



**Artist Statement:**

Nolan King

As a Designer, I focus strongly on concept design and development from production to post production. I believe that design is about communication and telling stories through the work itself. Design moves people, brings them joy & makes them think but most of all design is functional. I feel that all design fields are related and share this fact but I especially enjoy graphic design for its omnipresence and diversity, graphic design is present nearly everywhere you look; on printed material, web, signage, packaging, advertising, branding and visual identity.

I employ a rational, logical and pragmatic approach when making work. With an ongoing interest to proposing and finding solutions to problems, I find that often problems cannot be formulated before they have been solved as the shaping of the question is part of the answer. I look for things to fix or improve, working like a tinkerer/inventor, I propose alternatives to existing models, while focusing on communication and attention to detail. When creating a logo, for example, I consider how it will work in context with other graphics as well as how different audiences will convey the graphic. This is essential to creating a design that will not only aesthetically look good in various contexts but be adaptable to each and every viewer.

Title	Original Format
Figure 1: Political Party Posters	Illustrator/Photoshop, 11 in x 17 in
Figure 2: Preserve	Illustrator/Photoshop , 11 in x 17 in
Figure 3: Conserve	Illustrator/Photoshop, 11 in x 17 in
Figure 4: Educate	Illustrator/Photoshop, 11 in x 17 in
Figure 5: Political Party Identity	Illustrator, 11 in x 17 in
Figure 6: Coffee Portal	Procreate/Concepts 11 in x 17 in
Figure 7: Take Off	Procreate/Concepts, 11 in x 17 in
Figure 8: Mandala(Digital)	Illustrator, 17 in x 17 in
Figure 9: Mandala (Print)	Double Wood Block, 17 in x 17 in
Figure 10: Psycho Movie Poster	Illustrator, 11 in x 17 in




Figure 1: Preserve. Conserve. Educate



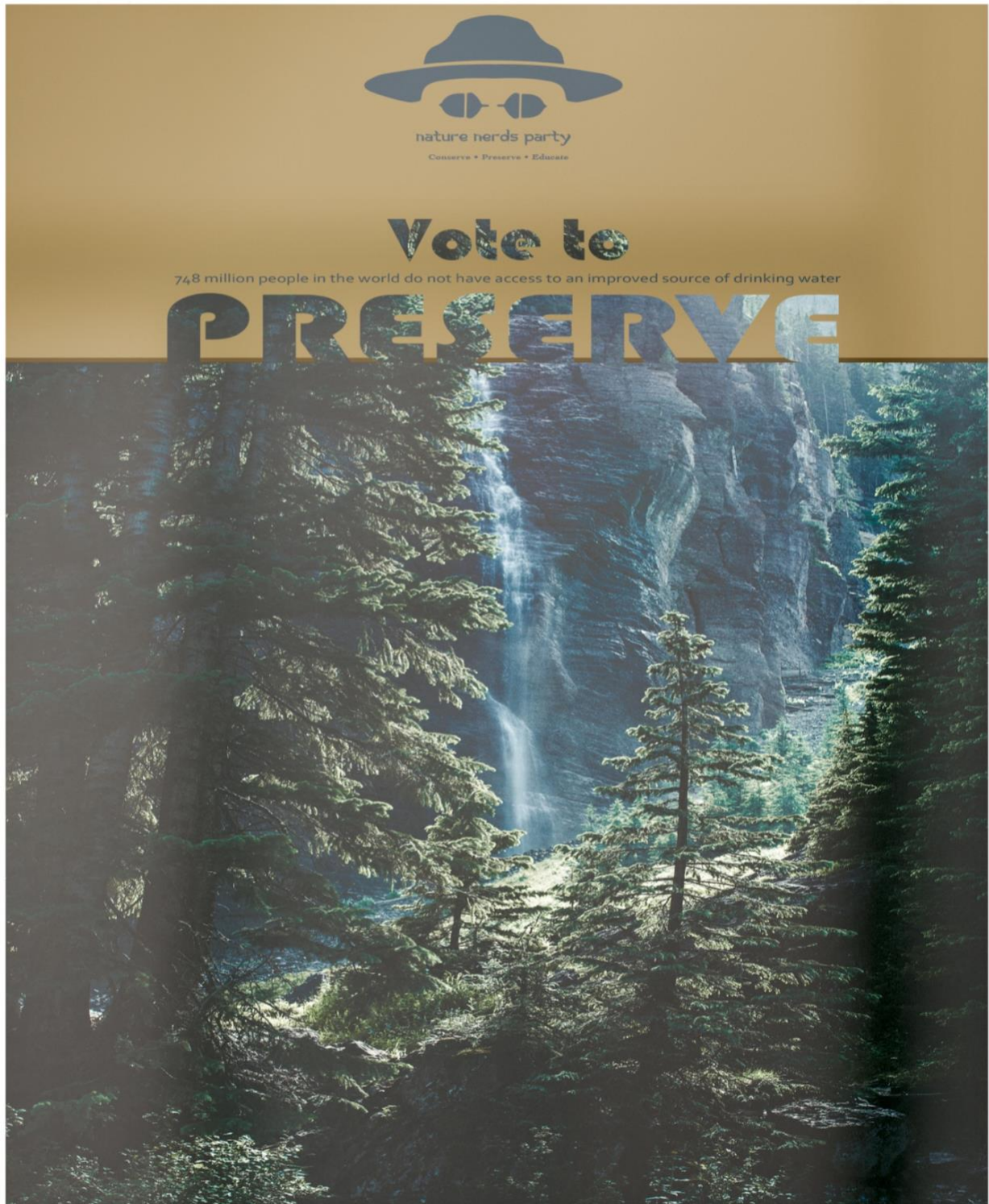


Figure 2: Preserve Poster






Figure 3: Conserve Poster





Figure 4: Educate Poster



Figure 5: Political Party Identity






Figure 6: Coloring Book Illustration 1





Figure 7: Coloring Book Illustration 2






Figure 8: Digital Creation





Figure 9: Double Wood Block Print of Digital Mandala



Figure 10: Movie Poster