

Miriam Design
INTERNAL
July 2023

Miriam Design
INTERNAL
July 2023
Inside the darker side

**LOOK
INSIDE**

**LOOK
INSIDE**



Miriame Dimulu

Spring 2024 semester

Capstone - Graphic Design

Department of Art and Art History

Artist Statement:

Throughout my entire time at CSU, I dedicated myself to enhancing my skills as a designer. With a concentration in graphic design, I have not only been able to experiment extensively with my design work but also to find my place in this industry as an artist. This period of exploration has allowed me to delve into other areas, including motion graphics, which I pursued throughout this semester. My journey has been me continuously challenging myself to push the boundaries of traditional design. As I move forward, I am eager to bring this dynamic blend of skills and passion to professional projects, aiming to create impactful, visually compelling designs as well functional designs for people.

Contents

Figure 1: Curls and Coil's Brand Design

Figure 2: Curls and Coil's Brand Design

Figure 3: Curls and Coil's Brand Design

Figure 4: RamCard ID Redesign

Figure 5: RamCard ID Redesign

Figure 6: RamCard ID Redesign

Figure 7: Clair Skincare

Figure 8: Clair Skincare

Figure 9: Whipped Dated app UI/UX Design

Figure 10: Whipped Dated app UI/UX Design

Figure 11: Whipped Dated app UI/UX Design

Figure 12: Burna boy Concert posters.

Figure 13: Lauryn Hill concert posters

Figure 14: Space Poster

Figure 15: Temptress movie poster

Figure 16: Temptress movie poster



Figure 1: Curl's and Coil's Brand Identity and Design



Figure 2: Curl's and Coil's Brand Identity and Design



Figure 3: Curl's and Coil's Brand Identity and Design



Figure 4: RamCard ID Redesign



Figure 5: RamCard ID Redesign



Figure 6: RamCard ID Redesign



Figure 7: CLAIR Skincare brand design.




Figure 8:CLAIR Skincare brand design.

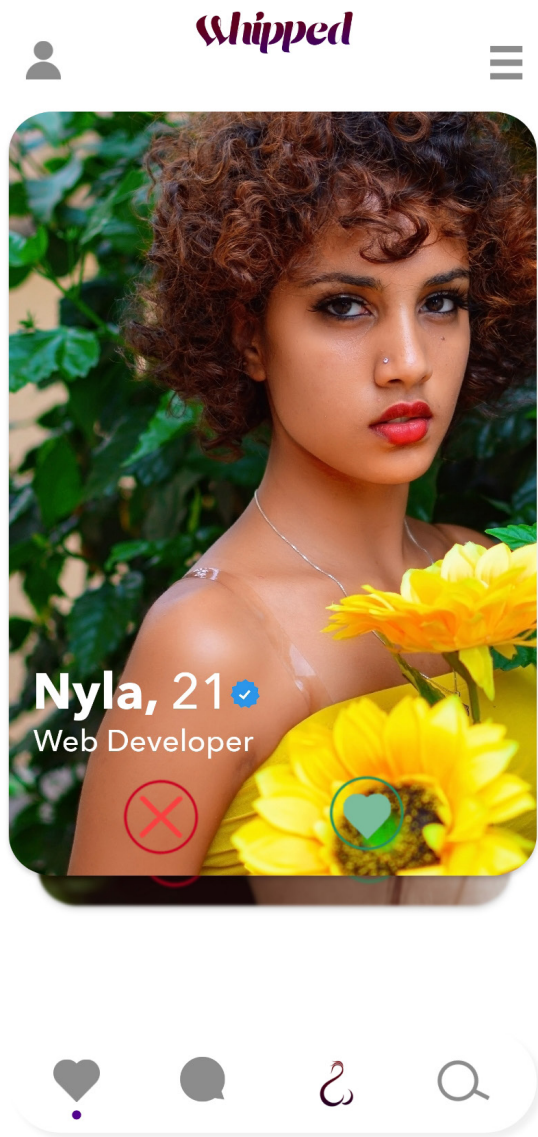


Figure 9:Whipped Dating app. UI/UX Design



Whipped

Figure 10: Whipped Dating app. UI/UX Design



Whipped

Login

Username

Password

Login

Google | Facebook | Twitter

Forgrot Password | Create new account

Navigation icons: Heart, Chat, Profile, Search

A login form with a white background. At the top left is the 'Whipped' logo. To its right is a 'Login' link. Below are two input fields for 'Username' and 'Password'. A large, rounded 'Login' button with a purple-to-red gradient is centered below the fields. Underneath are three social media icons: Google, Facebook, and Twitter. At the bottom are two links: 'Forgrot Password' and 'Create new account'. A navigation bar at the very bottom contains four icons: a heart, a speech bubble, a profile icon, and a magnifying glass.

Figure 11:Whipped Dating app. UI/UX Design

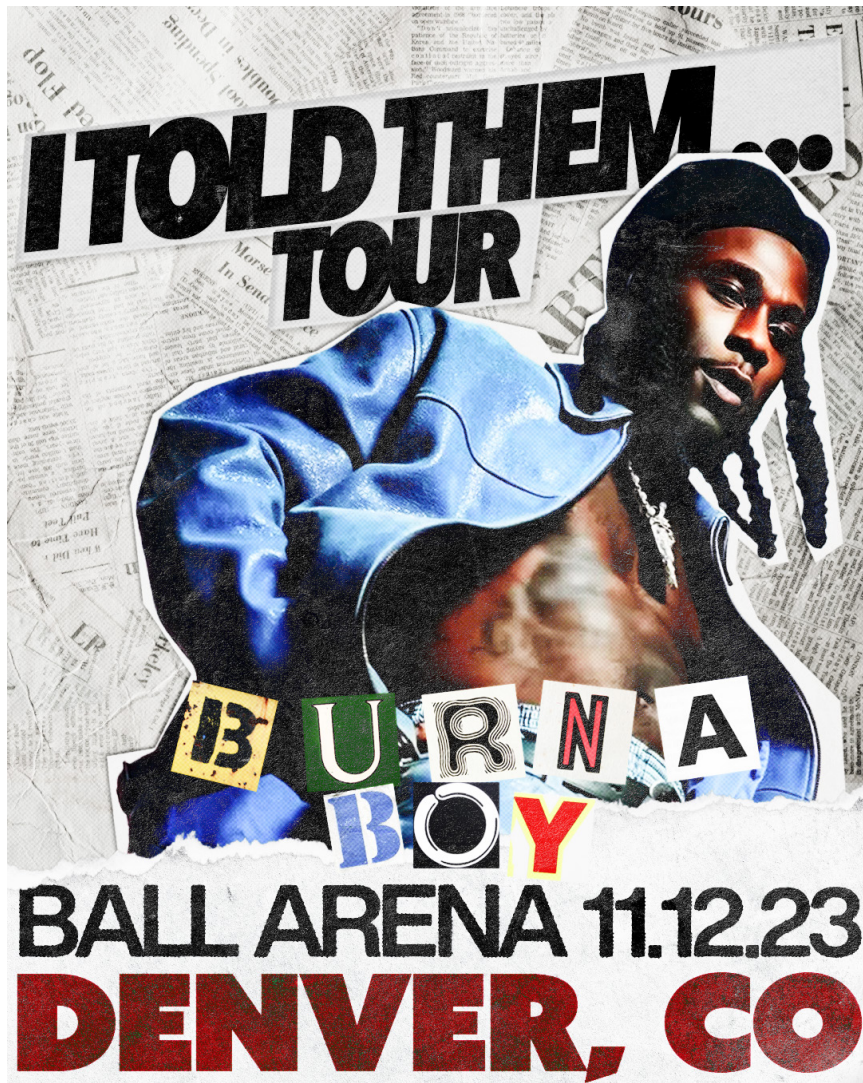


Figure 12: Burna boy Concert posters.



Figure 13: Lauryn Hill concert posters



Figure 14:Space Poster



Figure 15: Temptress movie poster



Figure 16: Temptress movie poster