



Tahlayn Fee

2026

Capstone – Graphic Design

Department of Art and Art History

**Artist Statement:**

As a designer, one of my main goals is to convey a story or idea in a clear and concise manner. The work I do focuses on using creative tools to bring an immersive experience to a viewer that is both visually interesting and comprehensible. For me, it is important in design to be able to easily reach an audience, while still taking artistic and creative liberties within my work. Through my design process, I look to enhance the complete viewing experience of the audience.

My process and mediums include a mix of traditional and digital art, switching between different applications to best fit a project.

During the creating process, it is important to me to first create and flesh out many possible designs, and to be able to adjust the design elements within a piece to fit the narrative of the work. This process is then repeated until a final product is produced, one that is satisfactory and meets my design goal.

**Title****Original Format**

---

|   |                               |
|---|-------------------------------|
| Figure 1: ACT Posters                       | Illustrator, 17 in x 11 in    |
| Figure 2: Freedom From Adult Conflicts      | Illustrator, 17 in x 11 in    |
| Figure 3: Jungle Life                       | Illustrator, 17 in x 11 in    |
| Figure 4: Knolling                          | Illustrator, 14.67 in x 11 in |
| Figure 5: Autonatomy                        | Illustrator, 11 in x 17 in    |
| Figure 6: Artemis Launch Spread             | Illustrator, 11 in x 17 in    |
| Figure 7: Naga Hot Sauce Branding           | Illustrator, 11 in x 17 in    |
| Figure 8: Visit Isla Nublar                 | Illustrator, 11 in x 17 in    |
| Figure 9: Yonder Mountain String Band Vinyl | Illustrator, 11 in x 17 in    |
| Figure 10: Haunting Hour Vinyl              | Illustrator, 11 in x 17 in    |
| Figure 11: Penguin Classic Book Covers      | Illustrator, 11 in x 17 in    |
| Figure 12: Ursa Landing Branding            | Illustrator, 11 in x 17 in    |

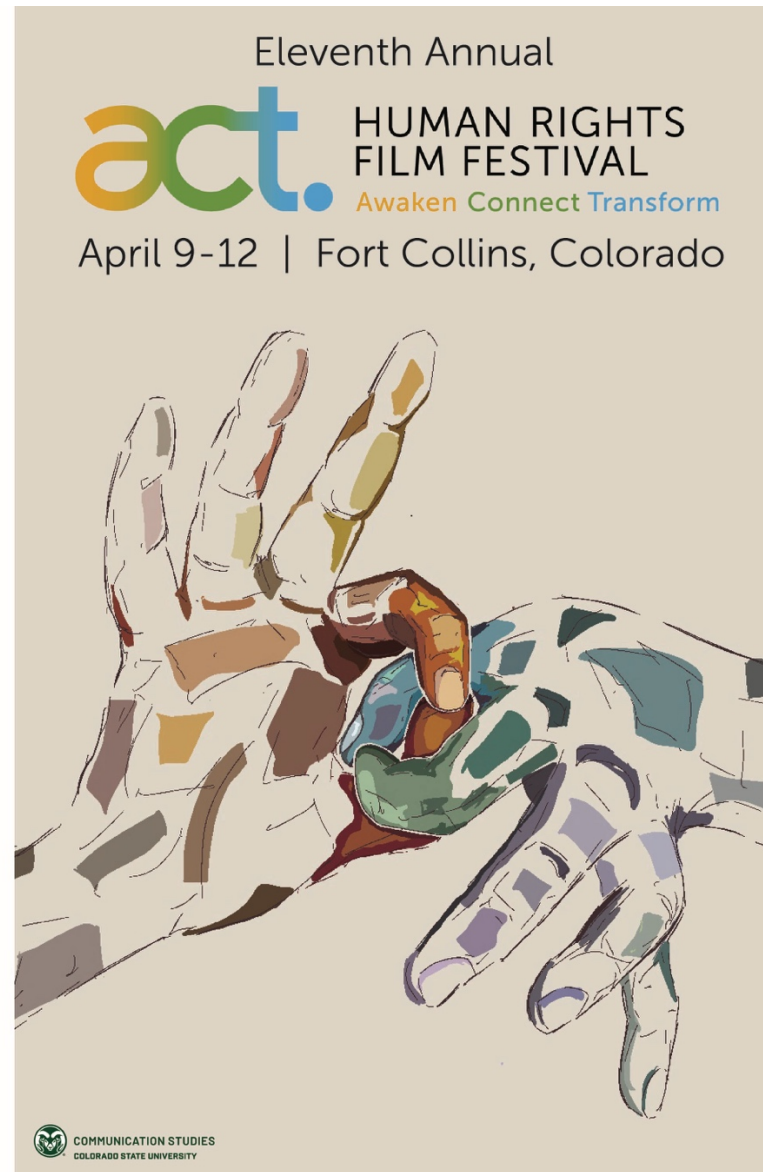
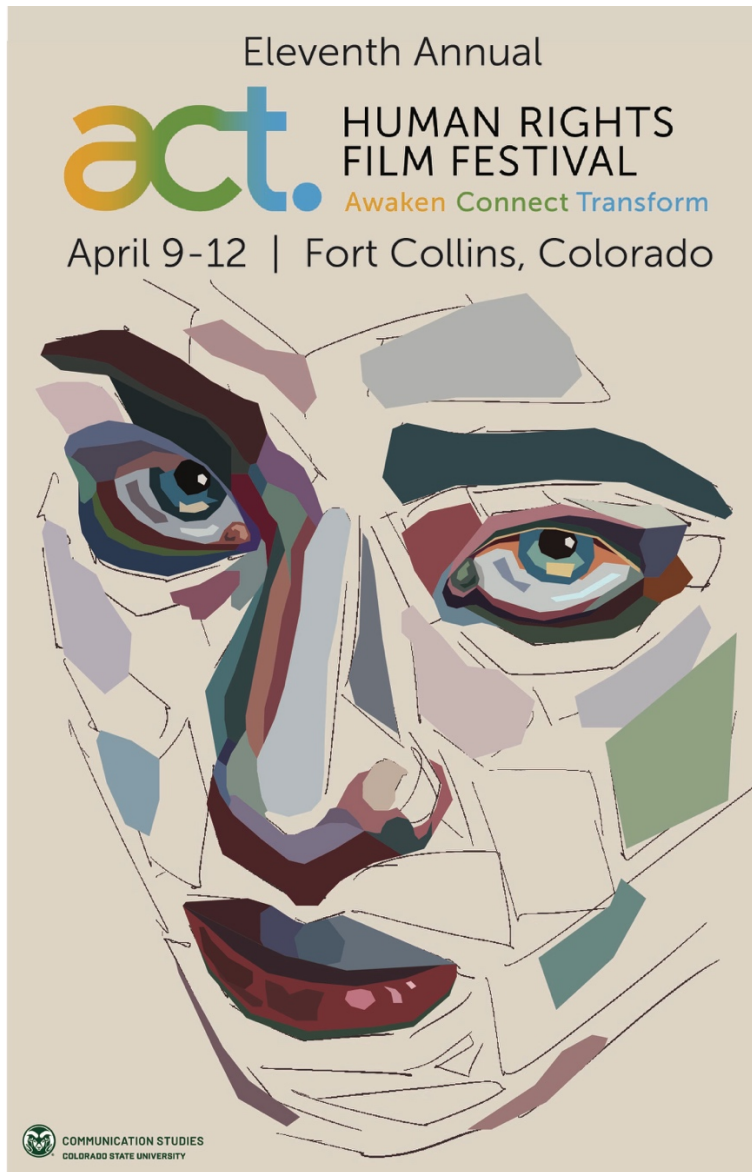


Figure 1: ACT Posters





**Figure 2: Freedom From Adult Conflicts**



Figure 3: Jungle Life



Figure 4: Knolling



**AUTONATOMY**

**INTRODUCTION**  
This is a game of precision, where your strategy may not get you far towards the finish line, but it will be a great mechanic. Practice honing your skills on this GT350 Shelby Mustang while it's in the shop, so it has the opportunity to fix this car the way!

**THE GT350**  
The latest GT350 Mustang is a high-performance variant of the Ford Mustang, known for its potent engine, track-focused handling, and aggressive styling. The 2020 model, for example, features a 5.2-liter V8 four-cylinder crank engine producing 305 horsepower. Recent iterations, like the 2023 model, combine the tradition with performance upgrades and enhancements, including options for weatherbeating and increased horsepower.

**HISTORICAL CONTEXT**  
The original GT350 debuted in 1965 as part of the first-generation Ford Mustang. These early models were designed by Shelby American to race and provide high-performance driving. Shelby American continues to build upon the GT350 legacy with modern iterations, offering a mix of track performance and street usability.

**GAME PIECES**

**BROKEN** **NEW**

**SEAT BELT** **\$1000**

**PLAYING CARDS AND MONEY**

**\$1000**

**GET READY**

**FIRST TIME**

1. Remove the instructions and replacement parts from the bag.
2. Carefully remove the instructions and replacement parts from the plastic frame. If needed, use an empty board or workspace to remove excess plastic from the game pieces. Discard the frame after removing all the game pieces.
3. Sort out the loose instruction cards along the perforated lines. Discard the frame after removing the instructions on the table.

**SET UP**

1. Place each broken part to the matching space on the gameboard. Use the replacement parts under the final container and discard the parts.
2. Place the buzzers in a place where all players can reach them.
3. Shuffle the instruction cards and place them in a deck. Face them where all players can reach them.

**START**

1. The youngest player goes first. They move to the left.
2. Pick up the first piece. Place the 100 coins of the bank, and flip it over. This is the instruction you must try to remove from the gameboard. Use the money to remove the absent without touching the metal pieces. Then, replace the part with its new counterpart.

**LET'S PLAY**

**BUZZER**

On your turn, if you remove the malfunction without matching the piece again, you then have to select the buzzers for this, and the piece cannot be returned to the board. Only a great mechanic is able to take a piece out and place the new one back in correctly. If you complete the game correctly, then all pieces are successfully changed. If only the replacement of the piece is completed without using the metal coins, then the person loses the game, but the person next to them has a chance to replace the part and use the rest of the money. If this happens, the person who completed the job gets to use their own coin, and all proceed to the next card.

**MECHANIC**

On your turn, if you remove the malfunction without matching the piece again, you then have to select the buzzers for this, and the piece cannot be returned to the board. Only a great mechanic is able to take a piece out and place the new one back in correctly. If you complete the game correctly, then all pieces are successfully changed. If only the replacement of the piece is completed without using the metal coins, then the person loses the game, but the person next to them has a chance to replace the part and use the rest of the money. If this happens, the person who completed the job gets to use their own coin, and all proceed to the next card.

**HOW TO WIN**

The game ends when all of the malfunctions have been removed and replaced with their new parts. All players removed all the money they held, and whoever made the most is the winner.



**AUTONATOMY**

**IS THERE A MECHANIC IN THE SHOP???**

The GT350 Shelby Mustang keeps breaking down, but it's brand new! Please help get this car back on the road. Only you can fix it!!!

**REMOVE THE BAD PARTS**

**REPLACE WITH NEW PARTS**

**DON'T ACTIVATE THE BUZZER**

**UNLOCK YOUR INNER MECHANIC AND WIN THE GAME**

**AUTONATOMY**

**RULES AND REGULATIONS**

|   |               |               |
|---|---------------|---------------|
| <b>STEERING WHEEL</b><br>The steering wheel won't turn, unless a helper fix it, otherwise, that's off the road! | <b>\$400</b>  | <b>\$50</b>   |
| <b>AIR FILTER</b><br>The air filter is dirty! Replace it before it's too late and you can reach the engine!     | <b>\$700</b>  | <b>\$100</b>  |
| <b>SEAT BELT</b><br>The seatbelt is damaged, make sure you replace it to ensure maximum safety!                 | <b>\$1000</b> | <b>\$1000</b> |



Figure 5: Autonatomy



Figure 6: Artemis Launch Spread

### The King Cobra

The King Cobra is the world's longest venomous snake, and can grow up to 5 meters long. Known for the crown on its head and stripes adorning its body, this snake is an active hunter, who preys almost exclusively on other snakes.



**NAGA HOT SAUCE**

**FIND IT HERE**

**VENOM INDEX**

CAUTION! HIGH AMOUNTS OF VENOM

**KING COBRA**

**INGREDIENTS:** ONION, BELL PEPPER, APPLE CIDER VINEGAR, PINEAPPLE JUICE, PINEAPPLE, MANGO, GARLIC, CILANTRO, GINGER, OLIVE OIL, SALT, CELERY SALT, TABASCO, THIME.

**Distributed By:** NAGA INC. CO 80204, 9709018729, naga@nagahot sauce.com, @nagahot sauce

**NUTRITION FACTS**

|                    |    |
|--------------------|----|
| Amount Per Serving |    |
| <b>CALORIES</b>    | 0  |
| Total Fat 0g       | 0% |
| Sodium 0mg         | 0% |
| Total Carb. 1g     | 0% |
| Protein 0g         |    |

7 25272 73070 6

Please Recycle or Upcycle to learn more about how to protect snake habitats.

### The Rattlesnake

The Diamondback Rattlesnake is a venomous pit viper that lives in the southwestern United States and Mexico. Defined by its diamond pattern, this large and aggressive snake is responsible for more fatalities than any other snake in the United States.



**NAGA HOT SAUCE**

**FIND IT HERE**

**VENOM INDEX**

NOTICE! HIGH AMOUNTS OF VENOM

**RATTLESNAKE**

**INGREDIENTS:** ONION, BELL PEPPER, PINEAPPLE, MANGO, GARLIC, CILANTRO, GINGER, OLIVE OIL, SALT, CELERY SALT, TABASCO, THIME.

**Distributed By:** NAGA INC. CO 80204, 9709018729, naga@nagahot sauce.com, @nagahot sauce

**NUTRITION FACTS**

|                    |    |
|--------------------|----|
| Amount Per Serving |    |
| <b>CALORIES</b>    | 0  |
| Total Fat 0g       | 0% |
| Sodium 0mg         | 0% |
| Total Carb. 1g     | 0% |
| Protein 0g         |    |

7 25272 73070 6

Please Recycle or Upcycle to learn more about how to protect snake habitats.

### The Viper

The Russel's Viper is a highly venomous snake that is native to southeast Asia. This snake carries high levels of toxins, and a person can die within 20 seconds of a bite from this snake. It's wracked up an 80% mortality rate.



**NAGA HOT SAUCE**

**FIND IT HERE**

**VENOM INDEX**

WARNING! HIGH AMOUNTS OF VENOM

**THE VIPER**

**INGREDIENTS:** ONION, BELL PEPPER, APPLE CIDER VINEGAR, PINEAPPLE JUICE, PINEAPPLE, MANGO, GARLIC, CILANTRO, GINGER, OLIVE OIL, SALT, CELERY SALT, TABASCO, THIME.

**Distributed By:** NAGA INC. CO 80204, 9709018729, naga@nagahot sauce.com, @nagahot sauce

**NUTRITION FACTS**

|                    |    |
|--------------------|----|
| Amount Per Serving |    |
| <b>CALORIES</b>    | 0  |
| Total Fat 0g       | 0% |
| Sodium 0mg         | 0% |
| Total Carb. 1g     | 0% |
| Protein 0g         |    |

7 25272 73070 6

Please Recycle or Upcycle to learn more about how to protect snake habitats.

### The Black Mamba

The Black Mamba is known for its large size, speed, and potent venom. This snake is one of the fastest in the world. This agile snake is highly aggressive when threatened, and are widely considered to be the deadliest snake in the world.



**NAGA HOT SAUCE**

**FIND IT HERE**

**VENOM INDEX**

DANGER! HIGH AMOUNTS OF VENOM

**BLACK MAMBA**

**INGREDIENTS:** ONION, BELL PEPPER, APPLE CIDER VINEGAR, PINEAPPLE JUICE, PINEAPPLE, MANGO, GARLIC, CILANTRO, GINGER, OLIVE OIL, SALT, CELERY SALT, TABASCO, THIME.

**Distributed By:** NAGA INC. CO 80204, 9709018729, naga@nagahot sauce.com, @nagahot sauce

**NUTRITION FACTS**

|                    |    |
|--------------------|----|
| Amount Per Serving |    |
| <b>CALORIES</b>    | 0  |
| Total Fat 0g       | 0% |
| Sodium 0mg         | 0% |
| Total Carb. 1g     | 0% |
| Protein 0g         |    |

7 25272 73070 6

Please Recycle or Upcycle to learn more about how to protect snake habitats.



Figure 7: Naga Hot Sauce Branding



Figure 8: Visit Isla Nublar




Figure 9: Yonder Mountain String Band Vinyl



Figure 10: Haunting Hour Vinyl



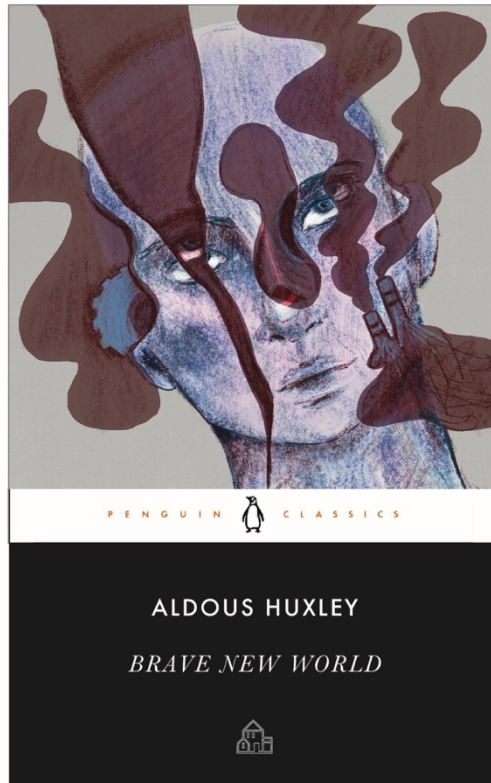


Figure 11: Penguin Classic Book Covers



Figure 12: Ursa Landing Branding