

# Extension Connect

25 Oct 2023

Dawn Thilmany

Tim Komarek

**REDI@CSU**

Regional Economic Development Institute



**COLORADO STATE UNIVERSITY**

Colorado State University |  
Engagement and Extension

# What we do

---

## Engaged research institute

- aims to understand, analyze and inform economic development strategies
- focus on underserved regions and populations in Colorado



# Who we are

www.CSURED.I.org

**REDI@CSU**  
Regional Economic Development Institute

HOME

CREATE ▾

EDUCATE ▾

CONNECT ▾

ABOUT US ▾



Economics Indicator  
Reports



Economic Indicator  
Dashboard



REDI Reports



Webinars

# Who we are

## Meet the Team

[Team Leads](#) / Graduate Research Assistants [CSU Research Associates](#) External Research Associates



**Stephan Weiler**

Professor of Economics  
[stephan.weiler@colostate.edu](mailto:stephan.weiler@colostate.edu)  
Website

19 research associates  
From 8 dept. / units



**Dawn Thilmany**

Professor of Agricultural Economics  
[Dawn.Thilmany@ColoState.edu](mailto:Dawn.Thilmany@ColoState.edu)  
Website



**Economics Indicator  
Reports**



**Economic Indicator  
Dashboard**



**REDI Reports**



**Webinars**

## REDI Reports

### Federal Spending in Colorado: Lessons from the Budget Control Act of 2011

📅 May 2023 | 📄 Tim Komarek | 📌 Debt, Federal Spending

This report highlights the relative importance of federal procurement spending in the private sector across different regions of Colorado. Several Colorado counties receive a significant amount (over \$3,000 per capita a year) of federal spending. The reduction in federal spending from the Budget Control Act of 2011 led to a decline of approximately 10,000 jobs and an increase in unemployment and demands on the social safety net....

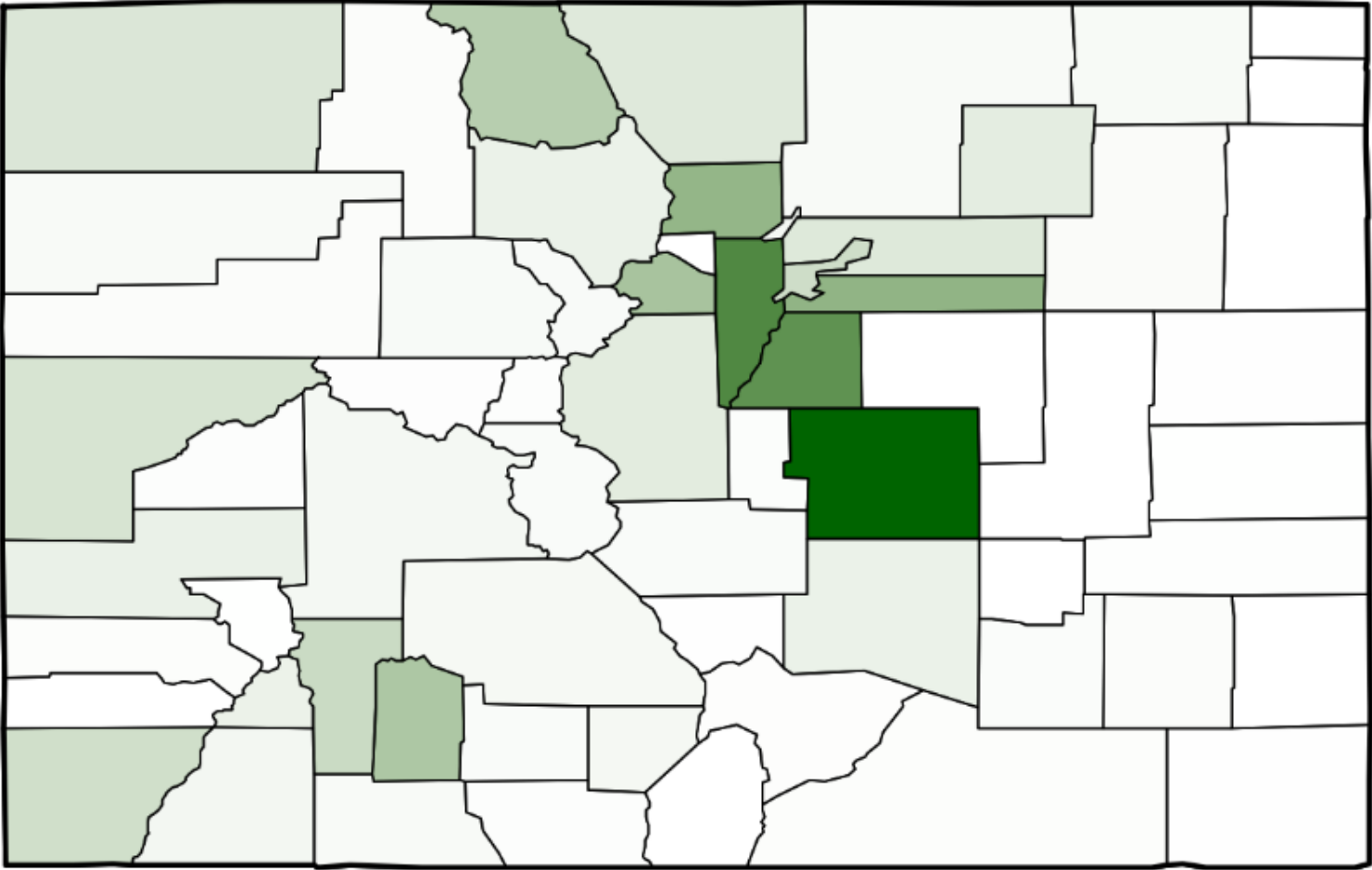
[Read REDI Report](#)

### Economic wins and losses from reintroducing wolves in Colorado

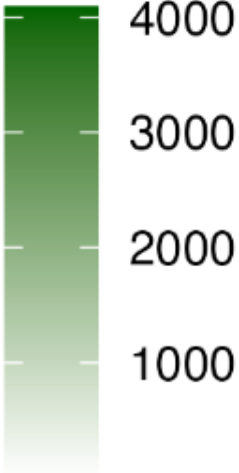
📅 April 2023 | 📄 Benjamin Ghasemi, Dana L. Hoag, Jesse Burkhardt, Robin Young | 📌 Wolves

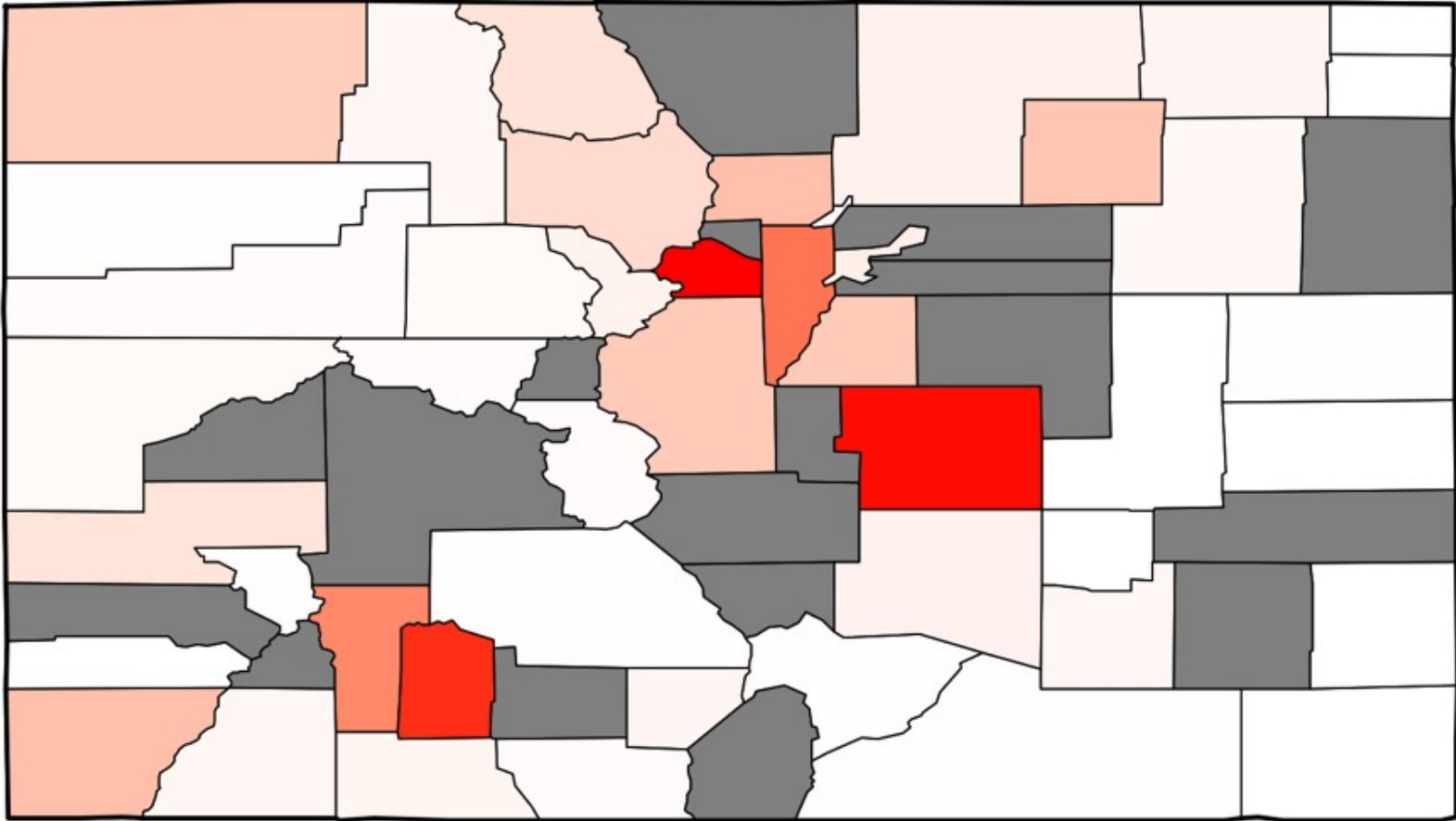
In 2020, Coloradans narrowly voted, 51-49%, to reintroduce wolves in late We estimate that the benefits to yes-voters are about \$115 million/year, likely more than 50 times government spending for those that will experience losses. Almost 90% of the benefits fall in the Front Range, where very few people will ever encounter a wolf, while about 4% fall on the Western Slope, where almost all costs occur....

[Read REDI Report](#)



Total Spending  
Per Capita, 2011





Change Total Spending  
Per Capita, 2011-2017

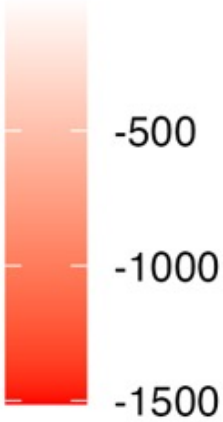


Table 1. Estimated Economic Impact on Colorado from the Budget Control Act of 2011

---

	Jobs	Unemployed	SNAP increase
Boulder MSA	-1,284	567	1,487
Colorado Springs MSA	-3,847	1,997	3,462
Colorado	-9,902	5,968	6,173

---

Estimated economic impact using the methodology from Komarek, Timothy M., Kyle Butts, and Gary A. Wagner. “Government Contracting, Labor Intensity, and the Local Effects of Fiscal Consolidation: Evidence from the Budget Control Act of 2011.” *Journal of Urban Economics* 132 (2022). SNAP stands for Supplemental Nutrition Assistance Program.



## Estimating the costs and benefits of wolf reintroduction

(Note Robin Young is one of the authors)

- Amendment 114 in 2020
- Diffuse benefits and concentrated costs
- Benefits of \$115 million (existence or “warm-glow” value)
- Costs are not less well-known, approximately \$2 million



**Economics Indicator  
Reports**



**Economic Indicator  
Dashboard**



**REDI Reports**



**Webinars**

Search...

Search REDI

# Economic Model

---



# Economic Model

---

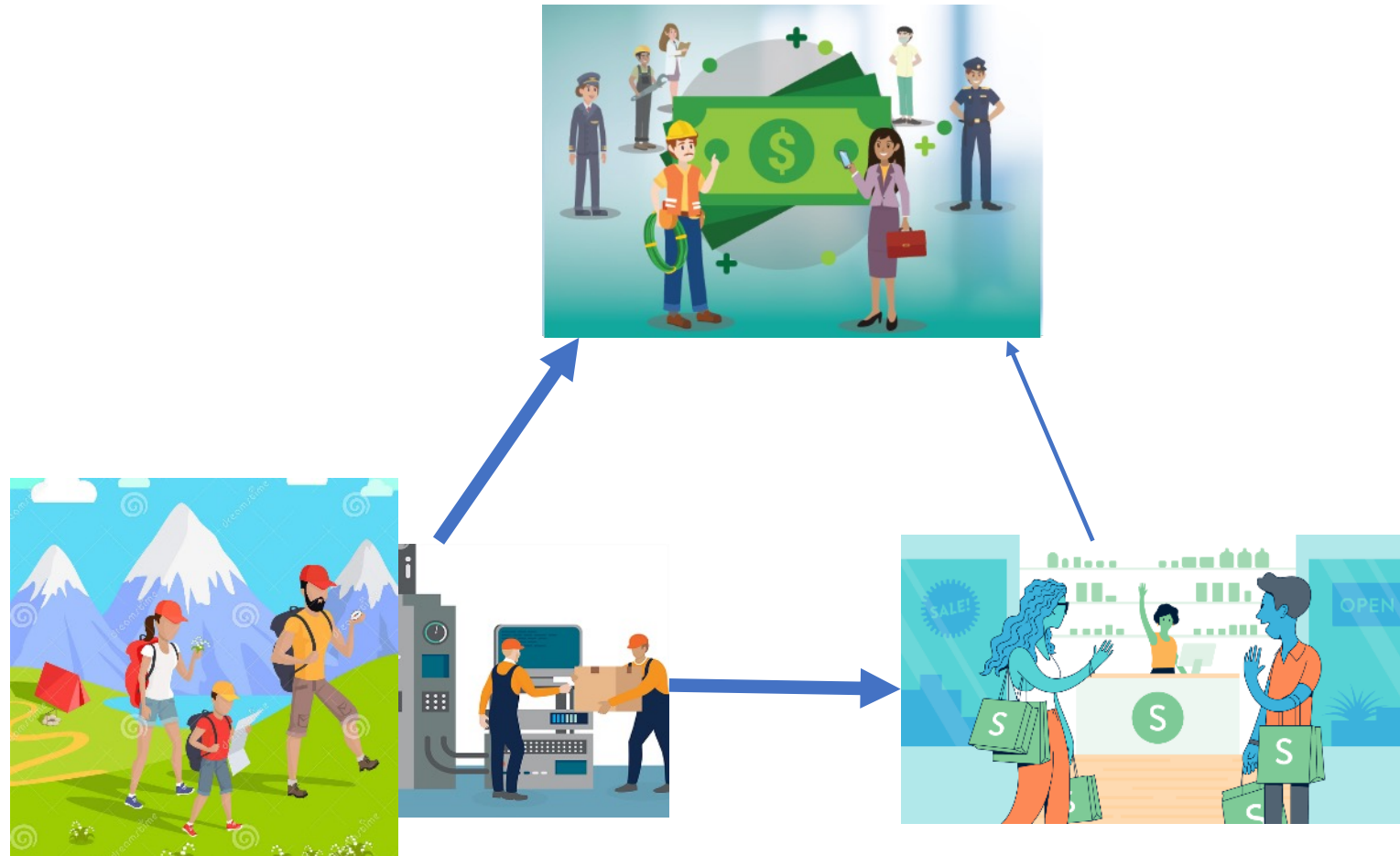


# Economic Model

---

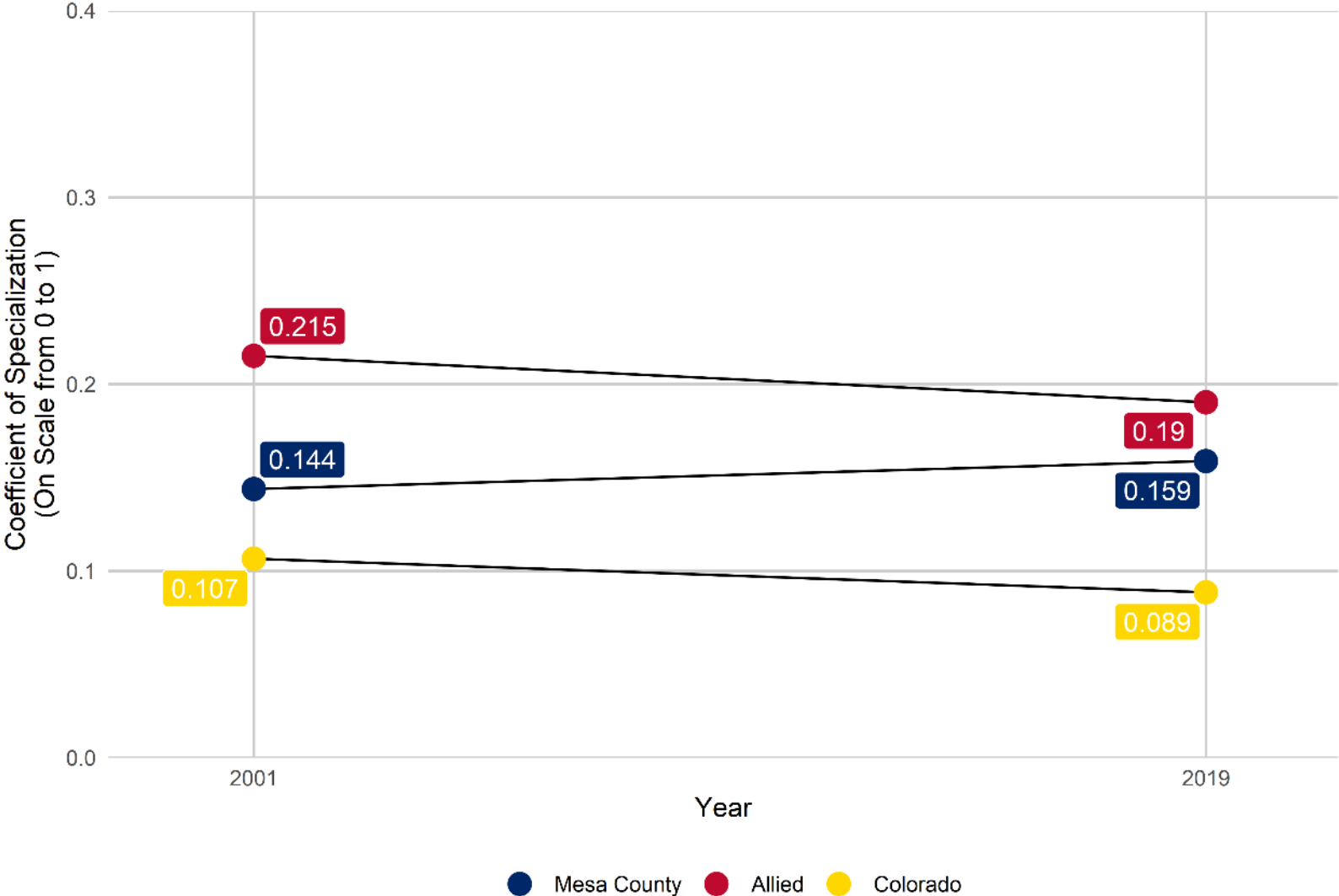


# Economic Model



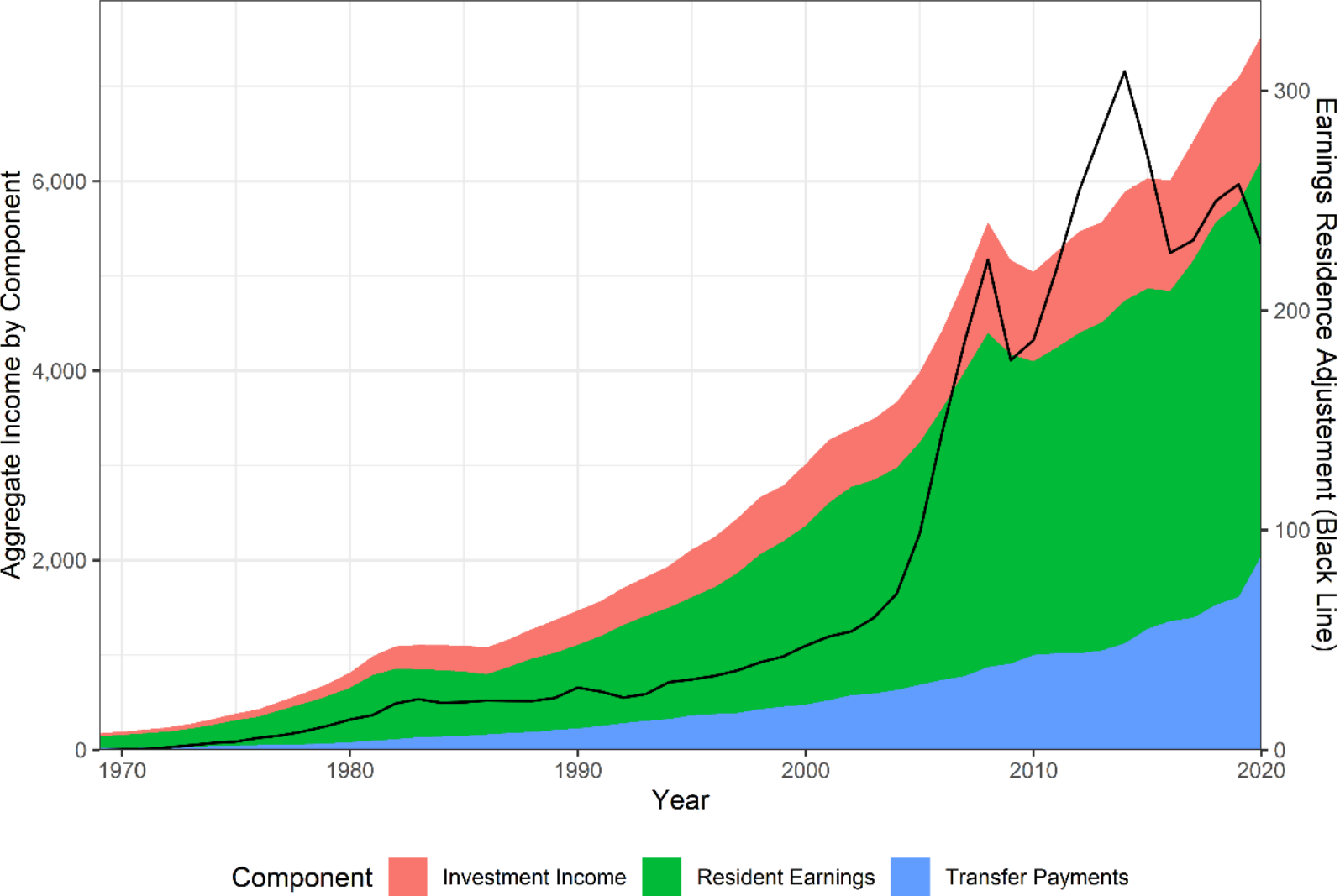
# Economic Model

Mesa County Change in Coefficient of Specialization  
EDA Region and Colorado Included for Comparison



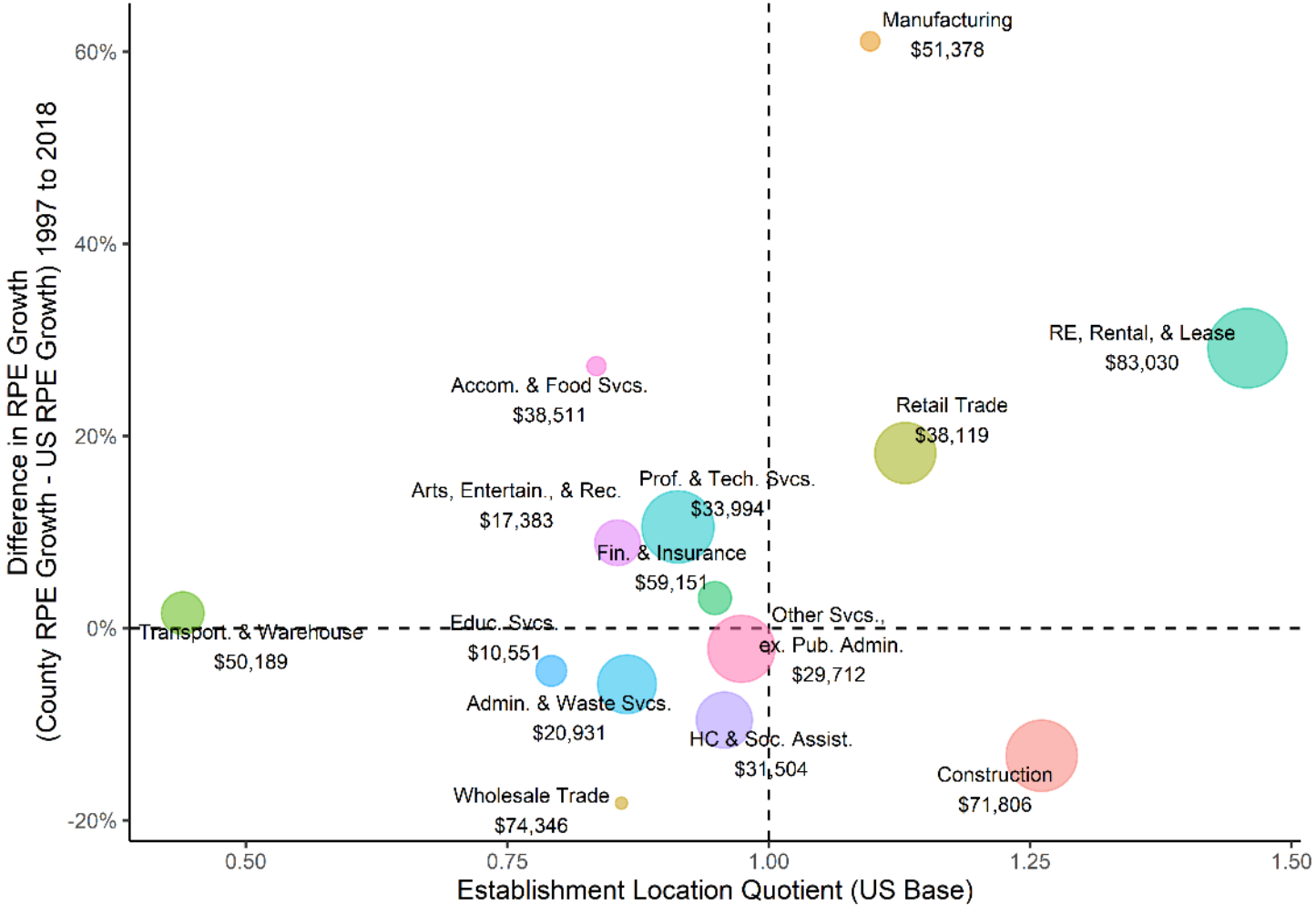
# Economic Model

Personal Income by Major Component in Mesa County  
From 1969 to 2020 in Millions of Nominal USD

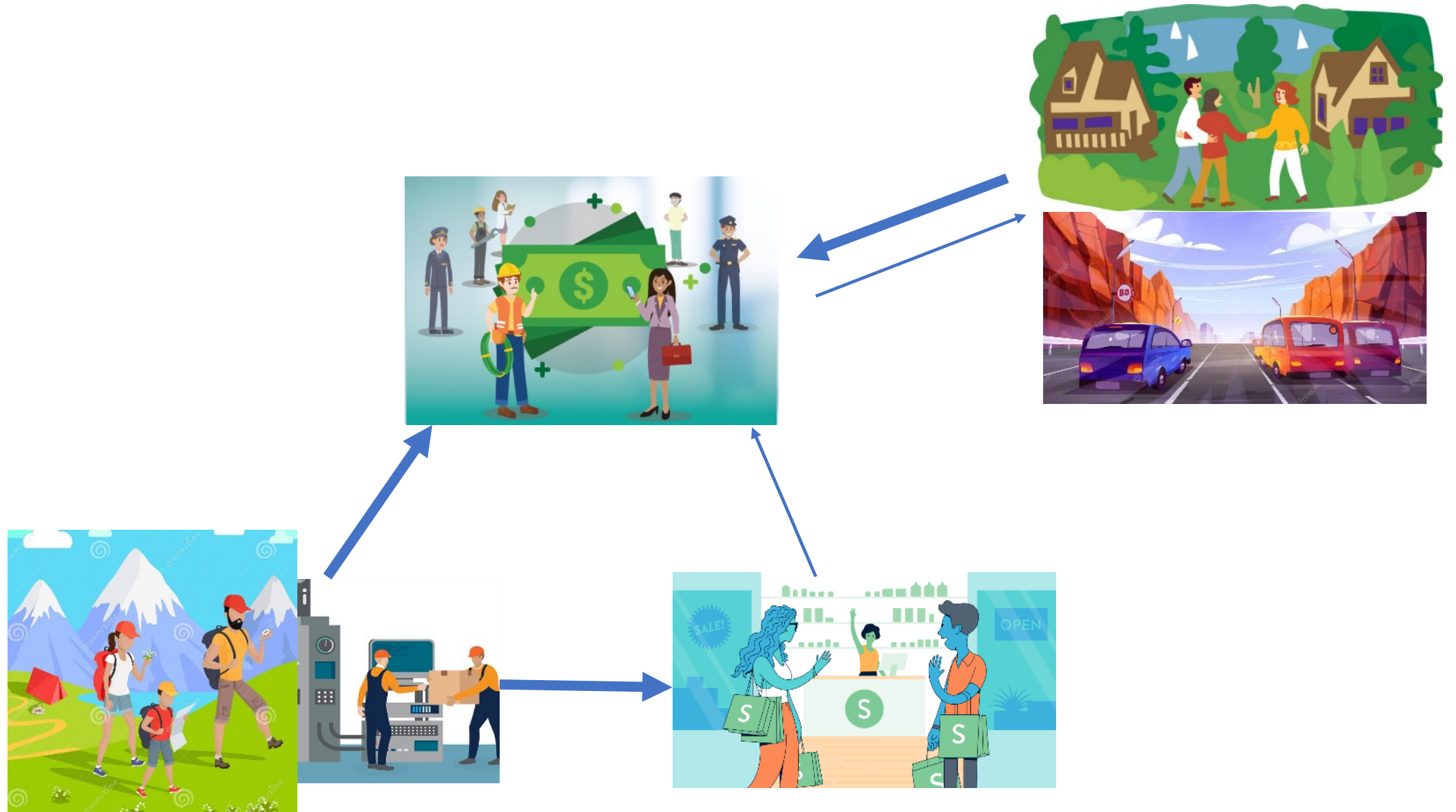


# Economic Model

Mesa County to US Non-Employer Statistics  
 Receipts/Establishment Growth vs. Location Quotient Matrix

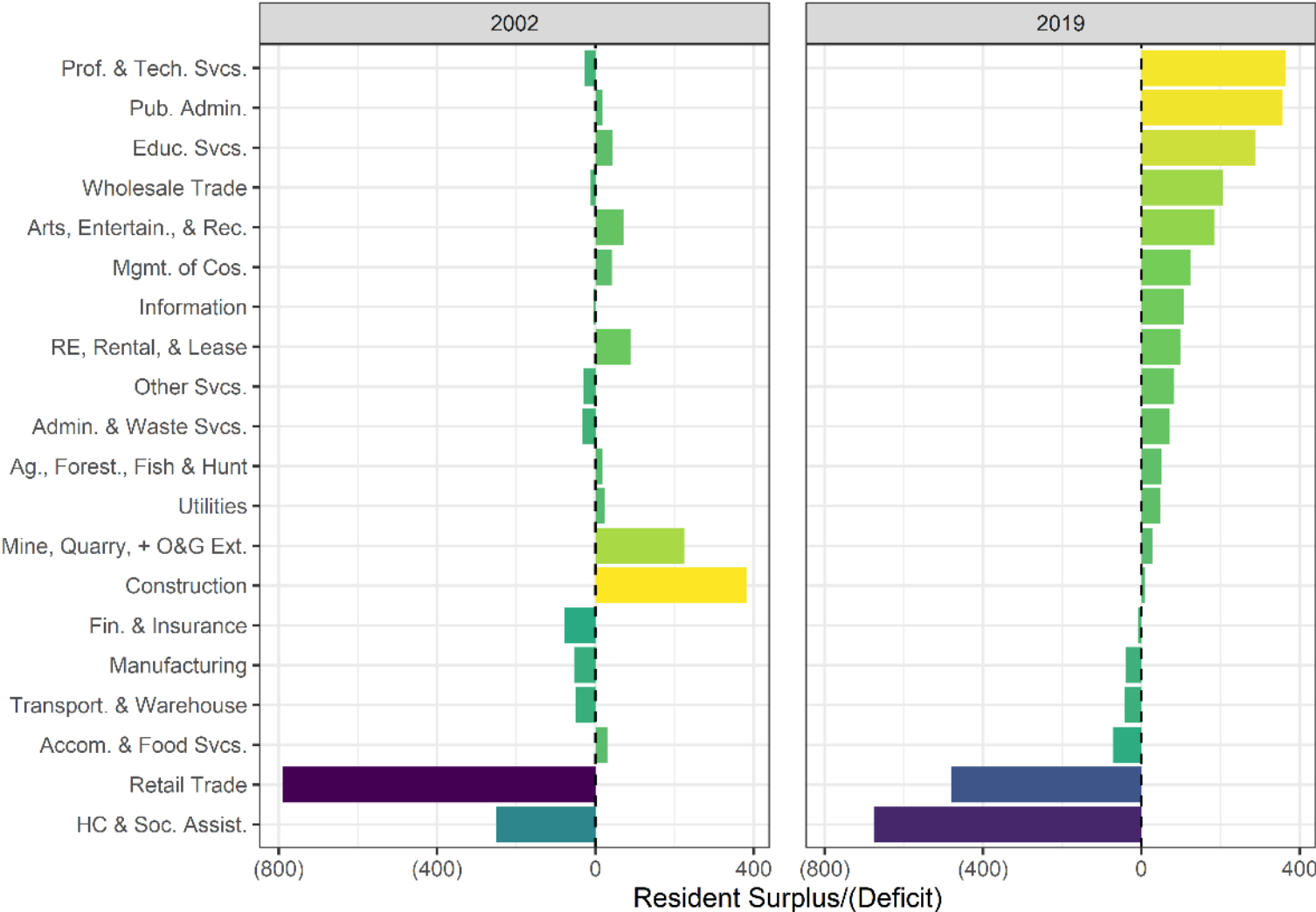


# Economic Model



# Economic Model

Mesa County Resident Worker Surplus/(Deficit)  
By Industry [NAICS 2-digit Sectors]

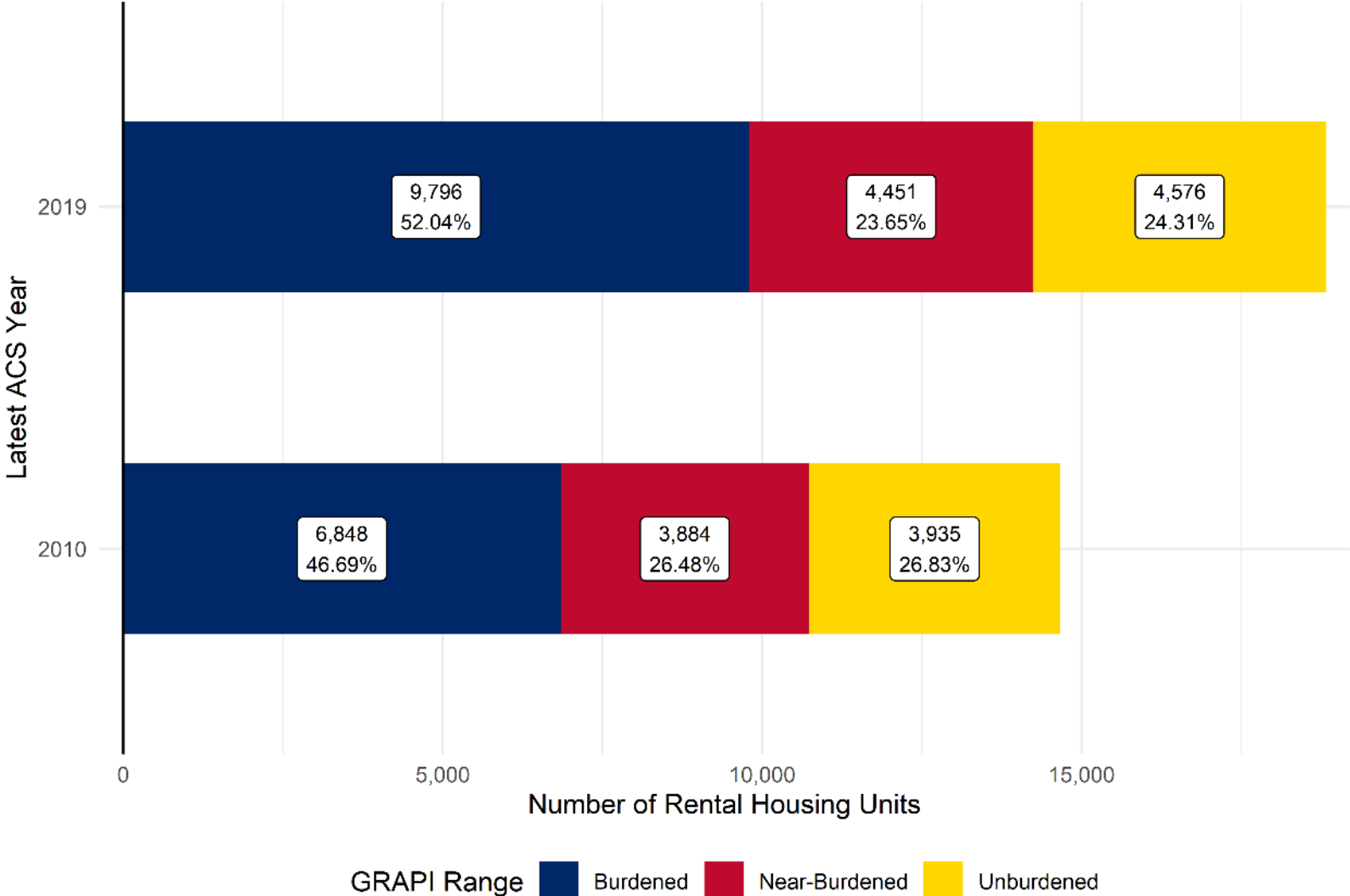


# Economic Model



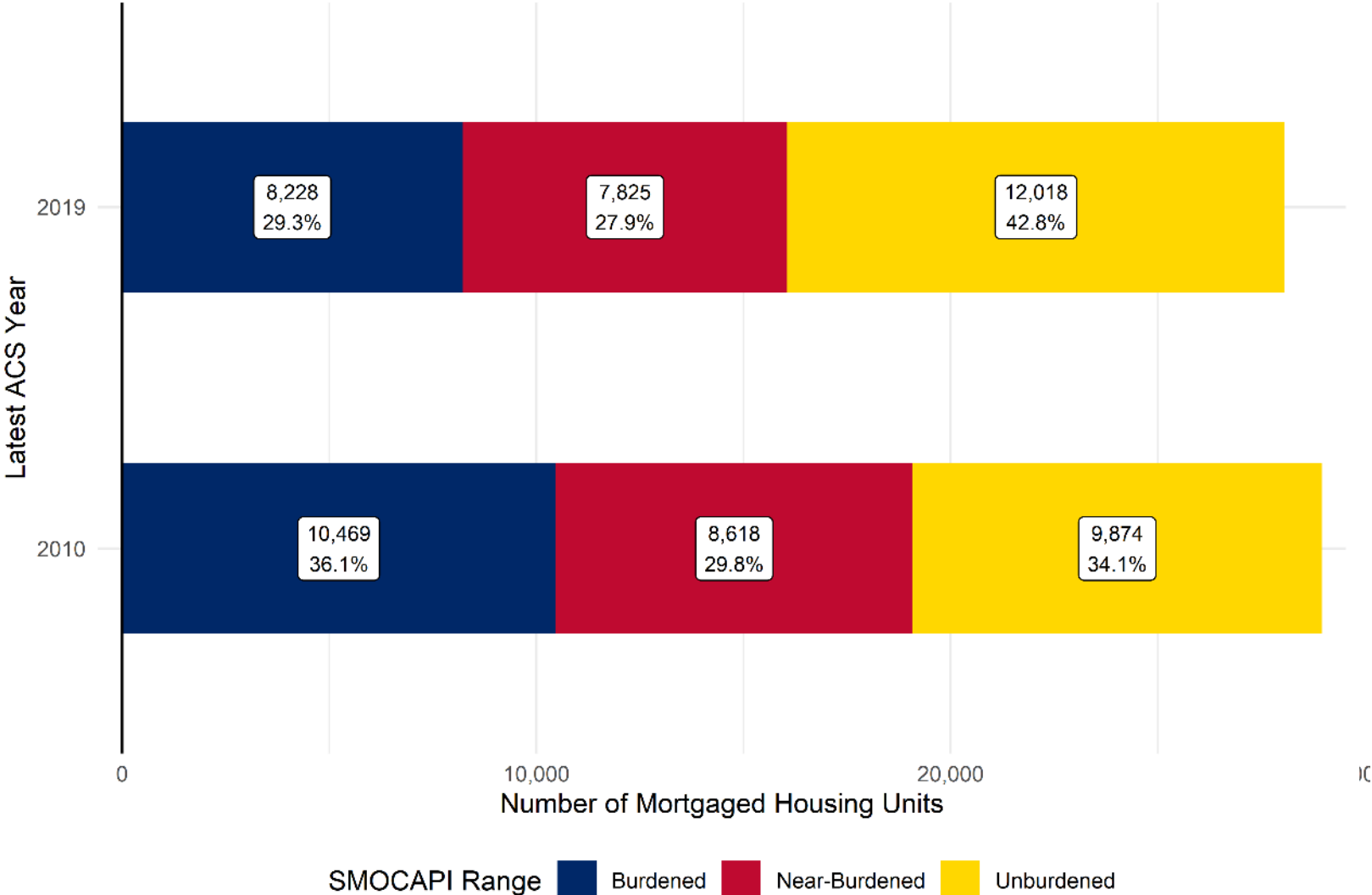
# Economic Model

Rental Housing Affordability in Mesa County  
Gross Rent As a Percentage of Income (GRAPI)



# Economic Model

Mortgaged Housing Affordability in Mesa County  
Selected Monthly Owner Costs As Percentage of Income (SMOCAPI)



# REDI Indicator Topics

---

1. Non-employer bubble graphs
2. Employer bubble graphs
3. Establishment dynamism
4. Jobs dynamism
5. Coefficient of specialization
6. Labor productivity
7. Personal income by major component
8. Housing affordability
9. Commuting flows

*Ideas and suggestions welcome!*

# REDI

adjacent grants and  
resources

- EDA University Center
- USDA Region Food Business Center

**REDI@CSU**

Regional Economic Development Institute

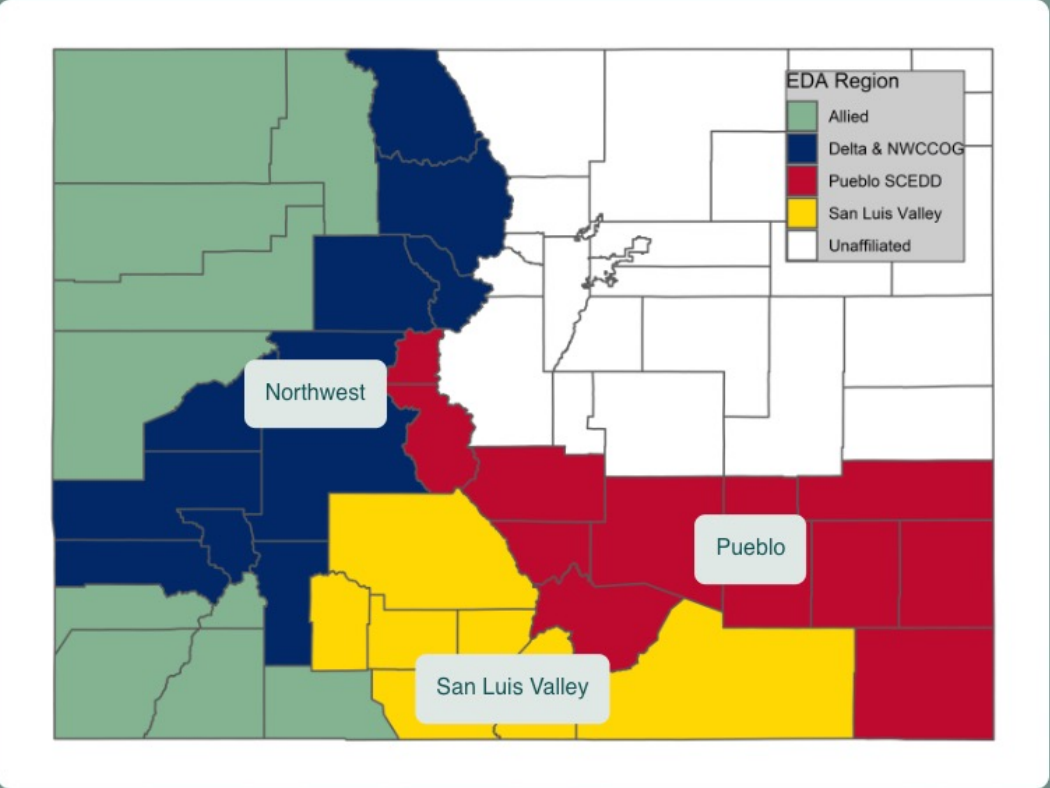


**COLORADO STATE UNIVERSITY**

# EDA Technical Assistance Grant

## Planning and Technical Support to Diversify Economic Opportunities in Colorado

This EDA funded project covers three distinct regions in Colorado, including those that are historically economically distressed, and more recently, impacted by the economic disruptions of COVID-19. This work represents collaborations with partners in each of the regions who help identify current technical assistance needs of their communities and regions that strategically target sectors that offer promise as recovery pathways for the region.



# EDA University Center overview

---

## Collaboration team

- REDI, OEE, and I4E
- \$750,000 grant over 5 year starts Jan 2024

## Key focus areas

- Applied research, technical assistance and information dissemination

## Service area

- Entire state of Colorado
- Primary focus on underserved rural and mountain communities

# EDA University Center scope of work

---

## **1. Enhancing Colorado-focused applied research**

- (1) examining regional interdependency within clusters and across the spatial landscape
- (2) workforce housing analysis
- (3) analyzing, organizing and sharing regional data
- (4) identifying the features of state, local and regional economies that support recovery, resiliency and economic growth including affordable housing policy and special economic districts
- (5) aiding in mitigating poverty and economic inequality

## **2. Provide technical assistance through educational programming and direct community support**

- (1) individual-level (I4E activities)
- (2) municipal / regional-level (REDI)

# EDA University Center scope of work

---

## **3. Infuse and disseminate information generated by our applied research and exchanges with practitioners and community members.**

- (1) organizing and sharing regional data tools by expanding our REDI Economic Indicator Reports, policy briefs, and other resources.
- (2) presentations to local stakeholders at conferences and webinars
- (3) technical reports
- (4) workforce housing analysis
- (5) professional publications infused by UC projects
- (6) media interviews
- (7) bi-annual newsletters

# EDA University Center Team

---

## Campus



Komarek



Hill



Miller



Alves Pena



Shrake



Rhodes

## Extension



Didero



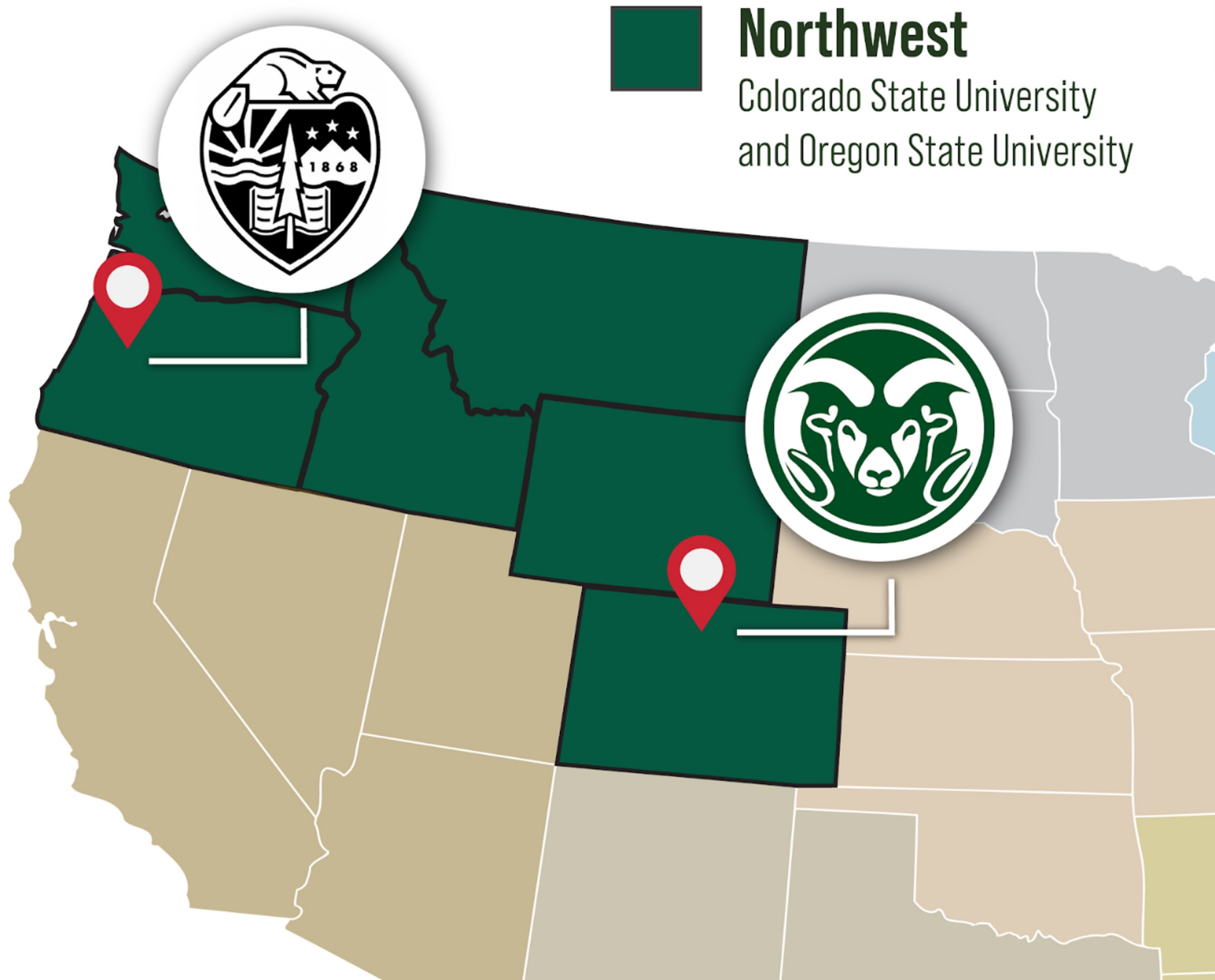
Wilkins



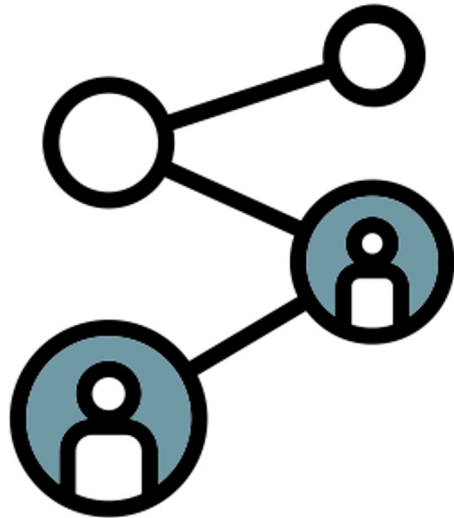
Engell



**USDA Regional Food  
Business Centers  
Geographic Regions**



**Northwest**  
Colorado State University  
and Oregon State University



The NW and Rocky Mountain Food Business Center will provide foundational business development support for small and mid-sized food and agriculture businesses participating in local and regional food sectors, focusing on these four high priority areas:

1. Supporting **animal protein supply chains** that respond more nimbly to changes in demand or supply
2. Assisting **food entrepreneurs** in successfully entering local, regional or national markets
3. Expanding and diversifying markets for **climate resilient agricultural** products
4. Supporting **right-sized, appropriately targeted investment** in food value chain infrastructure to enhance business success and long-term viability

# ACTIVITIES

---

## Coordination

- ◆ Cultivate and coordinate partnerships across diverse organizations and regional initiatives
- ◆ Serve as a state/regional resource and capacity building hub for federal grants and programs

## Technical Assistance

- ◆ Engage TA providers to support thematic needs and business development programs
- ◆ Support diverse activities and outcomes with emphasis on value chain and coordination, scaling up small/mid-tier operations and one-on-one assistance

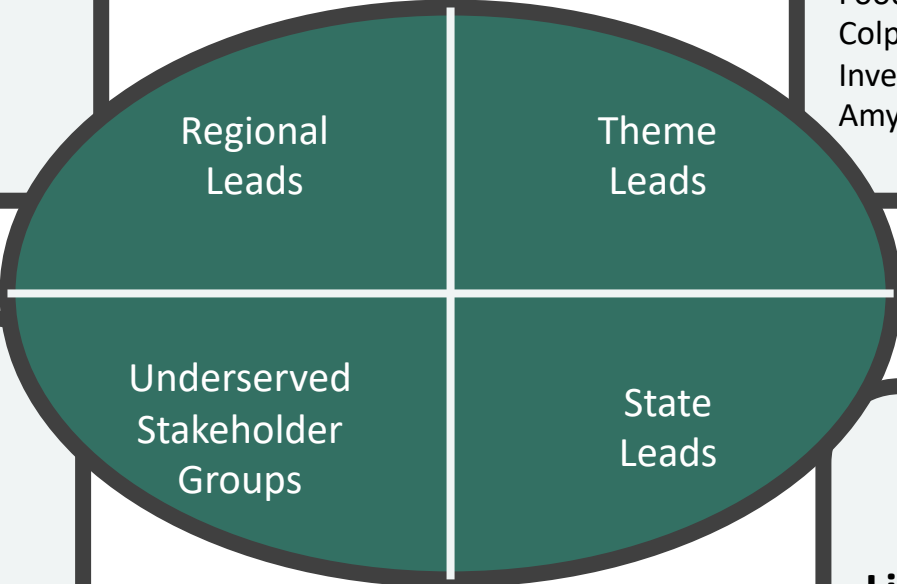
## Capacity Building

- ◆ Implement Business Builder Awards to build capacity among under-invested operations
  - ◆ Expand supply chain professional development and strategy for thematic and regional market leaders
-

# COLORADO TEAM ROLES

**Dawn Thilmany, Co-PI, CSU Lead**  
**Becca Jablonski, Data and Evaluation Lead**  
**Martha Sullins, Center Program Manager**

Animal Protein: Tommy Bass (MSU) and Rebecca Thistlethwaite (NMPAM)  
Climate Resilient Ag: Colette DePhelps (UoI) with Martha Sullins (CSU, interim)  
Food Entrepreneurs: Sarah Mason (OSU) and Ashley Colpaart (Food Corridor)  
Investment: Sydney DeLuna (Oregon Food Hub) and Amy Mattias (Sun Valley Institute)



- AgrAbility
- AgWell
- Hunger Free Colorado
- Good Food Collective
- SLV Local Foods Coalition
- Valley Food Partnership
- Focus Points/Comal
- Colorado Blueprint to End Hunger
- Nourish
- Community Ag Alliance
- School Districts
- Veterans for Farmers
- Fort Lewis University
- ...but we are just getting started!

**Libby Christensen, CSU State Co-Lead**  
**Brian Coppom, CDA, State Co-Lead**

# COLORADO COLLISION

## FOOD PITCH COMPETITION & HAPPY HOUR



COLORADO STATE UNIVERSITY



NOV  
15

November 15 - November 16  
**Farm and Food Symposium 2023**

**CenterPlace Regional Event Center**  
2426 North Discovery Place, Spokane Valley



DEC  
7

December 7 - December 8  
**Colorado Food Summit**

**Stockyard Events Center** 5004 National Western Dr, Denver



## 2024 Winter Fancy Food Show

We're headed back to Las Vegas in 2024 for the 48th Winter Fancy Food Show! Join us Sunday, January 21, Monday, January 22, and Tuesday, January 23 at the Las Vegas Convention Center West Hall to discover new products, network with industry's best and brightest, learn about innovations and trends, and get business done! Mark your calendar and join thousands of your industry peers for the 2024 Winter Fancy Food Show.



# MOUNTAIN MEAT SUMMIT



MAY 21-23 2024

## PRAY, MONTANA



# NEXT STEPS

---

- Get Connected!
  - Sign up for email communications: <https://col.st/u6pAT>
  - Colorado Food Summit in December at SPUR
    - <https://nwrockymountainregionalfoodbusiness.com/event/colorado-food-summit/>
  - Bookmark our website:  
<https://nwrockymountainregionalfoodbusiness.com/>
  - Connect us with who you think needs to help us set priorities, engagement project, direct initiatives and invest resources.
    - Colorado - Libby Christensen at [libby.christensen@colostate.edu](mailto:libby.christensen@colostate.edu)
    - Program - Martha Sullins at [martha.sullins@colostate.edu](mailto:martha.sullins@colostate.edu)
    - Regionwide - Dawn Thilmany at [dawn.thilmany@colostate.edu](mailto:dawn.thilmany@colostate.edu)



Working with OEE  
going forward

**REDI@CSU**

Regional Economic Development Institute



**COLORADO STATE UNIVERSITY**