

Fort Collins Weather Station Monthly Summary

December 2024



Photo Credit:
Andrey Marsavin



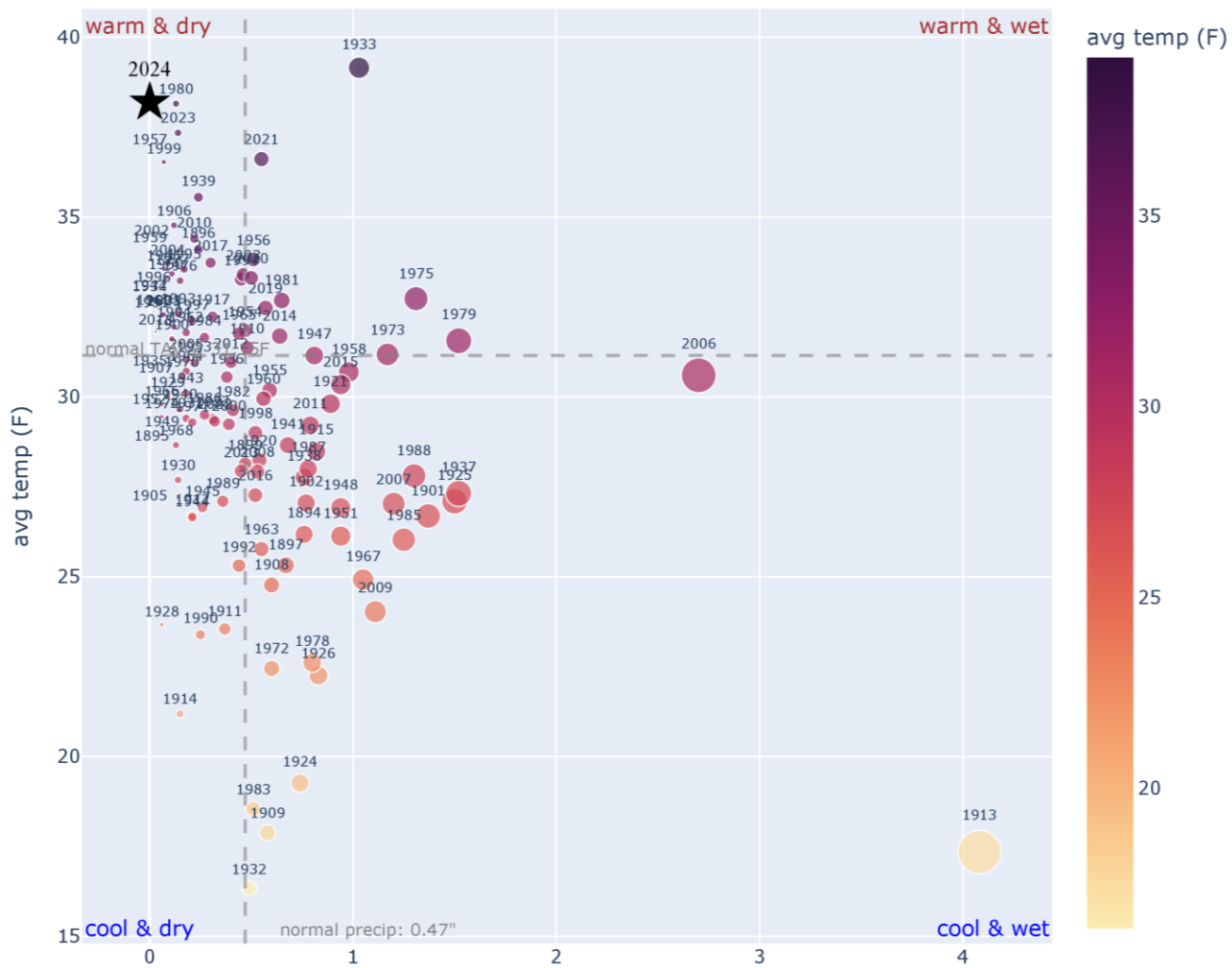
ATMOSPHERIC SCIENCE
COLORADO STATE UNIVERSITY



COLORADO
CLIMATE
CENTER

Average December Temperature and Precipitation

FORT COLLINS temperature and precipitation, December 1 - December 31



Russ Schumacher/Colorado Climate Center/CSU
Data source: ACIS

The average air temperature for December 2024 was 38.2 °F, a whopping 7.1 °F above our 1991-2020 December normal (31.3 °F).

The last warmer December was 1980 (38.5 °F).

We received no measurable precipitation, only a trace amount in December 2024, 0% of our 1991-2020 December normal (0.47"). The last December we received less precipitation (not even a trace) was 1959 (0.00").

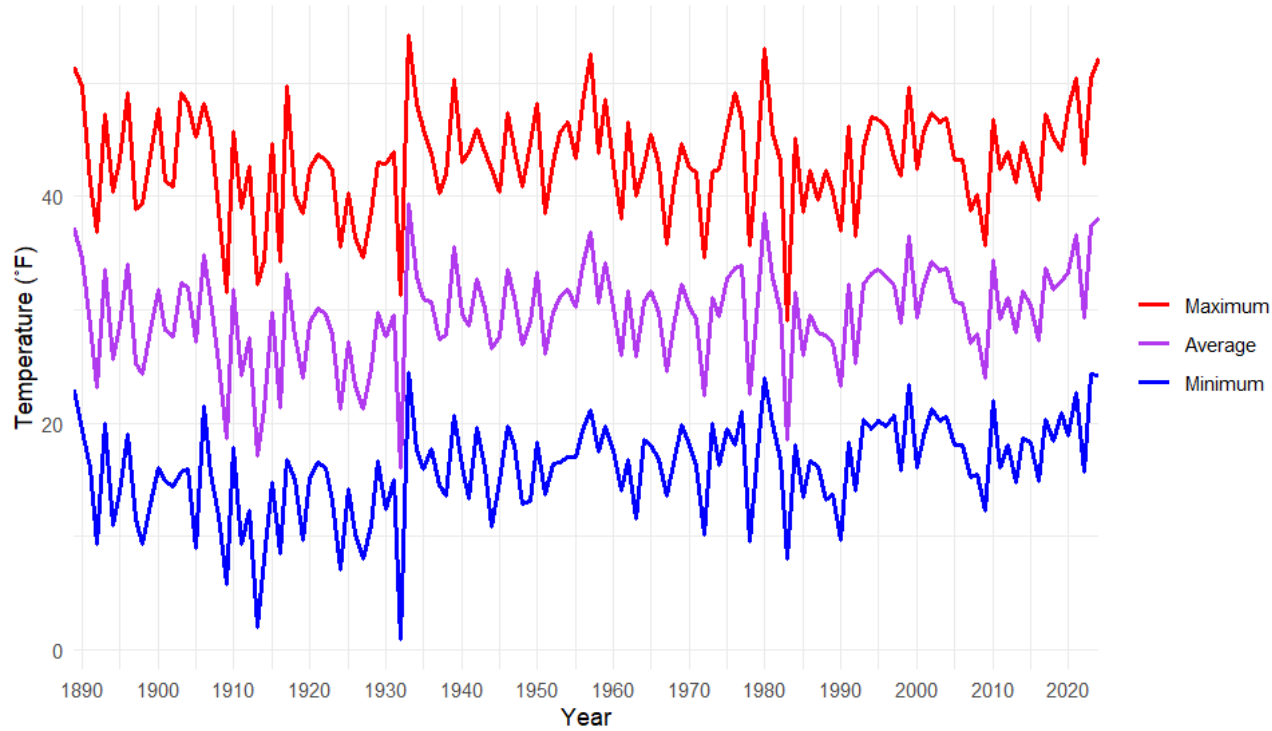
The last wetter December was 2023 (0.14")

We also received only a trace of snowfall in December 2024, 0% of our 1991-2020 December normal (7.5")
The last December we received less snowfall was 1959 (0.0").



December 2024 Time Series Graphics

Fort Collins Weather Station December Temperature Timeseries



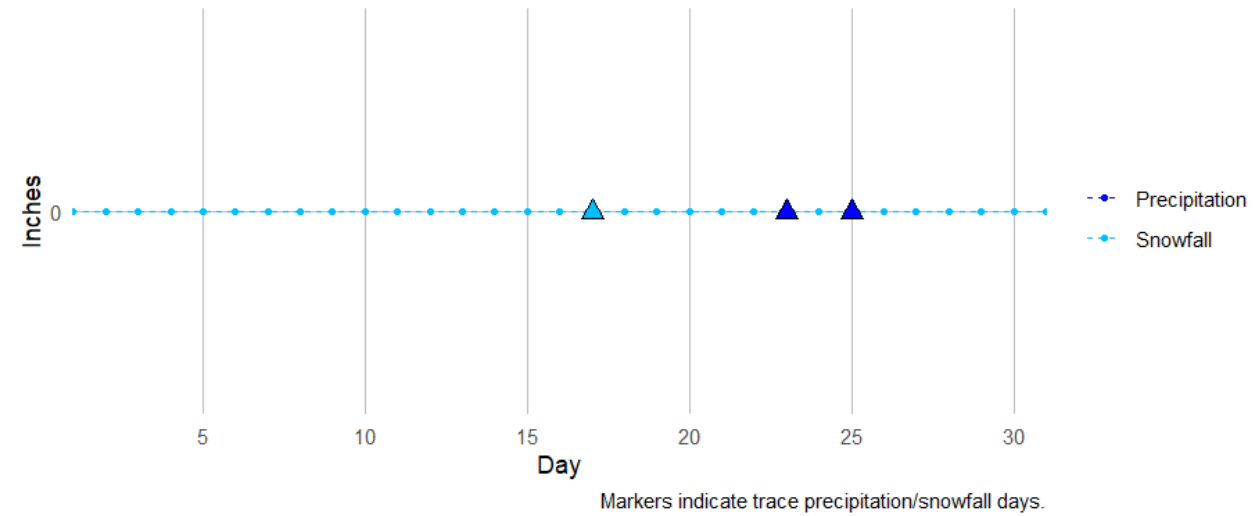
Highest Daily T_{max} : 66 °F on December 20th

Lowest Daily T_{min} : 15 °F on December 10th

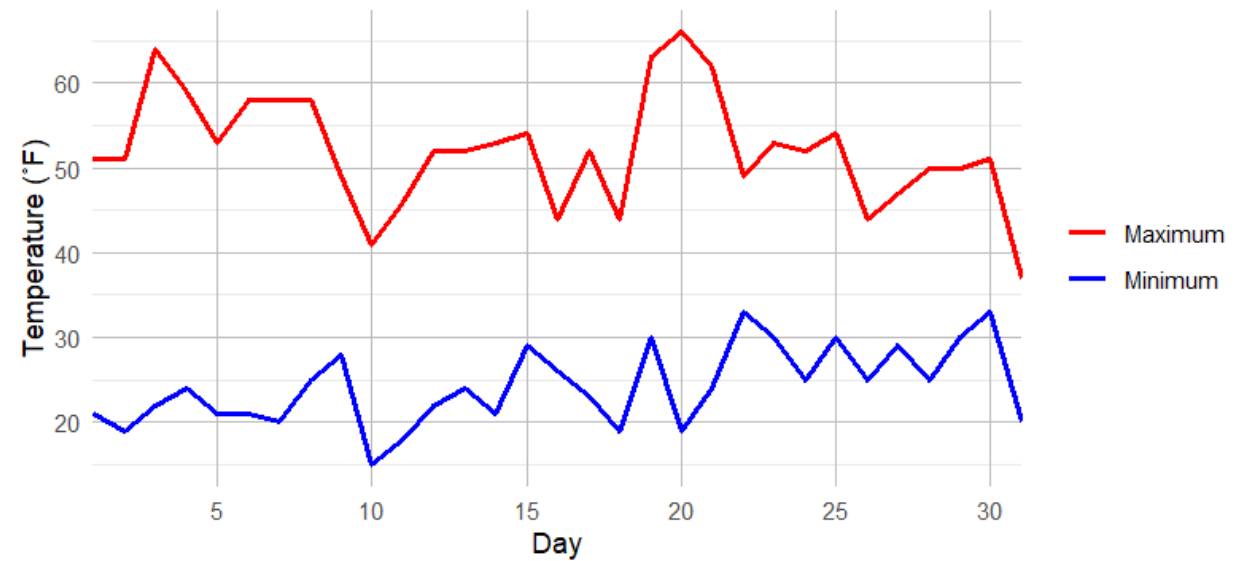
Highest Daily Precipitation: T on December 17th, 23rd, and 25th

Highest Daily Snowfall: T on December 17th

Fort Collins Weather Station December Precipitation and Snowfall Timeseries



Fort Collins Weather Station December Temperature Timeseries



Additional December 2024 Statistics

	Observed	1991-2020 Normal	POR Average	Depart from Normal	Depart from POR Average	Last Above	Last Below
T_{mean} °F	38.2	31.1	29.6	7.1	8.6	1980	2023
Mean(T_{max}) °F	52.2	44.0	43.2	8.2	9.0	1980	2023
Mean(T_{min}) °F	24.2	18.3	15.9	5.9	8.3	2023	2022
Precipitation “	T	0.47	0.47	-0.47	-0.47	2023	1959
Water Year Precip “	1.39	2.46	2.18	-1.07	-0.79	2023	2021
Snowfall “	T	7.5	6.8	-7.5	-6.8	2022	1959
Seasonal Snowfall “	1.7	19.2	16.1	-17.5	-14.4	2023	1934

	Value	Date
Max(T_{max}) °F	66	20 th
Min(T_{max}) °F	37	31 st
Max(T_{min}) °F	33	22 nd , 30 th
Min(T_{min}) °F	15	10 th
Max(Daily Precip)”	T	17 th , 23 rd , 25 th ,
Max(Daily Snowfall)“	T	17 th
Peak Wind Gust (mph)	39	19 th

Days Precip > 0	3
Days Snowfall > 0	1
Days Precip > Trace	0
Days Snowfall > Trace	0
Days Wind Gust > 20mph	9
Peak Wind Gust Direction	288
Peak Wind Gust Time (MST)	2:15



Records Broken

We set a new highest maximum daily temperature record on December 20th of 66 °F. The previous record was 65 °F from 1894.

We set a new highest minimum daily temperature record on December 25th of 30 °F. The previous record was 29 °F from 2021.

Photo Credit: Noah Newman



CONTACT US!

**SUMMARY AUTHOR/DATA QA/QC – KRISTIE DAVIS –
KRISTIE.DAVIS@COLOSTATE.EDU**

**WEATHER STATION MANAGER – NOAH NEWMAN –
NOAH.NEWMAN@COLOSTATE.EDU**

**STATE CLIMATOLOGIST – RUSS SCHUMACHER –
RUSS.SCHUMACHER@COLOSTATE.EDU**

**ASSISTANT STATE CLIMATOLOGIST – PETER GOBLE –
PETER.GOBLE@COLOSTATE.EDU**