

Wild Pig Damage & Conflicts



Bronson Strickland
Mississippi State University

Wild Pigs

- One of the most devastating invasive species
- Populations are increasing and expanding
- Poses a threat to humans on many levels



History of Wild Pig Problems



US Hog Damage in the 1600s

- Feral swine were property
- Damage reimbursement
- Native American conflict
- King Phillip's War in 1675







Wild Pigs: one of the greatest modifiers of natural plant communities

- Rooting ($\leq 1m$)
- Trampling
- Foraging
- Competition
- Disease



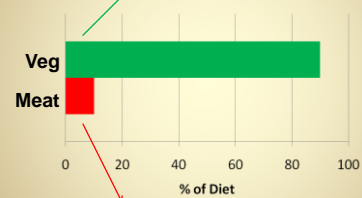
The Ideal Invasive Species

- Diet – Opportunistic Omnivore
- Fecundity – Domestication influence
- Habitat – Generalist
- Mortality – No predators



The Opportunistic Omnivore

Mast, roots, plant matter, ag crops



Reptiles, amphibians, small mammals, fawns


**Eat 3-5% of body weight,
daily**



Agricultural Damage

- Often the most publicized
- Direct, tangible monetary costs
- \$52 Million in Texas
- \$57 Million in Ag region of Georgia
- \$75 Million in Alabama
- Poland – 70% of wildlife damage to crops is wild boar
- Production decision now made based on wild pigs


Peanuts



Corn









Most all crops can be affected

The collage consists of four images: top-left shows several watermelons, some with damage; top-right shows a cornfield with a person in the distance; bottom-left shows a field of tilled soil; bottom-right shows a large pile of sweet potatoes.

Conflict with Livestock



Interactions with Livestock

- Food loss
- Disease risk
- Pasture damage (16% in Spain)



Contact with Livestock



Disease Impacts to Livestock

- Pseudorabies
- Swine Brucellosis
- Foreign animal diseases



news

Jul 24, 2014

African Swine Fever hits first pig farm in Poland

HEALTH / DISEASES

721 1

African Swine Fever (ASF) is no longer just present in wild boars in the European Union. The virus has also been confirmed on a swine farm in Poland.



On Wednesday, Polish chief veterinary officer Marek Pirsztuk **issued a statement** about the confirmation of ASF on a farm in the Bialystok district. The National Veterinary Institute and the Veterinary Institute of Pulawy had found indications for ASF on a farm holding five pigs in Podlaskie province, Bialystok district, in the municipality Gródek – an area roughly 5 km away from the border with Belarus. It is the

Forest Damage

- Forest Plantations (Pine spp)
 - Roots of seedlings consumed
 - 6/min – 1,000/day
- Deciduous Forests (Oak, Hickory, Beech)
 - Pig population dynamics linked to mast
 - Seeds and seedlings consumed



Longleaf Pine



Forest Damage

- Forest Regeneration Affected
 - Pigs influence species composition
 - Non-palatable exotic tree species invade
- Hawaiian Rain Forest
- Australia
- Malaysia



Chinese Tallow 2x more abundant
in unprotected plots

Human Safety Vehicle Collisions



- US - ~\$36 million Wild Pig Vehicle Collisions
- France – 20,800 car collisions in 2009



Human Safety Disease

- California Spinach - E. coli from wild pigs
- 3 died, 276 sick
- \$74 million in loss



Wildlife Damage



Some wildlife have learned to benefit...



Wildlife Impacts Food Competition

Season	2-yr Average Diet Overlap
Fall	46%
Winter	28%
Spring	26%
Summer	25%



G. Yarrow, 1987

Wildlife Impacts Direct Predation



Wildlife Impacts

- Sea turtles ($\leq 80\%$ nest destroyed in FL)
- Ground-nesting birds
- Alligator nests
- Small mammals
- Herpetofauna



Environmental Damage

- Soil
 - Erosion
 - Nutrient cycling
 - Leaching of minerals
- Marsh/Wetlands
 - \$1-4 million in damage valuation of sensitive marsh habitat



Environmental Damage

- Aquatic
 - Shellfish
 - Aquatic insects
 - Amphibians
 - Water quality
 - Increased bacteria & E. coli



Urban/Suburban Conflict

Example - Wild Boar in Berlin







Other Issues to Consider

- Time and money is finite.
- \$ and personnel diverted to pigs.



40% of US land drains in MS River




**Mississippi River Levee
Bolivar County, MS**





“Wild hogs... the greatest wildlife management challenge in the 21st century...”



Dr. Jack Mayer
Savannah River Ecology Laboratory

A slide with a tan background. It features a quote in bold black text. To the right of the quote is a small illustration of a wild hog. Below the illustration, the name "Dr. Jack Mayer" and the affiliation "Savannah River Ecology Laboratory" are written in a smaller font.

Acknowledgements



MISSISSIPPI STATE UNIVERSITY
EXTENSION SERVICE



Mississippi State University
College of Forest Resources
Forest and Wildlife Research Center



CENTER FOR RESOLVING
human-wildlife
CONFLICTS

A slide with a tan background. It features three logos stacked vertically. The top logo is for Mississippi State University Extension Service. The middle logo is for the College of Forest Resources at Mississippi State University. The bottom logo is for the Center for Resolving Human-Wildlife Conflicts.

