WIND-TUNNEL STUDY OF REPUBLIC PLAZA, DENVER

by

J. A. Peterka* and J. E. Cermak**

for

Skidmore, Owings & Merrill
1675 Broadway
Denver, Colorado 80202

Fluid Mechanics and Wind Engineering Program
Fluid Dynamics and Diffusion Laboratory
Department of Civil Engineering
Colorado State University
Fort Collins, Colorado 80523

CSU Project 2-27760

November 1981

Engineering Sciences

FEB 3 1982

Branch Library

*Associate Professor
**Professor-in-Charge, Fluid Mechanics and Wind Engineering Program

CER81-82JAP-JEC27

[redacted]

U18401 0076273

TABLE OF CONTENTS

Chapter		Page
	LIST OF FIGURES	ii
	LIST OF TABLES	iii
	LIST OF SYMBOLS	iv
1	INTRODUCTION	1
	1.1 General	1
	1.2 The Wind-Tunnel Test	2
2	EXPERIMENTAL CONFIGURATION	5
	2.1 Wind Tunnel	5
	2.2 Model	5
3	INSTRUMENTATION AND DATA ACQUISITION	8
	3.1 Flow Visualization	8
	3.2 Pressures	8
	3.3 Velocity	10
4	RESULTS	12
	4.1 Flow Visualization	12
	4.2 Velocity	12
	4.3 Pressures	15
	4.4 Forces and Moments	19
5	DISCUSSION	21
	5.1 Flow Visualization	21
	5.2 Pedestrian Winds	21
	5.3 Pressures	23
	REFERENCES	24
	FIGURES	25
	TABLES	60
	APPENDIX A	189

LIST OF FIGURES

Figure		Page
1	Fluid Dynamics and Diffusion Laboratory	26
2	Wind-Tunnel Configuration	27
3	Pressure Tap Locations	28
4	Building Location and Pedestrian Wind Velocity Measuring Positions	37
5	Completed Model in Wind Tunnel	38
6	Data Sampling Time Verification	39
7	Mean Velocity and Turbulence Profiles approaching the Model	40
8	Mean Velocities and Turbulence Intensities at Pedestrian Locations	41
9	Wind-Velocity Probabilities for Pedestrian Locations	50
10	Peak-Pressure Contours on the Building for Cladding Loads	54
11	Load, Shear, and Moment Diagrams for Selected Wind Directions	58

LIST OF TABLES

Table		Page
1	Motion Picture Scene Guide	61
2	Pedestrian Wind Velocities and Turbulence Intensities	62
3	Annual Percentage Frequencies of Wind Direction and Speed	68
4	Summary of Wind Effects on People	69
5	Calculation of Reference Pressure	70
6	Maximum Pressure Coefficients and Loads in PSF . . .	71
7	Loads, Shears, and Moments for each Wind Direction .	79

LIST OF SYMBOLS

Symbol	Definition
U	Local mean velocity
D	Characteristic dimension (building height, width, etc.)
ν, ρ	Kinematic viscosity and density of approach flow
$\frac{UD}{\nu}$	Reynolds number
E	Mean voltage
A, B, n	Constants
U_{rms}	Root-mean-square of fluctuating velocity
E_{rms}	Root-mean-square of fluctuating voltage
U_∞	Reference mean velocity outside the boundary layer
X, Y	Horizontal coordinates
Z	Height above surface
δ	Height of boundary layer
T_u	Turbulence intensity $\frac{U_{rms}}{U_\infty}$ or $\frac{U_{rms}}{U}$
$C_{p_{mean}}$	Mean pressure coefficient, $\frac{(p-p_\infty)_{mean}}{0.5\ \rho\ U_\infty^2}$
$C_{p_{rms}}$	Root-mean-square pressure coefficient, $\frac{\left((p-p_\infty)-(p-p_\infty)_{mean}\right)_{rms}}{0.5\ \rho\ U_\infty^2}$
$C_{p_{max}}$	Peak maximum pressure coefficient, $\frac{(p-p_\infty)_{max}}{0.5\ \rho\ U_\infty^2}$
$C_{p_{min}}$	Peak minimum pressure coefficient, $\frac{(p-p_\infty)_{min}}{0.5\ \rho\ U_\infty^2}$
$(\ )_{min}$	Minimum value during data record
$(\ )_{max}$	Maximum value during data record

Symbol	Definition
p	Fluctuating pressure at a pressure tap on the structure
p_∞	Static pressure in the wind tunnel above the model
F_x, F_y	Forces in X, Y direction
A_R	Reference Area
CF_X	Force coefficient, X direction, $\frac{F_x}{A_R \; 0.5\rho \; U_\infty^2}$
CF_Y	Force coefficient, Y direction, $\frac{F_y}{A_R \; 0.5\rho \; U_\infty^2}$

1. INTRODUCTION

1.1 General

A significant characteristic of modern building design is lighter cladding and more flexible frames. These features produce an increased vulnerability of glass and cladding to wind damage and result in larger deflections of the building frame. In addition, increased use of pedestrian plazas at the base of the buildings has brought about a need to consider the effects of wind and gustiness in the design of these areas.

The building geometry itself may increase or decrease wind loading on the structure. Wind forces may be modified by nearby structures which can produce beneficial shielding or adverse increases in loading. Overestimating loads results in uneconomical design; underestimating may result in cladding or window failures. Tall structures have historically produced unpleasant wind and turbulence conditions at their bases. The intensity and frequency of objectionable winds in pedestrian areas is influenced both by the structure shape and by the shape and position of adjacent structures.

Techniques have been developed for wind tunnel modeling of proposed structures which allow the prediction of wind pressures on cladding and windows, overall structural loading, and also wind velocities and gusts in pedestrian areas adjacent to the building. Information on sidewalk-level gustiness allows plaza areas to be protected by design changes before the structure is constructed. Accurate knowledge of the intensity and distribution of the pressures on the structure permits adequate but economical selection of cladding strength to meet selected maximum design winds and overall wind loads for the design of the frame for flexural control.

Modeling of the aerodynamic loading on a structure requires special consideration of flow conditions in order to guarantee similitude between model and prototype. A detailed discussion of the similarity requirements and their wind-tunnel implementation can be found in references (1), (2), and (3). In general, the requirements are that the model and prototype be geometrically similar, that the approach mean velocity at the building site have a vertical profile shape similar to the full-scale flow, that the turbulence characteristics of the flows be similar, and that the Reynolds number for the model and prototype be equal.

These criteria are satisfied by constructing a scale model of the structure and its surroundings and performing the wind tests in a wind tunnel specifically designed to model atmospheric boundary-layer flows. Reynolds number similarity requires that the quantity UD/ν be similar for model and prototype. Since ν, the kinematic viscosity of air, is identical for both, Reynolds numbers cannot be made precisely equal with reasonable wind velocities. To accomplish this the air velocity in the wind tunnel would have to be as large as the model scale factor times the prototype wind velocity, a velocity which would introduce unacceptable compressibility effects. However, for sufficiently high Reynolds numbers ($>2\times10^4$) the pressure coefficient at any location on the structure will be essentially constant for a large range of Reynolds numbers. Typical values encountered are 10^7-10^8 for the full-scale and 10^5-10^6 for the wind-tunnel model. In this range acceptable flow similarity is achieved without precise Reynolds number equality.

1.2 The Wind-Tunnel Test

The wind-engineering study is performed on a building or building group modeled at scales ranging from 1:150 to 1:400. The building model

is constructed of clear plastic fastened together with screws. The structure is modeled in detail to provide accurate flow patterns in the wind passing over the building surfaces. The building under test is often located in a surrounding where nearby buildings or terrain may provide beneficial shielding or adverse wind loading. To achieve similarity in wind effects the area surrounding the test building is also modeled. A flow visualization study is first made (smoke is used to make the air currents visible) to define overall flow patterns and identify regions where local flow features might cause difficulties in building curtain-wall design or produce pedestrian discomfort.

The test model, equipped with pressure taps (200 to 600 or more), is exposed to an appropriately modeled atmospheric wind in the wind tunnel and the fluctuating pressure at each tap measured electronically. The model, and the modeled area, are rotated 10 or 15 degrees and another set of data recorded for each pressure tap. Normally, 24 or 36 sets of data (360 degrees of turning) are taken; however, when flow visualization or recorded data indicate high pressure regions of small azimuthal extent, data is obtained in smaller azimuthal steps.

Data are recorded, analyzed and processed by an on-line computerized data-acquisition system. Pressure coefficients of several types are calculated by the computer for each reading on each piezometer tap and are printed in tabular form as computer readout. Using wind data applicable to the building site, representative wind velocities are selected for combination with measured pressures on the building model. Integration of test data with wind data results in prediction of peak local wind pressures for design of glass or cladding and may include overall forces and moments on the structure (by floor if desired) for design of

the structural frame. Pressure contours are drawn on the developed building surfaces showing the intensity and distribution of peak wind loads on the building. These results may be used to divide the building into zones where lighter or heavier cladding or glass may be desirable.

Based on the visualization (smoke) tests and on a knowledge of heavy pedestrian use areas, a dozen or more locations may be chosen at the base of the building where wind velocities can be measured to determine the relative comfort or discomfort of pedestrians in plaza areas, near building entrances, near building corners, or on sidewalks. Usually a reference pedestrian position is also tested to determine whether the wind environment in the building area is better or worse than the environment a block or so away in an undisturbed area.

The following pages discuss in greater detail the procedures followed and the equipment and data collecting and processing methods used. In addition, the data presentation format is explained and the implications of the data are discussed.

2. EXPERIMENTAL CONFIGURATION

2.1 Wind Tunnel

Wind-engineering studies are performed in the Fluid Dynamics and Diffusion Laboratory at Colorado State University (Figure 1). Three large wind tunnels are available for wind loading studies depending on the detailed requirements of the study. The wind tunnel used for this investigation is shown in Figure 2. All tunnels have a flexible roof adjustable in height to maintain a zero pressure gradient along the test section. The mean velocity can be adjusted continuously in each tunnel to the maximum velocity available.

2.2 Model

In order to obtain an accurate assessment of local pressures using piezometer taps, models are constructed to the largest scale that does not produce significant blockage in the wind-tunnel test section. The models are constructed of 1/2 in. thick Lucite plastic and fastened together with metal screws. Significant variations in the building surface, such as mullions, are machined into the plastic surface. Piezometer taps (1/16 in. diameter) are drilled normal to the exterior vertical surfaces in rows at several or more elevations between the bottom and top of the building. Similarly, taps are placed in the roof and on any sloping, protruding, or otherwise distinctive features of the building that might need investigation.

Pressure tap locations are chosen so that the entire surface of the building can be investigated for pressure loading and at the same time permit critical examination of areas where experience has shown that maximum wind effects may be expected to occur. Locations of the pressure taps for this study are shown in Figure 3. Dimensions are

given both for full-scale building (in ft) and for model (in in.). The pressure tap numbers are shown adjacent to the taps.

The pressure tests are sometimes made in two stages. In the first stage measurements are made on the initial distribution of pressure taps. If it becomes apparent from the data that the loading on the building is being influenced by some unsuspected geometry of the building or adjacent structures, additional pressure taps are installed in the critical areas. The locations of the taps are selected so that the maximum loading can be detected and the area over which this loading is acting can be defined. Any added taps are also shown in Figure 3.

A circular area 750 to 2000 ft in radius depending on model scale and characteristics of the surrounding buildings and terrain is modeled in detail. Structures within the modeled region are made from styrofoam and cut to the individual building geometries. They are mounted on the turntable in their proper locations. Significant terrain features are included as needed. The model is mounted on a turntable (Figure 2) near the downwind end of the test section. Any buildings or terrain features which do not fit on the turntable are placed on removable pieces which are placed upwind of the turntable for appropriate wind directions. A plan view of the building and its surroundings is shown in Figure 4. The turntable is calibrated to indicate azimuthal orientation to 0.1 degree.

The region upstream from the modeled area is covered with a randomized roughness constructed using various sized cubes placed on the floor of the wind tunnel. Different roughness sizes may be used for different wind directions. Spires are installed at the test-section entrance to provide a thicker boundary layer than would otherwise be

available. The thicker boundary layer permits a somewhat larger scale model than would otherwise be possible. The spires are approximately triangularly shaped pieces of 1/2 in. thick plywood 6 in. wide at the base and 1 in. wide at the top, extending from the floor to the top of the test section. They are placed so that the broad side intercepts the flow. A barrier approximately 8 in. high is placed on the test-section floor downstream of the spires to aid in development of the boundary-layer flow.

The distribution of the roughness cubes and the spires in the roughened area was designed to provide a boundary-layer thickness of approximately 4 ft, a velocity profile power-law exponent similar to that expected to occur in the region approaching the modeled area for each wind direction (a number of wind directions may have the same approach roughness). A photograph of the completed model in the wind tunnel is shown in Figure 5. The wind-tunnel ceiling is adjusted after placement of the model to obtain a zero pressure gradient along the test section.

3. INSTRUMENTATION AND DATA ACQUISITION

3.1 Flow Visualization

Making the air flow visible in the vicinity of the model is helpful (a) in understanding and interpreting mean and fluctuating pressures, (b) in defining zones of separated flow and reattachment and zones of vortex formation where pressure coefficients may be expected to be high and (c) in indicating areas where pedestrian discomfort may be a problem. Titanium tetrachloride smoke is released from sources on and near the model to make the flow lines visible to the eye and to make it possible to obtain motion picture records of the tests. Conclusions obtained from these smoke studies are discussed in Sections 4.1 and 5.1.

3.2 Pressures

Mean and fluctuating pressures are measured at each of the pressure taps on the model structure. Data are obtained for 24 or 36 wind directions, rotating the entire model assembly in a complete circle. Seventy-six pieces of 1/16 in. I.D. plastic tubing are used to connect 76 pressure ports at a time to an 80 tap pressure switch mounted inside the model. The switch was designed and fabricated in the Fluid Dynamics and Diffusion Laboratory to minimize the attenuation of pressure fluctuations across the switch. Each of the 76 measurement ports is directed in turn by the switch to one of four pressure transducers mounted close to the switch. The four pressure input taps not used for transmitting building surface pressures are connected to a common tube leading outside the wind tunnel. This arrangement provides both a means of performing in-place calibration of the transducers and, by connecting this tube to a pitot tube mounted inside the wind tunnel, a means of automatically monitoring the tunnel speed. The switch is operated by means of a shaft projecting through

the floor of the wind tunnel. A computer-controlled stepping motor steps the switch into each of the 20 required positions. The computer keeps track of switch position but a digital readout of position is provided at the wind tunnel.

The pressure transducers used are setra differential transducers (Model 237) with a 0.10 psid range. Reference pressures are obtained by connecting the reference sides of the four transducers, using plastic tubing, to the static side of a pitot-static tube mounted in the wind tunnel free stream above the model building. In this way the transducer measures the instantaneous difference between the local pressures on the surface of the building and the static pressure in the free stream above the model.

Output from the pressure transducers is fed to an on-line data acquisition system consisting of a Hewlett-Packard 21 MX computer, disk unit, card reader, printer, Digi-Data digital tape drive and a Preston Scientific analog-to-digital converter. The data are processed immediately into pressure coefficient form as described in Section 4.3 and stored for printout or further analysis.

All four transducers are recorded simultaneously for 16 seconds at a 250 sample per second rate. The results of an experiment to determine the length of record required to obtain stable mean and rms (root-mean-square) pressures and to determine the overall accuracy of the pressure data acquisition system is shown in Figure 6. A typical pressure port record was integrated for a number of different time periods to obtain the data shown. Examination of a large number of pressure taps showed that the overall accuracy for a 16 second period is, in pressure coefficient form, 0.03 for mean pressures, 0.1 for peak pressures, and 0.01 for rms pressures. Pressure coefficients are defined in Section 4.3.

3.3 Velocity

Mean velocity and turbulence intensity profiles are measured upstream of the model to determine that an approach boundary-layer flow appropriate to the site has been established. Tests are made at one wind velocity in the tunnel. This velocity is well above that required to produce Reynolds number similarity between the model and the prototype as discussed in Section 1.1.

In addition, mean velocity and turbulence intensity measurements are made 5 to 7 ft (prototype) above the surface at a dozen or more locations on and near the building for 16 wind directions. The measurement locations are shown on Figure 4. The surface measurements are indicative of the wind environment to which a pedestrian at the measurement location would be subjected. The locations are chosen to determine the degree of pedestrian comfort or discomfort at the building corners where relatively severe conditions frequently are found, near building entrances and on adjacent sidewalks where pedestrian traffic is heavy, and in open plaza areas. In most studies a reference pedestrian position, located about a block away, is also tested. These data are helpful in evaluating the degree of pedestrian comfort or discomfort in the proposed plaza area in terms of the undisturbed environment in the immediate vicinity.

Measurements are made with a single hot-wire anemometer mounted with its axis vertical. The instrumentation used is a Thermo Systems constant temperature anemometer (Model 1050) with a 0.001 in. diameter platinum film sensing element 0.020 in. long. Output is directed to the on-line data acquisition system for analysis.

Calibration of the hot-wire anemometer is performed by comparing output with the pitot-static tube in the wind tunnel. The calibration

data are fit to a variable exponent King's Law relationship of the form

$$E^2 = A + BU^n$$

where E is the hot-wire output voltage, U the velocity and A, B, and n are coefficients selected to fit the data. The above relationship was used to determine the mean velocity at measurement points using the measured mean voltage. The fluctuating velocity in the form U_{rms} (root-mean-square velocity) was obtained from

$$U_{rms} = \frac{2\ E\ E_{rms}}{B\ n\ U^{n-1}}$$

where E_{rms} is the root-mean-square voltage output from the anemometer. For interpretation all turbulence measurements for pedestrian winds were divided by the mean velocity outside the boundary-layer U_∞. Turbulence intensity in velocity profile measurements used the local mean velocity.

4. RESULTS

4.1 Flow Visualization

A film is included as part of this report showing the characteristics of flow about the structure using smoke to make the flow visible. A listing of the contents of the film is shown in Table 1. Several features can be noted from the visualization. As with all large structures, wind approaching the building is deflected down to the plaza level, up over the structure and around the sides. A description of the smoke test results emphasizing flow patterns of concern relative to possible high-wind load areas and pedestrian comfort is given in Section 5.1.

4.2 Velocity

Velocity and turbulence profiles are shown in Figure 7. Profiles were taken upstream from the model which are characteristic of the boundary layer approaching the model and sometimes at the building site with building removed. The boundary-layer thickness, δ, is shown in Figure 7. The corresponding prototype value of δ for this study is also shown in the figure. This value was established as a reasonable height for this study. The mean velocity profile approaching the modeled area has the form

$$\frac{U}{U_\infty} = \left(\frac{z}{\delta}\right)^n .$$

The exponent n for the approach flow established for this study is shown in Figure 7.

Profiles of longitudinal turbulence intensity in the flow approaching the modeled area are shown in Figure 7. The turbulence intensities are appropriate for the approach mean velocity profile selected. For the velocity profiles, turbulence intensity is defined

as the root-mean-square about the mean of the longitudinal velocity fluctuations divided by the local mean velocity U,

$$Tu = \frac{U_{rms}}{U} .$$

Velocity data obtained at each of the pedestrian measurement locations shown in Figure 4 are listed in Table 2 as mean velocity U/U_∞, turbulence intensity U_{rms}/U_∞, and largest effective gust

$$U_{pk} = \frac{U + 3U_{rms}}{U_\infty} .$$

These data are plotted in polar form in Figure 8. Measurements were taken 5 to 7 ft above the ground surface. A site map is superimposed on the polar plots to aid in visualization of the effects of the nearby structures on the velocity and turbulence magnitudes. An analysis of these wind data is given in Section 5.2.

To enable a quantitative assessment of the wind environment, the wind-tunnel data were combined with wind frequency and direction information obtained at the local airport. Table 3 shows wind frequency by direction and magnitude obtained from summaries published by the National Weather Service. These data, usually obtained at an elevation of about 30-40 ft, were converted to velocities at the reference velocity height for the wind-tunnel measurements and combined with the wind-tunnel data to obtain cumulative probability distributions (percent time a given velocity is exceeded) for wind velocity at each measuring location. The percentage times were summed by wind direction to obtain a percent time exceeded at each measuring position independent of wind direction (but accounting for the fact that the wind blows from different directions with varying frequency). These results are plotted in Figure 9.

Interpretation of Figure 9 is aided by a description of the effects of wind of various magnitudes on people. The earliest quantitative description of wind effects was established by Sir Francis Beaufort in 1806 for use at sea and is still in use today. Several recent investigators have added to the knowledge of wind effects on pedestrians. These investigations along with suggested criteria for acceptance have been summarized by Penwarden and Wise (4) and Melbourne (5). The Beaufort scale (from ref. 4), based on mean velocity only, is reproduced as Table 4 including qualitative descriptions of wind effects. Table 4 suggests that mean wind speeds below 12 mph are of minor concern and that mean speeds above 24 mph are definitely inconvenient. Quantitative criteria for acceptance from reference 5 are superimposed as dashed lines on Figure 9. The peak gust curves shown in Figure 9 are the percent of time during which a short gust of the stated magnitude could occur (say about one of these gusts per hour). Implications of the data plotted in Figure 9 are presented in Section 5.2

Because some pedestrian wind measuring positions are purposely chosen at sites where the smoke tests showed large velocities of small spacial extent, the general wind environment about the structure may be less severe than one might infer from a strict analysis of Table 2 and Figure 9.

4.3 Pressures

For each of the pressure taps examined at each wind direction, the data record is analyzed to obtain four separate pressure coefficients. The first is the mean pressure coefficient

$$C_{p_{mean}} = \frac{(p-p_\infty)_{mean}}{0.5\ \rho\ U_\infty^{\ 2}}$$

where the symbols are as defined in the List of Symbols. It represents the mean of the instantaneous pressure difference between the building pressure tap and the static pressure in the wind tunnel above the building model, nondimensionalized by the dynamic pressure

$$0.5\ \rho\ U_\infty^{\ 2}$$

at the reference velocity position. This relationship produces a dimensionless coefficient which indicates that the mean pressure difference between building and ambient wind at a given point on the structure is some fraction less or some fraction greater than the undisturbed wind dynamic pressure near the upper edge of the boundary layer. Using the measured coefficient, prototype mean pressure values for any wind velocity may be calculated.

The magnitude of the fluctuating pressure is obtained by the rms pressure coefficient

$$C_{p_{rms}} = \frac{\left((p-p_\infty) - (p-p_\infty)_{mean}\right)_{rms}}{0.5\ \rho\ U_\infty^{\ 2}}$$

in which the numerator is the root-mean-square of the instantaneous pressure difference about the mean .

If the pressure fluctuations followed a Gaussian probability distribution, no additional data would be required to predict the

frequency with which any given pressure level would be observed. However, the pressure fluctuations do not, in general, follow a Gaussian probability distribution so that additional information is required to show the extreme values of pressure expected. The peak maximum and peak minimum pressure coefficients are used to determine these values:

$$C_{p_{max}} = \frac{(p-p_\infty)_{max}}{0.5\ \rho\ U_\infty^{\ 2}}$$

$$C_{p_{min}} = \frac{(p-p_\infty)_{min}}{0.5\ \rho\ U_\infty^{\ 2}}$$

The values of $p-p_\infty$ which were digitized at 250 samples per second for 16 seconds, representing about one hour of time in the full-scale, are examined individually by the computer to obtain the most positive and most negative values during the 16-second period. These are converted to $C_{p_{max}}$ and $C_{p_{min}}$ by nondimensionalizing with the free stream dynamic pressure.

The four pressure coefficients are calculated by the on-line data acquisition system computer and tabulated along with the approach wind azimuth in degrees from true north. The list of coefficients is included as Appendix A. The pressure tap code numbers used in the appendix are explained in Figure 3.

To determine the largest peak loads acting at any point on the structure for cladding design purposes, the pressure coefficients for all wind directions were searched to obtain, at each pressure tap, the largest absolute value of peak pressure coefficient. Table 6 provides these pressure coefficients and associated wind directions. Included in Section 5.3 is an analysis of the coefficients of Table 6 including the maximum values obtained and where they occurred on the building.

The pressure coefficients of Table 6 can be converted to full-scale loads by multiplication by a suitable reference pressure selected for the field site. This reference pressure is represented in the equations for pressure coefficients by the $0.5\ \rho\ U_\infty^2$ denominator. This value is the dynamic pressure associated with an hourly mean wind at the reference velocity measurement position at the edge of the boundary layer. In general, the method of arriving at a design reference pressure for a particular site involves selection of a design wind velocity, translation of the velocity to an hourly mean wind at the reference velocity location and conversion to a reference pressure. Selection of the design velocity can be made from statistical analysis of extreme wind data or selected from wind maps contained in the proposed wind loading code ANSI A58.1 of the American National Standards Institute (6). The calculation of reference pressure for this study is shown in Table 5. The factor used in Table 5 to reduce gust winds to hourly mean winds is given in reference (7).

The reference pressure associated with the design hourly mean velocity at the reference velocity location can be used directly with the peak-pressure coefficients to obtain peak local design wind loads for cladding design. Local, instantaneous peak loads on the full-scale building suitable for cladding design were computed by multiplying the reference pressure of Table 5 by the peak coefficients of Table 6 and are listed as peak pressures in that table. The maximum psf load given at each tap location is the absolute value of the maximum value found in the tests, irrespective of its algebraic sign. For ease in visualizing the loads on the structure, contours of equal peak pressures for cladding load shown in Table 6 have been plotted on developed elevation

views of the structure, Figure 10. For control of water infiltration from outside to inside, the largest positive (inward-acting) pressure at each tap location is tabulated in Table 6.

For glass design pressures, a glass load factor is used to account for the different duration between measured peak pressures and the one minute loading commonly used in glass design charts. The design pressure used for glass is normally less than the peak pressures used for cladding design because of the static fatigue property of glass which can withstand higher pressures for short duration loads than for long duration loads. Recent research (8) indicates that the period of application of the peak pressures reported herein is about 5-10 seconds or less. If a glass design is based on these peak-pressure values, then a glass strength associated with this duration load should be used. Because glass design charts are normally based on some alternate load duration--usually one minute--then some reduction in peak loads should be made. An estimate of a load reduction factor can be obtained from an empirical relation of glass strength as a function of load duration. Current glass selection charts showing glass strength as a function of load duration (9) and older references (10) indicate the following load reduction factors:

	ref 9	ref 10
annealed float	0.80	0.81
heat strengthened	0.94	
tempered	0.97	0.98

Loadings appropriate for glass design can be computed by multiplying the peak-pressure loads of Table 6 by these load factors.

4.4 Forces and Moments

Force coefficients in the horizontal X and Y directions and moment coefficients about the X, Y, and Z axes with the origin at ground level at the base of the building with Z axis vertical may be computed for all wind directions tested by integration of mean pressures on the building. Overall forces and moments acting on the full-scale building due to wind loading which are useful in designing the structural framing of the proposed building may be obtained from use of these coefficients.

Force coefficients were computed for each floor for each wind direction using the equations shown below.

$$CF_X = \frac{F_X}{A_R \; 0.5 \; \rho \; U_\infty^{\;2}} \qquad CF_Y = \frac{F_Y}{A_R \; 0.5 \; \rho \; U_\infty^{\;2}}$$

Terms and symbols used in the equations are defined in the List of Symbols and the axes are defined for the building in Figure 3. Force coefficients CF_X and CF_Y were computed for the horizontal forces acting along the X and Y axes using the mean pressure coefficient at each pressure tap. A_R represents a constant reference area for nondimensionalization of the forces and moments.

The total forces acting on the full-scale building for each floor and wind direction were computed by multiplying the above coefficients by the appropriate full-scale reference area, by the reference pressure of Table 5, and by a gust load factor selected for an appropriate wind gust duration. The gust load factor, shown in Table 5, was selected to increase the loads from an hourly mean load to that of a gust whose duration would be sufficient for its effect to be fully felt by the structure. A table of gust load factors for various gust durations is

incorporated in Table 5 so that force and moment data of Table 7 may be adjusted to a different load duration if desired.

The forces obtained at each floor were used to obtain load, shear, and moment diagrams for the building for each wind direction. The shear diagram, in kips, was obtained by algebraic sum of all forces in each coordinate direction acting above the floor of interest. The load diagram, in psf, was obtained by dividing the shear values by their contributing areas (listed in Table 7). The moment diagram, in 1000 ft-kips, was obtained by integration of the shear values so that the moment due to forces acting above the floor level of interest was calculated. The sign of the moment was established by the right-hand rule about an X', Y' axis through the floor of interest. Moments about the Z axis were calculated by considering the displacement of forces in the X and Y directions from the Z axis shown in Figure 3. Load, shear, and moment diagrams are shown in Figure 11 for several wind directions.

5. DISCUSSION

5.1 Flow Visualization

Flow patterns identified with smoke showed that the largest pressures on the Republic Plaza building would be near corners of the building, particularly near the top of the building. This feature is characteristic of rectangular buildings. The structure is significantly taller than surrounding buildings and thus causes winds from elevations near the building top to be brought to ground level. Smoke flow showed relatively high winds in pedestrian areas at the base of the structure near the corners where winds are brought to the surface by the building. Some increase in pressures on the corners near the base may result from this downward motion of the wind currents.

5.2 Pedestrian Winds

Figure 4 shows the 18 locations selected for investigation of pedestrian wind comfort. Location 1 was selected as a reference location which should be reasonably undisturbed by presence of the Republic Plaza building. Table 2 and Figure 8 show that the largest values of mean velocity were measured at locations 3 and 18 for northeasterly and southeasterly winds (location 3) with values ranging from 78 to 88 percent of U_∞, the mean velocity at the boundary-layer height. For comparison, the largest value of mean velocity at reference location 1 was 65 percent of U_∞ while an open-country environment might have about 45 percent of U_∞.

The largest values of fluctuating velocity, U_{rms}, were measured at locations 3, 6 and 14 with values ranging from 21 to 23 percent of U_∞. The largest value at reference location 1 was 16 percent of U_∞ while 10 to 12 percent might be expected in an open-country environment. The

largest value of peak gust, represented by the mean plus three rms as discussed in Section 4.2, were measured at locations 3, 6, 14, 17 and 18 with values ranging from 120 to 149 percent of U_∞. Location 3 experienced peak winds in this range for 4 of the 16 wind directions. For comparison, the largest peak gust at reference location 1 was 94 percent of U_∞. An open-country environment might expect 80 to 85 percent of U_∞.

Velocity data of Figure 2 integrated with local wind data listed in Table 3 are shown in Figure 9. Based on the data in this figure, the windiest locations will be 3, 18 and 17 which are predicted to be unacceptably windy for 10, 3 and 1 percent of the time respectively. These locations are relatively small in extent. Locations 4 and 14 are predicted to be uncomfortable for walking about 10 percent of the time. Locations 8, 10, 11 and 16 should have low wind speeds which are acceptable for long-duration activities most of the time.

The results of the pedestrian wind analysis shows that the Republic Plaza building acts to bring higher velocity winds down to the street level as is typical of tall buildings which do not have pedestal structures. The highest wind areas are small in area and exist for reasonably small percentages of time. The general wind environment is smaller to other pedestrian areas in the downtown high-rise area.

The below-grade stair and mall on the plaza was not added to the plans until after wind-tunnel tests were completed. However, no significant change in measured velocity data is anticipated due to the modified plaza.

5.3 Pressures

Table 6 shows the largest peak pressure coefficients and corresponding loads measured on the building for each pressure tap location. Data identified as Configuration A in Table 6 and Appendix A represent data obtained at all tap locations for 36 wind directions. Configurations B and C represent data obtained at selected taps at 2-degree azimuthal increments near azimuths where large pressure peaks were observed in Configuration A to ensure that the largest peaks were obtained. The largest peak pressure coefficients measured on the building were measured at taps 207 and 401 both with a value of -3.9. These values are on upper corners of the building in locations where large negative pressures (outward acting) are common. This largest peak coefficient represents, using the 100-year recurrence wind reference pressure of Table 5, peak cladding pressures of 85 psf. Figure 10 shows that peak negative pressures over most of the building are in the 30 to 50 psf range. Peak positive pressures, listed in Table 6, are all less than about 28 psf.

Figure 11 shows load, shear and moment diagrams plotted from Table 7 for the largest loads in the X and Y directions. At the wind direction where the largest X shear was recorded (200 degrees), the Y shear remained larger in magnitude.

Minor changes in the shape of one of the low adjacent buildings were made after completion of the wind-tunnel data acquisition. These changes were sufficiently minor that no retesting of the model was considered necessary.

REFERENCES

1. Cermak, J. E., "Laboratory Simulation of the Atmospheric Boundary Layer," AIAA Jl., Vol. 9, September 1971.

2. Cermak, J. E., "Applications of Fluid Mechanics to Wind Engineering," A Freeman Scholar Lecture, ASME Jl. of Fluids Engineering, Vol. 97, No. 1, March 1975.

3. Cermak, J. E., "Aerodynamics of Buildings," Annual Review of Fluid Mechanics, Vol. 8, 1976, pp. 75-106.

4. Penwarden, A. D., and Wise, A. F. E., "Wind Environment Around Buildings," Building Research Establishment Report, HMSO, 1975.

5. Melbourne, W. H., "Criteria for Environmental Wind Conditions," Jl. Industrial Aerodynamics, vol. 3, pp. 241-247, 1978.

6. American National Standards Institute, "American National Standard Building Code Requirements for Minimum Design Loads in Buildings and Other Structures," ANSI Standard A58.1, 1972.

7. Hollister, S. C., "The Engineering Interpretation of Weather Bureau Records for Wind Loading on Structures," Building Science Series 30--Wind Loads on Buildings and Structures, National Bureau of Standards, pp. 151-164, 1970.

8. Peterka, J. A., and Cermak, J. E., "Peak-Pressure Duration in Separated Regions on a Structure," U.S.-Japan Research Seminar on Wind Effects on Structures, Kyoto, Japan, 9-13 September 1974; Report CEP74-75JAP-JEC8, Fluid Mechanics Program, Colroado State University, September 1974.

9. PPG Glass Thickness Recommendations to Meet Architects' Specified 1-Minute Wind Load, Pittsburgh Plate Glass Industries, April 1979.

10. Shand, E. B., "Glass Engineering Handbook," Second Edition, McGraw-Hill, New York, p. 51, 1958.

FIGURES

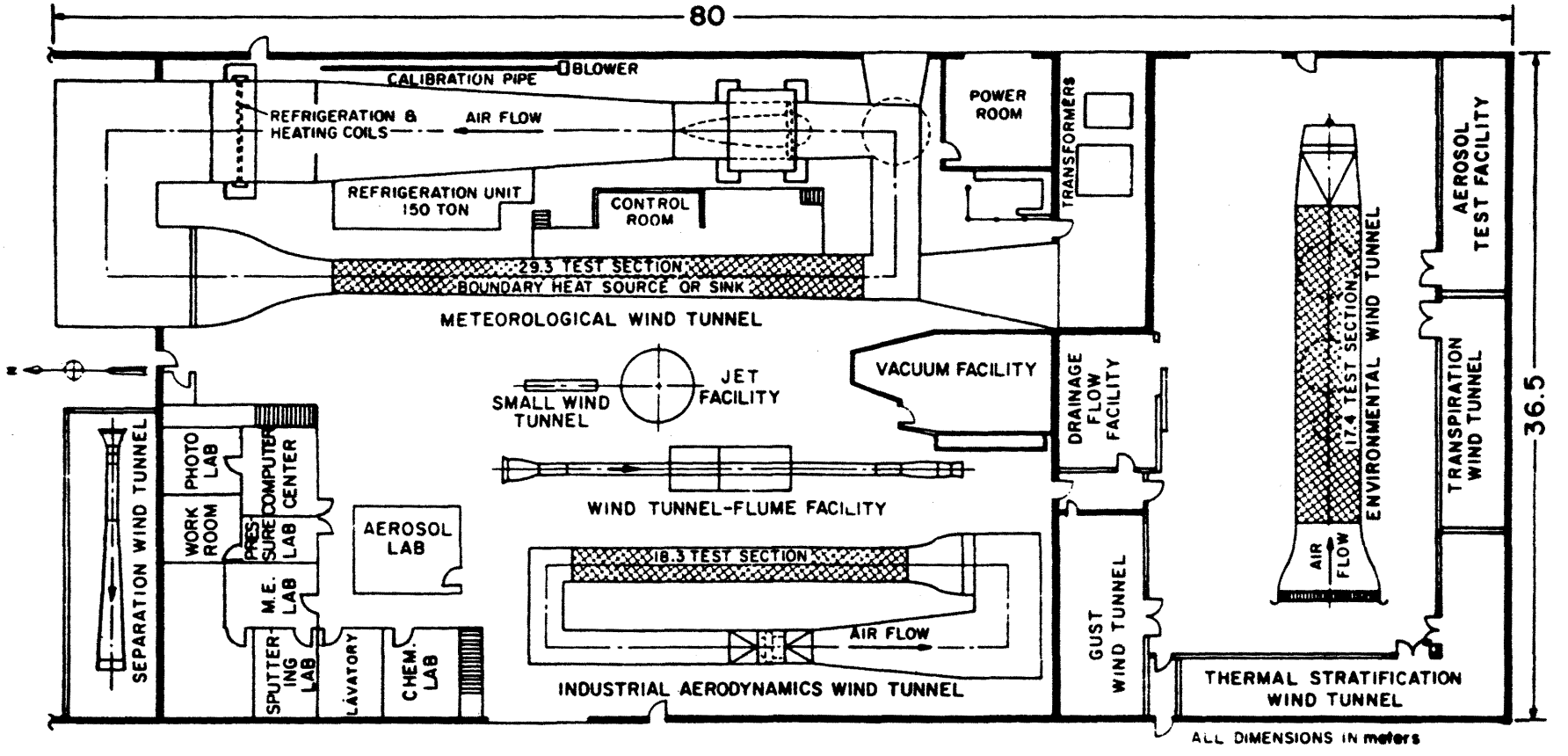

Figure 1. **FLUID DYNAMICS AND DIFFUSION LABORATORY COLORADO STATE UNIVERSITY**

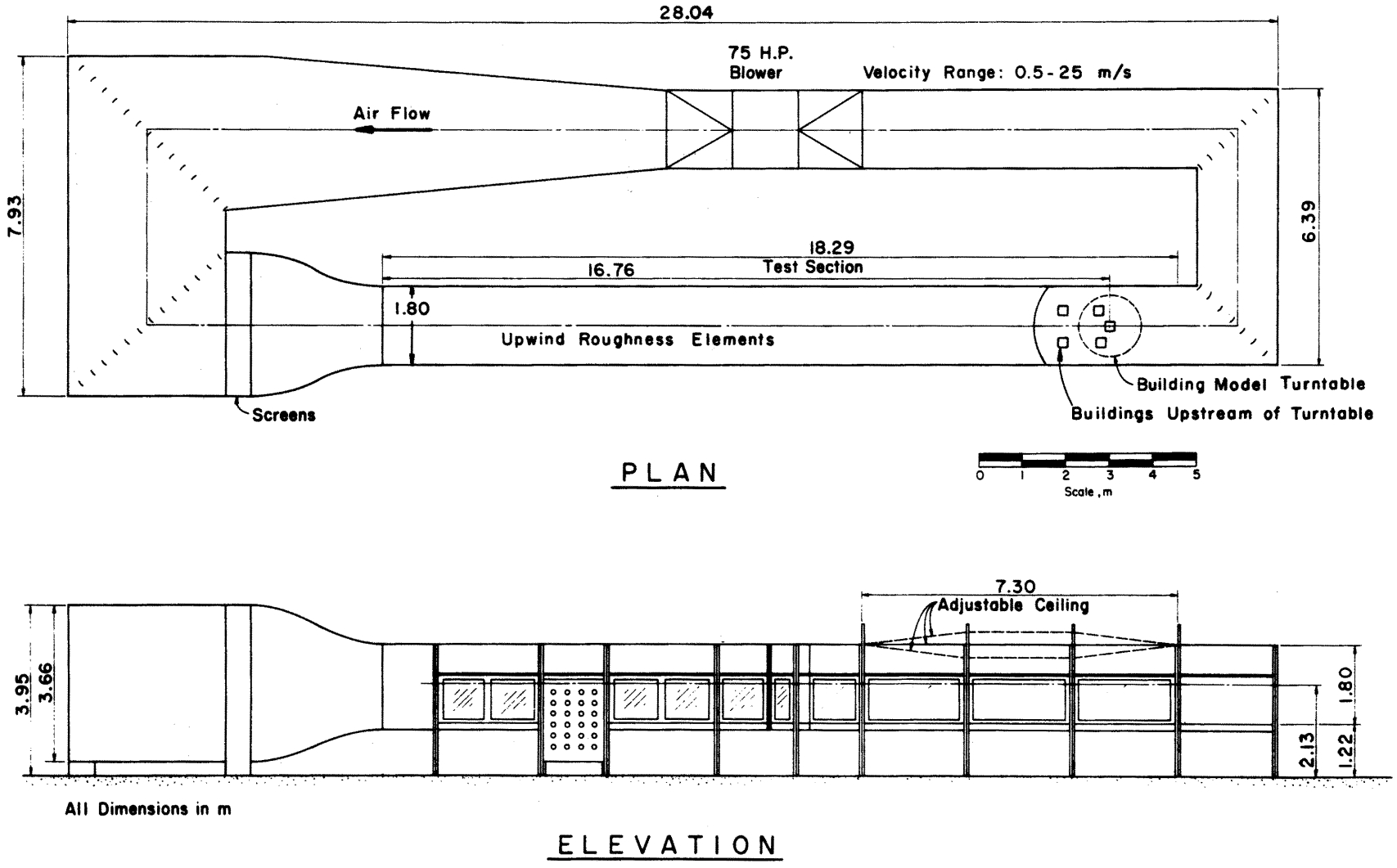

INDUSTRIAL AERODYNAMICS WIND TUNNEL

Figure 2 - Wind-Tunnel Configuration

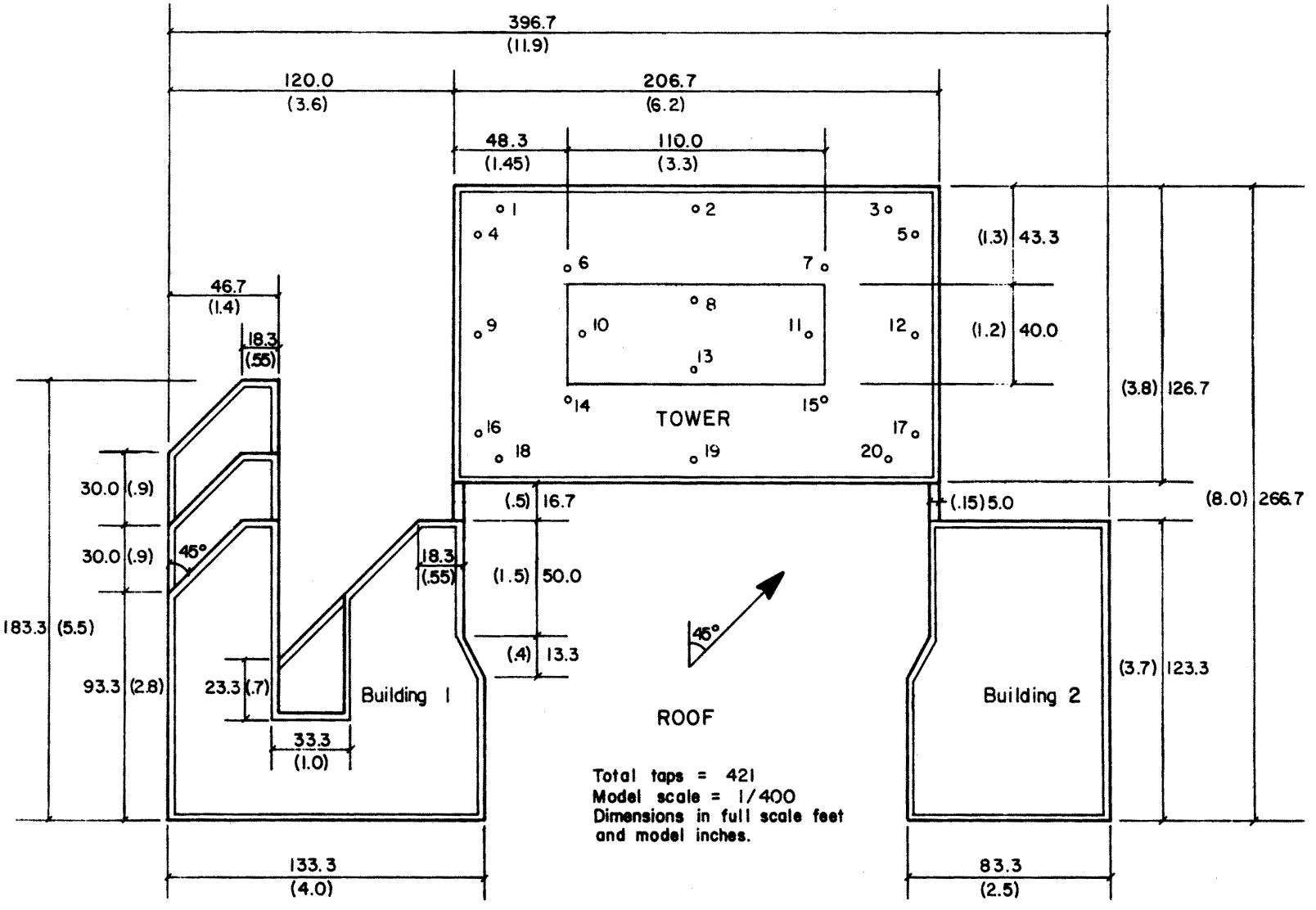

Figure 3a. Pressure Tap Locations

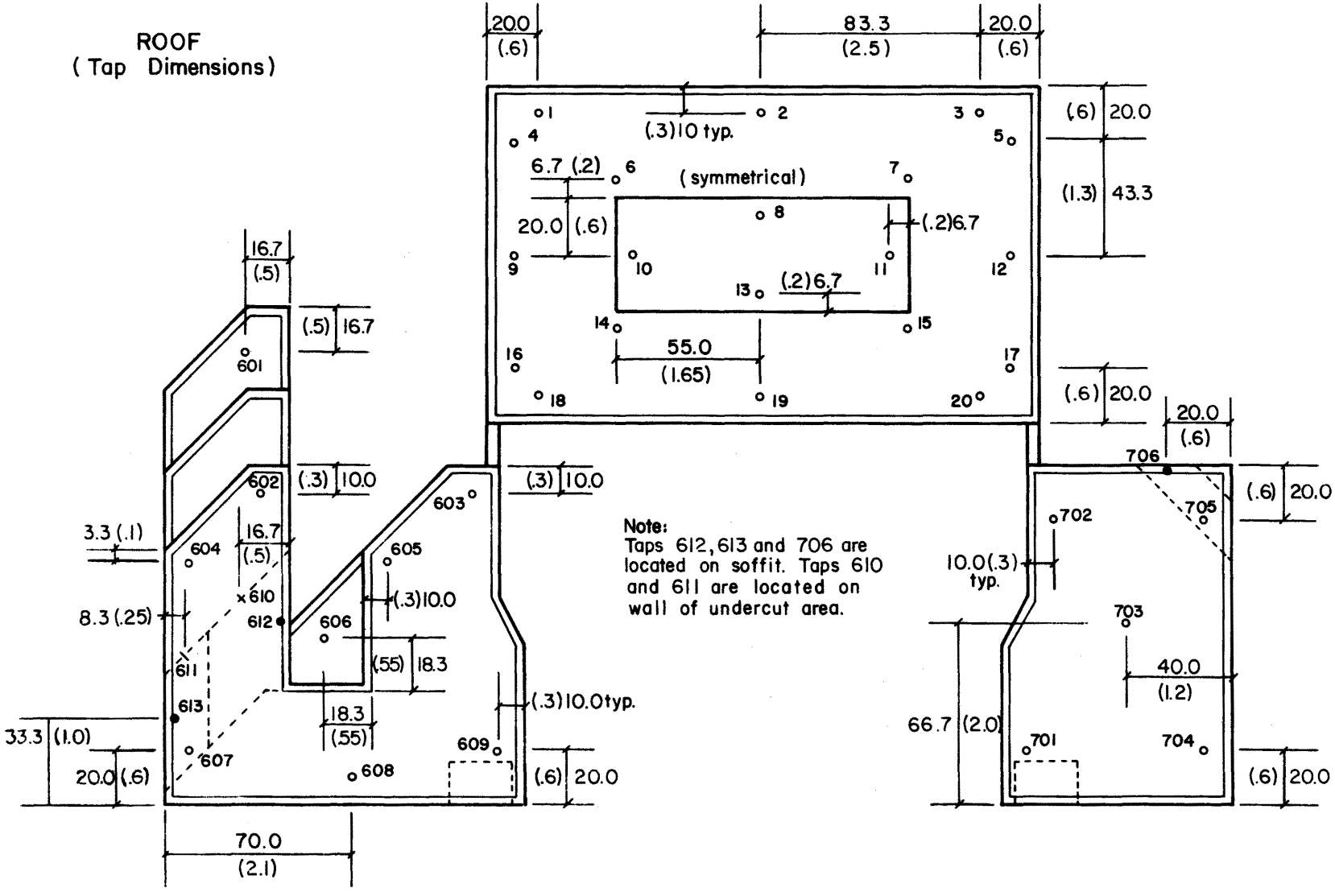

Figure 3b. Pressure Tap Locations

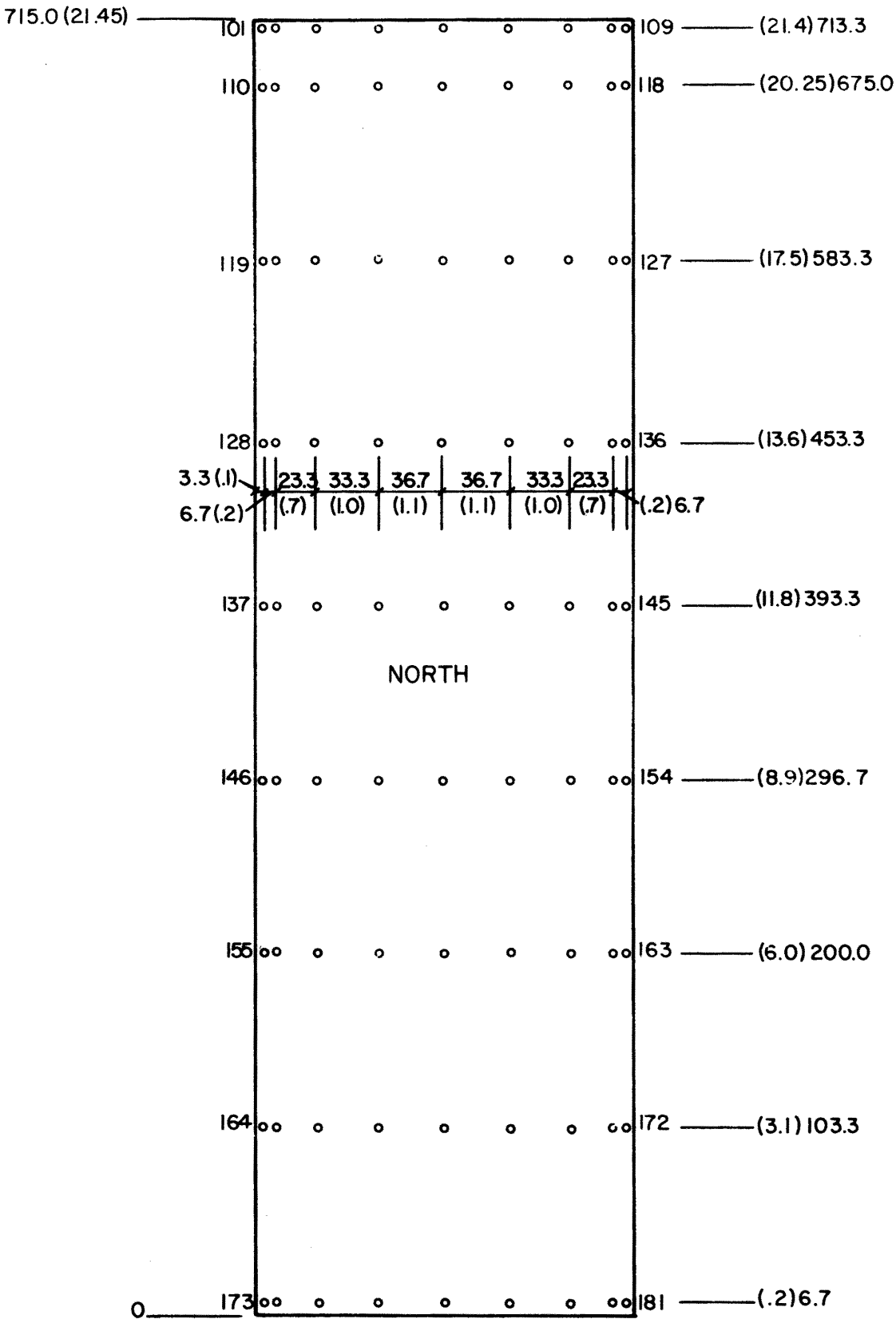

Figure 3c. Pressure Tap Locations

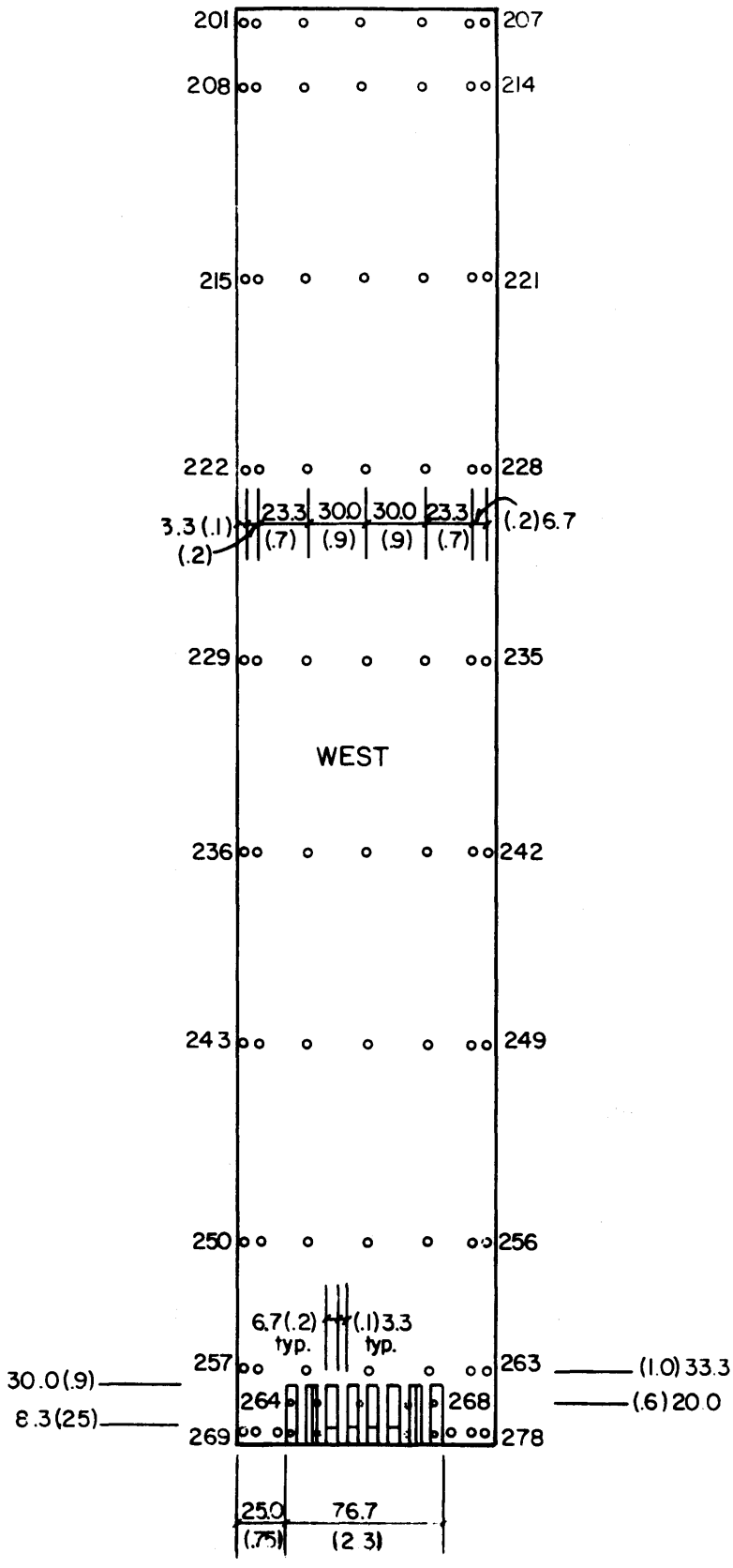

Figure 3d. Pressure Tap Locations

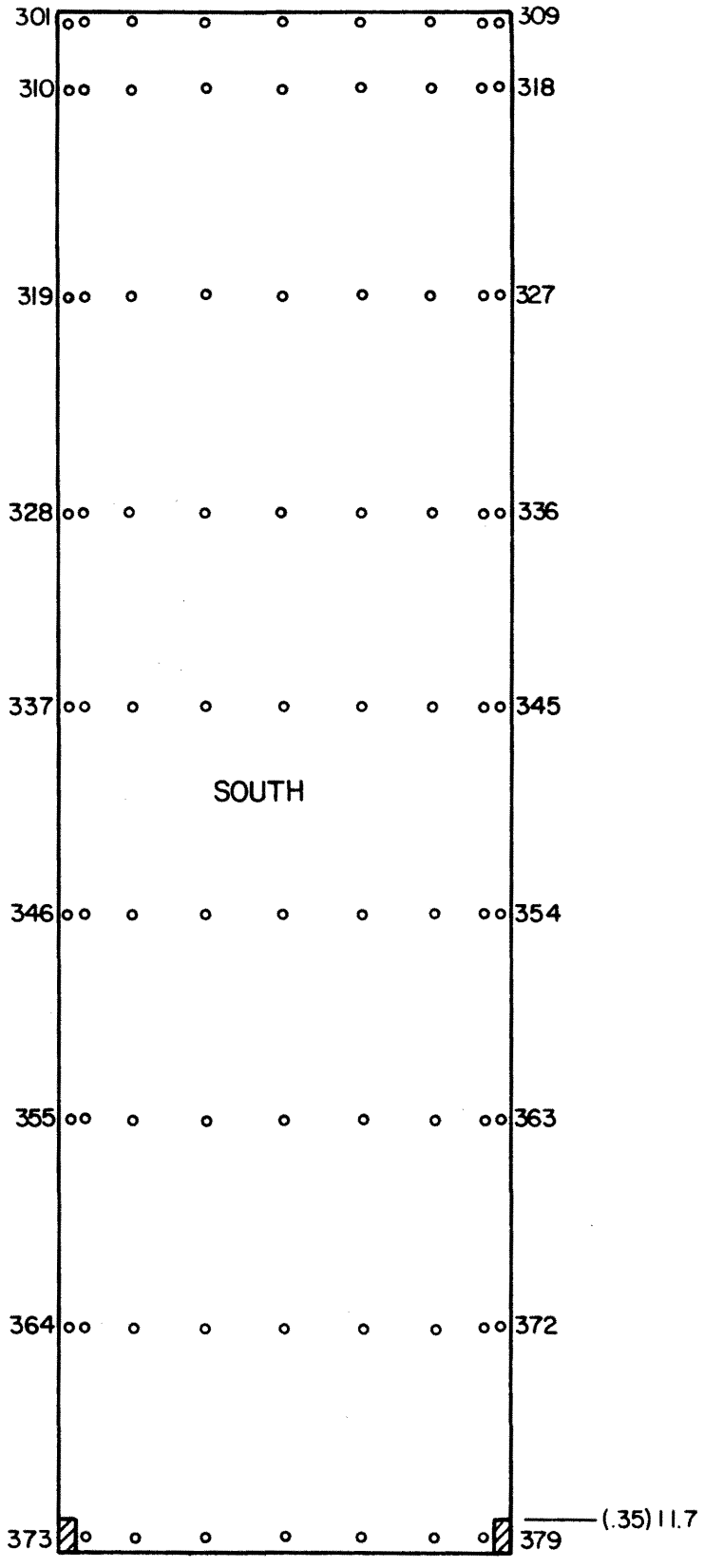

Figure 3e. Pressure Tap Locations

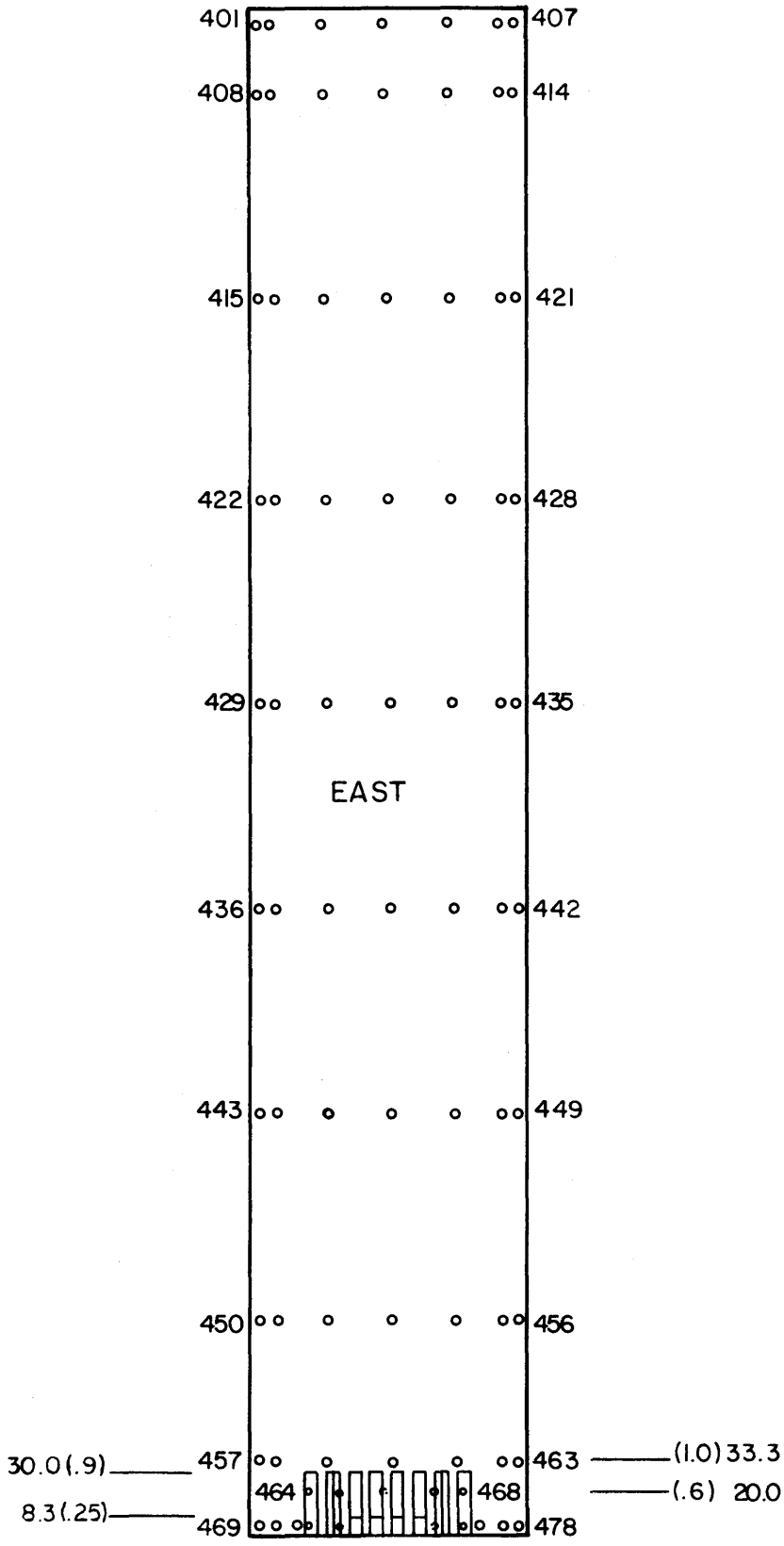

Figure 3f. Pressure Tap Locations

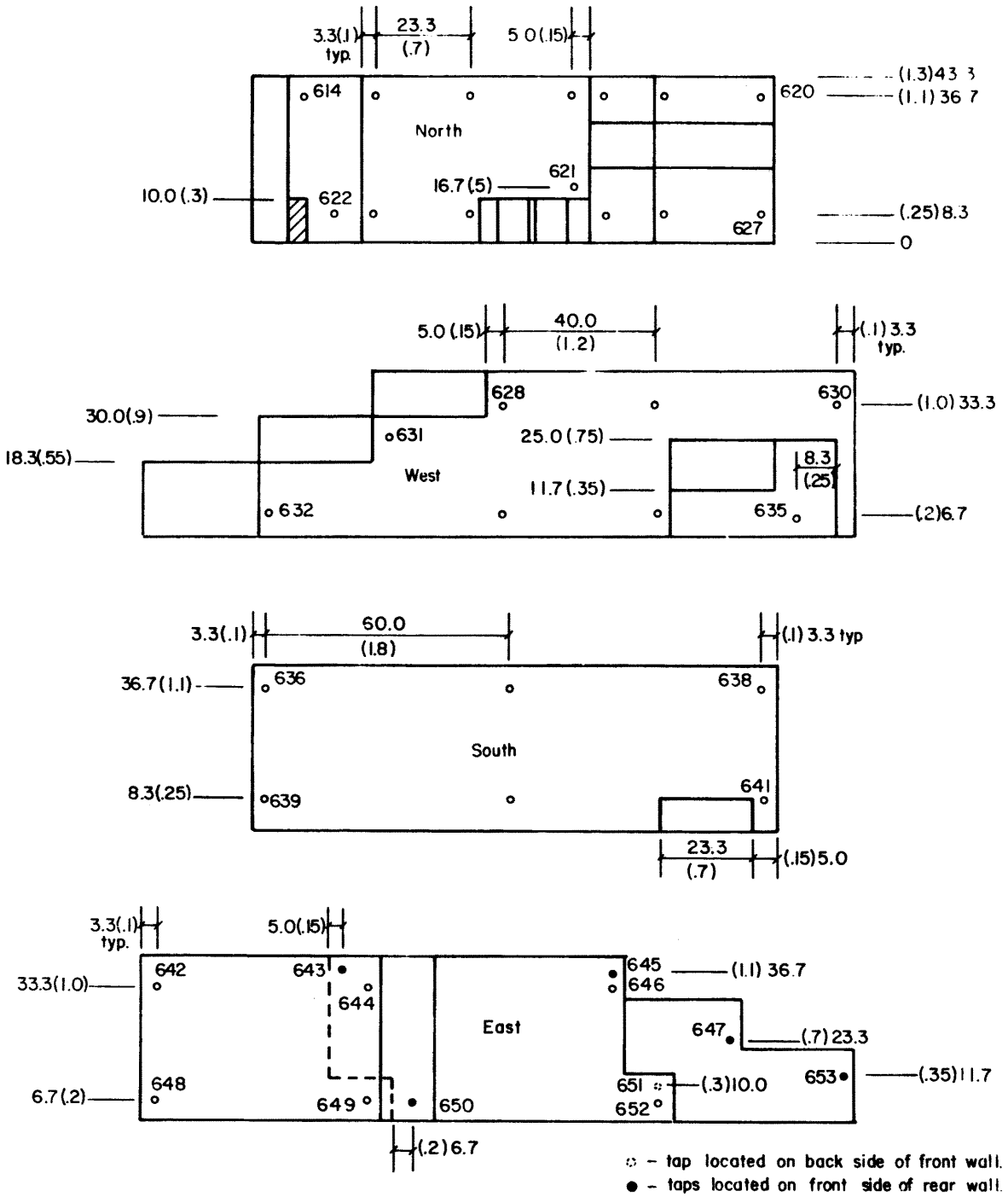

Building I - Elevations

Figure 3g. Pressure Tap Locations

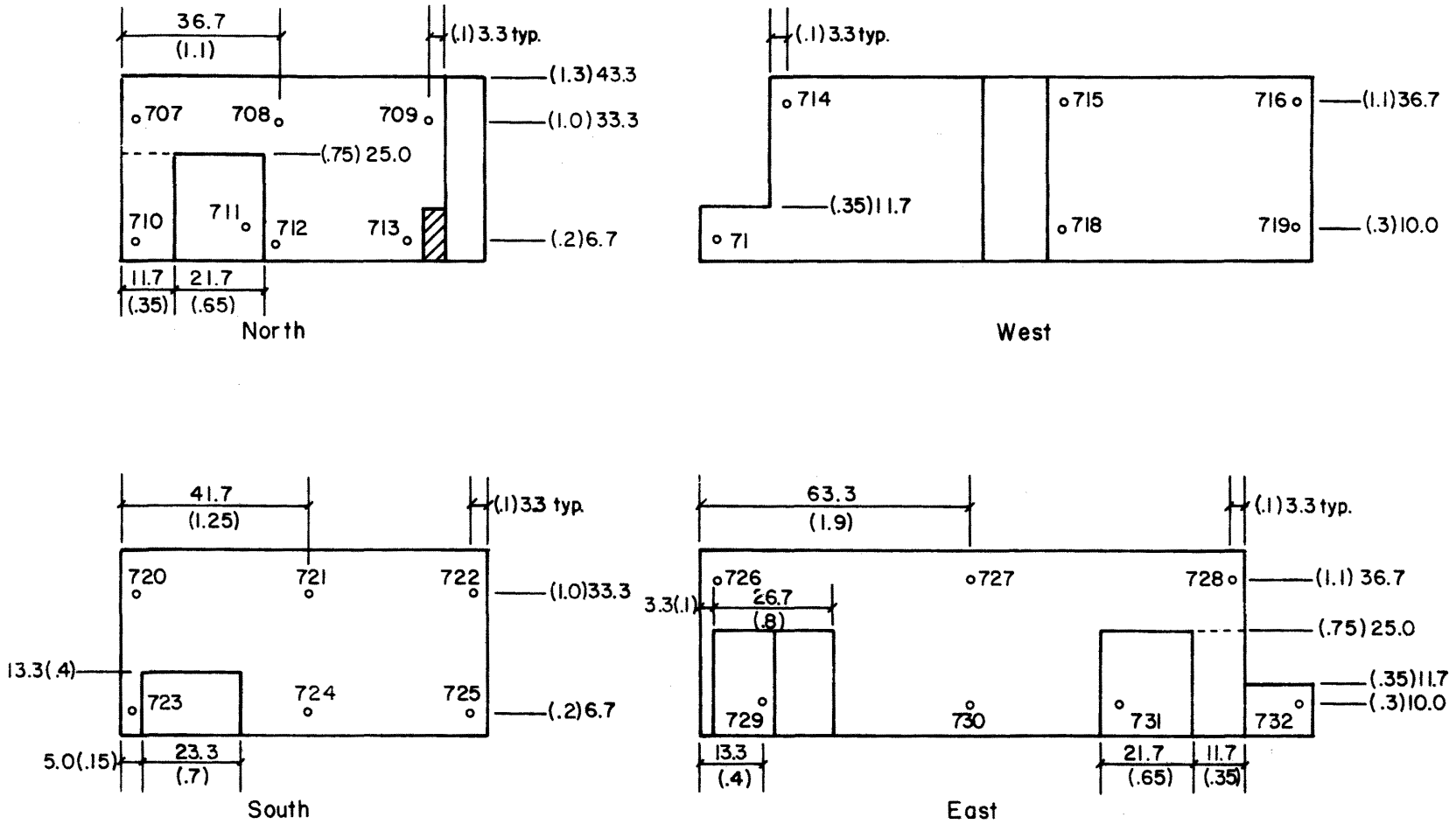

Building 2 –
Elevations

Figure 3h. Pressure Tap Locations

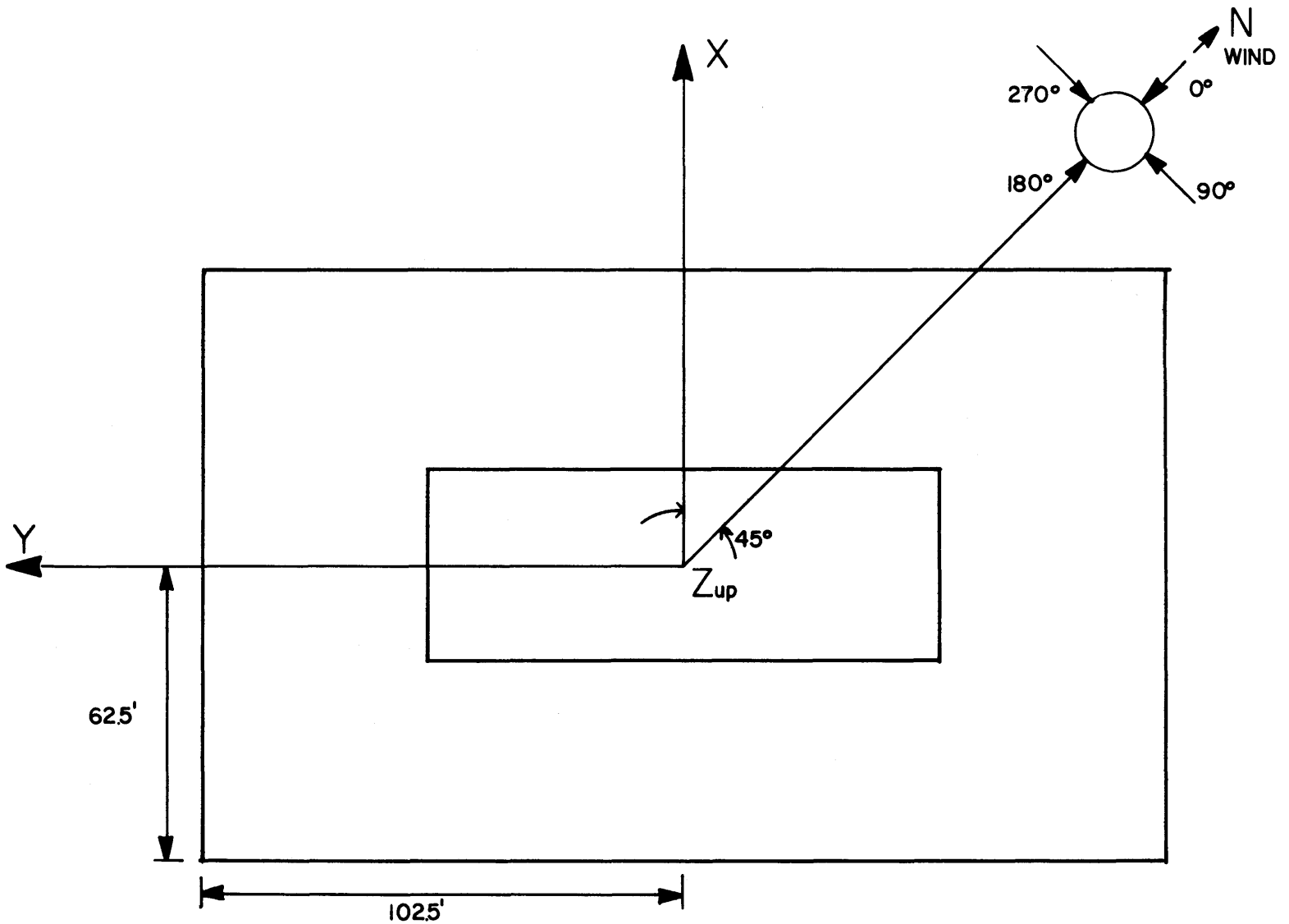

Figure 3i. Force and Moment Coordinate System

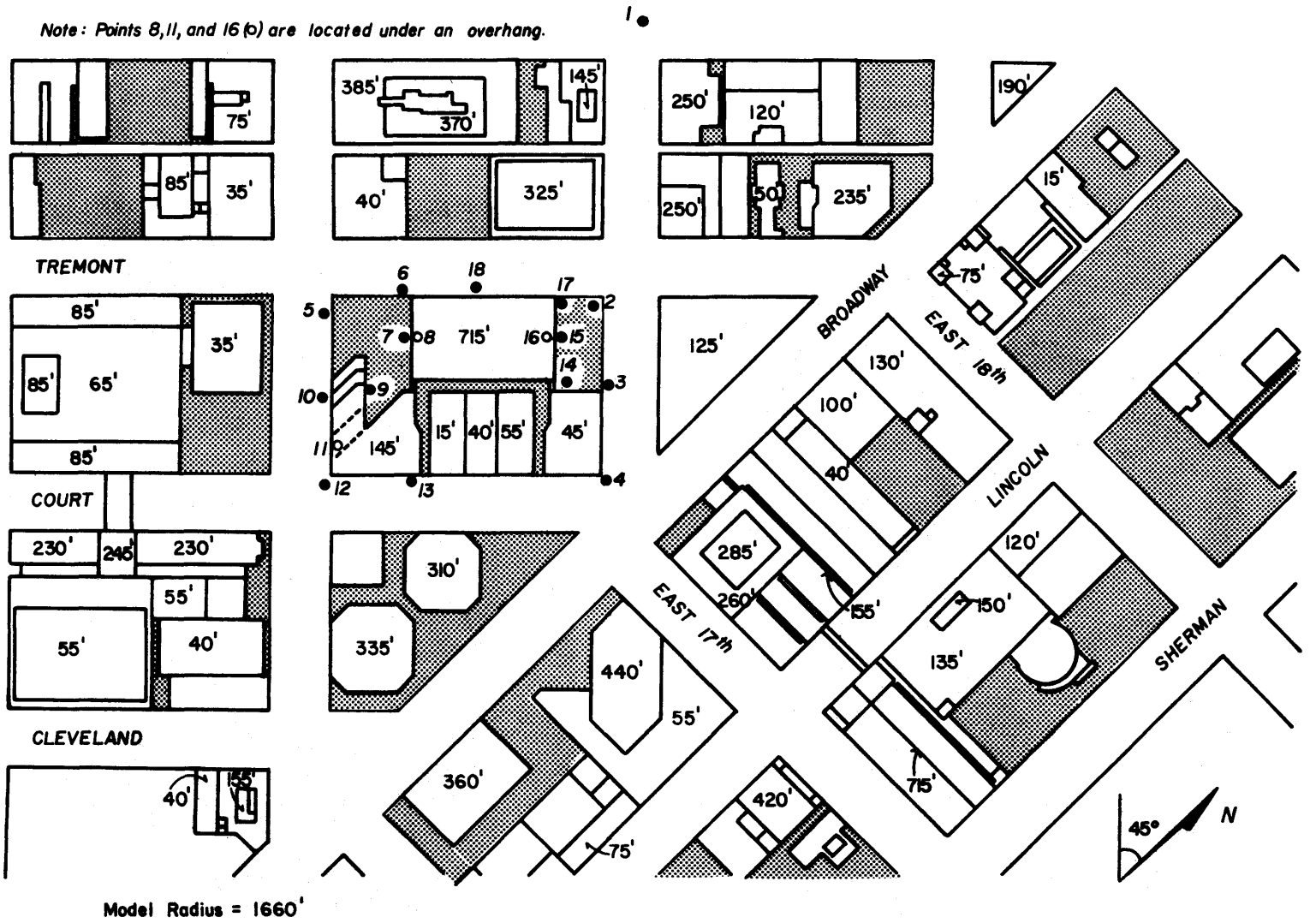

Figure 4. Building Location and Pedestrian Wind Velocity Measuring Positions





Figure 5. Completed Model in Wind Tunnel

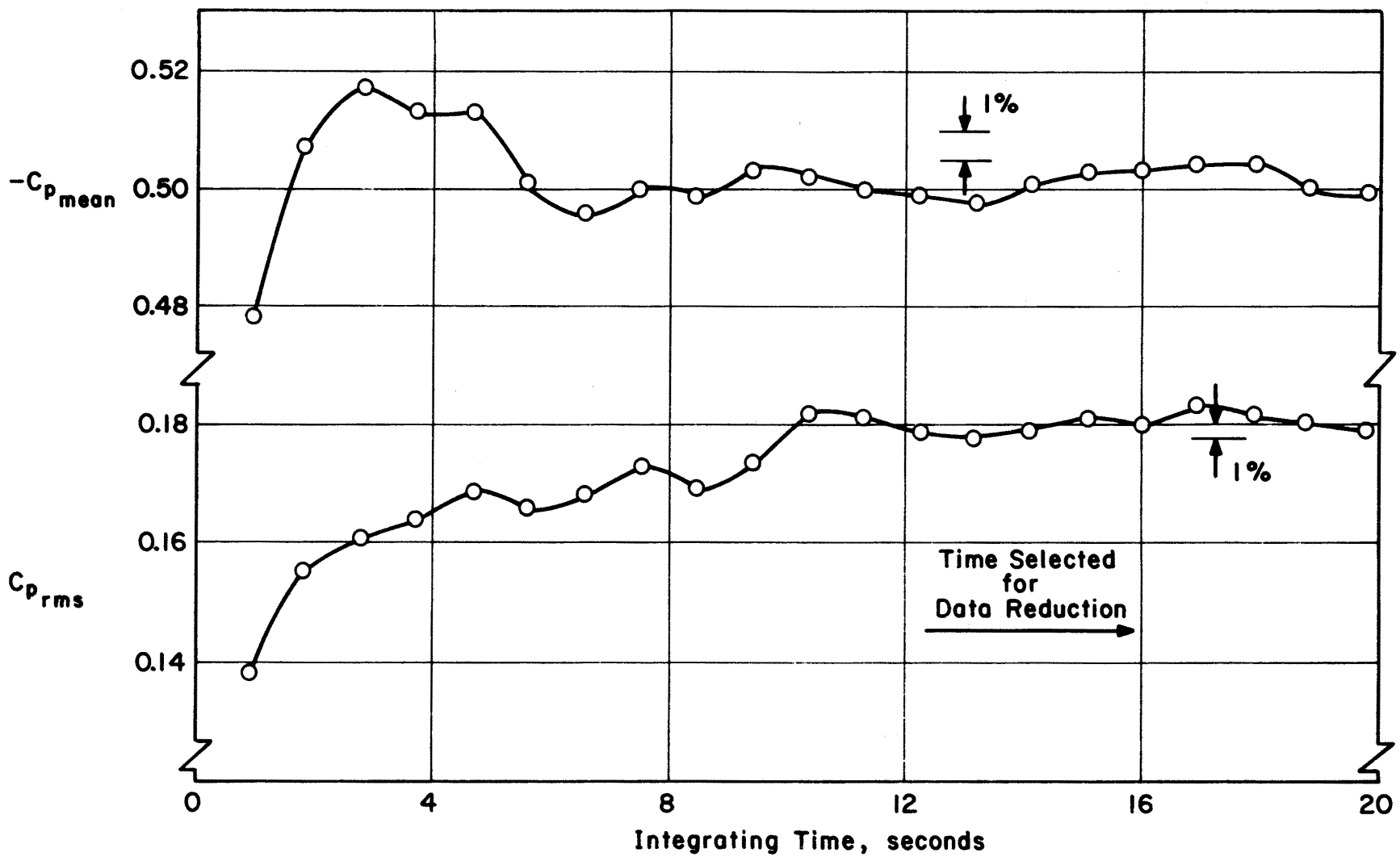

Figure 6 - Data Sampling Time Verification

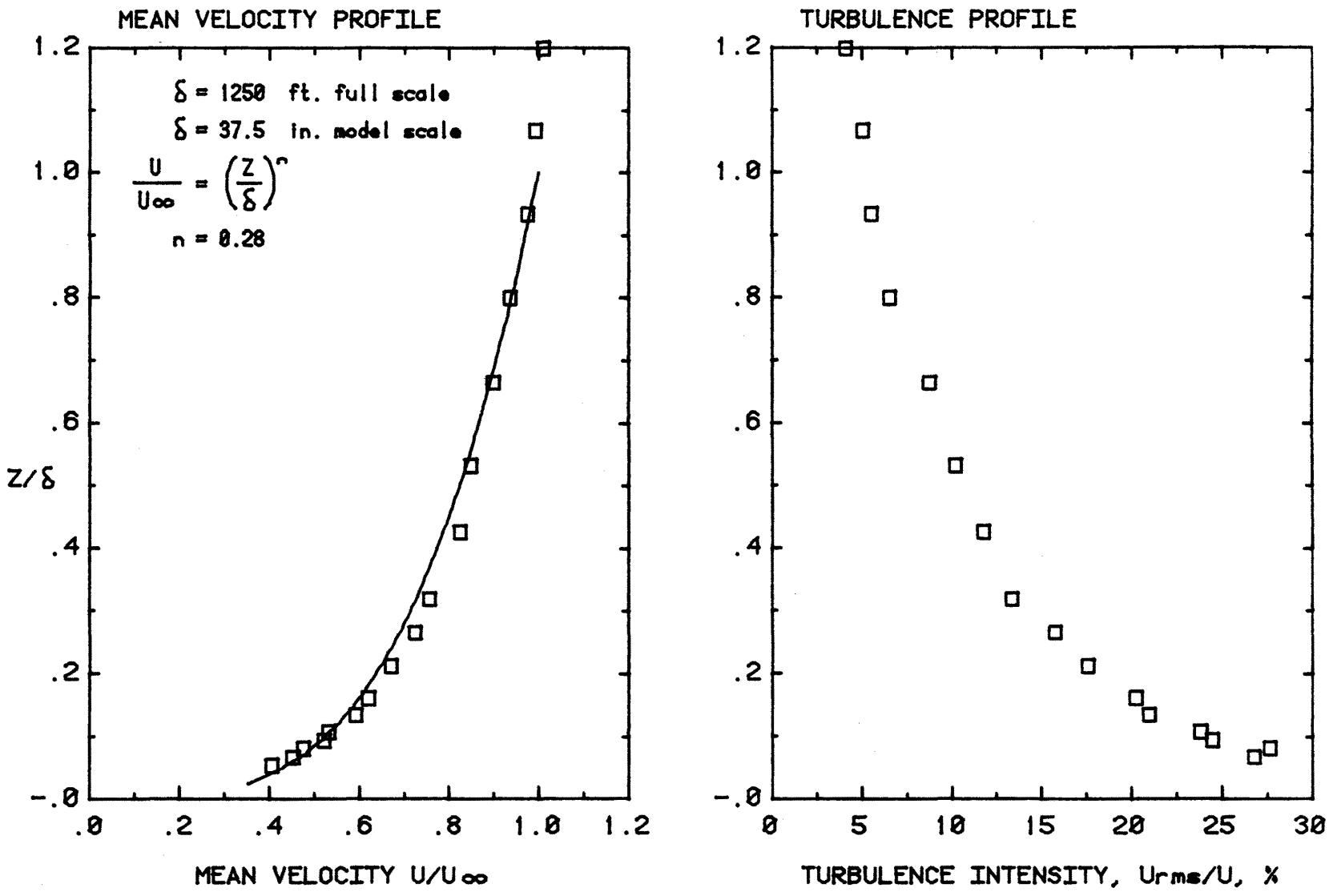

Figure 7. Mean Velocity and Turbulence Profiles Approaching the Model

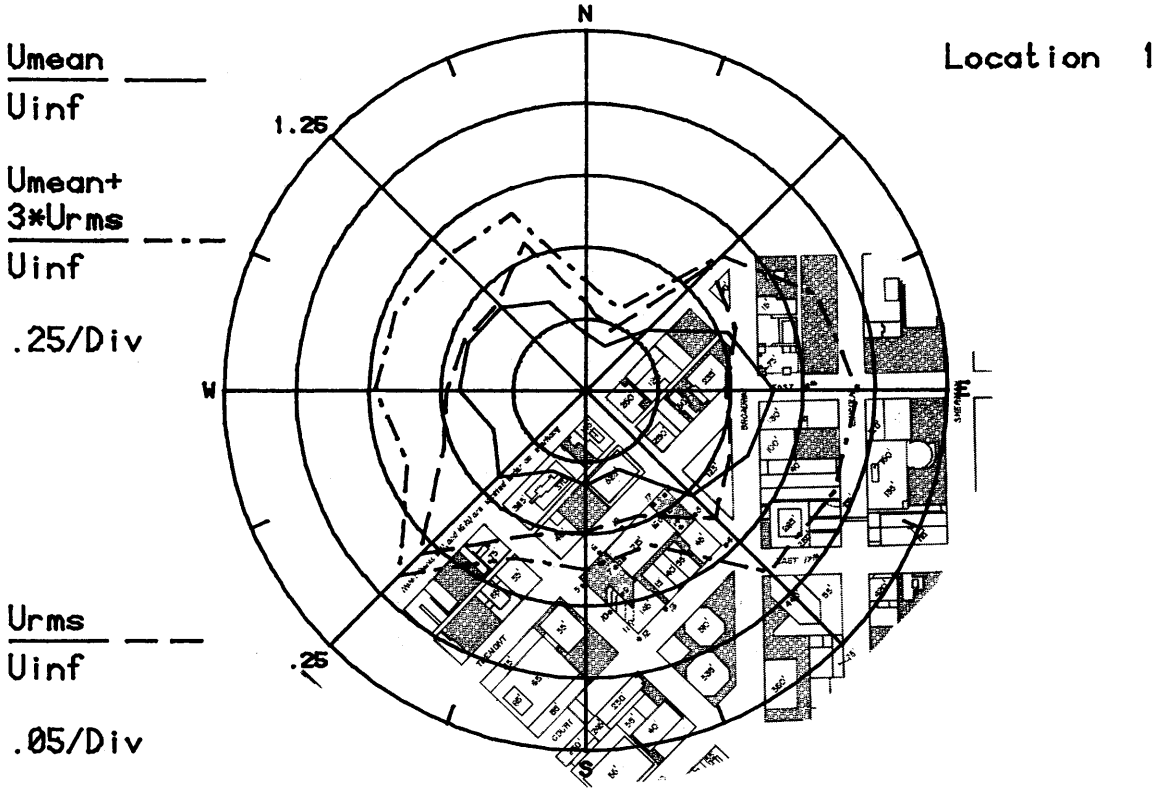

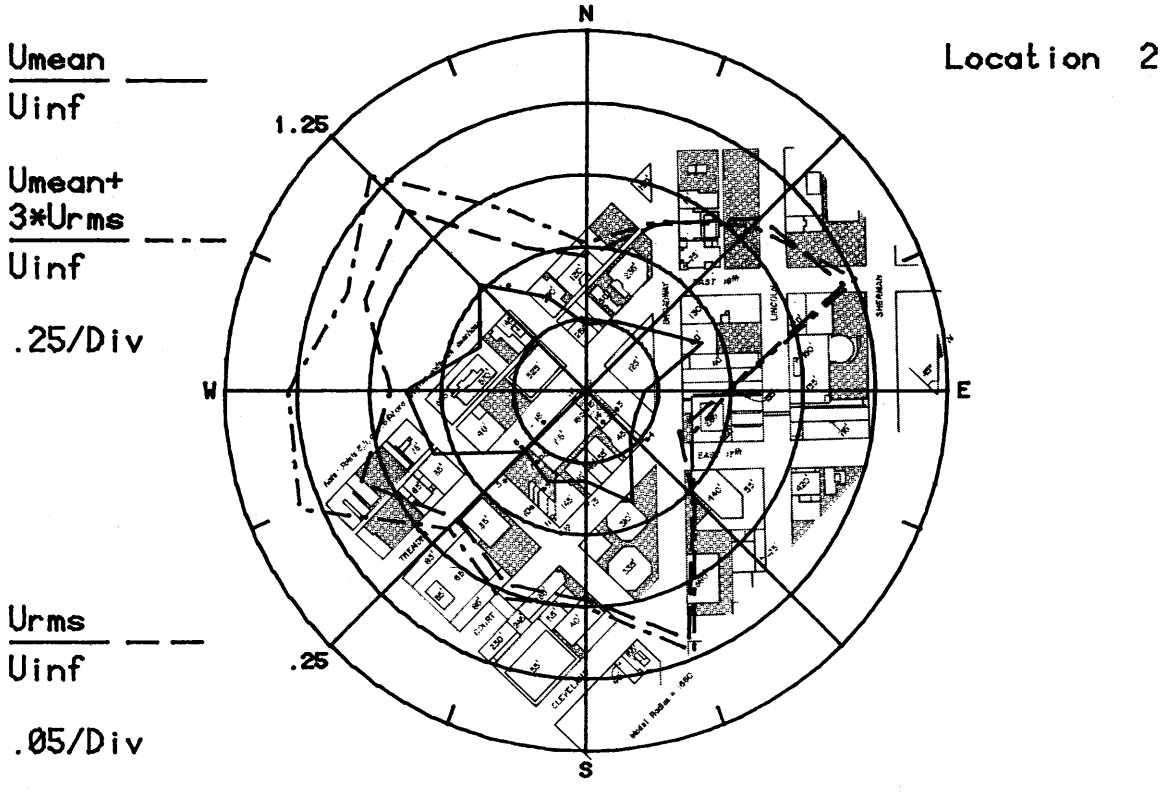

Figure 8a. Mean Velocities and Turbulence Intensities at Pedestrian Locations 1 and 2

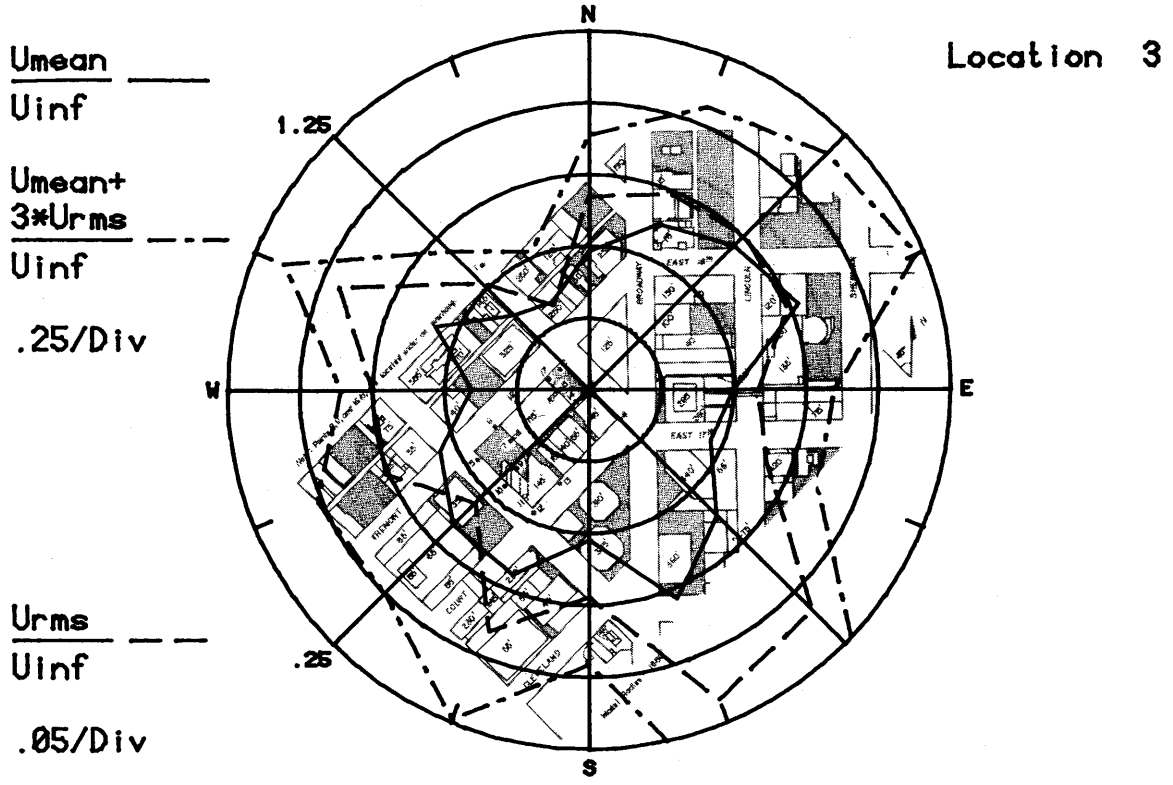

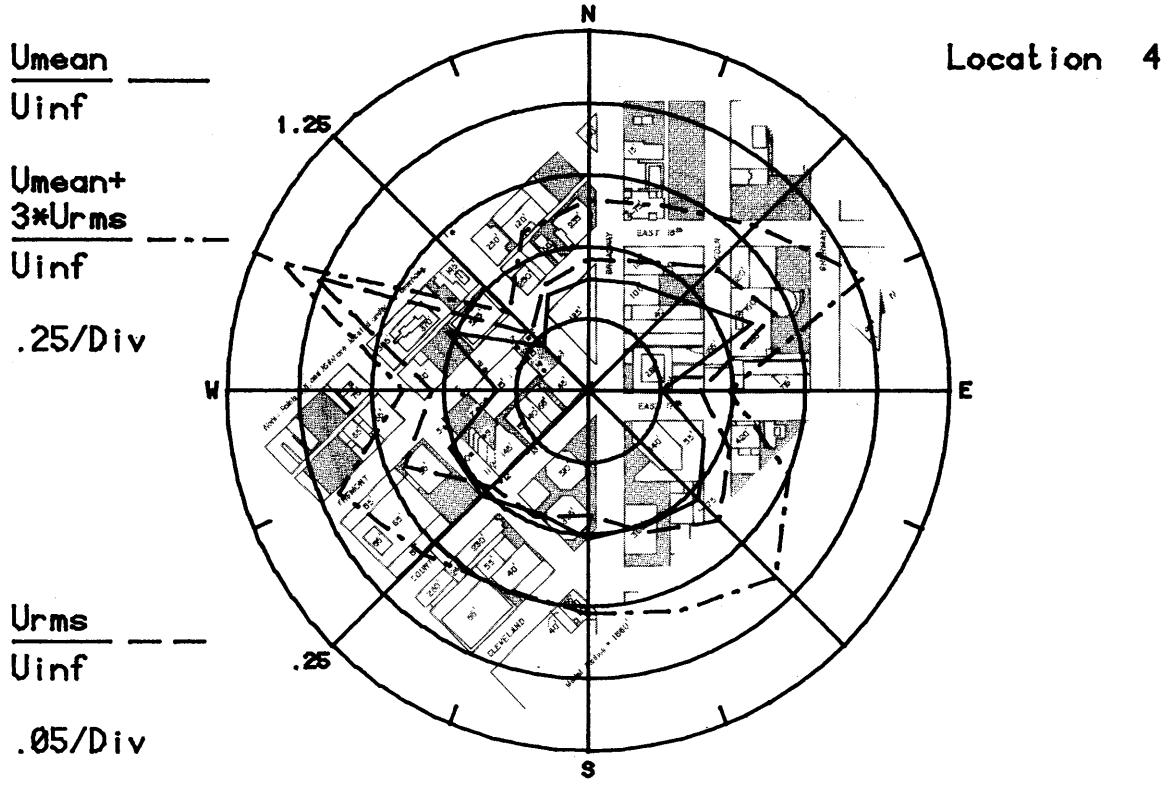

Figure 8b. Mean Velocities and Turbulence Intensities at Pedestrian Locations 3 and 4

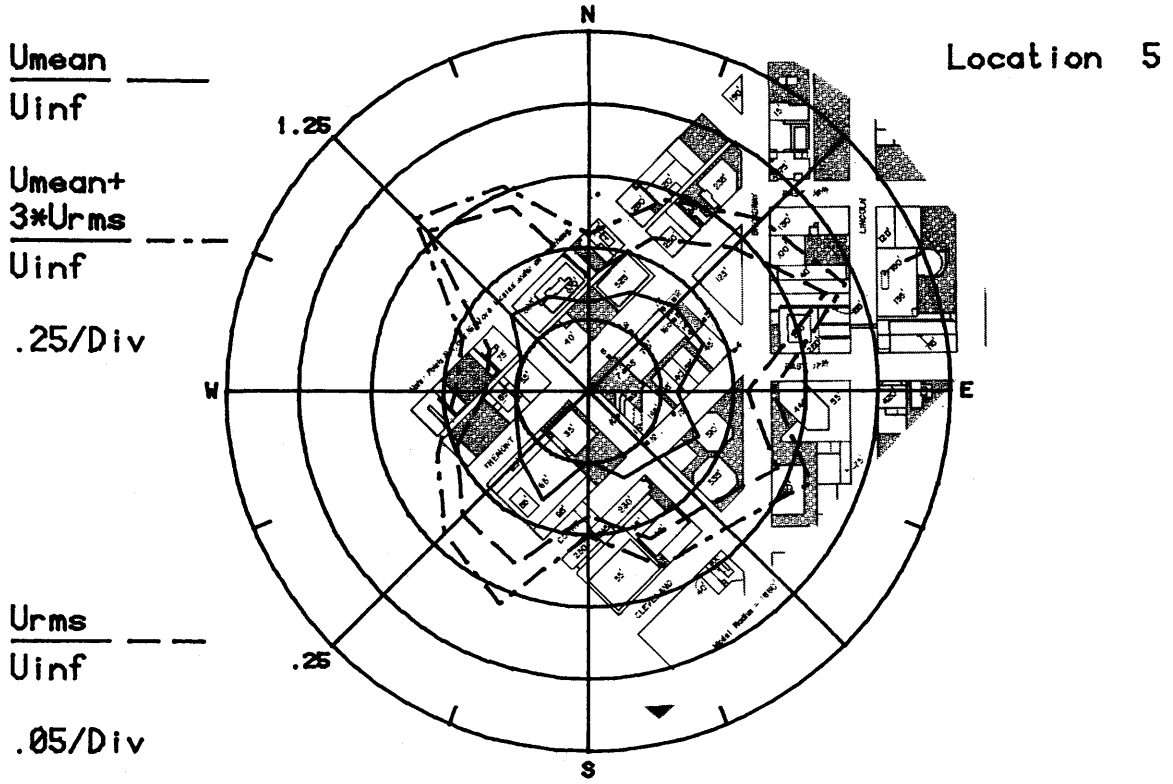

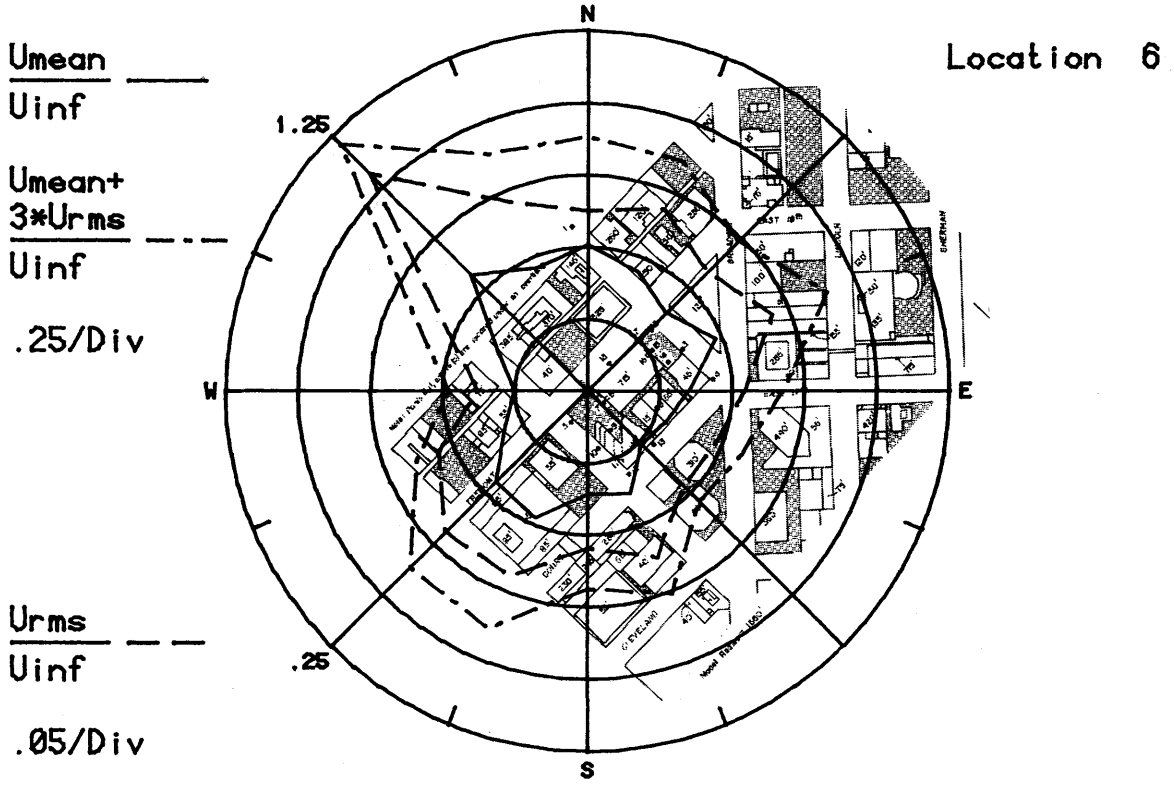

Figure 8c. Mean Velocities and Turbulence Intensities at Pedestrian Locations 5 and 6

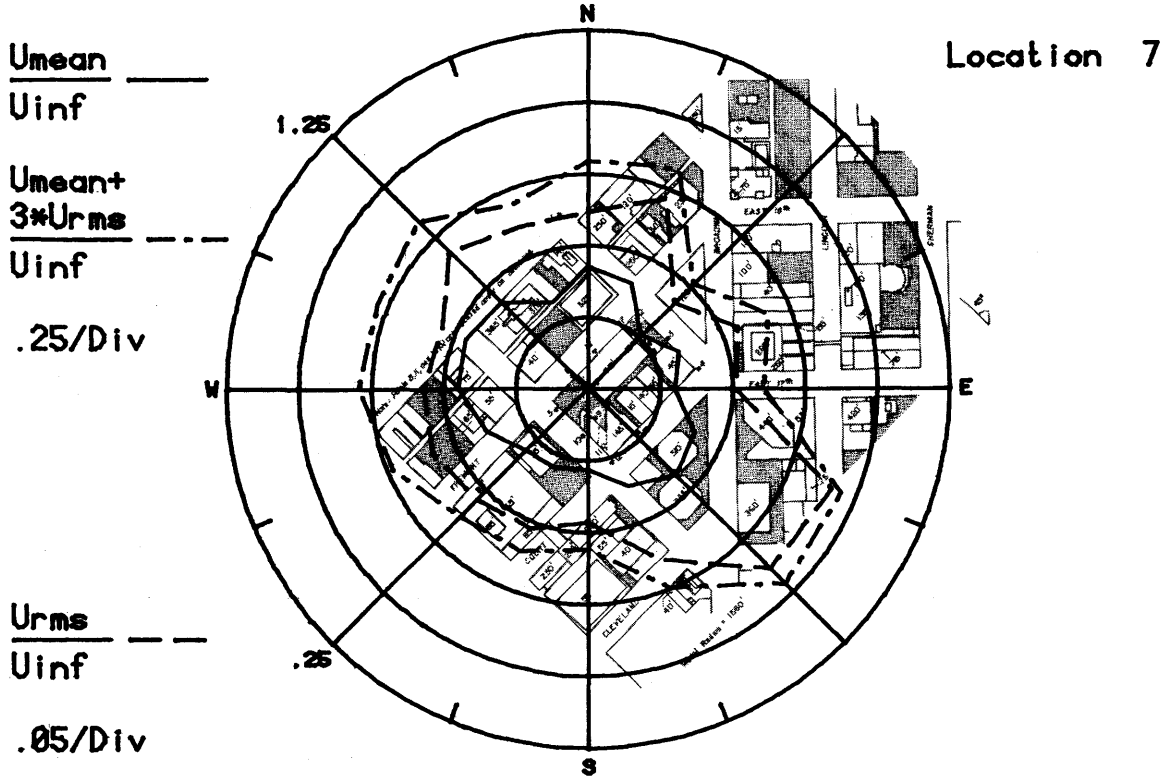

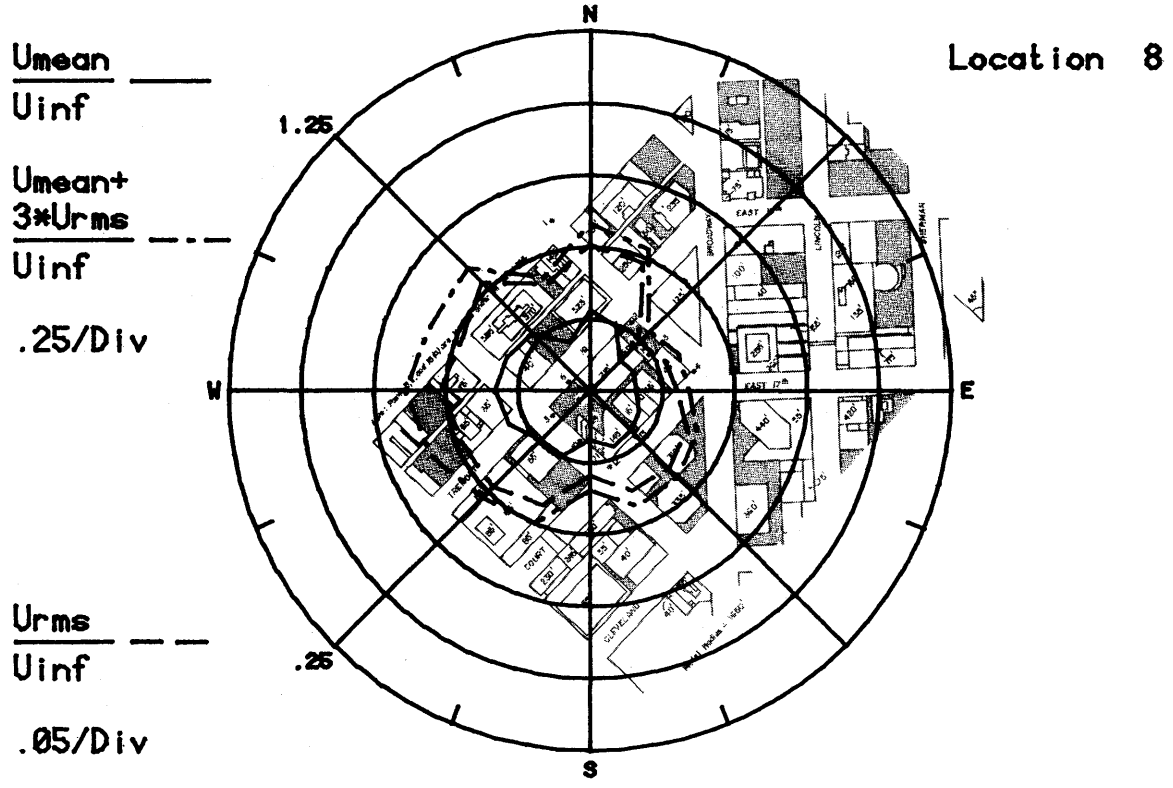

Figure 8d. Mean Velocities and Turbulence Intensities at Pedestrian Locations 7 and 8

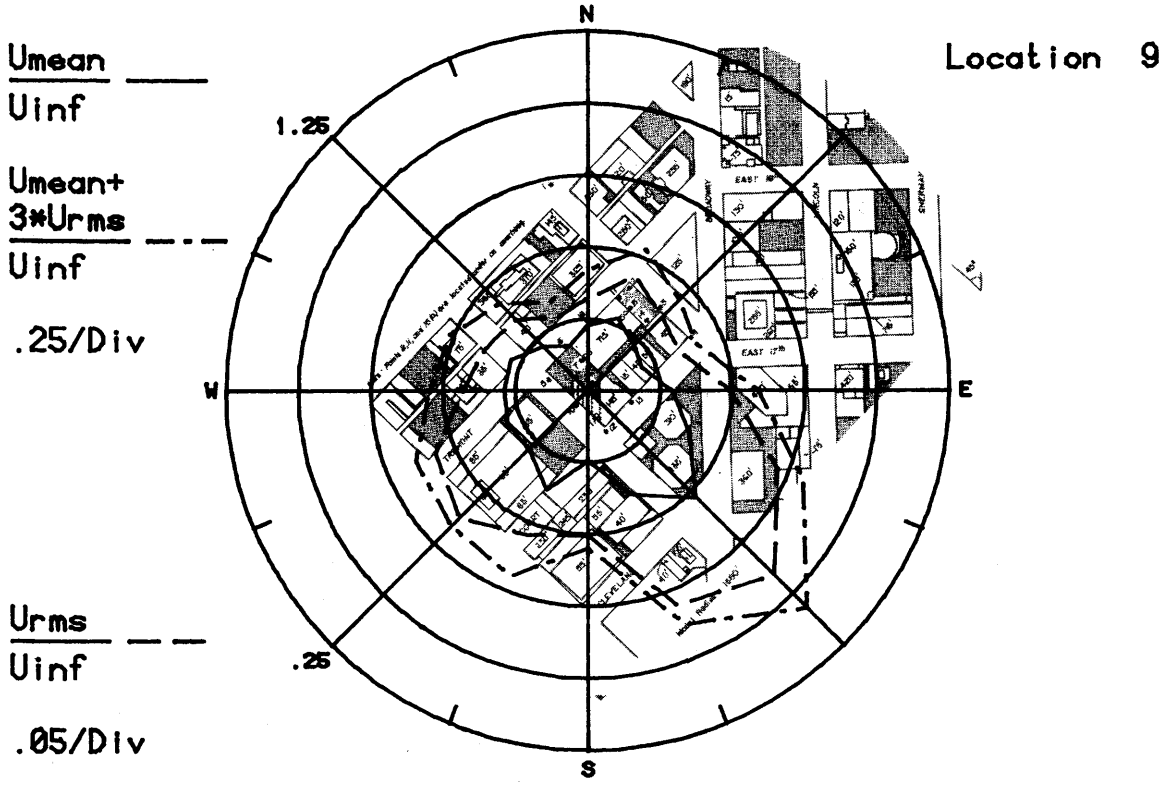

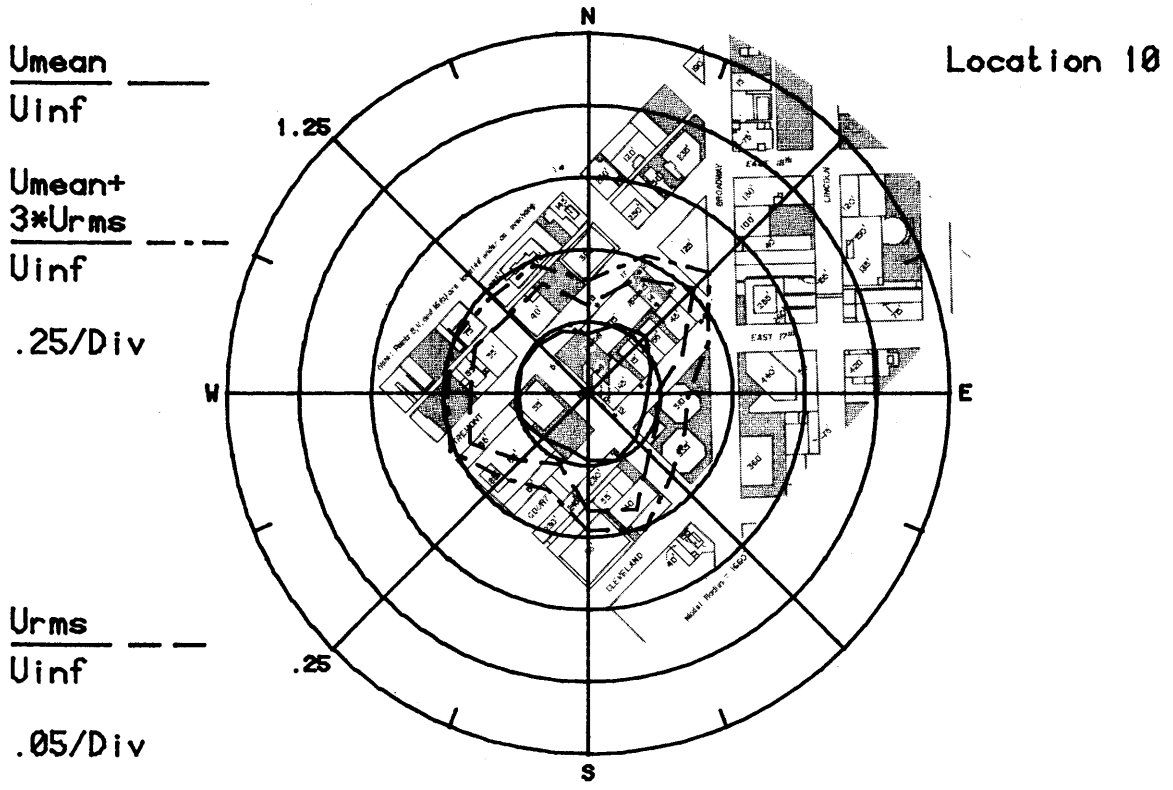

Figure 8e. Mean Velocities and Turbulence Intensities at Pedestrian Locations 9 and 10

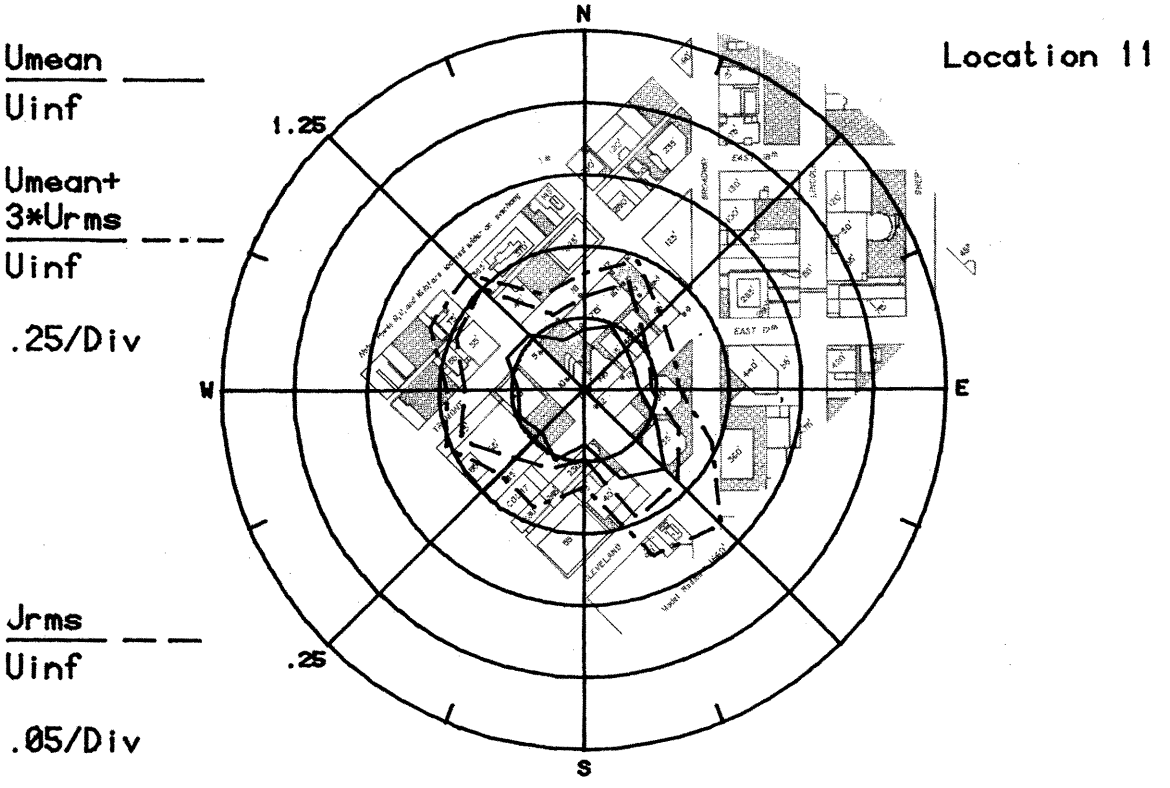

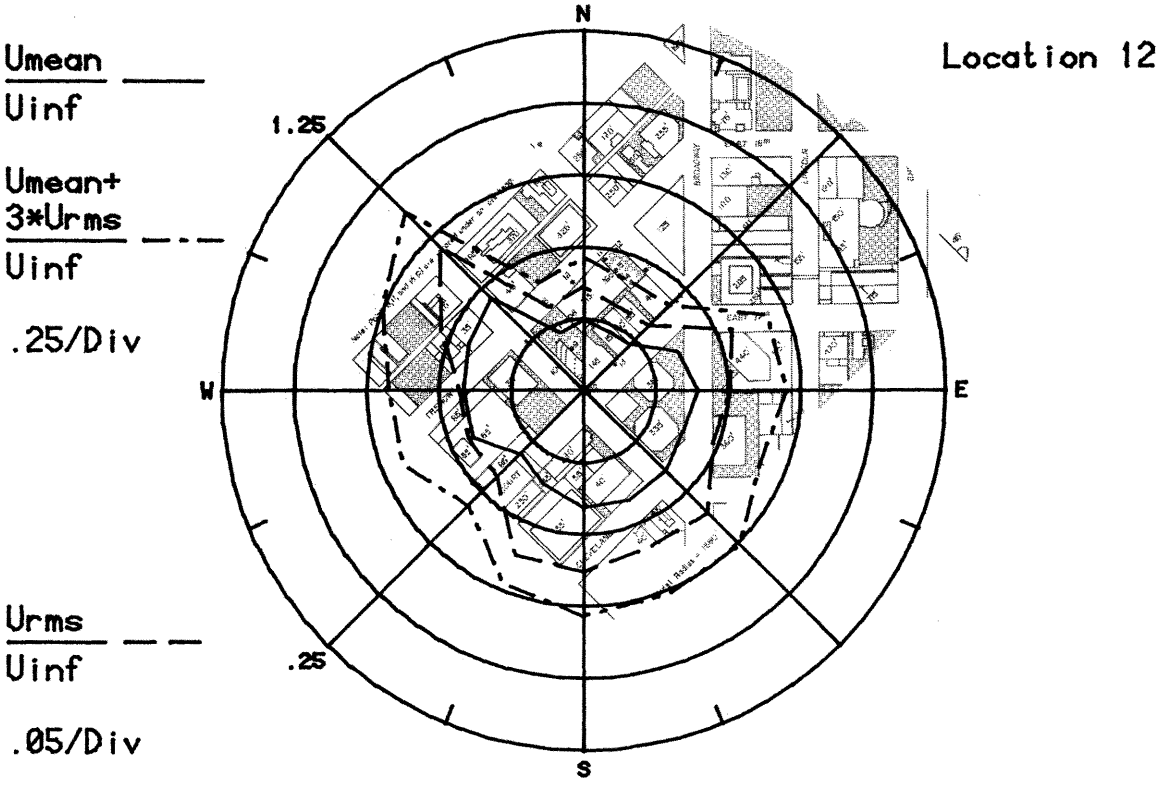

Figure 8f. Mean Velocities and Turbulence Intensities at Pedestrian Locations 11 and 12

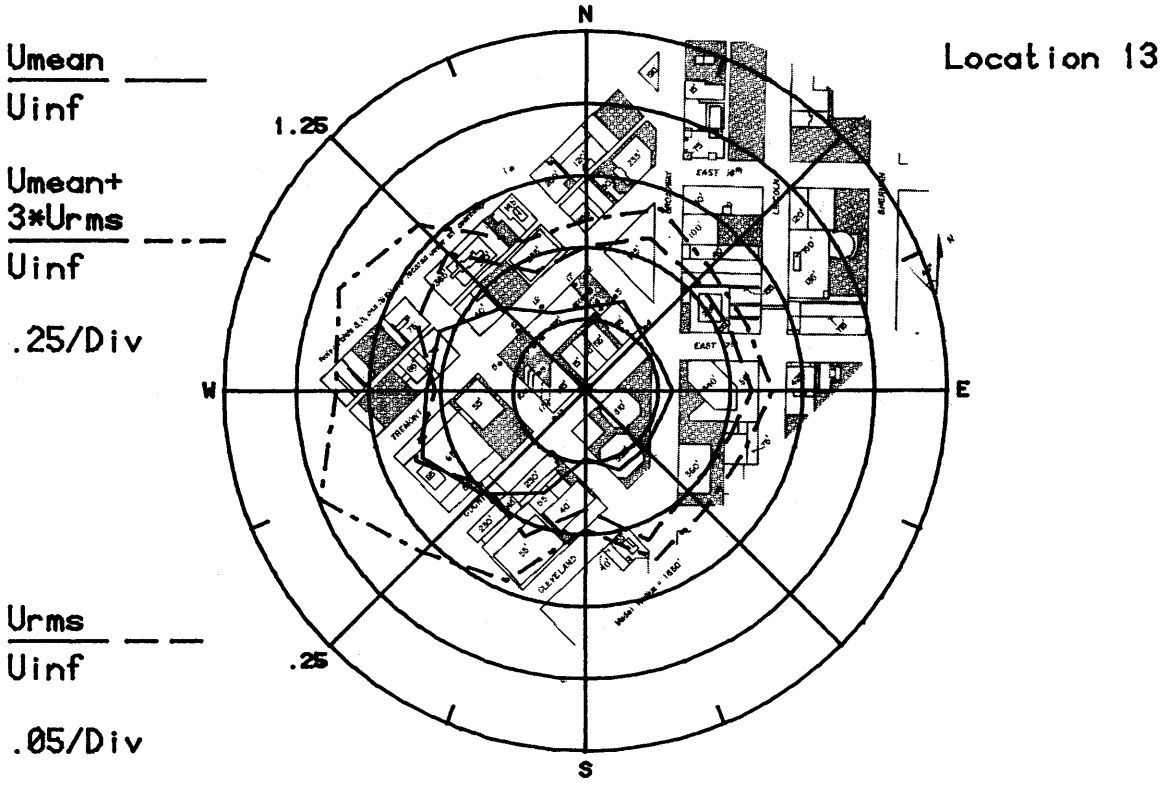

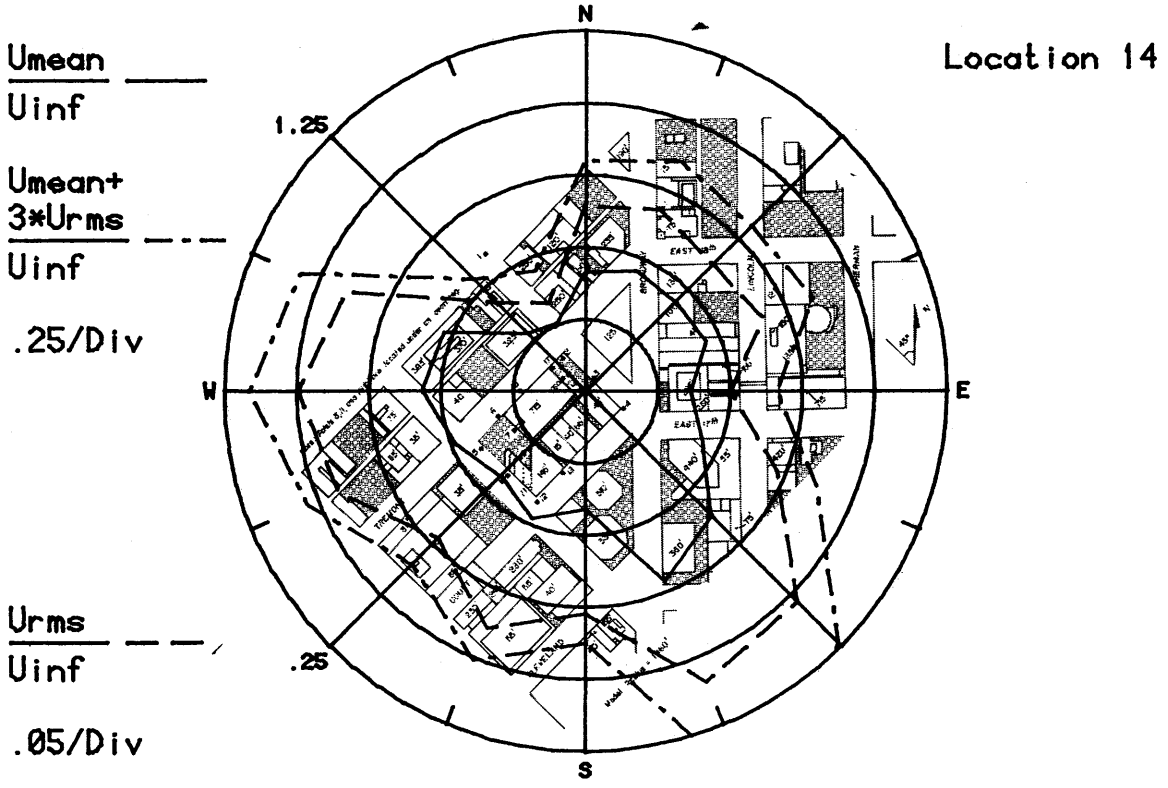

Figure 8g. Mean Velocities and Turbulence Intensities at Pedestrian Locations 13 and 14

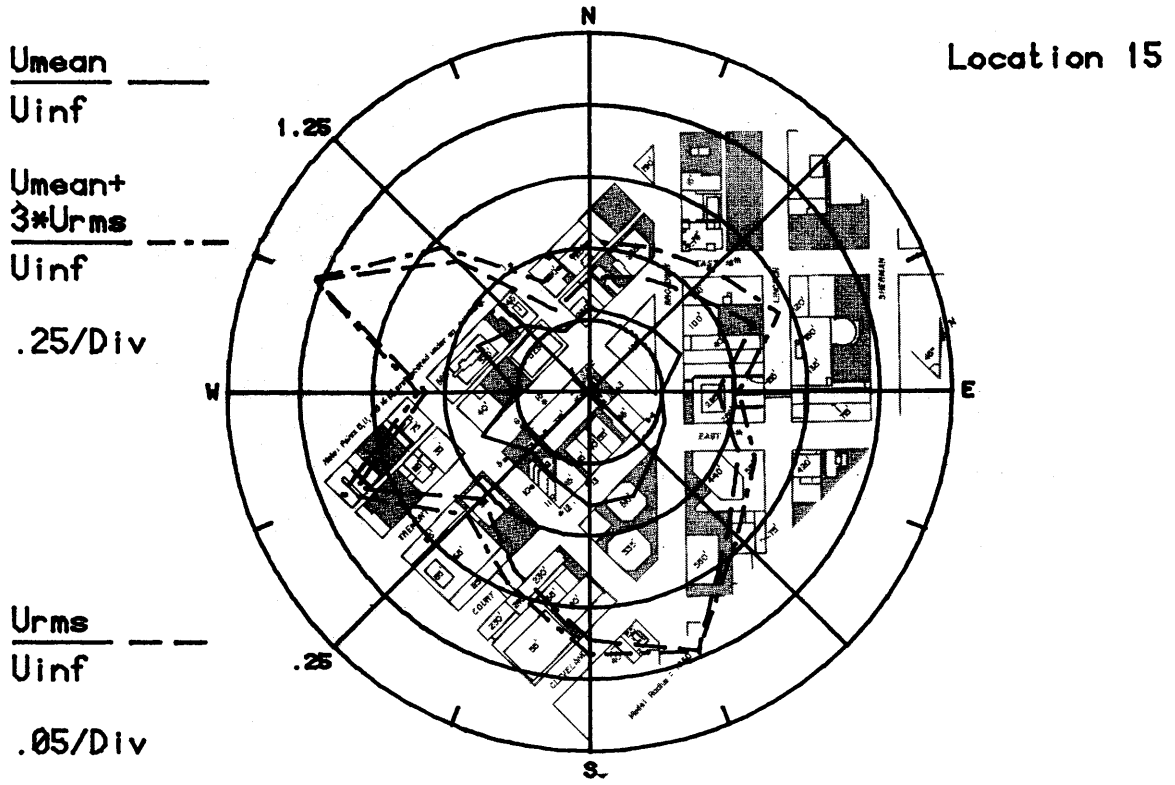

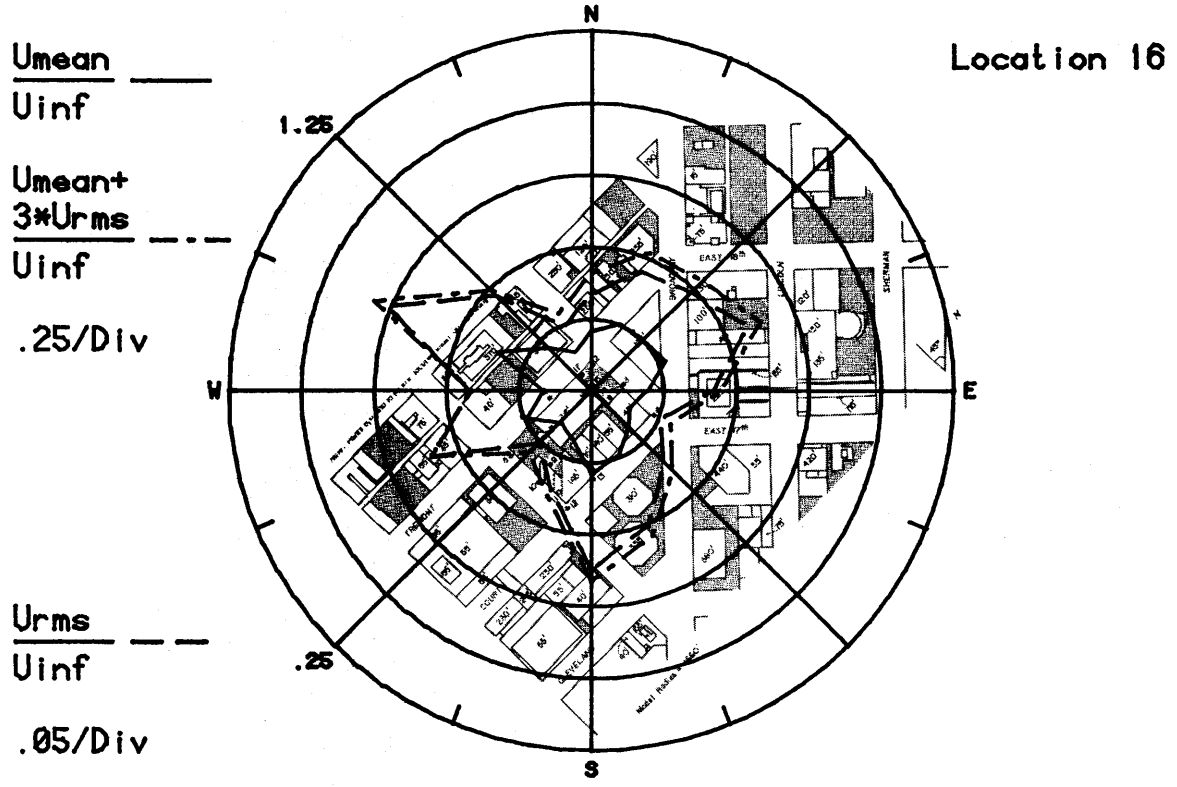

Figure 8h. Mean Velocities and Turbulence Intensities at Pedestrian Locations 15 and 16

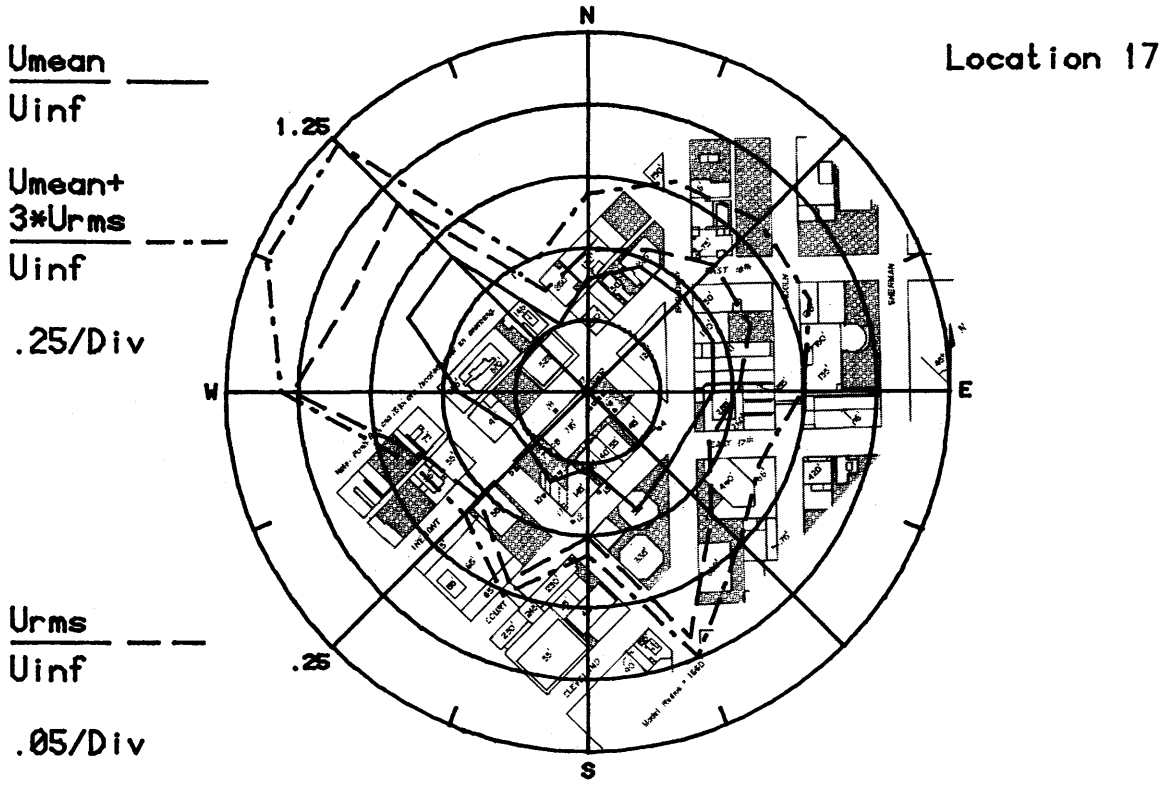

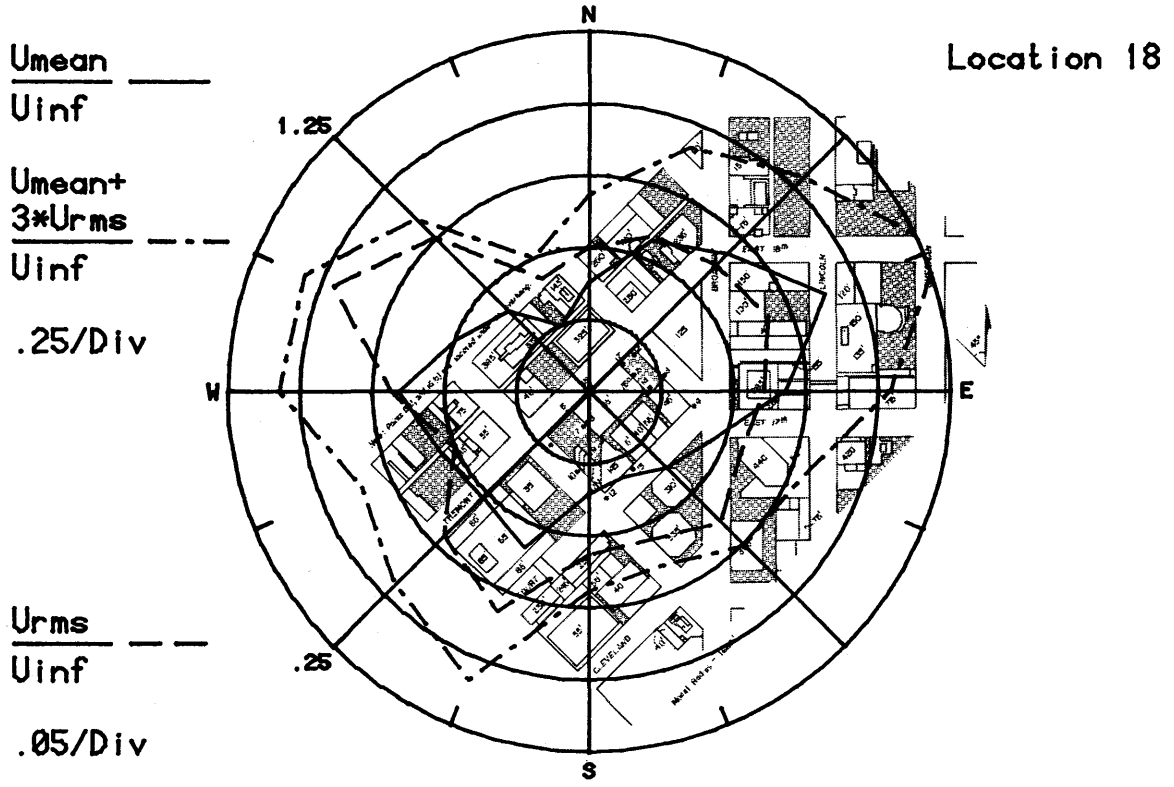

Figure 8i. Mean Velocities and Turbulence Intensities at Pedestrian Locations 17 and 18

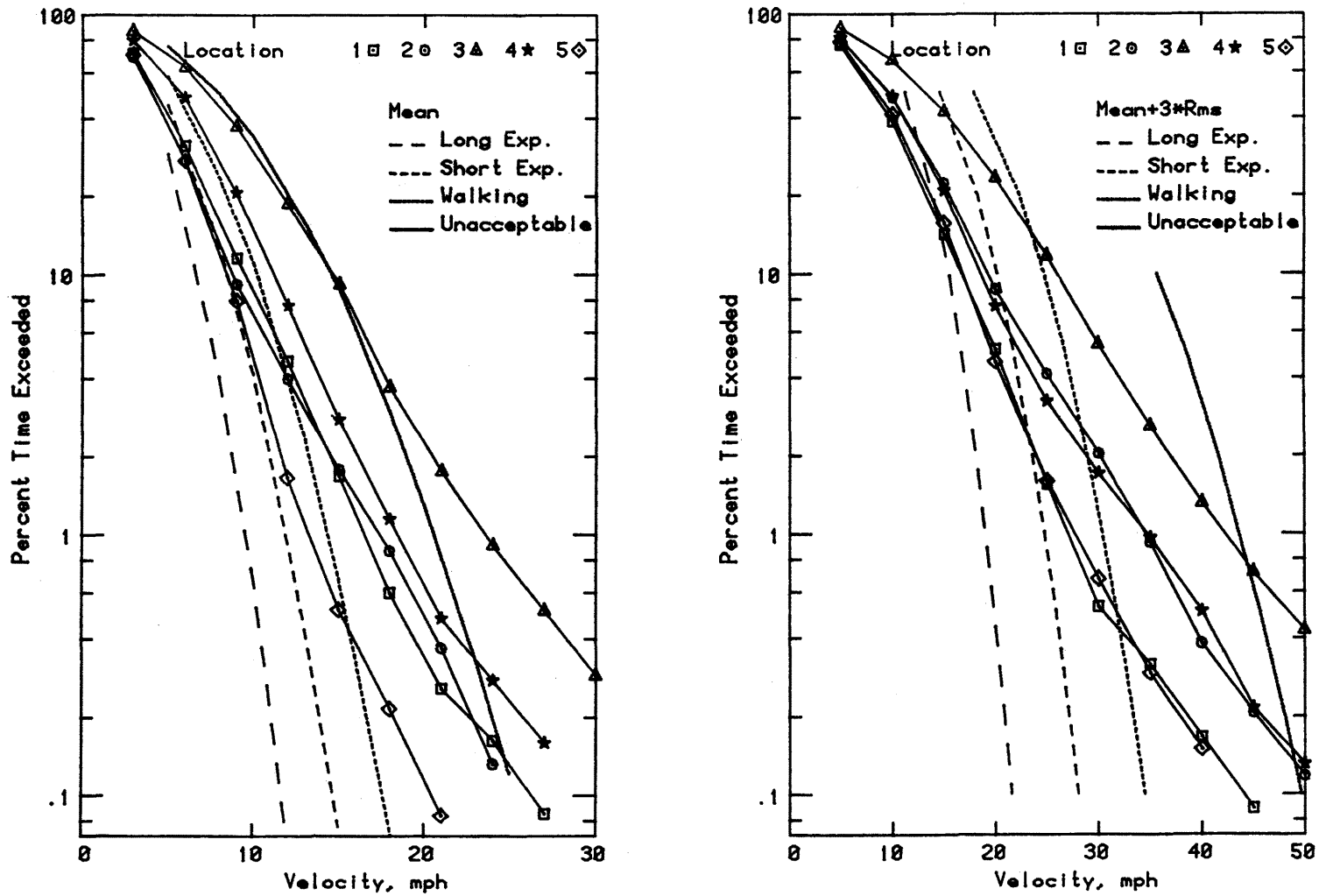

Figure 9a. Wind-Velocity Probabilities for Pedestrian Locations

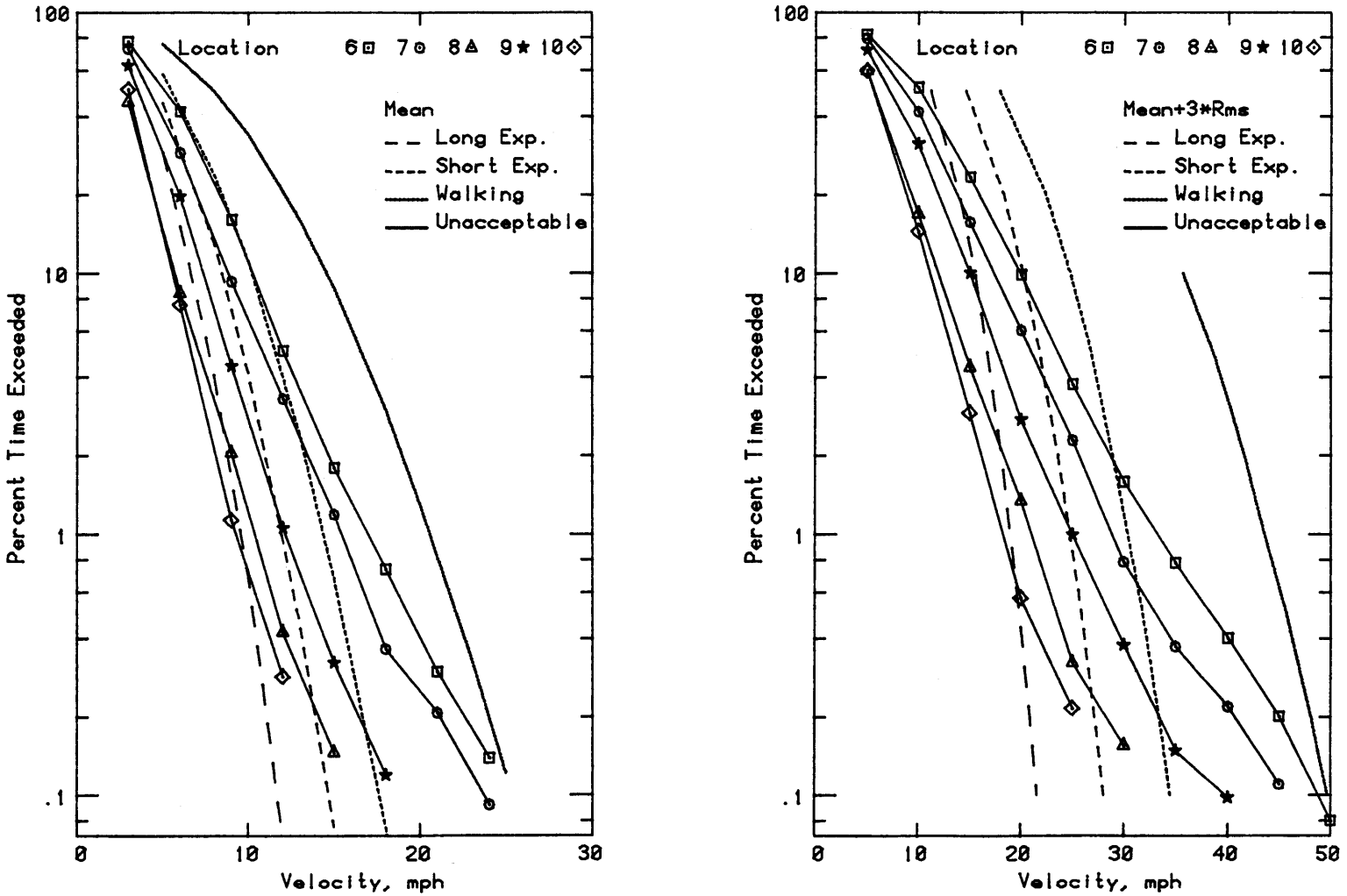

Figure 9b. Wind-Velocity Probabilities for Pedestrian Locations

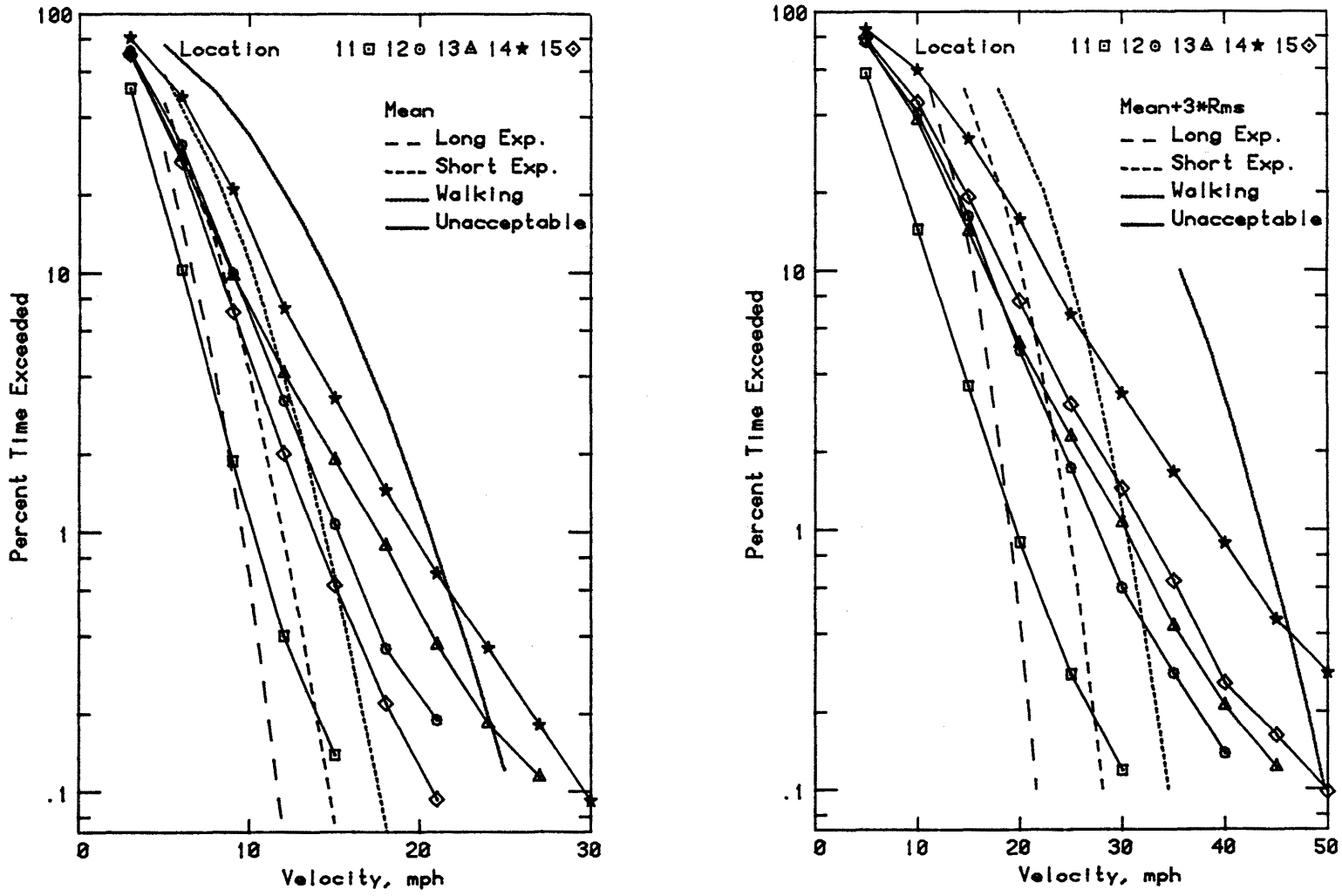

Figure 9c. Wind-Velocity Probabilities for Pedestrian Locations

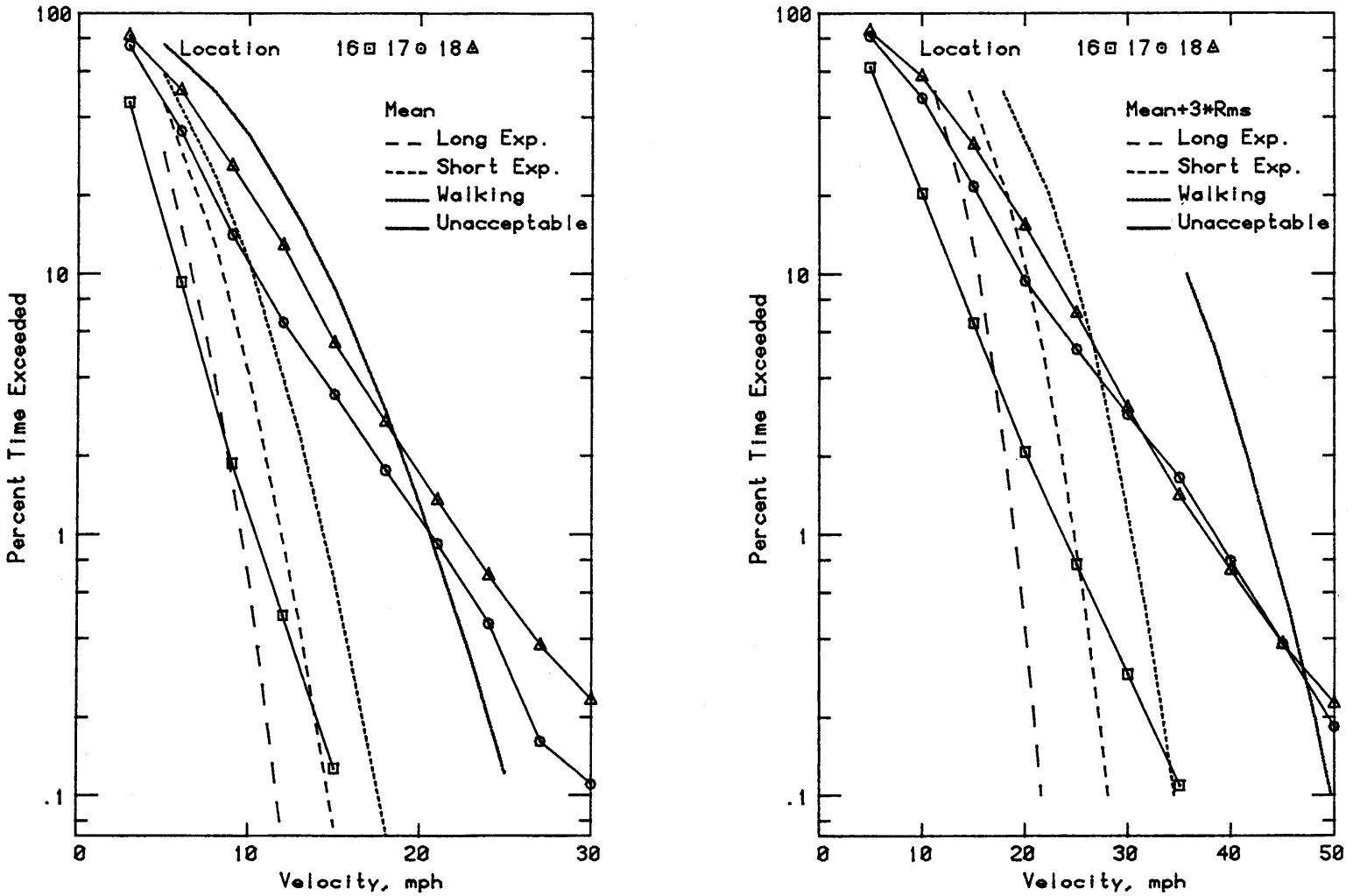

Figure 9d. Wind-Velocity Probabilities for Pedestrian Locations

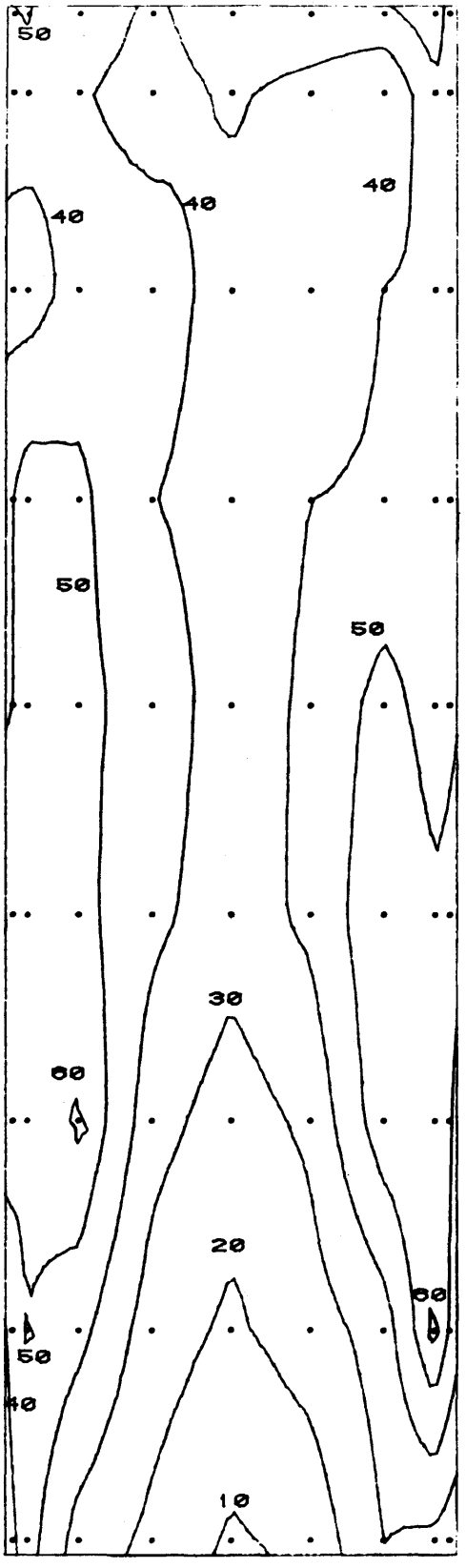

NORTH ELEVATION
PEAK NEGATIVE CLADDING LOADS (PSF)
FOR 100-YEAR RECURRENCE WIND
REFERENCE PRESSURE = 22 PSF

Figure 10a. Peak Pressure Contours on the Building for Cladding Loads

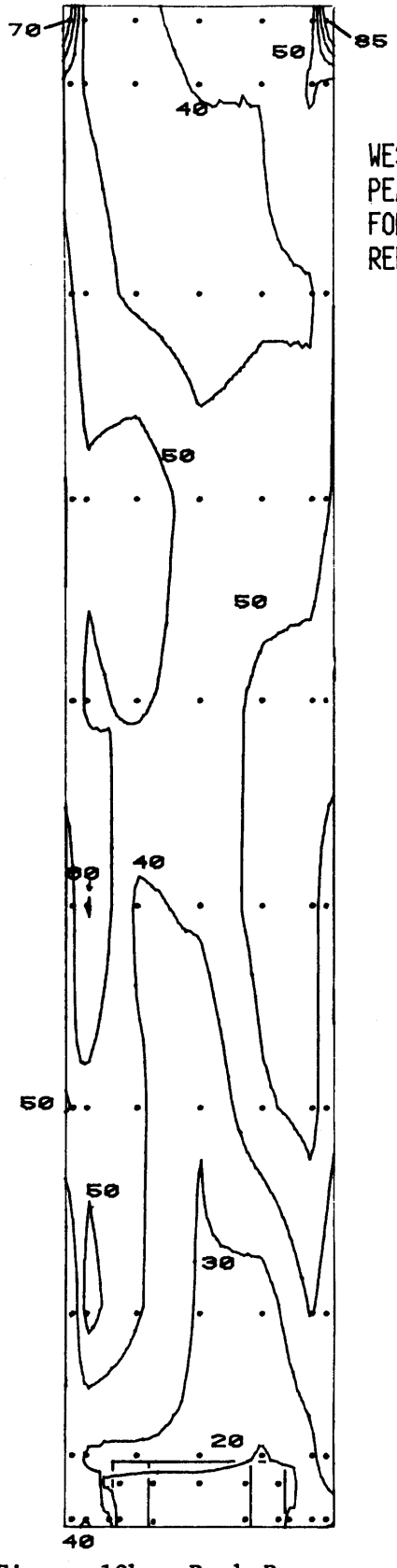

WEST ELEVATION
PEAK NEGATIVE CLADDING LOADS (PSF)
FOR 100-YEAR RECURRENCE WIND
REFERENCE PRESSURE = 22 PSF

Figure 10b. Peak Pressure Contours on the Building for Cladding Loads

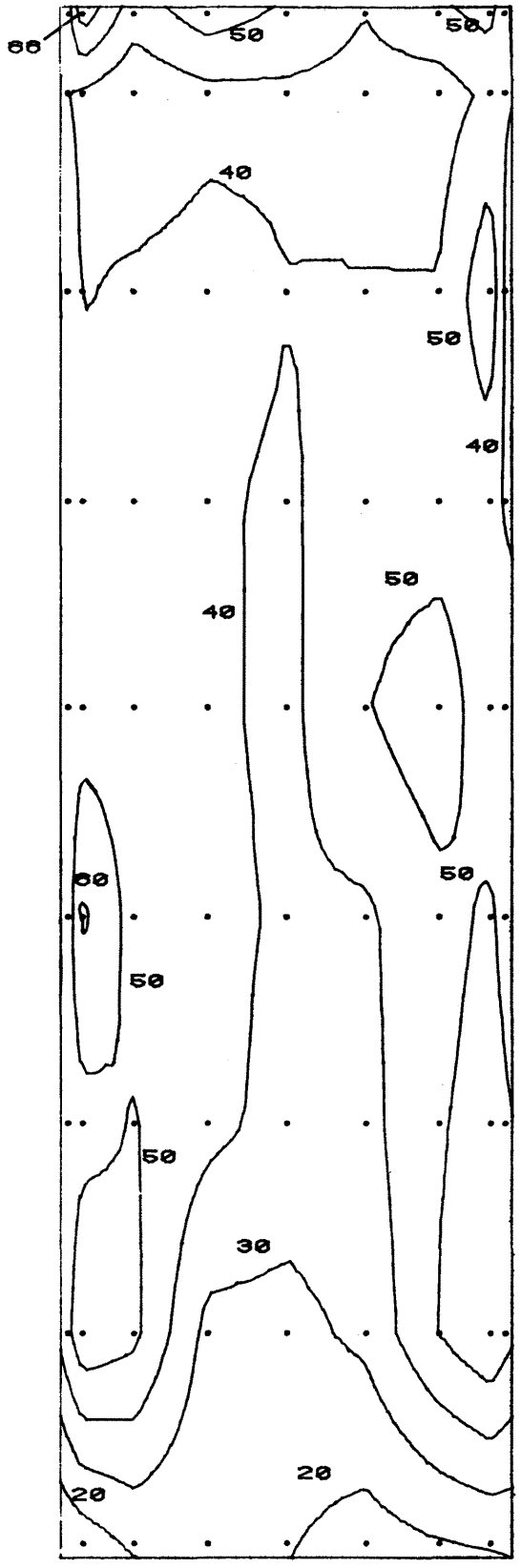

SOUTH ELEVATION
PEAK NEGATIVE CLADDING LOADS (PSF)
FOR 100-YEAR RECURRENCE WIND
REFERENCE PRESSURE = 22 PSF

Figure 10c. Peak Pressure Contours on the Building for Cladding Loads

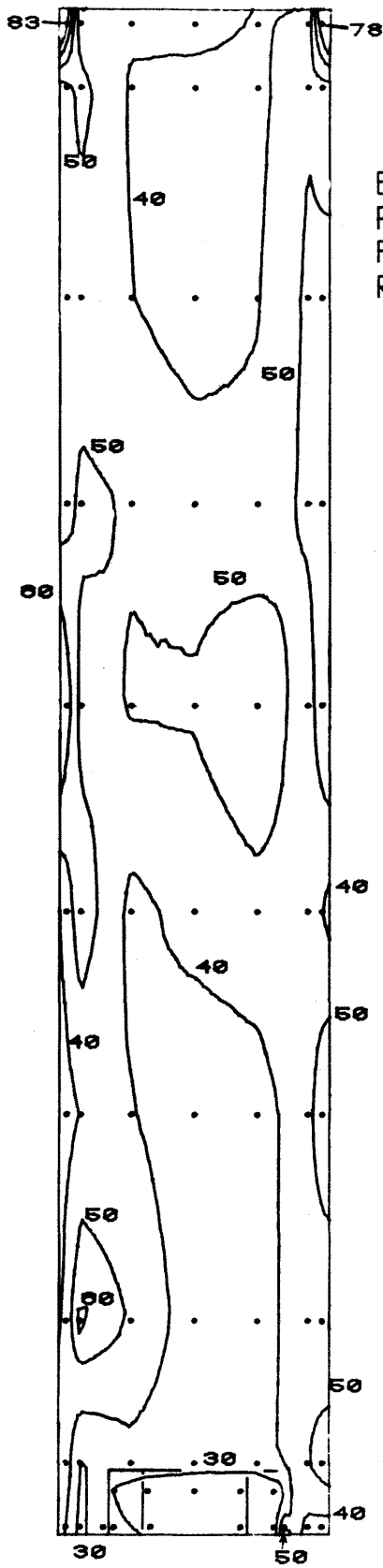

EAST ELEVATION
PEAK NEGATIVE CLADDING LOADS (PSF)
FOR 100-YEAR RECURRENCE WIND
REFERENCE PRESSURE = 22 PSF

Figure 10d. Peak Pressure Contours on the Building for Cladding Loads

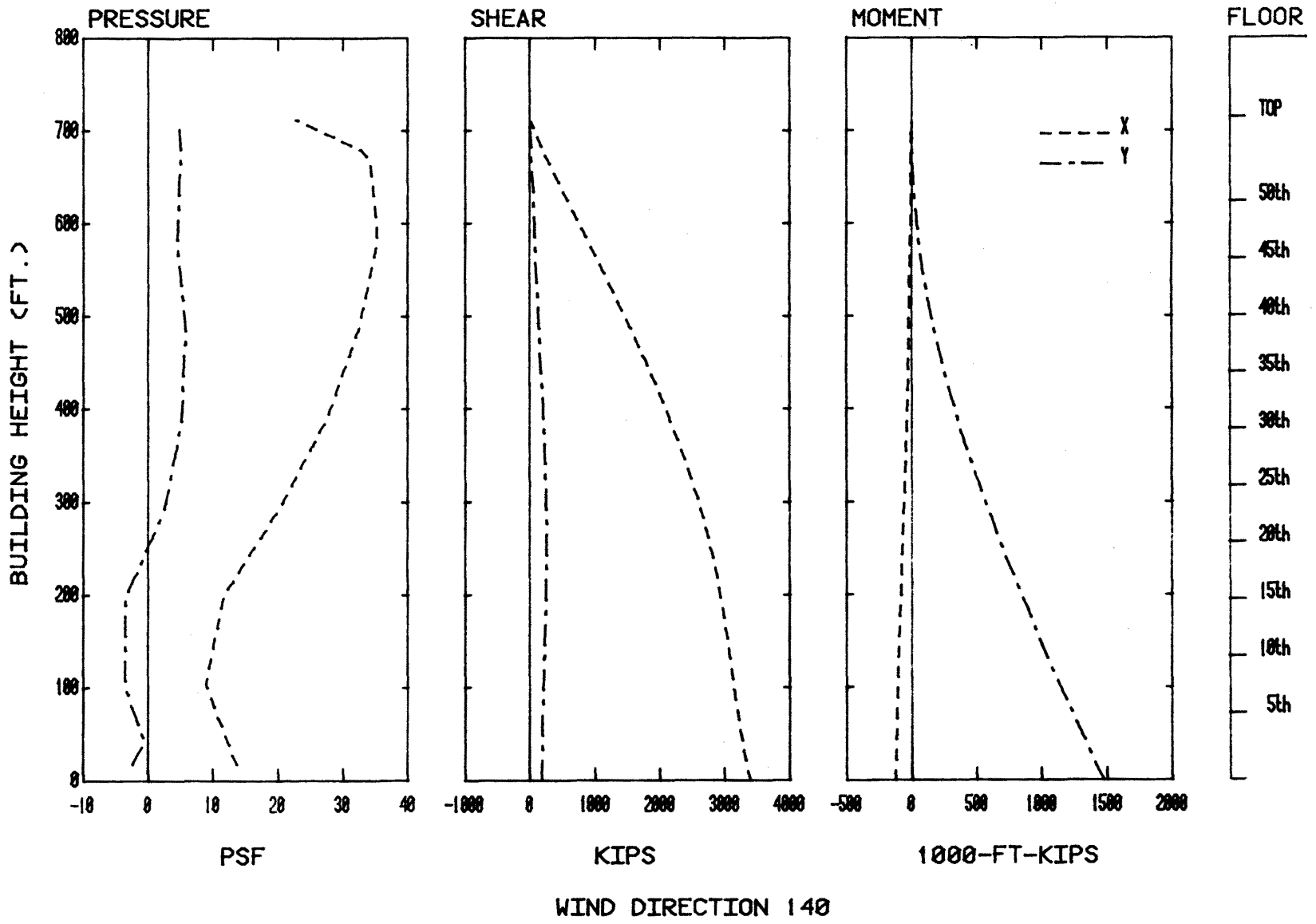

Figure 11. Load, Shear, and Moment Diagrams for Selected Wind Directions

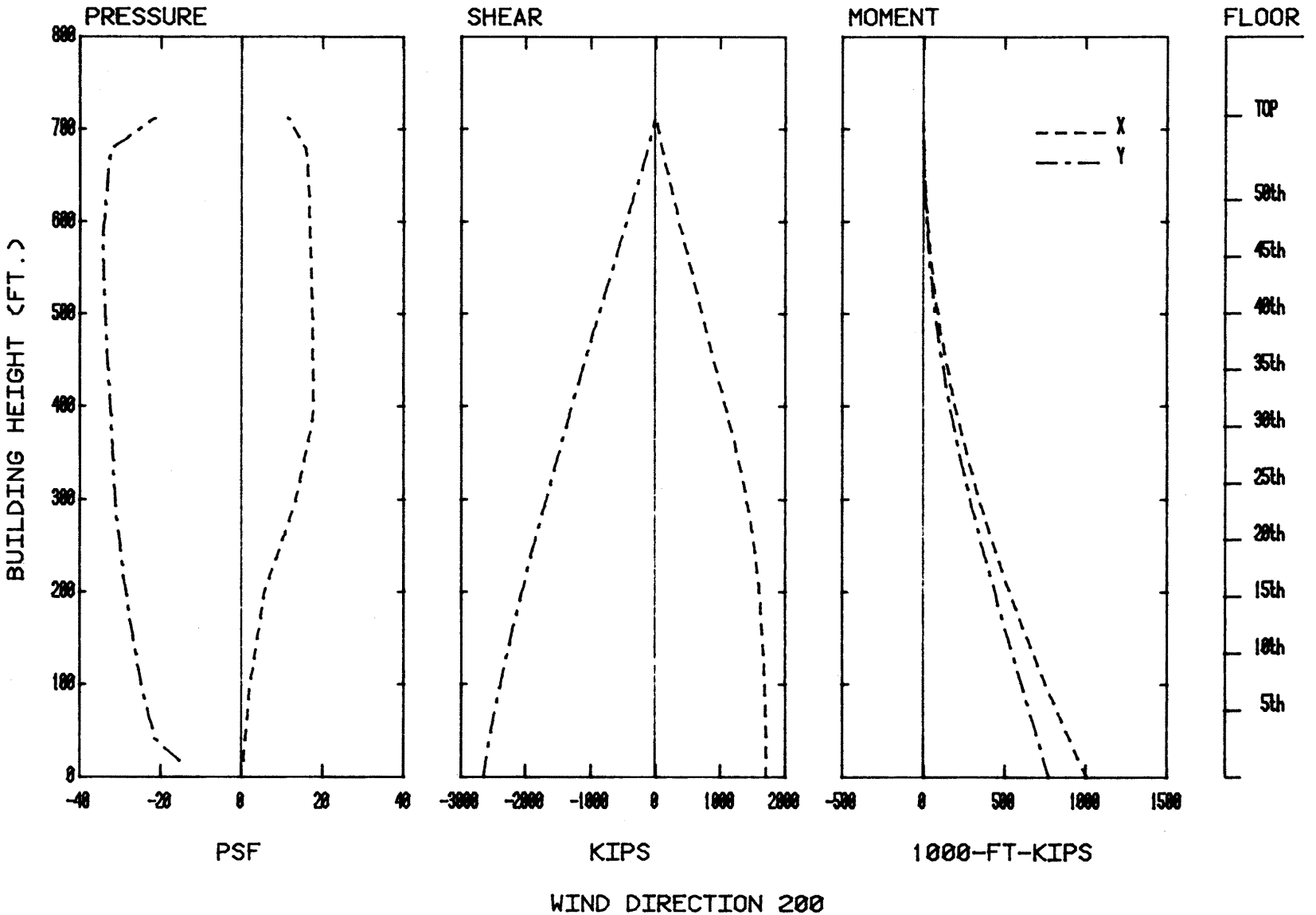

Figure 11. Load, Shear, and Moment Diagrams for Selected Wind Directions

TABLES

TABLE 1

MOTION PICTURE SCENE GUIDE

1. Introduction
2. Purposes for model testing
3. Procedures for conducting tests
4. Specific flow visualization scenes for Republic Plaza

High Pressure Areas

Run	Tap	Azimuth
1	207	150°
2	401	120°
3	407	330°
4	201	300°

High Pedestrian Wind Velocities

Run	Location No.	Azimuth
5	3-18	67.5°
6	3-14	157.5°

TABLE 2--PEDESTRIAN WIND VELOCITIES AND TURBULENCE INTENSITIES

REPUBLIC PLAZA, DENVER

LOCATION 1

WIND AZIMUTH	UMEAN/UINF (PERCENT)	URMS/UINF (PERCENT)	UMEAN+3*URMS/UINF (PERCENT)
0.00	19.8	6.1	38.1
22.50	17.1	4.6	30.8
45.00	29.7	12.1	66.2
67.50	52.9	11.2	86.4
90.00	65.0	9.7	94.1
112.50	60.1	10.8	92.6
135.00	51.6	12.6	89.5
157.50	29.8	9.5	58.2
180.00	32.8	9.8	62.4
202.50	30.3	10.9	63.0
225.00	42.5	16.2	91.0
247.50	34.6	10.6	66.3
270.00	43.8	9.6	72.6
292.50	43.8	9.1	71.0
315.00	41.0	8.5	66.6
337.50	33.3	11.1	66.6

LOCATION 2

WIND AZIMUTH	UMEAN/UINF (PERCENT)	URMS/UINF (PERCENT)	UMEAN+3*URMS/UINF (PERCENT)
0.00	23.3	9.3	51.3
22.50	26.2	12.5	63.5
45.00	30.1	17.0	81.0
67.50	43.2	19.2	100.9
90.00	20.3	9.8	49.7
112.50	18.8	6.9	39.6
135.00	21.6	10.5	53.0
157.50	41.8	18.6	97.7
180.00	31.5	14.5	75.0
202.50	34.2	14.5	77.7
225.00	29.7	12.5	67.3
247.50	56.8	16.8	107.3
270.00	62.5	13.5	103.1
292.50	39.5	16.6	89.2
315.00	52.2	17.7	105.4
337.50	35.2	10.7	67.3

LOCATION 3

WIND AZIMUTH	UMEAN/UINF (PERCENT)	URMS/UINF (PERCENT)	UMEAN+3*URMS/UINF (PERCENT)
0.00	48.1	13.5	88.4
22.50	62.2	14.7	106.3
45.00	70.6	15.1	116.1
67.50	78.0	14.8	122.5
90.00	49.7	11.7	84.7
112.50	45.4	13.3	85.2
135.00	62.2	21.8	127.5
157.50	78.6	23.3	148.7
180.00	52.4	14.4	95.7
202.50	69.4	18.2	124.0
225.00	66.6	11.2	100.1
247.50	55.9	15.3	101.7
270.00	40.6	15.0	85.7
292.50	57.9	18.7	114.0
315.00	36.8	10.5	68.3
337.50	32.8	6.3	51.8

LOCATION 4

WIND AZIMUTH	UMEAN/UINF (PERCENT)	URMS/UINF (PERCENT)	UMEAN+3*URMS/UINF (PERCENT)
0.00	38.8	9.1	66.1
22.50	40.4	9.7	69.4
45.00	44.6	12.2	81.0
67.50	61.3	14.0	103.2
90.00	25.3	7.8	48.7
112.50	43.2	10.6	75.0
135.00	53.5	12.7	91.7
157.50	50.7	10.7	82.7
180.00	51.5	8.7	77.6
202.50	46.1	9.5	74.7
225.00	52.0	9.5	80.4
247.50	52.3	13.7	93.5
270.00	31.4	10.8	63.9
292.50	53.3	20.5	114.9
315.00	21.6	5.6	38.3
337.50	35.9	7.9	59.7

TABLE 2--PEDESTRIAN WIND VELOCITIES AND TURBULENCE INTENSITIES

REPUBLIC PLAZA, DENVER

LOCATION 5

WIND AZIMUTH	UMEAN/UINF (PERCENT)	URMS/UINF (PERCENT)	UMEAN+3*URMS/UINF (PERCENT)
0.00	30.9	7.9	54.7
22.50	37.3	11.5	72.0
45.00	41.9	14.1	84.0
67.50	42.9	17.7	96.0
90.00	30.4	11.0	63.3
112.50	41.1	14.1	83.4
135.00	33.2	11.4	67.3
157.50	32.4	11.1	65.8
180.00	24.4	8.7	50.5
202.50	41.0	13.0	80.1
225.00	33.3	12.2	70.0
247.50	26.8	9.8	56.2
270.00	24.6	7.1	45.9
292.50	25.0	7.3	47.0
315.00	37.5	15.7	84.6
337.50	35.4	13.9	77.1

LOCATION 6

WIND AZIMUTH	UMEAN/UINF (PERCENT)	URMS/UINF (PERCENT)	UMEAN+3*URMS/UINF (PERCENT)
0.00	50.7	12.5	88.3
22.50	45.1	13.7	86.2
45.00	38.3	11.7	73.4
67.50	48.0	13.8	89.4
90.00	34.9	10.9	67.5
112.50	28.8	9.6	57.5
135.00	26.1	9.4	54.2
157.50	38.4	12.5	76.0
180.00	35.9	10.9	68.7
202.50	47.4	13.9	89.0
225.00	44.9	13.9	86.5
247.50	30.5	11.1	63.8
270.00	25.1	7.6	47.8
292.50	33.0	10.4	64.1
315.00	57.0	21.3	120.9
337.50	46.2	14.2	88.7

LOCATION 7

WIND AZIMUTH	UMEAN/UINF (PERCENT)	URMS/UINF (PERCENT)	UMEAN+3*URMS/UINF (PERCENT)
0.00	42.5	12.3	79.5
22.50	39.6	14.3	82.6
45.00	26.0	8.4	51.3
67.50	33.9	11.2	67.5
90.00	30.0	10.2	60.5
112.50	39.9	18.2	94.5
135.00	42.7	17.7	95.9
157.50	36.4	12.8	74.9
180.00	28.2	9.3	56.0
202.50	29.5	10.5	61.0
225.00	30.1	10.9	62.8
247.50	38.1	11.7	73.1
270.00	45.2	11.4	79.3
292.50	45.8	11.0	78.6
315.00	42.4	13.5	82.9
337.50	32.6	12.3	69.4

LOCATION 8

WIND AZIMUTH	UMEAN/UINF (PERCENT)	URMS/UINF (PERCENT)	UMEAN+3*URMS/UINF (PERCENT)
0.00	27.7	10.1	58.1
22.50	24.3	9.6	53.1
45.00	14.8	4.7	29.0
67.50	16.6	5.6	33.4
90.00	16.1	6.1	34.2
112.50	18.3	7.3	40.1
135.00	19.6	7.6	42.5
157.50	20.9	7.5	43.5
180.00	17.1	5.9	34.9
202.50	24.1	8.6	49.8
225.00	24.2	9.5	52.7
247.50	30.7	9.6	59.5
270.00	33.0	10.3	64.1
292.50	30.9	9.6	59.6
315.00	28.3	10.6	60.2
337.50	18.4	8.0	42.3

TABLE 2--PEDESTRIAN WIND VELOCITIES AND TURBULENCE INTENSITIES

REPUBLIC PLAZA, DENVER

LOCATION 9

WIND AZIMUTH	UMEAN/UINF (PERCENT)	URMS/UINF (PERCENT)	UMEAN+3*URMS/UINF (PERCENT)
0.00	22.8	6.4	41.9
22.50	27.3	8.6	53.1
45.00	22.7	7.3	44.6
67.50	20.4	6.9	41.1
90.00	29.3	9.9	58.9
112.50	38.0	14.2	80.5
135.00	52.6	18.2	107.1
157.50	39.2	16.2	87.8
180.00	24.6	10.1	54.9
202.50	37.2	10.9	69.8
225.00	29.0	12.5	66.6
247.50	30.1	11.4	64.4
270.00	28.8	8.6	54.5
292.50	28.4	7.6	51.2
315.00	21.8	7.0	42.7
337.50	16.8	5.5	33.3

LOCATION 10

WIND AZIMUTH	UMEAN/UINF (PERCENT)	URMS/UINF (PERCENT)	UMEAN+3*URMS/UINF (PERCENT)
0.00	20.8	6.1	39.2
22.50	25.9	8.6	51.7
45.00	28.3	10.3	59.2
67.50	23.5	7.0	44.7
90.00	20.4	4.7	34.6
112.50	20.4	5.2	35.9
135.00	22.7	6.0	40.6
157.50	24.9	8.7	51.1
180.00	23.2	8.2	47.7
202.50	20.3	5.3	36.1
225.00	21.9	6.6	41.7
247.50	25.0	8.9	51.7
270.00	24.3	8.1	48.6
292.50	24.8	8.4	50.1
315.00	24.3	7.7	47.2
337.50	23.3	8.2	48.0

LOCATION 11

WIND AZIMUTH	UMEAN/UINF (PERCENT)	URMS/UINF (PERCENT)	UMEAN+3*URMS/UINF (PERCENT)
0.00	21.0	6.4	40.3
22.50	24.1	8.1	48.3
45.00	20.1	5.7	37.1
67.50	18.6	4.9	33.4
90.00	19.1	4.7	33.1
112.50	26.6	7.1	47.8
135.00	39.3	9.2	66.8
157.50	33.4	9.7	62.4
180.00	19.3	4.8	33.8
202.50	26.5	6.0	44.4
225.00	21.1	6.7	41.3
247.50	24.1	9.2	51.8
270.00	22.7	8.3	47.5
292.50	29.0	9.6	57.8
315.00	26.9	10.0	56.9
337.50	18.7	5.6	35.6

LOCATION 12

WIND AZIMUTH	UMEAN/UINF (PERCENT)	URMS/UINF (PERCENT)	UMEAN+3*URMS/UINF (PERCENT)
0.00	24.4	7.2	46.0
22.50	22.4	6.3	41.2
45.00	22.7	6.4	41.8
67.50	35.3	11.1	68.4
90.00	39.7	10.1	70.0
112.50	37.0	9.6	65.8
135.00	39.7	12.1	76.0
157.50	41.1	11.8	76.6
180.00	40.6	12.6	78.4
202.50	35.5	12.4	72.6
225.00	31.1	8.5	56.5
247.50	41.8	8.6	67.8
270.00	41.6	8.6	67.4
292.50	43.2	10.7	75.2
315.00	45.3	14.1	87.5
337.50	21.9	6.3	40.7

TABLE 2--PEDESTRIAN WIND VELOCITIES AND TURBULENCE INTENSITIES

REPUBLIC PLAZA, DENVER

LOCATION 13

WIND AZIMUTH	UMEAN/UINF (PERCENT)	URMS/UINF (PERCENT)	UMEAN+3*URMS/UINF (PERCENT)
0.00	29.3	10.6	59.4
22.50	33.9	11.5	68.4
45.00	27.7	10.8	60.2
67.50	27.7	10.8	60.2
90.00	30.1	11.5	64.6
112.50	27.2	10.4	58.3
135.00	28.6	10.0	58.6
157.50	29.8	11.2	63.4
180.00	23.7	8.3	48.5
202.50	38.4	10.9	71.2
225.00	50.9	9.5	79.5
247.50	61.0	12.7	99.1
270.00	54.9	10.4	86.2
292.50	54.5	12.7	92.5
315.00	41.2	13.5	81.7
337.50	29.6	8.9	56.4

LOCATION 14

WIND AZIMUTH	UMEAN/UINF (PERCENT)	URMS/UINF (PERCENT)	UMEAN+3*URMS/UINF (PERCENT)
0.00	41.3	12.8	79.7
22.50	45.2	13.6	85.9
45.00	43.8	12.4	81.0
67.50	45.1	13.3	85.0
90.00	36.1	10.0	66.2
112.50	43.7	14.4	86.8
135.00	61.6	20.7	123.7
157.50	71.3	21.8	136.7
180.00	41.0	15.5	87.4
202.50	47.7	17.7	100.9
225.00	41.5	14.4	84.8
247.50	48.5	18.5	103.9
270.00	56.8	19.9	116.4
292.50	53.0	17.9	106.6
315.00	28.5	8.7	54.6
337.50	25.6	6.6	45.4

LOCATION 15

WIND AZIMUTH	UMEAN/UINF (PERCENT)	URMS/UINF (PERCENT)	UMEAN+3*URMS/UINF (PERCENT)
0.00	28.9	7.8	52.4
22.50	28.4	8.6	54.3
45.00	30.8	9.7	59.8
67.50	33.9	12.2	70.6
90.00	24.9	8.8	51.4
112.50	28.2	11.1	61.5
135.00	31.2	13.5	71.7
157.50	39.3	19.5	97.8
180.00	39.7	17.3	91.4
202.50	32.6	13.5	73.0
225.00	28.8	10.5	60.3
247.50	40.2	17.4	92.5
270.00	25.3	11.3	59.1
292.50	42.1	20.4	103.3
315.00	32.7	12.9	71.5
337.50	22.8	6.2	41.3

LOCATION 16

WIND AZIMUTH	UMEAN/UINF (PERCENT)	URMS/UINF (PERCENT)	UMEAN+3*URMS/UINF (PERCENT)
0.00	20.9	6.7	41.0
22.50	25.1	9.0	52.0
45.00	25.9	9.7	54.0
67.50	27.7	11.7	62.8
90.00	19.3	8.4	44.5
112.50	14.3	5.1	29.6
135.00	18.0	7.1	39.4
157.50	24.4	10.1	54.8
180.00	28.9	12.5	66.2
202.50	17.6	7.3	39.7
225.00	15.2	5.1	30.5
247.50	24.3	11.9	60.0
270.00	16.6	8.3	41.6
292.50	35.4	15.3	81.3
315.00	21.1	9.4	49.1
337.50	14.7	4.8	29.2

TABLE 2--PEDESTRIAN WIND VELOCITIES AND TURBULENCE INTENSITIES

REPUBLIC PLAZA, DENVER

* * GREATEST VALUES * *

UMEAN/UINF (PERCENT)

LOC	AZ	MEAN	RMS	M+3RMS
18	67.5	88.4	13.4	128.7
3	157.5	78.6	23.3	148.7
3	67.5	78.0	14.8	122.5
14	157.5	71.3	21.8	136.7
3	45.0	70.6	15.1	116.1
3	202.5	69.4	18.2	124.0
18	90.0	67.9	12.1	104.2
18	45.0	67.7	12.4	104.8
17	292.5	67.1	17.7	120.1
3	225.0	66.6	11.2	100.1

URMS/UINF (PERCENT)

LOC	AZ	MEAN	RMS	M+3RMS
3	157.5	78.6	23.3	148.7
14	157.5	71.3	21.8	136.7
3	135.0	62.2	21.8	127.5
6	315.0	57.0	21.3	120.9
14	135.0	61.6	20.7	123.7
4	292.5	53.3	20.5	114.9
15	292.5	42.1	20.4	103.3
17	270.0	44.6	20.4	105.8
14	270.0	56.8	19.9	116.4
15	157.5	39.3	19.5	97.8

UMEAN+3*RMS/UINF (PERCENT)

LOC	AZ	MEAN	RMS	M+3RMS
3	157.5	78.6	23.3	148.7
14	157.5	71.3	21.8	136.7
18	67.5	88.4	13.4	128.7
3	135.0	62.2	21.8	127.5
3	202.5	69.4	18.2	124.0
14	135.0	61.6	20.7	123.7
3	67.5	78.0	14.8	122.5
17	315.0	66.4	18.5	121.9
6	315.0	57.0	21.3	120.9
17	292.5	67.1	17.7	120.1

TABLE 3

PERCENTAGE FREQUENCY OF WIND DIRECTION AND SPEED

DENVER, COLORADO STAPLETON AIRFIELD

SEASON : ANNUAL NO. OF OBS.= 87672 HT. OF MEAS.= 72. FT.

VELOCITY LEVELS IN MPH

DIRECTION	0- 3	4- 7	8-12	13-18	19-24	25-31	32-38	39-46	47 +	TOTAL
N	.50	1.60	2.40	1.60	.40	.20	.03	.01	0.00	6.70
NNE	.40	1.60	2.00	1.30	.40	.10	.03	.01	0.00	5.90
NE	.70	1.50	1.60	.90	.20	.10	.03	0.00	0.00	4.90
ENE	.40	1.20	1.40	.90	.20	.10	.03	0.00	0.00	4.20
E	.50	1.30	1.60	.90	.20	0.00	.03	0.00	0.00	4.60
ESE	.40	1.20	1.20	.70	.10	0.00	.03	0.00	0.00	3.60
SE	.70	1.50	1.50	.80	.10	0.00	.03	.01	0.00	4.70
SSE	.50	1.50	1.60	.80	.30	.10	.03	.01	0.00	4.80
S	1.20	4.00	6.50	4.40	.70	.20	.03	.01	0.00	16.90
SSW	.80	3.40	6.20	4.70	.50	.10	.03	.01	0.00	15.60
SW	.80	1.80	1.80	.80	.20	0.00	.03	.01	0.00	5.50
WSW	.50	1.10	.90	.40	.10	.10	.03	0.00	0.00	3.10
W	.50	1.00	.90	.70	.30	.20	.03	.01	0.00	3.60
WNW	.40	1.00	1.00	1.00	.60	.30	.10	.01	0.00	4.50
NW	.90	1.70	1.70	1.30	.50	.20	.03	.01	0.00	6.30
NNW	.40	1.20	1.50	.80	.20	0.00	.03	0.00	0.00	4.20
CALM	1.00	0.00	0.00	0.00	0.00	0.00	0.00	0.00	0.00	1.00
TOT	10.60	26.70	33.80	21.90	4.90	1.70	.40	.10	0.00	100.00

TABLE 4

SUMMARY OF WIND EFFECTS ON PEOPLE

	Beaufort number	Speed (mph)	Effects
Calm, light air	0, 1	0- 3	Calm, no noticeable wind
Light breeze	2	4- 7	Wind felt on face
Gentle breeze	3	8-12	Wind extends light flag Hair is disturbed Clothing flaps
Moderate breeze	4	13-18	Raises dust, dry soil and loose paper Hair disarranged
Fresh breeze	5	19-24	Force of wind felt on body Drifting snow becomes airborne Limit of agreeable wind on land
Strong breeze	6	25-31	Umbrellas used with difficulty Hair blown straight Difficult to walk steadily Wind noise on ears unpleasant Windborne snow above head height (blizzard)
Near gale	7	32-38	Inconvenience felt when walking
Gale	8	39-46	Generally impedes progress Great difficulty with balance in gusts
Strong gale	9	47-54	People blown over by gusts

Note: Table from Reference 4, p. 40.

TABLE 5

CALCULATION OF REFERENCE PRESSURE

1. Basic wind speed from extreme value analysis of Denver fastest mile winds*:

   >100-yr fastest mile at 30 ft = 70 mph.

   Mean hourly wind speed, 30 ft = $\frac{70}{1.27}$ = 55.1 mph.

   Mean hourly gradient wind speed = $55.1 \left(\frac{1000}{30}\right)^{.17}$ = 100.0 mph

   Reference pressure at reference velocity location at 1250 ft = $0.86\ (0.00256)\ (100.0)^2$ = <u>22 psf</u>

2. Gust load factors to convert hourly mean integrated load to mean load for various gust durations (see section 4.4)

Duration, Sec	Gust Load Factor
10-15	$(1.4)^2$ = 1.96
30	$(1.32)^2$ = 1.74
45	$(1.28)^2$ = 1.64

*Analysis shown on attached drawing. Similar values will appear in the revised ANSI A58.1. Since 70 mph will be the lowest wind permitted in the revised ANSI A58.1, that value is used here.

TABLE 6A. PEAK LOADS FOR CONFIGURATION A : REPUBLIC PLAZA, DENVER
LARGEST VALUES OF CLADDING LOAD REFERENCE PRESSURE = 22.0 PSF

TAP	AZI-MUTH	PRESS COEFF	NEGATIVE PEAK (PSF)	POSITIVE PEAK (PSF)	TAP	AZI-MUTH	PRESS COEFF	NEGATIVE PEAK (PSF)	POSITIVE PEAK (PSF)	TAP	AZI-MUTH	PRESS COEFF	NEGATIVE PEAK (PSF)	POSITIVE PEAK (PSF)
1	260	-1.96	-43.2	5.2	129	40	-2.54	-55.9	17.7	177	190	.67	-8.7	14.8
2	140	-1.78	-39.2	9.4	130	40	-2.38	-52.3	21.8	178	310	.66	-13.4	14.5
3	350	-2.54	-55.9	5.5	131	30	-1.84	-40.5	22.6	179	210	-1.37	-30.2	15.6
4	260	-1.93	-42.4	10.0	132	40	-1.63	-35.9	21.9	180	210	-1.27	-27.9	13.4
5	350	-2.35	-51.6	13.9	133	230	-1.82	-40.1	25.2	181	210	-1.14	-25.1	14.1
6	330	-1.49	-32.9	3.3	134	230	-1.91	-42.0	24.0	201	300	-3.19	-70.2	20.7
7	340	-1.50	-33.0	13.2	135	240	-1.99	-43.7	23.8	202	300	-1.64	-36.1	17.1
8	130	-1.91	-41.9	5.7	136	50	-2.04	-45.0	24.0	203	130	-1.67	-36.7	15.7
9	130	-1.90	-41.7	10.2	137	40	-2.27	-50.0	14.1	204	130	-2.02	-44.3	16.0
10	150	-1.66	-36.5	-.1	138	40	-2.39	-52.6	14.6	205	40	-2.03	-44.7	16.1
11	330	-1.77	-38.8	3.7	139	40	-2.39	-52.6	16.8	206	140	-2.08	-45.7	17.0
12	310	-1.69	-37.2	11.2	140	40	-2.09	-46.0	15.8	207	150	-3.88	-85.4	20.5
13	330	-1.88	-41.3	4.9	141	50	-1.60	-35.2	18.7	208	300	-1.95	-42.9	24.6
14	180	-1.66	-36.5	6.4	142	220	-1.91	-42.0	21.2	209	130	-1.80	-39.6	24.4
15	100	-1.62	-35.7	8.6	143	230	-2.45	-53.8	20.2	210	300	-1.62	-35.6	24.9
16	190	-2.23	-49.1	9.7	144	230	-2.09	-45.9	21.4	211	140	-1.85	-40.7	24.7
17	90	-2.31	-50.9	8.1	145	230	-2.20	-48.5	23.2	212	150	-1.83	-40.3	25.1
18	190	-2.40	-52.8	8.8	146	40	-2.63	-57.8	5.9	213	150	-2.36	-52.0	25.3
19	50	-1.64	-36.1	11.5	147	50	-2.40	-52.8	9.4	214	150	-2.06	-45.2	22.8
20	90	-2.58	-56.7	10.3	148	40	-2.40	-52.9	6.4	215	140	-2.30	-50.6	24.3
101	30	-2.21	-48.5	23.3	149	40	-1.95	-42.8	12.2	216	140	-2.01	-44.3	24.1
102	210	-2.28	-50.1	21.3	150	30	-1.57	-34.5	12.9	217	130	-1.73	-38.0	25.2
103	190	-2.04	-44.9	18.5	151	220	-1.93	-42.6	10.8	218	150	-1.57	-34.6	23.1
104	50	-1.76	-38.6	15.8	152	210	-2.63	-57.9	13.3	219	150	-1.75	-38.5	24.9
105	50	-2.08	-45.8	16.3	153	220	-2.36	-51.9	21.8	220	320	-1.77	-39.0	23.9
106	50	-2.16	-47.6	15.7	154	220	-2.39	-52.5	23.3	221	310	-2.11	-46.4	24.6
107	50	-2.16	-47.5	16.6	155	40	-2.51	-55.2	3.9	222	130	-2.63	-57.9	22.4
108	50	-2.55	-56.0	14.1	156	40	-2.42	-53.2	2.8	223	130	-2.35	-51.8	24.7
109	60	-2.09	-46.0	16.7	157	60	-2.74	-60.4	3.1	224	310	-2.66	-58.5	24.4
110	30	-2.03	-44.6	28.5	158	50	-1.55	-34.1	11.1	225	130	-2.02	-44.5	25.3
111	30	-2.03	-44.7	24.7	159	50	-1.14	-25.1	14.2	226	150	-2.08	-45.8	23.0
112	30	-1.87	-41.1	26.4	160	190	-1.46	-32.2	10.9	227	130	-1.98	-43.5	24.0
113	40	-1.64	-36.2	28.6	161	180	-2.56	-56.4	12.5	228	320	-2.20	-48.5	24.1
114	50	-1.89	-41.6	27.4	162	180	-2.68	-59.0	19.3	229	300	-2.53	-55.6	23.2
115	40	-1.65	-36.3	28.3	163	190	-2.35	-51.7	20.1	230	300	-2.20	-48.4	21.6
116	240	-1.36	-30.0	25.9	164	60	-1.95	-42.9	1.1	231	310	-2.35	-51.6	23.9
117	50	-2.18	-48.0	23.6	165	50	-2.27	-50.0	1.8	232	140	-2.09	-46.0	23.7
118	50	-2.15	-47.3	25.1	166	60	-1.97	-43.4	5.1	233	140	-2.35	-51.8	24.9
119	30	-1.64	-36.0	24.0	167	70	-1.14	-25.2	5.8	234	120	-2.49	-54.7	22.1
120	30	-1.60	-35.1	20.1	168	70	-.83	-18.3	9.3	235	120	-2.70	-59.4	22.1
121	30	-2.00	-44.0	25.2	169	210	-1.14	-25.1	12.6	236	320	-2.21	-48.6	20.1
122	30	-2.06	-45.3	24.5	170	230	-1.57	-34.5	11.4	237	310	-2.81	-61.8	21.7
123	50	-1.62	-35.6	25.7	171	180	-2.72	-59.8	16.1	238	320	-1.73	-38.1	19.3
124	40	-1.39	-30.5	25.0	172	180	-2.26	-49.7	17.3	239	140	-1.91	-42.0	21.7
125	240	-1.84	-40.4	26.4	173	60	-1.75	-38.5	13.7	240	110	-2.47	-54.3	23.1
126	50	-1.88	-41.4	26.5	174	150	-2.02	-44.4	15.1	241	150	-2.52	-55.4	23.7
127	50	-1.97	-43.3	24.7	175	50	-1.19	-26.3	18.8	242	140	-1.95	-42.0	18.5
128	40	-2.29	-50.3	17.3	176	300	.83	-18.0	18.2	243	330	-2.26	-49.7	13.5

TABLE 6A. PEAK LOADS FOR CONFIGURATION A : REPUBLIC PLAZA, DENVER
LARGEST VALUES OF CLADDING LOAD REFERENCE PRESSURE = 22.0 PSF

TAP	AZI-MUTH	PRESS COEFF	NEGATIVE PEAK ---- PSF ----	POSITIVE PEAK ---- PSF ----
244	330	-2.14	-47.1	17.7
245	350	-1.91	-42.0	19.0
246	20	-1.37	-30.1	17.9
247	120	-2.21	-48.6	19.8
248	120	-2.43	-53.4	17.8
249	150	-2.10	-46.1	15.1
250	350	-1.42	-31.3	14.0
251	350	-2.47	-54.3	15.7
252	340	-1.88	-41.4	15.4
253	10	-1.31	-28.9	15.9
254	140	-1.05	-23.1	14.7
255	20	-1.87	-41.1	13.7
256	150	-1.59	-35.0	11.8
257	340	-1.63	-35.8	11.3
258	340	-1.26	-27.7	10.3
259	340	-1.33	-29.2	12.4
260	100	-1.29	-28.4	13.7
261	110	-.91	-19.9	14.9
262	80	-1.22	-26.7	10.9
263	70	-1.70	-37.4	10.6
264	80	-.75	-16.5	12.6
265	20	-.62	-13.7	12.2
266	20	-.65	-14.4	13.0
267	20	-.65	-14.2	13.2
268	20	-.63	-13.9	12.8
269	10	-1.72	-37.9	16.5
270	10	-1.82	-40.0	13.7
271	10	-1.48	-32.6	13.0
272	200	.80	-14.5	17.5
273	200	.74	-14.3	16.3
274	200	.69	-13.7	15.2
275	190	.72	-12.7	15.9
276	120	-1.06	-23.4	14.7
277	110	-1.03	-22.7	13.2
278	120	-1.00	-22.1	11.7
301	30	-2.05	-45.0	17.8
302	30	-2.99	-65.8	16.7
303	40	-2.00	-44.0	12.9
304	40	-2.51	-55.2	11.5
305	40	-2.19	-48.1	12.1
306	40	-1.83	-40.3	12.2
307	230	-2.15	-47.4	18.0
308	240	-2.43	-53.4	17.2
309	50	-2.00	-43.9	18.7
310	30	-1.84	-40.4	22.9
311	30	-1.73	-38.0	26.5
312	40	-1.49	-32.8	23.0
313	40	-1.69	-37.2	23.5
314	40	-1.73	-38.1	25.5
315	40	-1.67	-36.8	23.1
316	60	-1.61	-35.5	23.8
317	60	-1.91	-41.9	25.5
318	60	-1.88	-41.3	26.4
319	40	-2.14	-47.1	25.2
320	40	-1.79	-39.3	24.2
321	220	-1.90	-41.9	24.8
322	220	-2.00	-43.9	26.0
323	40	-1.84	-40.5	24.4
324	50	-1.85	-40.7	23.5
325	50	-1.85	-40.6	25.1
326	40	-2.65	-58.3	24.8
327	230	-1.80	-39.6	23.3
328	40	-2.06	-45.2	21.3
329	40	-2.16	-47.6	23.1
330	210	-2.04	-44.9	23.2
331	220	-1.88	-41.4	24.5
332	40	-1.76	-38.8	23.7
333	50	-2.04	-44.9	25.3
334	50	-1.99	-43.8	23.0
335	50	-2.00	-43.9	22.4
336	230	-1.78	-39.2	17.4
337	30	-2.12	-46.7	24.2
338	220	-2.06	-45.2	23.0
339	210	-2.10	-46.1	21.0
340	220	-1.91	-42.0	18.9
341	40	-1.71	-37.7	20.6
342	40	-2.25	-49.5	19.9
343	50	-2.62	-57.6	20.8
344	40	-1.91	-42.0	15.6
345	40	-2.10	-46.3	15.4
346	220	-2.05	-45.0	19.7
347	230	-2.75	-60.4	20.3
348	230	-2.13	-46.9	18.8
349	230	-1.95	-42.9	18.9
350	40	-1.77	-38.9	13.4
351	40	-1.75	-38.5	12.7
352	50	-2.12	-46.6	11.6
353	50	-2.36	-52.0	12.3
354	60	-2.12	-46.6	11.6
355	220	-2.07	-45.6	16.0
356	220	-2.14	-47.0	15.3
357	230	-2.30	-50.6	16.7
358	230	-1.97	-43.3	14.6
359	240	-1.66	-36.6	11.0
360	50	-1.68	-37.0	12.1
361	50	-2.24	-49.2	14.3
362	50	-2.47	-54.2	13.8
363	40	-2.35	-51.6	10.5
364	240	-2.18	-47.9	10.8
365	240	-2.64	-58.0	12.3
366	240	-2.40	-52.7	12.5
367	270	-1.23	-27.1	11.0
368	290	-1.21	-26.7	10.8
369	40	-1.48	-32.5	15.6
370	30	-2.30	-50.6	12.5
371	30	-2.70	-59.4	10.8
372	30	-2.47	-54.4	8.5
373	110	-.65	-14.3	6.4
374	270	-1.01	-22.3	18.0
375	270	-.97	-21.4	16.6
376	270	-.95	-20.9	16.0
377	150	.89	-15.7	19.7
378	280	-.88	-19.4	16.3
379	50	-.97	-21.4	17.4
401	120	-3.77	-82.9	22.5
402	120	-1.92	-42.2	18.2
403	120	-1.93	-42.4	16.7
404	130	-1.99	-43.7	18.9
405	140	-1.78	-39.2	16.8
406	330	-1.90	-41.9	20.6
407	330	-3.55	-78.1	22.4
408	120	-2.08	-45.8	25.2
409	120	-2.45	-53.8	25.9
410	320	-1.75	-38.5	22.9
411	130	-1.65	-36.4	23.9
412	320	-1.69	-37.2	25.5
413	330	-2.24	-49.3	26.0
414	340	-2.04	-45.0	24.9
415	310	-2.21	-48.7	23.9
416	310	-1.99	-43.7	24.2
417	120	-1.84	-40.5	26.7
418	130	-1.53	-33.7	23.8
419	330	-1.80	-39.6	24.6
420	330	-2.36	-52.0	25.1
421	140	-2.45	-53.8	28.5
422	310	-2.12	-46.7	19.5
423	120	-2.40	-52.8	23.0
424	120	-2.23	-49.0	24.5
425	310	-2.13	-46.8	25.0
426	140	-1.96	-43.0	22.5
427	330	-2.38	-52.4	24.5
428	140	-2.44	-53.6	24.9
429	120	-2.98	-65.6	24.1
430	120	-2.07	-45.6	24.0

TABLE 6A PEAK LOADS FOR CONFIGURATION A : REPUBLIC PLAZA, DENVER
LARGEST VALUES OF CLADDING LOAD REFERENCE PRESSURE = 22.0 PSF

TAP	AZI-MUTH	PRESS COEFF	NEGATIVE PEAK ---- PSF	POSITIVE PEAK ----
431	120	-2.32	-51.1	24.0
432	120	-2.33	-51.2	25.9
433	320	-2.68	-58.9	23.8
434	330	-2.03	-44.6	21.6
435	140	-2.58	-56.7	25.6
436	130	-2.06	-45.3	20.0
437	120	-2.57	-56.6	22.4
438	130	-1.70	-37.3	21.3
439	320	-1.98	-43.5	22.3
440	320	-2.13	-46.9	22.3
441	320	-2.18	-47.9	20.1
442	140	-1.84	-40.4	16.7
443	290	-1.65	-36.3	13.7
444	150	-1.84	-40.6	16.8
445	140	-1.85	-40.8	18.4
446	140	-1.50	-33.0	16.9
447	310	-1.59	-35.0	19.8
448	310	-2.12	-46.6	15.1
449	170	-2.60	-57.2	13.2
450	260	-2.04	-44.9	7.7
451	140	-2.70	-59.5	10.6
452	140	-2.25	-49.5	11.4
453	170	-1.58	-34.7	10.0
454	290	-1.62	-35.7	10.3
455	200	-2.09	-46.0	10.9
456	170	-1.86	-40.9	10.6
457	170	-2.11	-46.5	9.0
458	170	-1.33	-29.2	10.5
459	170	-1.68	-37.0	13.9
460	290	-1.52	-33.5	13.4
461	290	-1.53	-33.6	14.3
462	290	-2.25	-49.5	9.3
463	290	-2.50	-55.1	8.8
464	280	-1.35	-29.6	18.4
465	280	-1.08	-23.7	15.0
466	280	-1.09	-23.9	16.0
467	280	-1.02	-22.5	16.1
468	280	-1.07	-23.6	14.6
469	200	-1.84	-40.5	16.8
470	170	-1.27	-28.0	20.0
471	180	-1.58	-34.8	22.4
472	280	-1.46	-32.0	21.7
473	160	-1.07	-23.6	18.2
474	280	-1.06	-23.2	16.7
475	280	-.96	-21.1	16.3
476	290	-2.30	-50.5	13.3
477	300	-1.71	-37.7	12.6
478	300	-1.68	-36.9	10.3
601	10	-1.16	-25.4	12.6
602	20	-1.03	-22.7	10.5
603	270	-1.27	-28.0	22.3
604	350	-.82	-18.0	9.2
605	260	-1.15	-25.4	9.2
606	260	-1.43	-31.4	6.7
607	10	-.43	-9.4	5.2
608	160	-.71	-15.6	5.9
609	0	-.91	-19.9	7.2
610	30	-.63	-13.8	6.6
611	140	-.50	-11.0	7.2
612	10	-.70	-15.3	7.1
613	140	-.67	-14.7	7.8
614	60	-1.28	-28.1	9.7
615	140	-.86	-19.0	15.2
616	30	-1.61	-35.4	9.4
617	70	-1.21	-26.7	11.1
618	50	-1.27	-27.9	17.5
619	40	-.83	-18.2	10.4
620	10	-.81	-17.9	10.7
621	20	-.86	-18.9	16.1
622	110	-2.83	-62.2	17.2
623	120	-.73	-16.1	15.0
624	40	-1.09	-24.0	12.1
625	20	-.96	-21.1	19.0
626	80	-.88	-19.3	12.6
627	80	-.91	-20.0	8.9
628	130	-.70	-15.4	12.2
629	140	-.64	-14.1	7.7
630	170	-.74	-16.3	9.0
631	50	-.81	-17.8	8.8
632	350	-.81	-17.9	11.1
633	140	-.61	-13.4	8.2
634	150	-.80	-17.5	8.3
635	110	-.47	-10.3	6.7
636	60	-.62	-13.7	13.3
637	40	-.66	-14.5	9.9
638	10	-.99	-21.8	9.0
639	170	.69	-13.4	15.2
640	160	.59	-10.7	13.0
641	40	-.84	-18.5	10.6
642	290	-1.38	-30.3	17.7
643	70	-.97	-21.4	8.6
644	260	-2.13	-47.0	14.8
645	10	-.88	-19.4	15.0
646	300	-.95	-20.9	18.9
647	10	-1.34	-29.5	17.0
648	300	-1.60	-35.1	5.8
649	270	-1.14	-25.1	11.1
650	30	-.80	-17.7	10.5
651	120	-1.22	-26.8	14.0
652	140	1.20	-16.1	26.4
653	40	-.90	-19.9	16.5
701	150	-.90	-19.9	6.2
702	290	-1.17	-25.7	17.2
703	290	-.95	-20.9	6.2
704	290	-1.58	-34.8	4.9
705	290	-1.56	-34.4	11.0
706	50	-1.89	-41.6	13.2
707	260	-1.60	-35.3	18.5
708	160	-1.12	-24.7	15.9
709	270	-1.18	-25.9	8.8
710	200	-1.52	-33.5	26.8
711	300	1.02	-21.7	22.4
712	290	1.49	-22.5	32.7
713	160	-2.42	-53.3	24.9
714	260	-.72	-15.9	11.3
715	290	-1.23	-27.1	5.4
716	260	-.78	-17.2	8.0
717	140	1.16	-16.3	25.6
718	140	-1.30	-28.6	7.3
719	270	-1.25	-27.5	10.5
720	300	-1.00	-22.1	16.8
721	140	.72	-11.7	15.7
722	0	-.72	-15.9	12.3
723	140	.63	-12.6	13.8
724	140	.65	-12.3	14.2
725	50	-.64	-14.1	10.7
726	250	-.88	-19.3	4.5
727	270	-1.05	-23.1	4.7
728	260	-1.49	-32.8	9.9
729	240	-.67	-14.7	5.8
730	260	-.79	-17.4	6.9
731	270	-1.05	-23.0	20.8
732	170	-1.64	-36.0	26.3

TABLE 6A. PEAK LOADS FOR CONFIGURATION A : REPUBLIC PLAZA, DENVER
LARGEST VALUES OF CLADDING LOAD REFERENCE PRESSURE = 22.0 PSF

* * 15 GREATEST PRESSURE COEFFICIENT MAGNITUDES * *

TAP	AZI-MUTH	PRESS COEFF	NEGATIVE PEAK	POSITIVE PEAK
			---- PSF	----
207	150	-3.88	-85.4	20.5
401	120	-3.77	-82.9	22.5
407	330	-3.55	-78.1	22.4
201	300	-3.19	-70.2	20.7
302	30	-2.99	-65.8	16.7
429	120	-2.98	-65.6	24.1
622	110	-2.83	-62.2	17.2
237	310	-2.81	-61.8	21.7
347	230	-2.75	-60.4	20.3
157	60	-2.74	-60.4	3.1
171	180	-2.72	-59.8	16.1
451	140	-2.70	-59.5	10.6
371	30	-2.70	-59.4	10.8
235	120	-2.70	-59.4	22.1
162	180	-2.68	-59.0	19.3

TABLE 6A. PEAK LOADS FOR CONFIGURATION B : REPUBLIC PLAZA, DENVER
LARGEST VALUES OF CLADDING LOAD REFERENCE PRESSURE = 22.0 PSF

TAP	AZI-MUTH	PRESS COEFF	NEGATIVE PEAK ---- PSF ----	POSITIVE PEAK ---- PSF ----	TAP	AZI-MUTH	PRESS COEFF	NEGATIVE PEAK ---- PSF ----	POSITIVE PEAK ---- PSF ----	TAP	AZI-MUTH	PRESS COEFF	NEGATIVE PEAK ---- PSF ----	POSITIVE PEAK ---- PSF ----
201	302	-2.99	-65.8	3.7	237	318	-2.61	-57.5	10.7	302	34	-2.87	-63.2	16.9
207	148	-3.43	-75.4	5.7										

TABLE 6A. PEAK LOADS FOR CONFIGURATION B : REPUBLIC PLAZA, DENVER
LARGEST VALUES OF CLADDING LOAD REFERENCE PRESSURE = 22.0 PSF

* * 4 GREATEST PRESSURE COEFFICIENT MAGNITUDES * *

TAP	AZI-MUTH	PRESS COEFF	NEGATIVE PEAK ---- PSF	POSITIVE PEAK ----
207	148	-3.43	-75.4	5.7
201	302	-2.99	-65.8	3.7
302	34	-2.87	-63.2	16.9
237	318	-2.61	-57.5	10.7

TABLE 6A. PEAK LOADS FOR CONFIGURATION C : REPUBLIC PLAZA, DENVER
LARGEST VALUES OF CLADDING LOAD REFERENCE PRESSURE = 22.0 PSF

TAP	AZI-MUTH	PRESS COEFF	NEGATIVE PEAK ---- PSF ----	POSITIVE PEAK ---- PSF ----	TAP	AZI-MUTH	PRESS COEFF	NEGATIVE PEAK ---- PSF ----	POSITIVE PEAK ---- PSF ----	TAP	AZI-MUTH	PRESS COEFF	NEGATIVE PEAK ---- PSF ----	POSITIVE PEAK ---- PSF ----
401	120	-3.94	-86.6	16.8	429	122	-2.64	-58.0	16.0	622	114	-2.29	-50.4	13.7
407	328	-3.29	-72.4	10.3										

TABLE 6A. PEAK LOADS FOR CONFIGURATION C : REPUBLIC PLAZA, DENVER
LARGEST VALUES OF CLADDING LOAD REFERENCE PRESSURE = 22.0 PSF

* * 4 GREATEST PRESSURE COEFFICIENT MAGNITUDES * *

TAP	AZI-MUTH	PRESS COEFF	NEGATIVE PEAK	POSITIVE PEAK
			---- PSF	----
401	120	-3.94	-86.6	16.8
407	328	-3.29	-72.4	10.3
429	122	-2.64	-58.0	16.0
622	114	-2.29	-50.4	13.7

TABLE 7 REPUBLIC PLAZA DENVER
PROJECT 7760 CONFIGURATION A
SCALE = 400 REF PRESSURE = 22.0
GUST FACTOR = 1.32 STANDARD FLOOR HEIGHT = 12.25
NUMBER OF SIDES = 4 NO OF FLOORS = 57

SIDE	ANGLE	Z-AXIS
1	0.0	3.075
2	90.0	1.875
3	180.0	3.075
4	270.0	1.875

FLOOR #	LABEL	HEIGHT-FT
1	GRND	36.00
2	2ND	12.25
3	3RD	12.25
4	4TH	12.25
5	5TH	12.25
6	6TH	12.25
7	7TH	12.25
8	8TH	12.25
9	9TH	12.25
10	10TH	12.25
11	11TH	12.25
12	12TH	12.25
13	13TH	12.25
14	14TH	12.25
15	15TH	12.25
16	16TH	12.25
17	17TH	12.25
18	18TH	12.25
19	19TH	12.25
20	20TH	12.25
21	21ST	12.25
22	22ND	12.25
23	23RD	12.25
24	24TH	12.25
25	25TH	12.25
26	26TH	12.25
27	27TH	12.25
28	28TH	12.25
29	29TH	12.25
30	30TH	12.25
31	31ST	12.25
32	32ND	12.25
33	33RD	12.25
34	34TH	12.25
35	35TH	12.25
36	36TH	12.25
37	37TH	12.25
38	38TH	12.25
39	39TH	12.25
40	40TH	12.25
41	41ST	12.25
42	42ND	12.25
43	43RD	12.25
44	44TH	12.25
45	45TH	12.25
46	46TH	12.25
47	47TH	12.25
48	48TH	12.25
49	49TH	12.25
50	50TH	12.25
51	51ST	12.25
52	52ND	12.25
53	53RD	12.25
54	54TH	12.25
55	55TH	12.25
56	56TH	12.25
57	PARA	5.25

TABLE 7. SHEAR AND MOMENT DIAGRAMS : REPUBLIC PLAZA, DENVER
WIND DIRECTION 0 CONFIGURATION A REFERENCE PRESSURE 22.0 PSF GUST FACTOR 1.32
ECCENTRICITIES BASED ON 63 FT IN THE X DIRECTION AND 103 FT IN THE Y DIRECTION

FLOOR	HEIGHT	FORCE (KIPS) X	FORCE (KIPS) Y	AREA (SQ FT) X	AREA (SQ FT) Y	PRESSURE (PSF) X	PRESSURE (PSF) Y	ECCEN (%) X	ECCEN (%) Y	SHEAR (KIPS) X	SHEAR (KIPS) Y	MOMENT (1000-FT-KIPS) X	MOMENT (1000-FT-KIPS) Y	MOMENT (1000-FT-KIPS) Z
GRND	0.00									-1972.1	1775.6	-744.5	-876.8	-5.7
2ND	36.00	-3.5	29.0	7380	4500	-.5	6.4	-39	3	-1968.6	1746.6	-681.1	-805.9	-5.0
3RD	48.25	-5.6	8.7	2511	1531	-2.2	5.7	-33	13	-1963.0	1737.9	-659.7	-781.8	-4.7
4TH	60.50	-7.9	9.5	2511	1531	-3.1	6.2	-28	14	-1955.2	1728.4	-638.5	-757.8	-4.4
5TH	72.75	-10.1	10.2	2511	1531	-4.0	6.6	-23	14	-1945.0	1718.3	-617.4	-733.9	-4.1
6TH	85.00	-12.4	10.9	2511	1531	-4.9	7.1	-20	14	-1932.7	1707.4	-596.4	-710.1	-3.8
7TH	97.25	-14.6	11.6	2511	1531	-5.8	7.6	-18	14	-1918.0	1695.8	-575.6	-686.6	-3.5
8TH	109.50	-16.9	12.6	2511	1531	-6.7	8.2	-17	14	-1901.1	1683.2	-554.9	-663.2	-3.1
9TH	121.75	-18.3	14.5	2511	1531	-7.3	9.4	-14	10	-1882.8	1668.8	-534.3	-640.0	-2.8
10TH	134.00	-19.7	16.3	2511	1531	-7.9	10.7	-11	8	-1863.1	1652.4	-514.0	-617.0	-2.5
11TH	146.25	-21.2	18.2	2511	1531	-8.4	11.9	-8	6	-1842.0	1634.2	-493.9	-594.4	-2.3
12TH	158.50	-22.6	20.1	2511	1531	-9.0	13.1	-5	4	-1819.4	1614.1	-474.0	-571.9	-2.2
13TH	170.75	-24.0	22.0	2511	1531	-9.6	14.3	-3	2	-1795.4	1592.1	-454.3	-549.8	-2.1
14TH	183.00	-25.4	23.8	2511	1531	-10.1	15.6	-1	1	-1769.9	1568.3	-435.0	-527.9	-2.0
15TH	195.25	-26.9	25.7	2511	1531	-10.7	16.8	0	-0	-1743.1	1542.6	-415.9	-506.4	-2.0
16TH	207.50	-28.1	27.2	2511	1531	-11.2	17.7	2	-1	-1715.0	1515.4	-397.2	-485.3	-2.1
17TH	219.75	-28.1	28.0	2511	1531	-11.2	18.3	3	-2	-1686.8	1487.4	-378.8	-464.4	-2.2
18TH	232.00	-28.2	28.7	2511	1531	-11.2	18.8	4	-2	-1658.7	1458.7	-360.8	-443.9	-2.4
19TH	244.25	-28.2	29.5	2511	1531	-11.2	19.3	5	-3	-1630.5	1429.2	-343.1	-423.8	-2.6
20TH	256.50	-28.2	30.3	2511	1531	-11.2	19.8	6	-4	-1602.3	1398.9	-325.7	-404.0	-2.8
21ST	268.75	-28.2	31.1	2511	1531	-11.2	20.3	7	-4	-1574.1	1367.9	-308.8	-384.5	-3.0
22ND	281.00	-29.2	31.8	2511	1531	-11.2	20.8	8	-5	-1545.9	1336.0	-292.2	-365.4	-3.3
23RD	293.25	-28.2	32.6	2511	1531	-11.2	21.3	10	-5	-1517.7	1303.4	-276.1	-346.6	-3.7
24TH	305.50	-28.7	33.3	2511	1531	-11.4	21.7	10	-5	-1489.0	1270.2	-260.3	-328.2	-4.0
25TH	317.75	-29.9	33.8	2511	1531	-11.9	22.1	8	-4	-1459.1	1236.4	-245.0	-310.2	-4.3
26TH	330.00	-31.2	34.4	2511	1531	-12.4	22.5	6	-3	-1427.9	1201.9	-230.0	-292.5	-4.6
		-32.5	35.0	2511	1531	-12.9	22.9	5	-3					

TABLE 7. SHEAR AND MOMENT DIAGRAMS : REPUBLIC PLAZA, DENVER
WIND DIRECTION 0 CONFIGURATION A REFERENCE PRESSURE 22.0 PSF GUST FACTOR 1.32
ECCENTRICITIES BASED ON 63 FT IN THE X DIRECTION AND 103 FT IN THE Y DIRECTION

FLOOR	HEIGHT	FORCE (KIPS) X	FORCE (KIPS) Y	AREA (SQ FT) X	AREA (SQ FT) Y	PRESSURE (PSF) X	PRESSURE (PSF) Y	ECCEN (%) X	ECCEN (%) Y	SHEAR (KIPS) X	SHEAR (KIPS) Y	MOMENT (1000-FT-KIPS) X	MOMENT (1000-FT-KIPS) Y	MOMENT (1000-FT-KIPS) Z
27TH	342.25									-1395.4	1167.0	-215.5	-275.2	-4.8
		-33.7	35.6	2511	1531	-13.4	23.2	3	-2					
28TH	354.50									-1361.7	1131.4	-201.4	-258.3	-4.9
		-35.0	36.2	2511	1531	-13.9	23.6	2	-1					
29TH	366.75									-1326.7	1095.2	-187.8	-241.8	-5.0
		-36.2	36.7	2511	1531	-14.4	24.0	1	-1					
30TH	379.00									-1290.5	1058.5	-174.6	-225.8	-5.1
		-37.5	37.3	2511	1531	-14.9	24.4	-0	0					
31ST	391.25									-1253.0	1021.2	-161.9	-210.2	-5.0
		-38.6	37.7	2511	1531	-15.4	24.6	-1	1					
32ND	403.50									-1214.5	983.5	-149.6	-195.1	-5.0
		-39.5	38.0	2511	1531	-15.7	24.8	-1	1					
33RD	415.75									-1175.0	945.4	-137.8	-180.5	-4.9
		-40.4	38.4	2511	1531	-16.1	25.1	-2	1					
34TH	428.00									-1134.6	907.1	-126.4	-166.3	-4.8
		-41.3	38.7	2511	1531	-16.5	25.3	-2	1					
35TH	440.25									-1093.2	868.4	-115.6	-152.7	-4.7
		-42.3	39.0	2511	1531	-16.8	25.5	-3	2					
36TH	452.50									-1051.0	829.3	-105.2	-139.6	-4.6
		-43.2	39.4	2511	1531	-17.2	25.7	-3	2					
37TH	464.75									-1007.8	789.9	-95.2	-127.0	-4.4
		-44.1	39.7	2511	1531	-17.6	25.9	-3	2					
38TH	477.00									-963.7	750.2	-85.8	-114.9	-4.3
		-45.0	40.0	2511	1531	-17.9	26.1	-3	2					
39TH	489.25									-918.6	710.2	-76.9	-103.3	-4.1
		-45.9	40.2	2511	1531	-18.3	26.2	-4	3					
40TH	501.50									-872.7	670.0	-68.4	-92.4	-3.8
		-46.8	40.3	2511	1531	-18.7	26.3	-4	3					
41ST	513.75									-825.9	629.7	-60.4	-82.0	-3.6
		-47.7	40.4	2511	1531	-19.0	26.4	-4	3					
42ND	526.00									-778.1	589.3	-53.0	-72.1	-3.4
		-48.6	40.6	2511	1531	-19.4	26.5	-4	3					
43RD	538.25									-729.5	548.7	-46.0	-62.9	-3.1
		-49.5	40.7	2511	1531	-19.7	26.6	-4	3					
44TH	550.50									-679.9	508.0	-39.5	-54.3	-2.9
		-50.5	40.8	2511	1531	-20.1	26.7	-4	3					
45TH	562.75									-629.5	467.2	-33.6	-46.3	-2.6
		-51.4	41.0	2511	1531	-20.5	26.8	-4	3					
46TH	575.00									-578.1	426.2	-28.1	-38.9	-2.3
		-52.3	41.0	2511	1531	-20.8	26.8	-4	3					
47TH	587.25									-525.9	385.2	-23.1	-32.1	-2.0
		-52.6	40.7	2511	1531	-21.0	26.6	-4	3					
48TH	599.50									-473.2	344.5	-18.6	-26.0	-1.7
		-52.9	40.3	2511	1531	-21.1	26.3	-4	3					
49TH	611.75									-420.4	304.2	-14.7	-20.5	-1.5
		-53.1	39.9	2511	1531	-21.2	26.1	-4	3					
50TH	624.00									-367.2	264.3	-11.2	-15.7	-1.2
		-53.4	39.5	2511	1531	-21.3	25.8	-4	3					
51ST	636.25									-313.8	224.8	-8.2	-11.5	-.9
		-53.7	39.2	2511	1531	-21.4	25.6	-4	3					
52ND	648.50									-260.1	185.6	-5.7	-8.0	-.7
		-53.9	38.8	2511	1531	-21.5	25.3	-3	3					
53RD	660.75									-206.2	146.8	-3.6	-5.1	-.4

54TH	673.00	-54.2	38.4	2511	1531	-21.6	25.1	-3	3	-152.0	108.4	-2.1	-2.9	-.2
55TH	685.25	-52.2	37.7	2511	1531	-20.8	24.6	-3	2	-99.9	70.7	-1.0	-1.4	-.0
56TH	697.50	-45.7	32.7	2511	1531	-18.2	21.4	-1	1	-54.1	38.0	-.3	-.5	.1
PARA	709.75	-39.3	27.7	2511	1531	-15.6	18.1	1	-0	-14.9	10.3	-.0	-.0	.0
TOP	715.00	-14.9	10.3	1076	656	-13.8	15.7	2	-2	0.0	0.0	0.0	0.0	0.0

TABLE 7. SHEAR AND MOMENT DIAGRAMS : REPUBLIC PLAZA, DENVER
WIND DIRECTION 10 CONFIGURATION A REFERENCE PRESSURE 22.0 PSF GUST FACTOR 1.32
ECCENTRICITIES BASED ON 63 FT IN THE X DIRECTION AND 103 FT IN THE Y DIRECTION

FLOOR	HEIGHT	FORCE (KIPS) X	FORCE (KIPS) Y	AREA (SQ FT) X	AREA (SQ FT) Y	PRESSURE (PSF) X	PRESSURE (PSF) Y	ECCEN (%) X	ECCEN (%) Y	SHEAR (KIPS) X	SHEAR (KIPS) Y	MOMENT (1000-FT-KIPS) X	MOMENT (1000-FT-KIPS) Y	MOMENT (1000-FT-KIPS) Z
GRND	0.00									-1681.7	2346.7	-959.2	-676.6	9.7
		-12.5	44.3	7380	4500	-1.7	9.8	-26	4					
2ND	36.00									-1669.2	2302.4	-875.5	-616.2	10.4
		-10.6	20.2	2511	1531	-4.2	13.2	-21	7					
3RD	48.25									-1658.7	2282.2	-847.4	-595.9	10.8
		-13.8	20.1	2511	1531	-5.5	13.1	-21	9					
4TH	60.50									-1644.9	2262.1	-819.6	-575.6	11.2
		-17.0	20.1	2511	1531	-6.8	13.1	-21	11					
5TH	72.75									-1628.0	2242.0	-792.0	-555.6	11.6
		-20.2	20.0	2511	1531	-8.0	13.1	-20	12					
6TH	85.00									-1607.8	2222.0	-764.6	-535.8	12.1
		-23.4	20.0	2511	1531	-9.3	13.0	-19	13					
7TH	97.25									-1584.4	2202.0	-737.5	-516.2	12.7
		-26.6	20.4	2511	1531	-10.6	13.4	-18	14					
8TH	109.50									-1557.9	2181.6	-710.7	-497.0	13.3
		-26.9	22.3	2511	1531	-10.7	14.6	-15	11					
9TH	121.75									-1531.0	2159.3	-684.1	-478.0	13.8
		-27.3	24.2	2511	1531	-10.9	15.8	-13	9					
10TH	134.00									-1503.6	2135.1	-657.8	-459.5	14.2
		-27.7	26.1	2511	1531	-11.0	17.0	-10	6					
11TH	146.25									-1475.9	2109.0	-631.8	-441.2	14.6
		-28.1	27.9	2511	1531	-11.2	18.2	-7	4					
12TH	158.50									-1447.8	2081.1	-606.1	-423.3	14.8
		-28.5	29.8	2511	1531	-11.3	19.5	-5	3					
13TH	170.75									-1419.3	2051.3	-580.8	-405.7	15.0
		-28.9	31.7	2511	1531	-11.5	20.7	-2	1					
14TH	183.00									-1390.4	2019.7	-555.9	-388.5	15.1
		-29.3	33.5	2511	1531	-11.7	21.9	0	-0					
15TH	195.25									-1361.2	1986.1	-531.4	-371.7	15.1
		-29.6	35.2	2511	1531	-11.8	23.0	3	-1					
16TH	207.50									-1331.6	1950.9	-507.2	-355.2	15.0
		-29.3	36.5	2511	1531	-11.7	23.8	4	-2					
17TH	219.75									-1302.3	1914.4	-483.6	-339.1	14.8
		-28.9	37.8	2511	1531	-11.5	24.7	6	-3					
18TH	232.00									-1273.4	1876.6	-460.3	-323.3	14.6
		-28.6	39.1	2511	1531	-11.4	25.6	8	-4					
19TH	244.25									-1244.8	1837.5	-437.6	-307.9	14.3
		-28.3	40.5	2511	1531	-11.3	26.4	10	-4					
20TH	256.50									-1216.4	1797.0	-415.3	-292.8	13.9
		-28.0	41.8	2511	1531	-11.1	27.3	11	-5					
21ST	268.75									-1188.5	1755.3	-393.6	-278.0	13.5
		-27.7	43.1	2511	1531	-11.0	28.1	13	-5					
22ND	281.00									-1160.8	1712.2	-372.3	-263.7	13.0
		-27.4	44.4	2511	1531	-10.9	29.0	14	-5					
23RD	293.25									-1133.4	1667.7	-351.6	-249.6	12.4
		-27.3	45.1	2511	1531	-10.9	29.5	15	-6					
24TH	305.50									-1106.1	1622.6	-331.5	-235.9	11.8
		-27.8	45.5	2511	1531	-11.1	29.7	15	-6					
25TH	317.75									-1078.3	1577.1	-311.9	-222.5	11.3
		-28.2	45.9	2511	1531	-11.2	30.0	14	-5					
26TH	330.00									-1050.1	1531.2	-292.8	-209.5	10.7
		-28.7	46.3	2511	1531	-11.4	30.2	14	-5					

TABLE 7. SHEAR AND MOMENT DIAGRAMS : REPUBLIC PLAZA, DENVER
WIND DIRECTION 10 CONFIGURATION A REFERENCE PRESSURE 22.0 PSF GUST FACTOR 1.32
ECCENTRICITIES BASED ON 63 FT IN THE X DIRECTION AND 103 FT IN THE Y DIRECTION

FLOOR	HEIGHT	FORCE (KIPS) X	FORCE (KIPS) Y	AREA (SQ FT) X	AREA (SQ FT) Y	PRESSURE (PSF) X	PRESSURE (PSF) Y	ECCEN (%) X	ECCEN (%) Y	SHEAR (KIPS) X	SHEAR (KIPS) Y	MOMENT (1000-FT-KIPS) X	MOMENT (1000-FT-KIPS) Y	MOMENT (1000-FT-KIPS) Z
27TH	342.25									-1021.5	1484.9	-274.4	-196.8	10.2
		-29.1	46.7	2511	1531	-11.6	30.5	13	-5					
28TH	354.50									-992.4	1438.2	-256.5	-184.4	9.6
		-29.6	47.0	2511	1531	-11.8	30.7	13	-5					
29TH	366.75									-962.8	1391.2	-239.1	-172.5	9.1
		-30.0	47.4	2511	1531	-12.0	31.0	12	-5					
30TH	379.00									-932.8	1343.8	-222.4	-160.9	8.6
		-30.5	47.8	2511	1531	-12.1	31.2	12	-5					
31ST	391.25									-902.3	1296.0	-206.2	-149.6	8.1
		-30.8	48.1	2511	1531	-12.3	31.4	11	-4					
32ND	403.50									-871.5	1247.8	-190.6	-138.8	7.6
		-31.0	48.5	2511	1531	-12.3	31.7	11	-4					
33RD	415.75									-840.6	1199.4	-175.6	-128.3	7.2
		-31.1	48.8	2511	1531	-12.4	31.9	10	-4					
34TH	428.00									-809.4	1150.6	-161.3	-118.2	6.8
		-31.3	49.1	2511	1531	-12.5	32.1	10	-4					
35TH	440.25									-778.1	1101.4	-147.5	-108.4	6.3
		-31.5	49.5	2511	1531	-12.5	32.3	9	-4					
36TH	452.50									-746.6	1051.9	-134.3	-99.1	5.9
		-31.7	49.8	2511	1531	-12.6	32.5	9	-3					
37TH	464.75									-715.0	1002.1	-121.7	-90.2	5.6
		-31.8	50.1	2511	1531	-12.7	32.7	8	-3					
38TH	477.00									-683.1	952.0	-109.7	-81.6	5.2
		-32.0	50.5	2511	1531	-12.7	33.0	8	-3					
39TH	489.25									-651.1	901.5	-98.4	-73.4	4.8
		-32.5	50.6	2511	1531	-12.9	33.0	7	-3					
40TH	501.50									-618.6	850.9	-87.6	-65.6	4.5
		-33.1	50.7	2511	1531	-13.2	33.1	7	-3					
41ST	513.75									-585.5	800.2	-77.5	-58.3	4.2
		-33.8	50.8	2511	1531	-13.5	33.2	6	-3					
42ND	526.00									-551.7	749.3	-68.0	-51.3	3.9
		-34.4	50.9	2511	1531	-13.7	33.3	6	-2					
43RD	538.25									-517.3	698.4	-59.2	-44.8	3.7
		-35.1	51.1	2511	1531	-14.0	33.3	5	-2					
44TH	550.50									-482.2	647.3	-50.9	-38.6	3.4
		-35.7	51.2	2511	1531	-14.2	33.4	5	-2					
45TH	562.75									-446.5	596.1	-43.3	-32.9	3.2
		-36.3	51.3	2511	1531	-14.5	33.5	4	-2					
46TH	575.00									-410.2	544.8	-36.3	-27.7	3.0
		-37.0	51.4	2511	1531	-14.7	33.6	4	-2					
47TH	587.25									-373.2	493.5	-30.0	-22.9	2.8
		-37.2	51.1	2511	1531	-14.8	33.3	4	-2					
48TH	599.50									-336.0	442.4	-24.2	-18.6	2.6
		-37.4	50.7	2511	1531	-14.9	33.1	4	-2					
49TH	611.75									-298.6	391.7	-19.1	-14.7	2.4
		-37.5	50.4	2511	1531	-14.9	32.9	5	-2					
50TH	624.00									-261.1	341.3	-14.6	-11.2	2.2
		-37.7	50.1	2511	1531	-15.0	32.7	5	-2					
51ST	636.25									-223.4	291.2	-10.8	-8.3	1.9
		-37.8	49.8	2511	1531	-15.1	32.5	5	-2					
52ND	648.50									-185.6	241.4	-7.5	-5.8	1.7
		-38.0	49.4	2511	1531	-15.1	32.3	5	-3					
53RD	660.75									-147.6	192.0	-4.8	-3.7	1.4
		-38.1	49.1	2511	1531	-15.2	32.1	6	-3					

54TH	673.00									-109 5	142.8	-2.8	-2.1	1.1
		-36.9	48.5	2511	1531	-14.7	31.7	6	-3					
55TH	685.25									-72.7	94.4	-1.3	-1.0	.8
		-32.8	42.9	2511	1531	-13.1	28.0	8	-4					
56TH	697.50									-39.9	51.5	-.4	-.3	.5
		-28.8	37.3	2511	1531	-11.5	24.3	9	-4					
PARA	709.75									-11.1	14.2	-.0	-.0	.2
		-11.1	14.2	1076	656	-10.3	21.7	11	-5					
TOP	715.00									0.0	0.0	0.0	0.0	0.0

TABLE 7 SHEAR AND MOMENT DIAGRAMS : REPUBLIC PLAZA, DENVER
WIND DIRECTION 20 CONFIGURATION A REFERENCE PRESSURE 22.0 PSF GUST FACTOR 1.32
ECCENTRICITIES BASED ON 63 FT IN THE X DIRECTION AND 103 FT IN THE Y DIRECTION

FLOOR	HEIGHT	FORCE (KIPS) X	FORCE (KIPS) Y	AREA (SQ FT) X	AREA (SQ FT) Y	PRESSURE (PSF) X	PRESSURE (PSF) Y	ECCEN (%) X	ECCEN (%) Y	SHEAR (KIPS) X	SHEAR (KIPS) Y	MOMENT (1000-FT-KIPS) X	MOMENT (1000-FT-KIPS) Y	MOMENT (1000-FT-KIPS) Z
GRND	0.00									-1152.1	2468.4	-1008.3	-405.1	32.8
		-16.0	64.0	7380	4500	-2.2	14.2	-22	3					
2ND	36.00									-1136.0	2404.3	-920.6	-363.9	33.8
		-11.3	22.4	2511	1531	-4.5	14.7	-21	6					
3RD	48.25									-1124.7	2381.9	-891.2	-350.1	34.1
		-14.2	22.1	2511	1531	-5.7	14.4	-22	9					
4TH	60.50									-1110.5	2359.9	-862.2	-336.4	34.6
		-17.2	21.7	2511	1531	-6.8	14.1	-22	10					
5TH	72.75									-1093.3	2338.2	-833.4	-322.9	35.0
		-20.2	21.3	2511	1531	-8.0	13.9	-21	12					
6TH	85.00									-1073.2	2316.9	-804.9	-309.6	35.6
		-23.1	20.9	2511	1531	-9.2	13.6	-20	14					
7TH	97.25									-1050.1	2296.0	-776.7	-296.6	36.1
		-26.1	21.1	2511	1531	-10.4	13.8	-19	14					
8TH	109.50									-1024.0	2275.0	-748.7	-283.9	36.8
		-26.4	22.7	2511	1531	-10.5	14.8	-16	11					
9TH	121.75									-997.6	2252.2	-720.9	-271.5	37.3
		-26.7	24.4	2511	1531	-10.6	15.9	-12	8					
10TH	134.00									-971.0	2227.9	-693.5	-259.5	37.7
		-27.0	26.0	2511	1531	-10.7	17.0	-9	6					
11TH	146.25									-944.0	2201.8	-666.4	-247.8	38.0
		-27.3	27.7	2511	1531	-10.9	18.1	-6	3					
12TH	158.50									-916.7	2174.1	-639.5	-236.4	38.2
		-27.6	29.4	2511	1531	-11.0	19.2	-2	1					
13TH	170.75									-889.1	2144.8	-613.1	-225.3	38.3
		-27.9	31.0	2511	1531	-11.1	20.3	1	-1					
14TH	183.00									-861.2	2113.8	-587.0	-214.6	38.3
		-28.2	32.7	2511	1531	-11.2	21.3	4	-2					
15TH	195.25									-832.9	2081.1	-561.3	-204.2	38.1
		-28.4	34.3	2511	1531	-11.3	22.4	7	-4					
16TH	207.50									-804.5	2046.7	-536.0	-194.2	37.9
		-27.5	36.0	2511	1531	-10.9	23.5	9	-4					
17TH	219.75									-777.1	2010.7	-511.2	-184.5	37.5
		-26.5	37.7	2511	1531	-10.6	24.6	12	-5					
18TH	232.00									-750.5	1973.1	-486.8	-175.1	37.1
		-25.6	39.3	2511	1531	-10.2	25.7	14	-5					
19TH	244.25									-724.9	1933.7	-462.9	-166.1	36.6
		-24.7	41.0	2511	1531	-9.8	26.8	16	-6					
20TH	256.50									-700.3	1892.7	-439.4	-157.4	36.1
		-23.7	42.7	2511	1531	-9.5	27.9	18	-6					
21ST	268.75									-676.5	1850.1	-416.5	-148.9	35.4
		-22.8	44.3	2511	1531	-9.1	28.9	20	-6					
22ND	281.00									-653.7	1805.7	-394.1	-140.8	34.7
		-21.9	46.0	2511	1531	-8.7	30.0	22	-6					
23RD	293.25									-631.9	1759.8	-372.3	-132.9	34.0
		-21.1	47.0	2511	1531	-8.4	30.7	24	-7					
24TH	305.50									-610.7	1712.8	-351.0	-125.3	33.1
		-20.7	47.5	2511	1531	-8.2	31.0	24	-6					
25TH	317.75									-590.0	1665.3	-330.3	-117.9	32.3
		-20.3	48.1	2511	1531	-8.1	31.4	25	-6					
26TH	330.00									-569.8	1617.2	-310.2	-110.8	31.4
		-19.9	48.6	2511	1531	-7.9	31.8	26	-6					

TABLE 7. SHEAR AND MOMENT DIAGRAMS : REPUBLIC PLAZA, DENVER
WIND DIRECTION 20 CONFIGURATION A REFERENCE PRESSURE 22.0 PSF GUST FACTOR 1.32
ECCENTRICITIES BASED ON 63 FT IN THE X DIRECTION AND 103 FT IN THE Y DIRECTION

FLOOR	HEIGHT	FORCE (KIPS) X	FORCE (KIPS) Y	AREA (SQ FT) X	AREA (SQ FT) Y	PRESSURE (PSF) X	PRESSURE (PSF) Y	ECCEN (%) X	ECCEN (%) Y	SHEAR (KIPS) X	SHEAR (KIPS) Y	MOMENT (1000-FT-KIPS) X	MOMENT (1000-FT-KIPS) Y	MOMENT (1000-FT-KIPS) Z
27TH	342.25									-549.9	1568.6	-290.7	-104.0	30.5
		-19.4	49.2	2511	1531	-7.7	32.1	27	-6					
28TH	354.50									-530.5	1519.4	-271.8	-97.4	29.5
		-19.0	49.7	2511	1531	-7.6	32.5	27	-6					
29TH	366.75									-511.5	1469.7	-253.5	-91.0	28.5
		-18.6	50.3	2511	1531	-7.4	32.8	28	-6					
30TH	379.00									-492.9	1419.4	-235.8	-84.8	27.5
		-18.2	50.8	2511	1531	-7.2	33.2	29	-6					
31ST	391.25									-474.7	1368.6	-218.7	-78.9	26.5
		-17.9	51.1	2511	1531	-7.1	33.4	29	-6					
32ND	403.50									-456.9	1317.5	-202.2	-73.2	25.5
		-17.7	51.3	2511	1531	-7.0	33.5	29	-6					
33RD	415.75									-439.2	1266.1	-186.4	-67.7	24.5
		-17.5	51.6	2511	1531	-7.0	33.7	28	-6					
34TH	428.00									-421.7	1214.6	-171.2	-62.4	23.4
		-17.3	51.8	2511	1531	-6.9	33.8	28	-6					
35TH	440.25									-404.4	1162.8	-156.7	-57.4	22.4
		-17.2	52.0	2511	1531	-6.8	33.9	28	-6					
36TH	452.50									-387.2	1110.9	-142.7	-52.5	21.4
		-17.0	52.2	2511	1531	-6.8	34.1	28	-6					
37TH	464.75									-370.2	1058.7	-129.4	-47.9	20.4
		-16.8	52.4	2511	1531	-6.7	34.2	28	-5					
38TH	477.00									-353.4	1006.3	-116.8	-43.5	19.4
		-16.6	52.6	2511	1531	-6.6	34.4	27	-5					
39TH	489.25									-336.8	953.7	-104.8	-39.2	18.4
		-16.6	52.8	2511	1531	-6.6	34.5	27	-5					
40TH	501.50									-320.2	900.9	-93.4	-35.2	17.4
		-16.8	52.9	2511	1531	-6.7	34.6	27	-5					
41ST	513.75									-303.4	848.0	-82.7	-31.4	16.4
		-16.9	53.1	2511	1531	-6.7	34.7	28	-5					
42ND	526.00									-286.5	794.8	-72.7	-27.8	15.4
		-17.0	53.3	2511	1531	-6.8	34.8	28	-5					
43RD	538.25									-269.5	741.6	-63.2	-24.4	14.4
		-17.1	53.5	2511	1531	-6.8	34.9	28	-5					
44TH	550.50									-252.5	688.1	-54.5	-21.2	13.4
		-17.2	53.6	2511	1531	-6.8	35.0	28	-5					
45TH	562.75									-235.3	634.5	-46.4	-18.2	12.4
		-17.3	53.8	2511	1531	-6.9	35.1	28	-5					
46TH	575.00									-218.0	580.7	-38.9	-15.4	11.3
		-17.4	53.9	2511	1531	-6.9	35.2	28	-5					
47TH	587.25									-200.5	526.7	-32.2	-12.8	10.3
		-17.9	53.8	2511	1531	-7.1	35.1	28	-6					
48TH	599.50									-182.7	473.0	-26.0	-10.5	9.3
		-18.4	53.6	2511	1531	-7.3	35.0	28	-6					
49TH	611.75									-164.3	419.4	-20.6	-8.4	8.2
		-18.9	53.4	2511	1531	-7.5	34.9	28	-6					
50TH	624.00									-145.4	366.0	-15.8	-6.5	7.2
		-19.4	53.2	2511	1531	-7.7	34.7	27	-6					
51ST	636.25									-126.0	312.8	-11.6	-4.8	6.2
		-19.9	53.0	2511	1531	-7.9	34.6	27	-6					
52ND	648.50									-106.0	259.8	-8.1	-3.4	5.1
		-20.5	52.8	2511	1531	-8.1	34.5	27	-6					
53RD	660.75									-85.6	207.0	-5.2	-2.2	4.1
		-21.0	52.6	2511	1531	-8.4	34.4	27	-7					

54TH	673.00									-64.6	154.4	-3.0	-1.3	3.1	
		-20.8	52.1	2511	1531	-8.3	34.0	27	-6						
55TH	685.25									-43.8	102.3	-1.4	-.6	2.1	
		-19.2	46.3	2511	1531	-7.6	30.2	27	-7						
56TH	697.50									-24.6	56.1	-.5	-.2	1.1	
		-17.6	40.5	2511	1531	-7.0	26.4	27	-7						
PARA	709.75									-7.0	15.6	-.0	-.0	.3	
		-7.0	15.6	1076	656	-6.5	23.7	28	-8						
TOP	715.00									0.0	0.0	0.0	0.0	0.0	

TABLE 7. SHEAR AND MOMENT DIAGRAMS : REPUBLIC PLAZA, DENVER
WIND DIRECTION 30 CONFIGURATION A REFERENCE PRESSURE 22.0 PSF GUST FACTOR 1.32
ECCENTRICITIES BASED ON 63 FT IN THE X DIRECTION AND 103 FT IN THE Y DIRECTION

FLOOR	HEIGHT	FORCE (KIPS) X	FORCE (KIPS) Y	AREA (SQ FT) X	AREA (SQ FT) Y	PRESSURE (PSF) X	PRESSURE (PSF) Y	ECCEN (%) X	ECCEN (%) Y	SHEAR (KIPS) X	SHEAR (KIPS) Y	MOMENT (1000-FT-KIPS) X	MOMENT (1000-FT-KIPS) Y	MOMENT (1000-FT-KIPS) Z
GRND	0.00									-518.2	2390.0	-977.7	-130.0	47.0
2ND	36.00	-3.9	67.5	7380	4500	-.5	15.0	-22	1	-514.3	2322.5	-892.9	-111.4	48.0
3RD	48.25	-6.3	23.7	2511	1531	-2.5	15.5	-22	3	-508.0	2298.8	-864.6	-105.2	48.3
4TH	60.50	-8.8	23.3	2511	1531	-3.5	15.2	-22	5	-499.2	2275.5	-836.6	-99.0	48.7
5TH	72.75	-11.3	22.8	2511	1531	-4.5	14.9	-22	7	-487.8	2252.7	-808.9	-93.0	49.1
6TH	85.00	-13.8	22.3	2511	1531	-5.5	14.6	-21	8	-474.0	2230.4	-781.4	-87.1	49.5
7TH	97.25	-16.3	21.8	2511	1531	-6.5	14.3	-20	9	-457.7	2208.6	-754.2	-81.4	49.9
8TH	109.50	-18.9	21.9	2511	1531	-7.5	14.3	-19	10	-438.8	2186.7	-727.3	-75.9	50.4
9TH	121.75	-19.1	23.3	2511	1531	-7.6	15.2	-15	7	-419.7	2163.4	-700.7	-70.6	50.7
10TH	134.00	-19.4	24.7	2511	1531	-7.7	16.1	-11	5	-400.3	2138.7	-674.3	-65.6	51.0
11TH	146.25	-19.7	26.1	2511	1531	-7.8	17.1	-7	3	-380.6	2112.5	-648.3	-60.8	51.2
12TH	158.50	-20.0	27.6	2511	1531	-8.0	18.0	-3	1	-360.6	2085.0	-622.6	-56.3	51.3
13TH	170.75	-20.3	29.0	2511	1531	-8.1	18.9	1	-0	-340.3	2056.0	-597.2	-52.0	51.2
14TH	183.00	-20.6	30.4	2511	1531	-8.2	19.9	4	-2	-319.7	2025.6	-572.2	-47.9	51.1
15TH	195.25	-20.8	31.8	2511	1531	-8.3	20.8	7	-3	-298.9	1993.7	-547.6	-44.1	50.9
16TH	207.50	-21.0	33.2	2511	1531	-8.4	21.7	10	-4	-277.9	1960.6	-523.4	-40.6	50.6
17TH	219.75	-20.1	34.3	2511	1531	-8.0	22.4	14	-5	-257.8	1926.2	-499.5	-37.3	50.2
18TH	232.00	-19.2	35.5	2511	1531	-7.7	23.2	17	-6	-238.6	1890.7	-476.2	-34.3	49.7
19TH	244.25	-18.4	36.6	2511	1531	-7.3	23.9	21	-6	-220.2	1854.1	-453.2	-31.5	49.1
20TH	256.50	-17.5	37.8	2511	1531	-7.0	24.7	24	-7	-202.7	1816.3	-430.7	-28.9	48.4
21ST	268.75	-16.6	39.0	2511	1531	-6.6	25.4	28	-7	-186.1	1777.3	-408.7	-26.5	47.6
22ND	281.00	-15.7	40.1	2511	1531	-6.3	26.2	31	-7	-170.4	1737.2	-387.2	-24.3	46.7
23RD	293.25	-14.8	41.3	2511	1531	-5.9	27.0	34	-8	-155.6	1695.9	-366.2	-22.3	45.7
24TH	305.50	-13.9	42.2	2511	1531	-5.5	27.5	37	-7	-141.7	1653.8	-345.7	-20.5	44.7
25TH	317.75	-13.0	42.9	2511	1531	-5.2	28.0	37	-7	-128.7	1610.9	-325.7	-18.8	43.6
26TH	330.00	-12.0	43.6	2511	1531	-4.8	28.5	38	-6	-116.7	1567.3	-306.2	-17.3	42.5
		-11.0	44.3	2511	1531	-4.4	28.9	38	-6					

TABLE 7. SHEAR AND MOMENT DIAGRAMS : REPUBLIC PLAZA, DENVER
WIND DIRECTION 30 CONFIGURATION A REFERENCE PRESSURE 22.0 PSF GUST FACTOR 1.32
ECCENTRICITIES BASED ON 63 FT IN THE X DIRECTION AND 103 FT IN THE Y DIRECTION

FLOOR	HEIGHT	FORCE (KIPS) X	FORCE (KIPS) Y	AREA (SQ FT) X	AREA (SQ FT) Y	PRESSURE (PSF) X	PRESSURE (PSF) Y	ECCEN (%) X	ECCEN (%) Y	SHEAR (KIPS) X	SHEAR (KIPS) Y	MOMENT (1000-FT-KIPS) X	MOMENT (1000-FT-KIPS) Y	MOMENT (1000-FT-KIPS) Z
27TH	342.25	-10.1	45.0	2511	1531	-4.0	29.4	39	-5	-105.6	1522.9	-287.3	-16.0	41.4
28TH	354.50	-9.1	45.8	2511	1531	-3.6	29.9	39	-5	-95.6	1477.9	-268.9	-14.8	40.2
29TH	366.75	-8.2	46.5	2511	1531	-3.3	30.4	40	-4	-86.4	1432.1	-251.1	-13.6	39.0
30TH	379.00	-7.2	47.2	2511	1531	-2.9	30.8	40	-4	-78.3	1385.7	-233.8	-12.6	37.8
31ST	391.25	-6.4	47.6	2511	1531	-2.5	31.1	41	-3	-71.1	1338.5	-217.1	-11.7	36.6
32ND	403.50	-5.6	48.0	2511	1531	-2.2	31.3	41	-3	-64.7	1290.8	-201.0	-10.9	35.4
33RD	415.75	-4.9	48.3	2511	1531	-1.9	31.6	41	-3	-59.1	1242.9	-185.5	-10.1	34.2
34TH	428.00	-4.2	48.7	2511	1531	-1.7	31.8	40	-2	-54.2	1194.6	-170.6	-9.4	32.9
35TH	440.25	-3.4	49.0	2511	1531	-1.4	32.0	40	-2	-50.0	1145.9	-156.2	-8.8	31.7
36TH	452.50	-2.7	49.3	2511	1531	-1.1	32.2	40	-1	-46.6	1096.9	-142.5	-8.2	30.4
37TH	464.75	-2.0	49.7	2511	1531	-.8	32.4	40	-1	-43.9	1047.6	-129.4	-7.6	29.2
38TH	477.00	-1.3	50.0	2511	1531	-.5	32.7	40	-1	-41.9	997.9	-116.8	-7.1	27.9
39TH	489.25	-1.0	50.5	2511	1531	-.4	33.0	40	-0	-40.6	947.9	-104.9	-6.6	26.7
40TH	501.50	-1.0	51.1	2511	1531	-.4	33.4	41	-0	-39.6	897.3	-93.6	-6.1	25.4
41ST	513.75	-.9	51.6	2511	1531	-.4	33.7	41	-0	-38.7	846.3	-82.9	-5.6	24.1
42ND	526.00	-.9	52.1	2511	1531	-.3	34.0	41	-0	-37.8	794.7	-72.9	-5.2	22.8
43RD	538.25	-.8	52.7	2511	1531	-.3	34.4	42	-0	-36.9	742.5	-63.5	-4.7	21.5
44TH	550.50	-.8	53.2	2511	1531	-.3	34.7	42	-0	-36.0	689.9	-54.7	-4.3	20.1
45TH	562.75	-.7	53.7	2511	1531	-.3	35.1	42	-0	-35.3	636.7	-46.6	-3.8	18.7
46TH	575.00	-.7	54.2	2511	1531	-.3	35.4	42	-0	-34.5	583.0	-39.1	-3.4	17.3
47TH	587.25	-.9	54.0	2511	1531	-.4	35.3	43	-0	-33.8	528.8	-32.3	-3.0	15.8
48TH	599.50	-1.2	53.8	2511	1531	-.5	35.1	44	-1	-32.9	474.8	-26.1	-2.6	14.4
49TH	611.75	-1.5	53.6	2511	1531	-.6	35.0	45	-1	-31.7	421.0	-20.7	-2.2	12.9
50TH	624.00	-1.8	53.4	2511	1531	-.7	34.9	46	-1	-30.2	367.5	-15.8	-1.8	11.4
51ST	636.25	-2.1	53.2	2511	1531	-.8	34.7	47	-1	-28.4	314.1	-11.7	-1.4	9.8
52ND	648.50	-2.4	53.0	2511	1531	-.9	34.6	48	-1	-26.3	260.9	-8.1	-1.1	8.3
53RD	660.75	-2.6	52.8	2511	1531	-1.1	34.5	49	-2	-23.9	207.9	-5.3	-.8	6.7

54TH	673.00									-21.3	155.2	-3.0	-.5	5.0	
		-3.6	52.2	2511	1531	-1.4	34.1	49	-2						
55TH	685.25									-17.7	102.9	-1.5	-.3	3.4	
		-5.7	46.5	2511	1531	-2.3	30.4	51	-4						
56TH	697.50									-12.0	56.5	-.5	-.1	1.9	
		-7.9	40.8	2511	1531	-3.2	26.6	52	-6						
PARA	709.75									-4.1	15.7	-.0	-.0	.6	
		-4.1	15.7	1076	656	-3.8	23.9	53	-8						
TOP	715.00									0.0	0.0	0.0	0.0	0.0	

TABLE 7 SHEAR AND MOMENT DIAGRAMS : REPUBLIC PLAZA, DENVER
WIND DIRECTION 40 CONFIGURATION A REFERENCE PRESSURE 22.0 PSF GUST FACTOR 1.32
ECCENTRICITIES BASED ON 63 FT IN THE X DIRECTION AND 103 FT IN THE Y DIRECTION

FLOOR	HEIGHT	FORCE (KIPS) X	FORCE (KIPS) Y	AREA (SQ FT) X	AREA (SQ FT) Y	PRESSURE (PSF) X	PRESSURE (PSF) Y	ECCEN (%) X	ECCEN (%) Y	SHEAR (KIPS) X	SHEAR (KIPS) Y	MOMENT (1000-FT-KIPS) X	MOMENT (1000-FT-KIPS) Y	MOMENT (1000-FT-KIPS) Z
GRND	0.00									-324.7	2309.8	-944.3	-59.2	16.8
		3.3	71.9	7380	4500	.4	16.0	-25	-1					
2ND	36.00									-328.0	2237.9	-862.4	-47.4	17.9
		-4.2	24.1	2511	1531	-1.7	15.7	-28	3					
3RD	48.25									-323.8	2213.9	-835.2	-43.4	18.3
		-6.9	23.5	2511	1531	-2.8	15.3	-29	5					
4TH	60.50									-316.9	2190.4	-808.2	-39.5	18.8
		-9.6	22.9	2511	1531	-3.8	15.0	-29	7					
5TH	72.75									-307.3	2167.5	-781.5	-35.7	19.2
		-12.3	22.3	2511	1531	-4.9	14.6	-29	10					
6TH	85.00									-294.9	2145.1	-755.1	-32.0	19.8
		-15.1	21.7	2511	1531	-6.0	14.2	-28	12					
7TH	97.25									-279.9	2123.4	-728.9	-28.5	20.3
		-17.8	21.7	2511	1531	-7.1	14.2	-26	13					
8TH	109.50									-262.1	2101.7	-703.1	-25.2	20.9
		-17.4	23.0	2511	1531	-6.9	15.0	-23	11					
9TH	121.75									-244.8	2078.8	-677.5	-22.1	21.4
		-17.0	24.2	2511	1531	-6.8	15.8	-20	9					
10TH	134.00									-227.8	2054.5	-652.1	-19.2	21.9
		-16.6	25.5	2511	1531	-6.6	16.7	-17	7					
11TH	146.25									-211.3	2029.0	-627.1	-16.5	22.3
		-16.1	26.8	2511	1531	-6.4	17.5	-13	5					
12TH	158.50									-195.1	2002.2	-602.4	-14.0	22.6
		-15.7	28.1	2511	1531	-6.3	18.3	-10	4					
13TH	170.75									-179.4	1974.1	-578.1	-11.7	22.8
		-15.3	29.4	2511	1531	-6.1	19.2	-7	2					
14TH	183.00									-164.0	1944.7	-554.1	-9.6	23.0
		-14.9	30.7	2511	1531	-6.0	20.0	-4	1					
15TH	195.25									-149.1	1914.1	-530.4	-7.7	23.1
		-14.5	31.8	2511	1531	-5.8	20.8	-1	0					
16TH	207.50									-134.5	1882.2	-507.2	-5.9	23.1
		-14.2	32.9	2511	1531	-5.6	21.5	3	-1					
17TH	219.75									-120.4	1849.4	-484.3	-4.4	23.0
		-13.8	33.9	2511	1531	-5.5	22.1	7	-2					
18TH	232.00									-106.6	1815.5	-461.9	-3.0	22.9
		-13.4	34.9	2511	1531	-5.3	22.8	10	-2					
19TH	244.25									-93.2	1780.6	-439.9	-1.8	22.6
		-13.0	35.9	2511	1531	-5.2	23.4	14	-3					
20TH	256.50									-80.1	1744.7	-418.3	-.7	22.3
		-12.7	36.9	2511	1531	-5.0	24.1	17	-4					
21ST	268.75									-67.5	1707.8	-397.1	.2	21.8
		-12.3	37.9	2511	1531	-4.9	24.8	20	-4					
22ND	281.00									-55.2	1669.9	-376.4	1.0	21.3
		-11.9	38.9	2511	1531	-4.7	25.4	23	-4					
23RD	293.25									-43.3	1630.9	-356.2	1.6	20.7
		-11.3	39.7	2511	1531	-4.5	25.9	25	-4					
24TH	305.50									-32.0	1591.2	-336.5	2.0	20.0
		-10.2	40.3	2511	1531	-4.0	26.3	25	-4					
25TH	317.75									-21.9	1550.9	-317.2	2.4	19.3
		-9.1	40.9	2511	1531	-3.6	26.7	25	-3					
26TH	330.00									-12.8	1510.0	-298.5	2.6	18.7
		-8.0	41.5	2511	1531	-3.2	27.1	25	-3					

TABLE 7. SHEAR AND MOMENT DIAGRAMS : REPUBLIC PLAZA, DENVER
WIND DIRECTION 40 CONFIGURATION A REFERENCE PRESSURE 22.0 PSF GUST FACTOR 1.32
ECCENTRICITIES BASED ON 63 FT IN THE X DIRECTION AND 103 FT IN THE Y DIRECTION

FLOOR	HEIGHT	FORCE (KIPS) X	FORCE (KIPS) Y	AREA (SQ FT) X	AREA (SQ FT) Y	PRESSURE (PSF) X	PRESSURE (PSF) Y	ECCEN (%) X	ECCEN (%) Y	SHEAR (KIPS) X	SHEAR (KIPS) Y	MOMENT (1000-FT-KIPS) X	MOMENT (1000-FT-KIPS) Y	MOMENT (1000-FT-KIPS) Z
27TH	342.25									-4.9	1468.5	-280.2	2.7	18.0
		-6.8	42.1	2511	1531	-2.7	27.5	25	-2					
28TH	354.50									2.0	1426.4	-262.5	2.7	17.3
		-5.7	42.7	2511	1531	-2.3	27.9	25	-2					
29TH	366.75									7.7	1383.6	-245.3	2.6	16.7
		-4.6	43.3	2511	1531	-1.8	28.3	24	-2					
30TH	379.00									12.3	1340.3	-228.6	2.5	16.0
		-3.5	43.9	2511	1531	-1.4	28.7	24	-1					
31ST	391.25									15.9	1296.3	-212.5	2.3	15.3
		-2.6	44.5	2511	1531	-1.0	29.1	24	-1					
32ND	403.50									18.5	1251.8	-196.9	2.1	14.7
		-1.9	45.1	2511	1531	-.8	29.5	23	-1					
33RD	415.75									20.5	1206.7	-181.8	1.9	14.0
		-1.3	45.7	2511	1531	-.5	29.8	22	-0					
34TH	428.00									21.7	1161.0	-167.3	1.6	13.4
		-.6	46.2	2511	1531	-.2	30.2	22	-0					
35TH	440.25									22.3	1114.8	-153.4	1.4	12.7
		.1	46.8	2511	1531	.0	30.6	21	0					
36TH	452.50									22.2	1068.0	-140.0	1.1	12.1
		.8	47.4	2511	1531	.3	31.0	21	0					
37TH	464.75									21.4	1020.6	-127.2	.8	11.5
		1.5	48.0	2511	1531	.6	31.3	20	0					
38TH	477.00									19.9	972.6	-115.0	.6	10.9
		2.2	48.5	2511	1531	.9	31.7	20	1					
39TH	489.25									17.8	924.1	-103.4	.3	10.3
		2.3	48.9	2511	1531	.9	31.9	19	1					
40TH	501.50									15.4	875.2	-92.4	.1	9.7
		2.3	49.2	2511	1531	.9	32.2	19	1					
41ST	513.75									13.1	825.9	-81.9	-.0	9.1
		2.3	49.6	2511	1531	.9	32.4	18	1					
42ND	526.00									10.8	776.3	-72.1	-.2	8.6
		2.3	50.0	2511	1531	.9	32.6	17	0					
43RD	538.25									8.5	726.4	-62.9	-.3	8.0
		2.3	50.3	2511	1531	.9	32.9	17	0					
44TH	550.50									6.2	676.1	-54.3	-.4	7.5
		2.3	50.7	2511	1531	.9	33.1	16	0					
45TH	562.75									4.0	625.4	-46.4	-.5	7.0
		2.2	51.0	2511	1531	.9	33.3	16	0					
46TH	575.00									1.7	574.4	-39.0	-.5	6.5
		2.2	51.3	2511	1531	.9	33.5	15	0					
47TH	587.25									-.5	523.0	-32.3	-.5	6.0
		1.9	51.6	2511	1531	.7	33.7	16	0					
48TH	599.50									-2.4	471.5	-26.2	-.5	5.5
		1.5	51.8	2511	1531	.6	33.9	16	0					
49TH	611.75									-3.8	419.6	-20.7	-.4	4.9
		1.1	52.1	2511	1531	.4	34.0	17	0					
50TH	624.00									-4.9	367.5	-15.9	-.4	4.4
		.7	52.3	2511	1531	.3	34.2	17	0					
51ST	636.25									-5.6	315.2	-11.7	-.3	3.9
		.3	52.6	2511	1531	.1	34.3	17	0					
52ND	648.50									-5.8	262.6	-8.2	-.3	3.3
		-.2	52.8	2511	1531	-.1	34.5	18	-0					
53RD	660.75									-5.7	209.8	-5.3	-.2	2.7
		-.6	53.1	2511	1531	-.2	34.7	18	-0					

54TH	673.00									-5.1	156.7	-3.1	-.1	2.1
		-1.0	52.9	2511	1531	-.4	34.6	19	-0					
55TH	685.25									-4.1	103.7	-1.5	-.1	1.5
		-1.4	47.0	2511	1531	-.6	30.7	21	-0					
56TH	697.50									-2.7	56.8	-.5	-.0	.8
		-1.8	41.0	2511	1531	-.7	26.8	23	-1					
PARA	709.75									-.9	15.8	-.0	-.0	.3
		-.9	15.8	1076	656	-.9	24.0	26	-1					
TOP	715.00									0.0	0.0	0.0	0.0	0.0

TABLE 7. SHEAR AND MOMENT DIAGRAMS : REPUBLIC PLAZA, DENVER
WIND DIRECTION 50 CONFIGURATION A REFERENCE PRESSURE 22.0 PSF GUST FACTOR 1.32
ECCENTRICITIES BASED ON 63 FT IN THE X DIRECTION AND 103 FT IN THE Y DIRECTION

FLOOR	HEIGHT	FORCE (KIPS) X	FORCE (KIPS) Y	AREA (SQ FT) X	AREA (SQ FT) Y	PRESSURE (PSF) X	PRESSURE (PSF) Y	ECCEN (%) X	ECCEN (%) Y	SHEAR (KIPS) X	SHEAR (KIPS) Y	MOMENT (1000-FT-KIPS) X	MOMENT (1000-FT-KIPS) Y	MOMENT (1000-FT-KIPS) Z
GRND	0.00									2.8	2320.0	-931.3	12.5	-29.0
		18.0	78.5	7380	4500	2.4	17.4	-23	-3					
2ND	36.00									-15.2	2241.5	-849.2	12.8	-27.9
		2.2	26.6	2511	1531	.9	17.4	-18	-1					
3RD	48.25									-17.4	2214.9	-821.9	13.0	-27.6
		.3	25.8	2511	1531	.1	16.9	-16	-0					
4TH	60.50									-17.7	2189.0	-794.9	13.2	-27.3
		-1.7	25.1	2511	1531	-.7	16.4	-13	1					
5TH	72.75									-16.0	2163.9	-768.2	13.4	-27.1
		-3.7	24.3	2511	1531	-1.5	15.9	-10	1					
6TH	85.00									-12.3	2139.7	-741.9	13.5	-26.9
		-5.7	23.5	2511	1531	-2.3	15.4	-7	1					
7TH	97.25									-6.6	2116.1	-715.8	13.7	-26.8
		-7.6	23.3	2511	1531	-3.0	15.2	-4	1					
8TH	109.50									1.0	2092.9	-690 0	13.7	-26.8
		-7.1	24.5	2511	1531	-2.8	16.0	-4	1					
9TH	121.75									8.1	2068.4	-664.6	13.6	-26.7
		-6.6	25.6	2511	1531	-2.6	16.8	-4	1					
10TH	134.00									14.8	2042.8	-639.4	13.5	-26.6
		-6.1	26.8	2511	1531	-2.4	17.5	-4	1					
11TH	146.25									20.9	2015.9	-614.5	13.3	-26.5
		-5.6	28.0	2511	1531	-2.2	18.3	-4	1					
12TH	158.50									26.6	1987.9	-590.0	13.0	-26.5
		-5.1	29.2	2511	1531	-2.0	19.1	-4	0					
13TH	170.75									31.7	1958.7	-565.8	12.6	-26.4
		-4.6	30.4	2511	1531	-1.8	19.9	-4	0					
14TH	183.00									36.3	1928.3	-542.0	12.2	-26.3
		-4.1	31.6	2511	1531	-1.7	20.6	-4	0					
15TH	195.25									40.5	1896.7	-518.6	11.7	-26.2
		-3.6	32.7	2511	1531	-1.4	21.3	-4	0					
16TH	207.50									44.1	1864.0	-495.5	11.2	-26.1
		-3.1	33.6	2511	1531	-1.2	22.0	-3	0					
17TH	219.75									47.2	1830.4	-472.9	10.7	-26.1
		-2.5	34.6	2511	1531	-1.0	22.6	-2	0					
18TH	232.00									49.7	1795.8	-450 7	10.1	-26.0
		-1.9	35.5	2511	1531	-.8	23.2	-0	0					
19TH	244.25									51.7	1760.2	-428.9	9.5	-26.0
		-1.4	36.5	2511	1531	-.5	23.8	1	-0					
20TH	256.50									53.0	1723.7	-407.6	8.8	-26.0
		-.8	37.5	2511	1531	-.3	24.5	2	-0					
21ST	268.75									53.9	1686.3	-386.7	8.2	-26.1
		-.2	38.4	2511	1531	-.1	25.1	3	-0					
22ND	281.00									54.1	1647.9	-366.3	7.5	-26.2
		.3	39.4	2511	1531	.1	25.7	4	0					
23RD	293.25									53.8	1608.5	-346.3	6.8	-26.2
		.9	40.1	2511	1531	.4	26.2	3	0					
24TH	305.50									52.9	1568.5	-326.9	6.2	-26.3
		1.6	40.6	2511	1531	.6	26.5	0	0					
25TH	317.75									51.3	1527.9	-307.9	5.5	-26.3
		2.2	41.2	2511	1531	.9	26.9	-3	-0					
26TH	330.00									49.1	1486.7	-289.4	4.9	-26.3
		2.8	41.7	2511	1531	1.1	27.3	-6	-0					

TABLE 7. SHEAR AND MOMENT DIAGRAMS : REPUBLIC PLAZA, DENVER
WIND DIRECTION 50 CONFIGURATION A REFERENCE PRESSURE 22.0 PSF GUST FACTOR 1.32
ECCENTRICITIES BASED ON 63 FT IN THE X DIRECTION AND 103 FT IN THE Y DIRECTION

FLOOR	HEIGHT	FORCE (KIPS) X	FORCE (KIPS) Y	AREA (SQ FT) X	AREA (SQ FT) Y	PRESSURE (PSF) X	PRESSURE (PSF) Y	ECCEN (%) X	ECCEN (%) Y	SHEAR (KIPS) X	SHEAR (KIPS) Y	MOMENT (1000-FT-KIPS) X	MOMENT (1000-FT-KIPS) Y	MOMENT (1000-FT-KIPS) Z
27TH	342.25									46.3	1444.9	-271.5	4.3	-26.1
		3.5	42.3	2511	1531	1.4	27.6	-9	-0					
28TH	354.50									42.8	1402.6	-254.0	3.8	-25.9
		4.1	42.9	2511	1531	1.6	28.0	-11	-1					
29TH	366.75									38.7	1359.8	-237.1	3.3	-25.6
		4.8	43.4	2511	1531	1.9	28.4	-14	-1					
30TH	379.00									33.9	1316.4	-220.7	2.9	-25.2
		5.4	44.0	2511	1531	2.2	28.7	-17	-1					
31ST	391.25									28.5	1272.4	-204.9	2.5	-24.7
		5.5	44.7	2511	1531	2.2	29.2	-19	-1					
32ND	403.50									23.0	1227.7	-189.6	2.2	-24.2
		4.9	45.4	2511	1531	2.0	29.6	-20	-1					
33RD	415.75									18.1	1182.4	-174.8	1.9	-23.6
		4.4	46.1	2511	1531	1.7	30.1	-22	-1					
34TH	428.00									13.8	1136.3	-160.6	1.7	-23.0
		3.8	46.8	2511	1531	1.5	30.6	-23	-1					
35TH	440.25									10.0	1089.5	-147.0	1.6	-22.3
		3.2	47.5	2511	1531	1.3	31.0	-25	-1					
36TH	452.50									6.8	1041.9	-133.9	1.5	-21.6
		2.6	48.3	2511	1531	1.1	31.5	-26	-1					
37TH	464.75									4.1	993.7	-121.4	1.4	-20.8
		2.1	49.0	2511	1531	.8	32.0	-27	-1					
38TH	477.00									2.0	944.7	-109.6	1.4	-19.9
		1.5	49.7	2511	1531	.6	32.5	-29	-1					
39TH	489.25									.5	895.0	-98.3	1.3	-19.0
		1.0	49.8	2511	1531	.4	32.5	-29	-0					
40TH	501.50									-.5	845.2	-87.6	1.3	-18.1
		.5	49.9	2511	1531	.2	32.6	-30	-0					
41ST	513.75									-1.0	795.4	-77.6	1.3	-17.2
		.0	49.9	2511	1531	.0	32.6	-31	-0					
42ND	526.00									-1.0	745.4	-68.2	1.4	-16.2
		-.5	50.0	2511	1531	-.2	32.7	-31	0					
43RD	538.25									-.5	695.4	-59.3	1.4	-15.3
		-1.0	50.1	2511	1531	-.4	32.7	-32	0					
44TH	550.50									.5	645.3	-51.1	1.4	-14.3
		-1.5	50.2	2511	1531	-.6	32.8	-32	1					
45TH	562.75									2.0	595.1	-43.5	1.4	-13.3
		-2.0	50.3	2511	1531	-.8	32.8	-33	1					
46TH	575.00									3.9	544.8	-36.5	1.3	-12.3
		-2.5	50.3	2511	1531	-1.0	32.9	-33	1					
47TH	587.25									6.4	494.5	-30.2	1.3	-11.2
		-2.2	50.3	2511	1531	-.9	32.8	-33	1					
48TH	599.50									8.6	444.3	-24.4	1.2	-10.2
		-1.7	50.2	2511	1531	-.7	32.8	-34	1					
49TH	611.75									10.3	394.1	-19.3	1.0	-9.1
		-1.2	50.1	2511	1531	-.5	32.7	-34	1					
50TH	624.00									11.5	344.0	-14.8	.9	-8.1
		-.8	50.0	2511	1531	-.3	32.7	-34	0					
51ST	636.25									12.3	294.0	-10.9	.8	-7.0
		-.3	49.9	2511	1531	-.1	32.6	-34	0					
52ND	648.50									12.6	244.0	-7.6	.6	-5.9
		.2	49.8	2511	1531	.1	32.6	-35	-0					
53RD	660.75									12.5	194.2	-4.9	.5	-4.8
		.6	49.8	2511	1531	.2	32.5	-35	-0					

54TH	673.00									11.8	144.4	-2.8	.3	-3.8
		1.5	49.3	2511	1531	.6	32.2	-35	-1					
55TH	685.25									10.4	95.1	-1.3	.2	-2.7
		3.1	43.4	2511	1531	1.2	28.3	-40	-2					
56TH	697.50									7.3	51.7	-.4	.1	-1.6
		4.7	37.5	2511	1531	1.9	24.5	-46	-4					
PARA	709.75									2.5	14.3	-.0	.0	-.5
		2.5	14.3	1076	656	2.3	21.7	-52	-6					
TOP	715.00									0.0	0.0	0.0	0.0	0.0

TABLE 7. SHEAR AND MOMENT DIAGRAMS : REPUBLIC PLAZA, DENVER
WIND DIRECTION 60 CONFIGURATION A REFERENCE PRESSURE 22.0 PSF GUST FACTOR 1.32
ECCENTRICITIES BASED ON 63 FT IN THE X DIRECTION AND 103 FT IN THE Y DIRECTION

FLOOR	HEIGHT	FORCE (KIPS) X	FORCE (KIPS) Y	AREA (SQ FT) X	AREA (SQ FT) Y	PRESSURE (PSF) X	PRESSURE (PSF) Y	ECCEN (%) X	ECCEN (%) Y	SHEAR (KIPS) X	SHEAR (KIPS) Y	MOMENT (1000-FT-KIPS) X	MOMENT (1000-FT-KIPS) Y	MOMENT (1000-FT-KIPS) Z
GRND	0.00									666.1	2391.4	-938.3	271.0	-39.9
		32.8	89.8	7380	4500	4.5	19.9	-16	-4					
2ND	36.00									633.3	2301.6	-853.8	247.6	-38.9
		8.2	30.3	2511	1531	3.3	19.8	-8	-1					
3RD	48.25									625.1	2271.4	-825.8	239.9	-38.7
		6.7	29.3	2511	1531	2.7	19.1	-3	-0					
4TH	60.50									618.4	2242.1	-798.2	232.3	-38.6
		5.2	28.3	2511	1531	2.1	18.5	2	0					
5TH	72.75									613.3	2213.8	-770.9	224.8	-38.7
		3.7	27.3	2511	1531	1.5	17.8	9	1					
6TH	85.00									609.6	2186.5	-743.9	217.3	-38.8
		2.1	26.3	2511	1531	.9	17.2	15	1					
7TH	97.25									607.5	2160.2	-717.3	209.8	-39.1
		.6	25.9	2511	1531	.3	16.9	22	0					
8TH	109.50									606.8	2134.3	-691.0	202.4	-39.4
		1.7	27.1	2511	1531	.7	17.7	18	1					
9TH	121.75									605.1	2107.2	-665.0	195.0	-39.8
		2.7	28.3	2511	1531	1.1	18.5	15	1					
10TH	134.00									602.4	2079.0	-639.4	187.6	-40.0
		3.8	29.4	2511	1531	1.5	19.2	12	1					
11TH	146.25									598.7	2049.5	-614.1	180.2	-40.3
		4.8	30.6	2511	1531	1.9	20.0	10	1					
12TH	158.50									593.9	2018.9	-589.2	172.9	-40.5
		5.8	31.8	2511	1531	2.3	20.7	7	1					
13TH	170.75									588.0	1987.2	-564.6	165.7	-40.6
		6.9	32.9	2511	1531	2.7	21.5	5	1					
14TH	183.00									581.2	1954.3	-540.5	158.5	-40.7
		7.9	34.1	2511	1531	3.2	22.3	3	0					
15TH	195.25									573.2	1920.2	-516.8	151.4	-40.8
		8.9	35.2	2511	1531	3.5	23.0	1	0					
16TH	207.50									564.3	1885.0	-493.5	144.5	-40.8
		9.4	36.2	2511	1531	3.7	23.6	-0	-0					
17TH	219.75									554.9	1848.8	-470.6	137.6	-40.8
		9.9	37.2	2511	1531	3.9	24.3	-2	-0					
18TH	232.00									545.1	1811.6	-448.2	130.9	-40.8
		10.3	38.2	2511	1531	4.1	24.9	-3	-1					
19TH	244.25									534.7	1773.5	-426.2	124.3	-40.7
		10.8	39.2	2511	1531	4.3	25.6	-5	-1					
20TH	256.50									523.9	1734.3	-404.7	117.8	-40.5
		11.3	40.2	2511	1531	4.5	26.2	-6	-1					
21ST	268.75									512.6	1694.1	-383.7	111.4	-40.4
		11.8	41.2	2511	1531	4.7	26.9	-8	-1					
22ND	281.00									500.8	1653.0	-363.2	105.2	-40.2
		12.3	42.2	2511	1531	4.9	27.5	-9	-2					
23RD	293.25									488.5	1610.8	-343.2	99.2	-39.9
		12.8	42.8	2511	1531	5.1	27.9	-11	-2					
24TH	305.50									475.7	1568.0	-323.8	93.3	-39.6
		13.5	43.1	2511	1531	5.4	28.1	-13	-2					
25TH	317.75									462.3	1524.9	-304.8	87.5	-39.2
		14.1	43.4	2511	1531	5.6	28.4	-15	-3					
26TH	330.00									448.2	1481.5	-286.4	81.9	-38.8
		14.7	43.8	2511	1531	5.9	28.6	-18	-4					

TABLE 7. SHEAR AND MOMENT DIAGRAMS : REPUBLIC PLAZA, DENVER
WIND DIRECTION 60 CONFIGURATION A REFERENCE PRESSURE 22.0 PSF GUST FACTOR 1.32
ECCENTRICITIES BASED ON 63 FT IN THE X DIRECTION AND 103 FT IN THE Y DIRECTION

FLOOR	HEIGHT	FORCE (KIPS) X	FORCE (KIPS) Y	AREA (SQ FT) X	AREA (SQ FT) Y	PRESSURE (PSF) X	PRESSURE (PSF) Y	ECCEN (%) X	ECCEN (%) Y	SHEAR (KIPS) X	SHEAR (KIPS) Y	MOMENT (1000-FT-KIPS) X	MOMENT (1000-FT-KIPS) Y	MOMENT (1000-FT-KIPS) Z
27TH	342.25									433.4	1437.7	-268.5	76.5	-38.2
		15.4	44.1	2511	1531	6.1	28.8	-20	-4					
28TH	354.50									418.1	1393.6	-251.2	71.3	-37.6
		16.0	44.5	2511	1531	6.4	29.0	-22	-5					
29TH	366.75									402.0	1349.1	-234.4	66.3	-36.9
		16.7	44.8	2511	1531	6.6	29.3	-24	-5					
30TH	379.00									385.4	1304.3	-218.1	61.5	-36.1
		17.3	45.2	2511	1531	6.9	29.5	-26	-6					
31ST	391.25									368.1	1259.1	-202.4	56.9	-35.3
		17.5	45.5	2511	1531	7.0	29.7	-28	-7					
32ND	403.50									350.6	1213.6	-187.3	52.5	-34.4
		17.2	45.9	2511	1531	6.8	30.0	-29	-7					
33RD	415.75									333.4	1167.8	-172.7	48.3	-33.4
		16.8	46.2	2511	1531	6.7	30.2	-31	-7					
34TH	428.00									316.6	1121.5	-158.7	44.3	-32.4
		16.5	46.6	2511	1531	6.6	30.4	-32	-7					
35TH	440.25									300.1	1074.9	-145.2	40.5	-31.4
		16.2	47.0	2511	1531	6.4	30.7	-33	-7					
36TH	452.50									283.9	1028.0	-132.4	36.9	-30.3
		15.8	47.3	2511	1531	6.3	30.9	-35	-7					
37TH	464.75									268.1	980.6	-120.1	33.5	-29.1
		15.5	47.7	2511	1531	6.2	31.1	-36	-7					
38TH	477.00									252.6	933.0	-108.3	30.4	-27.9
		15.1	48.0	2511	1531	6.0	31.4	-37	-7					
39TH	489.25									237.5	884.9	-97.2	27.4	-26.7
		14.6	48.4	2511	1531	5.8	31.6	-39	-7					
40TH	501.50									222.9	836.6	-86.7	24.5	-25.4
		14.0	48.7	2511	1531	5.6	31.8	-40	-7					
41ST	513.75									208.8	787.9	-76.7	21.9	-24.1
		13.4	49.0	2511	1531	5.4	32.0	-41	-7					
42ND	526.00									195.4	738.9	-67.4	19.4	-22.8
		12.8	49.3	2511	1531	5.1	32.2	-42	-7					
43RD	538.25									182.5	689.5	-58.6	17.1	-21.4
		12.3	49.7	2511	1531	4.9	32.4	-43	-7					
44TH	550.50									170.3	639.9	-50.5	14.9	-20.0
		11.7	50.0	2511	1531	4.6	32.6	-44	-6					
45TH	562.75									158.6	589.9	-42.9	12.9	-18.5
		11.1	50.3	2511	1531	4.4	32.8	-45	-6					
46TH	575.00									147.6	539.6	-36.0	11.1	-17.0
		10.5	50.6	2511	1531	4.2	33.0	-47	-6					
47TH	587.25									137.1	489.0	-29.7	9.3	-15.5
		10.8	50.3	2511	1531	4.3	32.9	-47	-6					
48TH	599.50									126.3	438.7	-24.0	7.7	-13.9
		11.3	50.1	2511	1531	4.5	32.7	-46	-6					
49TH	611.75									115.0	388.6	-19.0	6.2	-12.4
		11.8	49.9	2511	1531	4.7	32.6	-46	-7					
50TH	624.00									103.2	338.7	-14.5	4.9	-10.9
		12.3	49.6	2511	1531	4.9	32.4	-46	-7					
51ST	636.25									90.9	289.1	-10.7	3.7	-9.4
		12.9	49.4	2511	1531	5.1	32.3	-46	-7					
52ND	648.50									78.0	239.7	-7.4	2.7	-7.8
		13.4	49.2	2511	1531	5.3	32.1	-46	-8					
53RD	660.75									64.6	190.5	-4.8	1.8	-6.3
		13.9	48.9	2511	1531	5.5	32.0	-46	-8					

54TH	673.00									50.7	141.6	-2.8	1.1	-4.8
		14.4	48.3	2511	1531	5.7	31.6	-45	-8					
55TH	685.25									36.4	93.2	-1.3	.5	-3.3
		14.7	42.5	2511	1531	5.9	27.8	-48	-10					
56TH	697.50									21.6	50.7	-.4	.2	-1.9
		15.1	36.7	2511	1531	6.0	24.0	-50	-13					
PARA	709.75									6.6	14.0	-.0	.0	-.6
		6.6	14.0	1076	656	6.1	21.3	-53	-15					
TOP	715.00									0.0	0.0	0.0	0.0	0.0

TABLE 7. SHEAR AND MOMENT DIAGRAMS : REPUBLIC PLAZA, DENVER
WIND DIRECTION 70 CONFIGURATION A REFERENCE PRESSURE 22.0 PSF GUST FACTOR 1.32
ECCENTRICITIES BASED ON 63 FT IN THE X DIRECTION AND 103 FT IN THE Y DIRECTION

FLOOR	HEIGHT	FORCE (KIPS) X	FORCE (KIPS) Y	AREA (SQ FT) X	AREA (SQ FT) Y	PRESSURE (PSF) X	PRESSURE (PSF) Y	ECCEN (%) X	ECCEN (%) Y	SHEAR (KIPS) X	SHEAR (KIPS) Y	MOMENT (1000-FT-KIPS) X	MOMENT (1000-FT-KIPS) Y	MOMENT (1000-FT-KIPS) Z
GRND	0.00									1359.8	2414.1	-935.2	532.4	-20.6
2ND	36.00	46.2	91.6	7380	4500	6.3	20.4	-11	-3	1313.7	2322.4	-850.0	484.3	-19.9
3RD	48.25	14.6	31.4	2511	1531	5.8	20.5	-4	-1	1299.1	2291.0	-821.7	468.3	-19.8
4TH	60.50	14.0	30.5	2511	1531	5.6	19.9	1	0	1285.1	2260.5	-793.8	452.5	-19.8
5TH	72.75	13.4	29.6	2511	1531	5.3	19.4	6	2	1271.8	2230.8	-766.3	436.8	-19.9
6TH	85.00	12.8	28.7	2511	1531	5.1	18.8	11	3	1258.9	2202.1	-739.2	421.3	-20.2
7TH	97.25	12.2	27.8	2511	1531	4.9	18.2	17	5	1246.7	2174.3	-712.4	406.0	-20.5
8TH	109.50	11.6	27.5	2511	1531	4.6	18.0	23	6	1235.1	2146.8	-685.9	390.8	-21.0
9TH	121.75	12.7	28.8	2511	1531	5.0	18.8	19	5	1222.4	2118.0	-659.8	375.7	-21.4
10TH	134.00	13.7	30.1	2511	1531	5.4	19.6	15	4	1208.7	2087.9	-634.0	360.8	-21.7
11TH	146.25	14.7	31.3	2511	1531	5.8	20.5	12	3	1194.0	2056.6	-608.6	346.1	-22.0
12TH	158.50	15.7	32.6	2511	1531	6.3	21.3	9	3	1178.3	2023.9	-583.6	331.6	-22.2
13TH	170.75	16.7	33.9	2511	1531	6.7	22.1	6	2	1161.6	1990.1	-559.1	317.3	-22.4
14TH	183.00	17.7	35.2	2511	1531	7.1	23.0	4	1	1143.9	1954.9	-534.9	303.1	-22.5
15TH	195.25	18.7	36.4	2511	1531	7.5	23.8	1	0	1125.1	1918.5	-511.2	289.2	-22.5
16TH	207.50	19.7	37.5	2511	1531	7.9	24.5	-1	-0	1105.4	1881.0	-487.9	275.6	-22.5
17TH	219.75	20.6	38.3	2511	1531	8.2	25.0	-1	-0	1084.8	1842.7	-465.1	262.2	-22.5
18TH	232.00	21.4	39.0	2511	1531	8.5	25.5	-2	-1	1063.4	1803.7	-442.8	249.0	-22.4
19TH	244.25	22.3	39.8	2511	1531	8.9	26.0	-2	-1	1041.1	1763.9	-420.9	236.1	-22.4
20TH	256.50	23.1	40.5	2511	1531	9.2	26.5	-3	-1	1017.9	1723.4	-399.5	223.5	-22.3
21ST	268.75	24.0	41.3	2511	1531	9.6	27.0	-3	-1	993.9	1682.1	-378.7	211.2	-22.1
22ND	281.00	24.8	42.0	2511	1531	9.9	27.4	-4	-1	969.1	1640.1	-358.3	199.2	-22.0
23RD	293.25	25.7	42.8	2511	1531	10.2	27.9	-4	-2	943.4	1597.3	-338.5	187.4	-21.8
24TH	305.50	26.5	43.2	2511	1531	10.6	28.2	-5	-2	916.9	1554.1	-319.2	176.0	-21.7
25TH	317.75	27.4	43.5	2511	1531	10.9	28.4	-6	-2	889.5	1510.6	-300.4	165.0	-21.4
26TH	330.00	28.3	43.8	2511	1531	11.2	28.6	-7	-3	861.2	1466.9	-282.2	154.3	-21.2
		29.1	44.0	2511	1531	11.6	28.7	-7	-3					

TABLE 7. SHEAR AND MOMENT DIAGRAMS : REPUBLIC PLAZA, DENVER
WIND DIRECTION 70 CONFIGURATION A REFERENCE PRESSURE 22.0 PSF GUST FACTOR 1.32
ECCENTRICITIES BASED ON 63 FT IN THE X DIRECTION AND 103 FT IN THE Y DIRECTION

FLOOR	HEIGHT	FORCE (KIPS) X	FORCE (KIPS) Y	AREA (SQ FT) X	AREA (SQ FT) Y	PRESSURE (PSF) X	PRESSURE (PSF) Y	ECCEN (%) X	ECCEN (%) Y	SHEAR (KIPS) X	SHEAR (KIPS) Y	MOMENT (1000-FT-KIPS) X	MOMENT (1000-FT-KIPS) Y	MOMENT (1000-FT-KIPS) Z
27TH	342.25									832.1	1422.9	-264.5	143.9	-20.9
		30.0	44.3	2511	1531	11.9	28.9	-8	-3					
28TH	354.50									802.2	1378.6	-247.3	133.9	-20.6
		30.8	44.6	2511	1531	12.3	29.1	-9	-4					
29TH	366.75									771.3	1334.0	-230.7	124.2	-20.2
		31.7	44.8	2511	1531	12.6	29.3	-10	-4					
30TH	379.00									739.7	1289.2	-214.7	115.0	-19.8
		32.5	45.1	2511	1531	12.9	29.4	-10	-4					
31ST	391.25									707.2	1244.1	-199.1	106.1	-19.4
		32.7	45.4	2511	1531	13.0	29.7	-11	-5					
32ND	403.50									674.4	1198.7	-184.2	97.7	-18.9
		32.2	45.8	2511	1531	12.8	29.9	-12	-5					
33RD	415.75									642.3	1152.9	-169.8	89.6	-18.4
		31.6	46.1	2511	1531	12.6	30.1	-13	-5					
34TH	428.00									610.6	1106.8	-155.9	81.9	-17.9
		31.1	46.5	2511	1531	12.4	30.4	-14	-6					
35TH	440.25									579.5	1060.3	-142.7	74.6	-17.3
		30.6	46.9	2511	1531	12.2	30.6	-15	-6					
36TH	452.50									549.0	1013.4	-130.0	67.7	-16.7
		30.0	47.2	2511	1531	12.0	30.8	-16	-6					
37TH	464.75									519.0	966.2	-117.8	61.2	-16.0
		29.5	47.6	2511	1531	11.7	31.1	-17	-6					
38TH	477.00									489.5	918.6	-106.3	55.0	-15.3
		28.9	47.9	2511	1531	11.5	31.3	-18	-6					
39TH	489.25									460.6	870.7	-95.3	49.2	-14.6
		28.5	48.2	2511	1531	11.3	31.5	-18	-7					
40TH	501.50									432.1	822.5	-85.0	43.7	-13.9
		28.1	48.4	2511	1531	11.2	31.6	-19	-7					
41ST	513.75									404.0	774.1	-75.2	38.6	-13.1
		27.7	48.6	2511	1531	11.0	31.8	-19	-7					
42ND	526.00									376.3	725.4	-66.0	33.8	-12.4
		27.3	48.9	2511	1531	10.9	31.9	-19	-7					
43RD	538.25									349.0	676.6	-57.4	29.4	-11.6
		26.9	49.1	2511	1531	10.7	32.1	-20	-7					
44TH	550.50									322.2	627.5	-49.4	25.3	-10.8
		26.5	49.3	2511	1531	10.5	32.2	-20	-7					
45TH	562.75									295.7	578.1	-42.0	21.5	-10.0
		26.1	49.6	2511	1531	10.4	32.4	-21	-7					
46TH	575.00									269.6	528.6	-35.3	18.0	-9.2
		25.6	49.7	2511	1531	10.2	32.5	-21	-7					
47TH	587.25									244.0	478.8	-29.1	14.9	-8.4
		25.4	49.5	2511	1531	10.1	32.3	-21	-7					
48TH	599.50									218.6	429.4	-23.5	12.0	-7.5
		25.1	49.2	2511	1531	10.0	32.1	-21	-7					
49TH	611.75									193.5	380.2	-18.6	9.5	-6.7
		24.9	48.9	2511	1531	9.9	31.9	-22	-7					
50TH	624.00									168.6	331.4	-14.2	7.3	-5.9
		24.7	48.6	2511	1531	9.8	31.7	-22	-7					
51ST	636.25									143.9	282.8	-10.4	5.4	-5.0
		24.4	48.3	2511	1531	9.7	31.5	-22	-7					
52ND	648.50									119.5	234.5	-7.3	3.8	-4.2
		24.2	48.0	2511	1531	9.6	31.4	-22	-7					
53RD	660.75									95.4	186.4	-4.7	2.5	-3.4
		23.9	47.7	2511	1531	9.5	31.2	-22	-7					

54TH	673.00	23.1	47.1	2511	1531	9.2	30.8	-22	-7	71.4	138.7	-2.7	1.4	-2.6
55TH	685.25	21.2	41.6	2511	1531	8.5	27.2	-23	-7	48.3	91.6	-1.3	.7	-1.8
56TH	697.50	19.4	36.2	2511	1531	7.7	23.6	-24	-8	27.1	50.0	-.4	.2	-1.0
PARA	709.75	7.7	13.8	1076	656	7.2	21.1	-25	-9	7.7	13.8	-.0	.0	-.3
TOP	715.00									0.0	0.0	0.0	0.0	0.0

TABLE 7. SHEAR AND MOMENT DIAGRAMS : REPUBLIC PLAZA, DENVER
WIND DIRECTION 80 CONFIGURATION A REFERENCE PRESSURE 22.0 PSF GUST FACTOR 1.32
ECCENTRICITIES BASED ON 63 FT IN THE X DIRECTION AND 103 FT IN THE Y DIRECTION

FLOOR	HEIGHT	FORCE (KIPS) X	FORCE (KIPS) Y	AREA (SQ FT) X	AREA (SQ FT) Y	PRESSURE (PSF) X	PRESSURE (PSF) Y	ECCEN (%) X	ECCEN (%) Y	SHEAR (KIPS) X	SHEAR (KIPS) Y	MOMENT (1000-FT-KIPS) X	MOMENT (1000-FT-KIPS) Y	MOMENT (1000-FT-KIPS) Z
GRND	0.00									1753.6	2259.4	-871.5	684.1	-3.8
		50.3	85.6	7380	4500	6.8	19.0	-6	-2					
2ND	36.00									1703.3	2173.9	-791.7	621.8	-3.4
		17.6	30.1	2511	1531	7.0	19.7	1	0					
3RD	48.25									1685.7	2143.7	-765.2	601.1	-3.4
		17.8	29.1	2511	1531	7.1	19.0	6	2					
4TH	60.50									1667.9	2114.6	-739.1	580.5	-3.6
		18.1	28.1	2511	1531	7.2	18.4	11	4					
5TH	72.75									1649.8	2086.5	-713.4	560.2	-3.8
		18.3	27.1	2511	1531	7.3	17.7	17	7					
6TH	85.00									1631.5	2059.3	-688.0	540.1	-4.2
		18.6	26.1	2511	1531	7.4	17.1	22	10					
7TH	97.25									1612.9	2033.2	-663.0	520.2	-4.8
		18.8	25.8	2511	1531	7.5	16.8	27	12					
8TH	109.50									1594.1	2007.4	-638.2	500.6	-5.5
		19.8	27.1	2511	1531	7.9	17.7	22	10					
9TH	121.75									1574.3	1980.4	-613.8	481.2	-6.0
		20.9	28.3	2511	1531	8.3	18.5	18	8					
10TH	134.00									1553.4	1952.0	-589.7	462.0	-6.5
		21.9	29.6	2511	1531	8.7	19.3	15	7					
11TH	146.25									1531.5	1922.4	-566.0	443.1	-7.0
		22.9	30.9	2511	1531	9.1	20.2	12	5					
12TH	158.50									1508.6	1891.5	-542.6	424.5	-7.3
		23.9	32.2	2511	1531	9.5	21.0	9	4					
13TH	170.75									1484.7	1859.4	-519.6	406.2	-7.6
		25.0	33.4	2511	1531	9.9	21.8	6	3					
14TH	183.00									1459.7	1825.9	-497.1	388.1	-7.8
		26.0	34.7	2511	1531	10.3	22.7	3	1					
15TH	195.25									1433.7	1791.2	-474.9	370.4	-7.9
		27.0	35.7	2511	1531	10.7	23.3	1	1					
16TH	207.50									1406.7	1755.5	-453.2	353.0	-7.9
		27.9	36.3	2511	1531	11.1	23.7	1	0					
17TH	219.75									1378.8	1719.1	-431.9	336.0	-8.0
		28.9	36.9	2511	1531	11.5	24.1	1	0					
18TH	232.00									1349.9	1682.2	-411.1	319.3	-8.0
		29.8	37.6	2511	1531	11.9	24.5	1	0					
19TH	244.25									1320.1	1644.6	-390.7	302.9	-8.0
		30.8	38.2	2511	1531	12.2	24.9	1	0					
20TH	256.50									1289.4	1606.5	-370.8	286.9	-8.0
		31.7	38.8	2511	1531	12.6	25.3	1	0					
21ST	268.75									1257.7	1567.7	-351.3	271.3	-8.1
		32.6	39.4	2511	1531	13.0	25.7	1	0					
22ND	281.00									1225.0	1528.3	-332.4	256.1	-8.1
		33.6	40.0	2511	1531	13.4	26.1	0	0					
23RD	293.25									1191.5	1488.4	-313.9	241.3	-8.1
		34.4	40.4	2511	1531	13.7	26.4	0	0					
24TH	305.50									1157.1	1447.9	-295.9	226.9	-8.1
		35.1	40.8	2511	1531	14.0	26.7	-0	-0					
25TH	317.75									1121.9	1407.1	-278.4	213.0	-8.1
		35.8	41.2	2511	1531	14.3	26.9	-1	-1					
26TH	330.00									1086.1	1365.9	-261.4	199.4	-8.0
		36.5	41.6	2511	1531	14.5	27.2	-2	-1					

TABLE 7. SHEAR AND MOMENT DIAGRAMS : REPUBLIC PLAZA, DENVER
WIND DIRECTION 80 CONFIGURATION A REFERENCE PRESSURE 22.0 PSF GUST FACTOR 1.32
ECCENTRICITIES BASED ON 63 FT IN THE X DIRECTION AND 103 FT IN THE Y DIRECTION

FLOOR	HEIGHT	FORCE (KIPS) X	FORCE (KIPS) Y	AREA (SQ FT) X	AREA (SQ FT) Y	PRESSURE (PSF) X	PRESSURE (PSF) Y	ECCEN (%) X	ECCEN (%) Y	SHEAR (KIPS) X	SHEAR (KIPS) Y	MOMENT (1000-FT-KIPS) X	MOMENT (1000-FT-KIPS) Y	MOMENT (1000-FT-KIPS) Z
27TH	342.25									1049.6	1324.3	-245.0	186.4	-8.0
		37.2	42.0	2511	1531	14.8	27.4	-2	-1					
28TH	354.50									1012.4	1282.4	-229.0	173.7	-7.9
		37.9	42.3	2511	1531	15.1	27.6	-3	-1					
29TH	366.75									974.5	1240.0	-213.5	161.6	-7.7
		38.6	42.7	2511	1531	15.4	27.9	-3	-2					
30TH	379.00									935.9	1197.3	-198.6	149.9	-7.6
		39.3	43.1	2511	1531	15.6	28.1	-4	-2					
31ST	391.25									896.6	1154.2	-184.2	138.6	-7.4
		39.4	43.3	2511	1531	15.7	28.3	-4	-2					
32ND	403.50									857.2	1110.9	-170.3	127.9	-7.2
		38.8	43.4	2511	1531	15.4	28.4	-4	-2					
33RD	415.75									818.4	1067.5	-157.0	117.6	-7.0
		38.2	43.6	2511	1531	15.2	28.5	-5	-2					
34TH	428.00									780.3	1023.9	-144.2	107.8	-6.8
		37.6	43.7	2511	1531	15.0	28.6	-5	-3					
35TH	440.25									742.7	980.1	-131.9	98.5	-6.5
		37.0	43.9	2511	1531	14.7	28.7	-5	-3					
36TH	452.50									705.7	936.2	-120.2	89.6	-6.3
		36.4	44.0	2511	1531	14.5	28.8	-5	-3					
37TH	464.75									669.3	892.2	-109.0	81.2	-6.0
		35.8	44.2	2511	1531	14.2	28.9	-6	-3					
38TH	477.00									633.6	848.0	-98.3	73.2	-5.8
		35.2	44.3	2511	1531	14.0	28.9	-6	-3					
39TH	489.25									598.4	803.7	-88.2	65.7	-5.5
		34.7	44.5	2511	1531	13.8	29.1	-6	-3					
40TH	501.50									563.7	759.2	-78.6	58.6	-5.2
		34.4	44.7	2511	1531	13.7	29.2	-6	-3					
41ST	513.75									529.3	714.6	-69.6	51.9	-4.9
		34.1	44.8	2511	1531	13.6	29.3	-6	-3					
42ND	526.00									495.2	669.7	-61.1	45.6	-4.6
		33.7	45.0	2511	1531	13.4	29.4	-7	-3					
43RD	538.25									461.4	624.7	-53.2	39.7	-4.3
		33.4	45.2	2511	1531	13.3	29.5	-7	-3					
44TH	550.50									428.0	579.5	-45.8	34.3	-4.1
		33.1	45.4	2511	1531	13.2	29.6	-7	-3					
45TH	562.75									394.9	534.2	-39.0	29.3	-3.8
		32.8	45.5	2511	1531	13.0	29.7	-7	-3					
46TH	575.00									362.2	488.6	-32.7	24.6	-3.5
		32.4	45.7	2511	1531	12.9	29.8	-7	-3					
47TH	587.25									329.8	443.0	-27.0	20.4	-3.2
		32.5	45.4	2511	1531	12.9	29.7	-7	-3					
48TH	599.50									297.3	397.6	-21.9	16.5	-2.8
		32.7	45.2	2511	1531	13.0	29.5	-7	-3					
49TH	611.75									264.6	352.3	-17.3	13.1	-2.5
		32.8	45.0	2511	1531	13.1	29.4	-7	-3					
50TH	624.00									231.7	307.4	-13.2	10.1	-2.2
		33.0	44.8	2511	1531	13.1	29.2	-7	-3					
51ST	636.25									198.7	262.6	-9.7	7.4	-1.9
		33.2	44.5	2511	1531	13.2	29.1	-7	-3					
52ND	648.50									165.5	218.1	-6.8	5.2	-1.6
		33.4	44.3	2511	1531	13.3	28.9	-7	-3					
53RD	660.75									132.2	173.8	-4.4	3.4	-1.3
		33.5	44.1	2511	1531	13.4	28.8	-7	-3					

54TH	673.00									98.6	129.7	-2.5	2 0	-1.1
55TH	685.25	32.6	43.6	2511	1531	13.0	28.5	-7	-3	66.1	86.1	-1.2	.9	-.7
56TH	697.50	29.4	38.8	2511	1531	11.7	25.4	-8	-4	36.6	47.3	-.4	.3	-.4
PARA	709.75	26.3	34.1	2511	1531	10.5	22.3	-9	-4	10.3	13.2	-.0	.0	-.1
TOP	715.00	10.3	13.2	1076	656	9.6	20.1	-10	-5	0.0	0.0	0.0	0.0	0.0

TABLE 7 SHEAR AND MOMENT DIAGRAMS : REPUBLIC PLAZA, DENVER
WIND DIRECTION 90 CONFIGURATION A REFERENCE PRESSURE 22.0 PSF GUST FACTOR 1.32
ECCENTRICITIES BASED ON 63 FT IN THE X DIRECTION AND 103 FT IN THE Y DIRECTION

FLOOR	HEIGHT	FORCE (KIPS) X	FORCE (KIPS) Y	AREA (SQ FT) X	AREA (SQ FT) Y	PRESSURE (PSF) X	PRESSURE (PSF) Y	ECCEN (%) X	ECCEN (%) Y	SHEAR (KIPS) X	SHEAR (KIPS) Y	MOMENT (1000-FT-KIPS) X	MOMENT (1000-FT-KIPS) Y	MOMENT (1000-FT-KIPS) Z
GRND	0.00									1968.6	1615.2	-622.8	821.4	19.9
		44.2	57.0	7380	4500	6.0	12.7	5	2					
2ND	36.00									1924.4	1558.2	-565.7	751.3	19.6
		15.3	22.0	2511	1531	6.1	14.3	9	4					
3RD	48.25									1909.1	1536.3	-546.7	727.8	19.5
		15.4	21.5	2511	1531	6.1	14.1	14	6					
4TH	60.50									1893.7	1514.7	-528.1	704.5	19.2
		15.5	21.1	2511	1531	6.2	13.8	19	9					
5TH	72.75									1878.2	1493.6	-509.6	681.4	18.8
		15.6	20.6	2511	1531	6.2	13.5	25	11					
6TH	85.00									1862.5	1473.0	-491.5	658.5	18.3
		15.8	20.2	2511	1531	6.3	13.2	30	14					
7TH	97.25									1846.8	1452.8	-473.5	635.8	17.7
		15.9	20.0	2511	1531	6.3	13.1	35	17					
8TH	109.50									1830.9	1432.8	-455.9	613.3	17.0
		17.4	20.5	2511	1531	6.9	13.4	31	16					
9TH	121.75									1813.5	1412.2	-438.4	591.0	16.3
		18.9	21.0	2511	1531	7.5	13.7	28	15					
10TH	134.00									1794.6	1391.3	-421.3	568.9	15.6
		20.4	21.5	2511	1531	8.1	14.0	25	15					
11TH	146.25									1774.1	1369.8	-404.4	547.0	14.9
		22.0	22.0	2511	1531	8.7	14.3	23	14					
12TH	158.50									1752.2	1347.8	-387.7	525.4	14.3
		23.5	22.4	2511	1531	9.3	14.7	20	13					
13TH	170.75									1728.7	1325.4	-371.3	504.1	13.7
		25.0	22.9	2511	1531	10.0	15.0	18	12					
14TH	183.00									1703.7	1302.5	-355.2	483.1	13.2
		26.5	23.4	2511	1531	10.6	15.3	17	11					
15TH	195.25									1677.2	1279.1	-339.4	462.3	12.6
		28.0	23.9	2511	1531	11.1	15.6	15	11					
16TH	207.50									1649.2	1255.2	-323.9	442.0	12.1
		29.0	24.5	2511	1531	11.6	16.0	14	10					
17TH	219.75									1620.2	1230.6	-308.7	421.9	11.5
		30.1	25.1	2511	1531	12.0	16.4	13	10					
18TH	232.00									1590.1	1205.5	-293.8	402.3	11.0
		31.1	25.8	2511	1531	12.4	16.8	13	9					
19TH	244.25									1559.0	1179.7	-279.2	383.0	10.5
		32.1	26.4	2511	1531	12.8	17.2	12	9					
20TH	256.50									1526.9	1153.4	-264.9	364.1	10.0
		33.2	27.0	2511	1531	13.2	17.6	12	9					
21ST	268.75									1493.7	1126.4	-250.9	345.6	9.5
		34.2	27.6	2511	1531	13.6	18.0	11	8					
22ND	281.00									1459.5	1098.8	-237.3	327.5	9.1
		35.3	28.2	2511	1531	14.0	18.4	10	8					
23RD	293.25									1424.2	1070.6	-224.0	309.8	8.6
		36.1	28.8	2511	1531	14.4	18.8	10	8					
24TH	305.50									1388.0	1041.9	-211.0	292.6	8.1
		36.7	29.3	2511	1531	14.6	19.1	9	7					
25TH	317.75									1351.3	1012.6	-198.5	275.8	7.7
		37.2	29.8	2511	1531	14.8	19.5	9	7					
26TH	330.00									1314.1	982.8	-186.2	259.5	7.3
		37.8	30.3	2511	1531	15.1	19.8	8	6					

TABLE 7. SHEAR AND MOMENT DIAGRAMS : REPUBLIC PLAZA, DENVER
WIND DIRECTION 90 CONFIGURATION A REFERENCE PRESSURE 22.0 PSF GUST FACTOR 1.32
ECCENTRICITIES BASED ON 63 FT IN THE X DIRECTION AND 103 FT IN THE Y DIRECTION

FLOOR	HEIGHT	FORCE (KIPS) X	FORCE (KIPS) Y	AREA (SQ FT) X	AREA (SQ FT) Y	PRESSURE (PSF) X	PRESSURE (PSF) Y	ECCEN (%) X	ECCEN (%) Y	SHEAR (KIPS) X	SHEAR (KIPS) Y	MOMENT (1000-FT-KIPS) X	MOMENT (1000-FT-KIPS) Y	MOMENT (1000-FT-KIPS) Z
27TH	342.25									1276.3	952.5	-174.4	243.7	6.9
		38.3	30.9	2511	1531	15.3	20.1	7	6					
28TH	354.50									1237.9	921.6	-162.9	228.3	6.5
		38.9	31.4	2511	1531	15.5	20.5	7	5					
29TH	366.75									1199.0	890.2	-151.8	213.3	6.2
		39.4	31.9	2511	1531	15.7	20.8	6	5					
30TH	379.00									1159.6	858.3	-141.1	198.9	5.9
		40.0	32.4	2511	1531	15.9	21.2	6	4					
31ST	391.25									1119.6	825.9	-130.8	184.9	5.6
		40.3	32.5	2511	1531	16.0	21.2	5	4					
32ND	403.50									1079.3	793.4	-120.9	171.4	5.3
		40.2	32.5	2511	1531	16.0	21.2	5	4					
33RD	415.75									1039.1	760.9	-111.4	158.5	5.1
		40.1	32.4	2511	1531	16.0	21.2	5	4					
34TH	428.00									999.0	728.5	-102.2	146.0	4.8
		40.1	32.4	2511	1531	16.0	21.1	4	3					
35TH	440.25									958.9	696.1	-93.5	134.0	4.6
		40.0	32.3	2511	1531	15.9	21.1	4	3					
36TH	452.50									918.8	663.8	-85.2	122.5	4.4
		40.0	32.3	2511	1531	15.9	21.1	4	3					
37TH	464.75									878.9	631.5	-77.2	111.5	4.2
		39.9	32.2	2511	1531	15.9	21.0	4	3					
38TH	477.00									839.0	599.3	-69.7	101.0	4.0
		39.9	32.1	2511	1531	15.9	21.0	3	3					
39TH	489.25									799.1	567.2	-62.6	90.9	3.8
		40.2	32.0	2511	1531	16.0	20.9	3	3					
40TH	501.50									758.9	535.2	-55.8	81.4	3.6
		40.6	31.9	2511	1531	16.2	20.9	4	3					
41ST	513.75									718.3	503.2	-49.4	72.3	3.5
		41.1	31.8	2511	1531	16.4	20.8	4	3					
42ND	526.00									677.2	471.4	-43.5	63.8	3.3
		41.6	31.7	2511	1531	16.5	20.7	4	3					
43RD	538.25									635.7	439.7	-37.9	55.8	3.0
		42.0	31.6	2511	1531	16.7	20.7	4	3					
44TH	550.50									593.6	408.0	-32.7	48.2	2.8
		42.5	31.5	2511	1531	16.9	20.6	4	3					
45TH	562.75									551.2	376.5	-27.9	41.2	2.6
		43.0	31.4	2511	1531	17.1	20.5	4	4					
46TH	575.00									508.2	345.1	-23.5	34.7	2.3
		43.4	31.3	2511	1531	17.3	20.5	4	4					
47TH	587.25									464.8	313.8	-19.4	28.8	2.1
		44.2	31.3	2511	1531	17.6	20.4	4	4					
48TH	599.50									420.6	282.5	-15.8	23.3	1.8
		45.1	31.3	2511	1531	17.9	20.4	4	4					
49TH	611.75									375.5	251.2	-12.5	18.5	1.6
		45.9	31.2	2511	1531	18.3	20.4	4	4					
50TH	624.00									329.6	220.0	-9.6	14.1	1.3
		46.8	31.2	2511	1531	18.6	20.4	4	4					
51ST	636.25									282.9	188.8	-7.1	10.4	1.1
		47.6	31.2	2511	1531	19.0	20.3	4	4					
52ND	648.50									235.3	157.6	-5.0	7.2	.8
		48.5	31.1	2511	1531	19.3	20.3	4	4					
53RD	660.75									186.8	126.5	-3.3	4.6	.6
		49.3	31.1	2511	1531	19.6	20.3	4	4					

54TH	673.00									137.5	95.4	-1.9	2.6	.3
		47.8	30.9	2511	1531	19.0	20.2	3	3					
55TH	685.25									89.7	64.5	-.9	1.3	.1
		41.4	28.4	2511	1531	16.5	18.5	2	2					
56TH	697.50									48.3	36.2	-.3	.4	-.0
		35.1	25.9	2511	1531	14.0	16.9	0	0					
PARA	709.75									13.1	10.3	-.0	.0	-.0
		13.1	10.3	1076	656	12.2	15.7	-1	-1					
TOP	715.00									0.0	0.0	0.0	0.0	0.0

TABLE 7 SHEAR AND MOMENT DIAGRAMS : REPUBLIC PLAZA, DENVER
WIND DIRECTION 100 CONFIGURATION A REFERENCE PRESSURE 22.0 PSF GUST FACTOR 1.32
ECCENTRICITIES BASED ON 63 FT IN THE X DIRECTION AND 103 FT IN THE Y DIRECTION

FLOOR	HEIGHT	FORCE (KIPS) X	FORCE (KIPS) Y	AREA (SQ FT) X	AREA (SQ FT) Y	PRESSURE (PSF) X	PRESSURE (PSF) Y	ECCEN (%) X	ECCEN (%) Y	SHEAR (KIPS) X	SHEAR (KIPS) Y	MOMENT (1000-FT-KIPS) X	MOMENT (1000-FT-KIPS) Y	MOMENT (1000-FT-KIPS) Z
GRND	0.00									2479.6	874.0	-312.8	1087.5	34.9
		54.2	27.0	7380	4500	7.3	6.0	11	14					
2ND	36.00									2425.3	847.1	-281.8	999.2	34.0
		18.6	13.8	2511	1531	7.4	9.0	15	12					
3RD	48.25									2406.7	833.3	-271.5	969.6	33.6
		18.7	13.8	2511	1531	7.5	9.0	16	13					
4TH	60.50									2388.0	819.5	-261.4	940.3	33.2
		18.8	13.9	2511	1531	7.5	9.1	17	14					
5TH	72.75									2369.2	805.5	-251.5	911.1	32.8
		18.9	14.0	2511	1531	7.5	9.2	19	15					
6TH	85.00									2350.3	791.5	-241.7	882.2	32.4
		19.0	14.1	2511	1531	7.6	9.2	20	16					
7TH	97.25									2331.4	777.4	-232.1	853.5	31.9
		19.1	14.2	2511	1531	7.6	9.3	21	17					
8TH	109.50									2312.3	763.2	-222.6	825.1	31.4
		20.1	14.4	2511	1531	8.0	9.4	20	17					
9TH	121.75									2292.2	748.8	-213.4	796.9	30.8
		21.2	14.6	2511	1531	8.5	9.6	19	17					
10TH	134.00									2270.9	734.2	-204.3	768.9	30.3
		22.3	14.8	2511	1531	8.9	9.7	19	17					
11TH	146.25									2248.6	719.3	-195.4	741.3	29.7
		23.4	15.0	2511	1531	9.3	9.8	18	17					
12TH	158.50									2225.1	704.3	-186.7	713.9	29.1
		24.5	15.3	2511	1531	9.8	10.0	17	17					
13TH	170.75									2200.6	689.0	-178.1	686.8	28.5
		25.6	15.5	2511	1531	10.2	10.1	17	17					
14TH	183.00									2175.0	673.5	-169.8	660.0	27.9
		26.7	15.7	2511	1531	10.6	10.2	16	17					
15TH	195.25									2148.3	657.9	-161.6	633.5	27.3
		27.8	15.9	2511	1531	11.1	10.4	16	17					
16TH	207.50									2120.5	641.9	-153.7	607.3	26.6
		28.8	16.2	2511	1531	11.5	10.6	16	17					
17TH	219.75									2091.6	625.7	-145.9	581.5	26.0
		29.8	16.5	2511	1531	11.9	10.8	15	17					
18TH	232.00									2061.8	609.2	-138.3	556.1	25.3
		30.9	16.9	2511	1531	12.3	11.0	15	17					
19TH	244.25									2030.9	592.3	-131.0	531.0	24.6
		31.9	17.2	2511	1531	12.7	11.2	14	16					
20TH	256.50									1999.1	575.1	-123.8	506.3	24.0
		32.9	17.5	2511	1531	13.1	11.4	14	16					
21ST	268.75									1966.1	557.7	-116.9	482.1	23.3
		33.9	17.8	2511	1531	13.5	11.6	14	16					
22ND	281.00									1932.2	539.9	-110.2	458.2	22.5
		34.9	18.1	2511	1531	13.9	11.8	13	16					
23RD	293.25									1897.3	521.8	-103.7	434.7	21.8
		36.1	18.1	2511	1531	14.4	11.8	13	16					
24TH	305.50									1861.2	503.7	-97.4	411.7	21.1
		37.4	17.9	2511	1531	14.9	11.7	12	15					
25TH	317.75									1823.8	485.8	-91.3	389.1	20.4
		38.7	17.7	2511	1531	15.4	11.6	11	14					
26TH	330.00									1785.1	468.1	-85.5	367.0	19.7
		40.0	17.5	2511	1531	15.9	11.4	10	14					

TABLE 7. SHEAR AND MOMENT DIAGRAMS : REPUBLIC PLAZA, DENVER
WIND DIRECTION 100 CONFIGURATION A REFERENCE PRESSURE 22.0 PSF GUST FACTOR 1.32
ECCENTRICITIES BASED ON 63 FT IN THE X DIRECTION AND 103 FT IN THE Y DIRECTION

FLOOR	HEIGHT	FORCE (KIPS) X	FORCE (KIPS) Y	AREA (SQ FT) X	AREA (SQ FT) Y	PRESSURE (PSF) X	PRESSURE (PSF) Y	ECCEN (%) X	ECCEN (%) Y	SHEAR (KIPS) X	SHEAR (KIPS) Y	MOMENT (1000-FT-KIPS) X	MOMENT (1000-FT-KIPS) Y	MOMENT (1000-FT-KIPS) Z
27TH	342.25									1745.1	450.6	-79.8	345.4	19.0
		41.3	17.3	2511	1531	16.5	11.3	9	13					
28TH	354.50									1703.8	433.3	-74.4	324.3	18.4
		42.7	17.1	2511	1531	17.0	11.2	8	13					
29TH	366.75									1661.1	416.2	-69.2	303.7	17.7
		44.0	16.9	2511	1531	17.5	11.0	8	12					
30TH	379.00									1617.1	399.3	-64.2	283.6	17.1
		45.3	16.7	2511	1531	18.0	10.9	7	12					
31ST	391.25									1571.9	382.6	-59.4	264.1	16.5
		46.6	16.5	2511	1531	18.6	10.8	7	11					
32ND	403.50									1525.2	366.1	-54.9	245.1	15.9
		48.0	16.3	2511	1531	19.1	10.7	6	11					
33RD	415.75									1477.2	349.8	-50.5	226.7	15.3
		49.4	16.1	2511	1531	19.7	10.5	5	10					
34TH	428.00									1427.9	333.6	-46.3	208.9	14.7
		50.7	15.9	2511	1531	20.2	10.4	5	10					
35TH	440.25									1377.1	317.7	-42.3	191.7	14.1
		52.1	15.8	2511	1531	20.7	10.3	5	9					
36TH	452.50									1325.0	301.9	-38.5	175.2	13.6
		53.5	15.6	2511	1531	21.3	10.2	4	9					
37TH	464.75									1271.5	286.4	-34.9	159.3	13.1
		54.8	15.4	2511	1531	21.8	10.0	4	8					
38TH	477.00									1216.7	271.0	-31.5	144.0	12.6
		56.2	15.2	2511	1531	22.4	9.9	4	8					
39TH	489.25									1160.5	255.8	-28.3	129.5	12.1
		57.6	15.0	2511	1531	23.0	9.8	3	8					
40TH	501.50									1102.9	240.9	-25.2	115.6	11.6
		59.1	14.8	2511	1531	23.5	9.6	3	8					
41ST	513.75									1043.8	226.1	-22.4	102.5	11.0
		60.5	14.6	2511	1531	24.1	9.5	3	9					
42ND	526.00									983.2	211.5	-19.7	90.0	10.5
		62.0	14.4	2511	1531	24.7	9.4	3	9					
43RD	538.25									921.2	197.1	-17.2	78.4	9.9
		63.4	14.2	2511	1531	25.3	9.2	3	9					
44TH	550.50									857.8	183.0	-14.8	67.5	9.2
		64.9	14.0	2511	1531	25.8	9.1	3	9					
45TH	562.75									792.9	169.0	-12.7	57.4	8.6
		66.3	13.8	2511	1531	26.4	9.0	3	10					
46TH	575.00									726.6	155.3	-10.7	48.1	7.9
		67.8	13.6	2511	1531	27.0	8.9	3	10					
47TH	587.25									658.8	141.7	-8.9	39.6	7.2
		68.0	13.7	2511	1531	27.1	8.9	3	10					
48TH	599.50									590.7	128.0	-7.2	31.9	6.5
		68.0	13.8	2511	1531	27.1	9.0	3	10					
49TH	611.75									522.7	114.3	-5.8	25.1	5.8
		68.0	13.8	2511	1531	27.1	9.0	3	10					
50TH	624.00									454.7	100.4	-4.4	19.1	5.1
		68.0	13.9	2511	1531	27.1	9.1	3	10					
51ST	636.25									386.8	86.5	-3.3	14.0	4.3
		67.9	14.0	2511	1531	27.0	9.2	3	10					
52ND	648.50									318.9	72.5	-2.3	9.6	3.6
		67.9	14.1	2511	1531	27.0	9.2	4	10					
53RD	660.75									251.0	58.4	-1.5	6.1	2.8
		67.9	14.2	2511	1531	27.0	9.3	4	10					

54TH	673.00									183.1	44.2	- 9	3.5	2.1		
55TH	685.25	64.7	14.2	2511	1531	25 8	9.3	4	10	118.4	30.0	- 4	1.6	1.4		
56TH	697.50	55.4	13.1	2511	1531	22.1	8.6	4	10	63.0	16.9	- 1	.5	.7		
PARA	709.75	46.1	12.1	2511	1531	18.3	7.9	4	10	16.9	4.8	-.0	.0	.2		
TOP	715.00	16.9	4.8	1076	656	15.7	7.4	5	10	0.0	0.0	0.0	0.0	0.0		

TABLE 7. SHEAR AND MOMENT DIAGRAMS : REPUBLIC PLAZA, DENVER
WIND DIRECTION 110 CONFIGURATION A REFERENCE PRESSURE 22.0 PSF GUST FACTOR 1.32
ECCENTRICITIES BASED ON 63 FT IN THE X DIRECTION AND 103 FT IN THE Y DIRECTION

FLOOR	HEIGHT	FORCE (KIPS) X	FORCE (KIPS) Y	AREA (SQ FT) X	AREA (SQ FT) Y	PRESSURE (PSF) X	PRESSURE (PSF) Y	ECCEN (%) X	ECCEN (%) Y	SHEAR (KIPS) X	SHEAR (KIPS) Y	MOMENT (1000-FT-KIPS) X	MOMENT (1000-FT-KIPS) Y	MOMENT (1000-FT-KIPS) Z
GRND	0.00									3102.4	401.1	-117.5	1329.8	49.1
		77.3	12.4	7380	4500	10.5	2.8	4	14					
2ND	36.00									3025.0	388.7	-103.3	1219.5	47.9
		26.2	10.8	2511	1531	10.4	7.0	9	14					
3RD	48.25									2998.8	378.0	-98.6	1182.6	47.5
		26.2	10.5	2511	1531	10.4	6.9	9	14					
4TH	60.50									2972.7	367.5	-94.0	1146.1	47.0
		26.1	10.3	2511	1531	10.4	6.7	9	14					
5TH	72.75									2946.6	357.2	-89.6	1109.8	46.6
		26.1	10.0	2511	1531	10.4	6.6	9	15					
6TH	85.00									2920.5	347.2	-85.3	1073.9	46.2
		26.0	9.8	2511	1531	10.4	6.4	9	15					
7TH	97.25									2894.5	337.4	-81.1	1038.2	45.7
		26.0	9.6	2511	1531	10.3	6.3	9	15					
8TH	109.50									2868.5	327.7	-77.0	1003.0	45.2
		27.3	9.6	2511	1531	10.9	6.3	9	16					
9TH	121.75									2841.2	318.2	-73.1	968.0	44.7
		28.6	9.5	2511	1531	11.4	6.2	9	17					
10TH	134.00									2812.6	308.6	-69.2	933.3	44.2
		29.9	9.5	2511	1531	11.9	6.2	9	18					
11TH	146.25									2782.7	299.1	-65.5	899.1	43.6
		31.2	9.5	2511	1531	12.4	6.2	9	19					
12TH	158.50									2751.5	289.6	-61.9	865.2	42.9
		32.5	9.4	2511	1531	13.0	6.2	9	19					
13TH	170.75									2719.0	280.2	-58.4	831.7	42.2
		33.9	9.4	2511	1531	13.5	6.1	9	20					
14TH	183.00									2685.1	270.8	-55.0	798.6	41.5
		35.2	9.4	2511	1531	14.0	6.1	9	21					
15TH	195.25									2649.9	261.4	-51.8	765.9	40.7
		36.5	9.4	2511	1531	14.5	6.1	9	21					
16TH	207.50									2613.5	252.0	-48.6	733.7	39.8
		37.6	9.6	2511	1531	15.0	6.2	9	21					
17TH	219.75									2575.9	242.4	-45.6	701.9	39.0
		38.7	9.7	2511	1531	15.4	6.3	9	21					
18TH	232.00									2537.3	232.7	-42.7	670.6	38.1
		39.8	9.8	2511	1531	15.8	6.4	8	21					
19TH	244.25									2497.5	222.9	-39.9	639.7	37.2
		40.9	10.0	2511	1531	16.3	6.5	8	21					
20TH	256.50									2456.6	213.0	-37.2	609.4	36.3
		42.0	10.1	2511	1531	16.7	6.6	8	20					
21ST	268.75									2414.7	202.9	-34.7	579.5	35.3
		43.1	10.2	2511	1531	17.1	6.7	8	20					
22ND	281.00									2371.6	192.6	-32.3	550.2	34.4
		44.2	10.4	2511	1531	17.6	6.8	8	20					
23RD	293.25									2327.5	182.2	-30.0	521.4	33.4
		45.5	10.2	2511	1531	18.1	6.7	7	20					
24TH	305.50									2281.9	172.0	-27.8	493.2	32.5
		47.4	9.9	2511	1531	18.9	6.5	6	19					
25TH	317.75									2234.5	162.1	-25.8	465.5	31.5
		49.3	9.6	2511	1531	19.6	6.3	6	18					
26TH	330.00									2185.2	152.5	-23.8	438.5	30.6
		51.2	9.3	2511	1531	20.4	6.0	5	17					

TABLE 7. SHEAR AND MOMENT DIAGRAMS : REPUBLIC PLAZA, DENVER
WIND DIRECTION 110 CONFIGURATION A REFERENCE PRESSURE 22.0 PSF GUST FACTOR 1.32
ECCENTRICITIES BASED ON 63 FT IN THE X DIRECTION AND 103 FT IN THE Y DIRECTION

FLOOR	HEIGHT	FORCE (KIPS) X	FORCE (KIPS) Y	AREA (SQ FT) X	AREA (SQ FT) Y	PRESSURE (PSF) X	PRESSURE (PSF) Y	ECCEN (%) X	ECCEN (%) Y	SHEAR (KIPS) X	SHEAR (KIPS) Y	MOMENT (1000-FT-KIPS) X	MOMENT (1000-FT-KIPS) Y	MOMENT (1000-FT-KIPS) Z
27TH	342.25									2134.0	143.3	-22.0	412.0	29.7
		53.1	8.9	2511	1531	21.1	5.8	5	16					
28TH	354.50									2080.9	134.3	-20.3	386.2	28.7
		55.0	8.6	2511	1531	21.9	5.6	4	16					
29TH	366.75									2026.0	125.7	-18.7	361.0	27.8
		56.9	8.3	2511	1531	22.6	5.4	4	15					
30TH	379.00									1969.1	117.4	-17.2	336.6	27.0
		58.7	8.0	2511	1531	23.4	5.2	3	14					
31ST	391.25									1910.4	109.4	-15.8	312.8	26.1
		60.6	7.5	2511	1531	24.1	4.9	3	14					
32ND	403.50									1849.8	101.9	-14.6	289.8	25.2
		62.4	7.0	2511	1531	24.8	4.6	3	14					
33RD	415.75									1787.4	94.9	-13.3	267.5	24.3
		64.2	6.5	2511	1531	25.6	4.3	2	13					
34TH	428.00									1723.2	88.3	-12.2	246.0	23.5
		66.0	6.0	2511	1531	26.3	3.9	2	13					
35TH	440.25									1657.2	82.3	-11.2	225.3	22.6
		67.8	5.6	2511	1531	27.0	3.6	2	13					
36TH	452.50									1589.4	76.7	-10.2	205.4	21.7
		69.6	5.1	2511	1531	27.7	3.3	2	13					
37TH	464.75									1519.8	71.7	-9.3	186.4	20.7
		71.4	4.6	2511	1531	28.4	3.0	1	13					
38TH	477.00									1448.3	67.1	-8.4	168.2	19.8
		73.2	4.1	2511	1531	29.2	2.7	1	12					
39TH	489.25									1375.1	63.0	-7.6	150.9	18.9
		74.2	3.8	2511	1531	29.6	2.5	1	12					
40TH	501.50									1300.9	59.2	-6.9	134.5	17.9
		74.9	3.6	2511	1531	29.8	2.3	1	13					
41ST	513.75									1226.0	55.6	-6.2	119.0	17.0
		75.6	3.4	2511	1531	30.1	2.2	1	13					
42ND	526.00									1150.4	52.3	-5.5	104.5	16.0
		76.3	3.1	2511	1531	30.4	2.0	1	13					
43RD	538.25									1074.1	49.1	-4.9	90.8	15.0
		76.9	2.9	2511	1531	30.6	1.9	1	13					
44TH	550.50									997.1	46.3	-4.3	78.2	13.9
		77.6	2.6	2511	1531	30.9	1.7	1	13					
45TH	562.75									919.5	43.6	-3.8	66.4	12.9
		78.3	2.4	2511	1531	31.2	1.6	1	13					
46TH	575.00									841.2	41.2	-3.3	55.6	11.8
		79.0	2.2	2511	1531	31.4	1.4	1	14					
47TH	587.25									762.2	39.0	-2.8	45.8	10.7
		79.0	2.5	2511	1531	31.4	1.6	1	14					
48TH	599.50									683.3	36.5	-2.3	37.0	9.6
		78.8	2.8	2511	1531	31.4	1.8	1	14					
49TH	611.75									604.4	33.8	-1.9	29.1	8.5
		78.7	3.1	2511	1531	31.3	2.0	1	14					
50TH	624.00									525.8	30.7	-1.5	22.2	7.4
		78.5	3.3	2511	1531	31.3	2.2	1	14					
51ST	636.25									447.2	27.3	-1.1	16.2	6.3
		78.4	3.6	2511	1531	31.2	2.4	1	14					
52ND	648.50									368.9	23.7	-.8	11.2	5.2
		78.2	3.9	2511	1531	31.1	2.6	1	13					
53RD	660.75									290.6	19.8	-.5	7.2	4.1
		78.1	4.2	2511	1531	31.1	2.7	1	13					

54TH	673.00									212.6	15.6	-.3	4.1	3.0
		74.5	4.5	2511	1531	29.7	2.9	1	14					
55TH	685.25									138.1	11.1	-.2	1.9	2.0
		64.2	4.5	2511	1531	25.6	3.0	2	14					
56TH	697.50									73.9	6.6	-.1	.6	1.1
		53.9	4.6	2511	1531	21.5	3.0	2	14					
PARA	709.75									20.0	2.0	-.0	.1	.3
		20.0	2.0	1076	656	18.5	3.0	2	14					
TOP	715.00									0.0	0.0	0.0	0.0	0.0

TABLE 7. SHEAR AND MOMENT DIAGRAMS : REPUBLIC PLAZA, DENVER
WIND DIRECTION 120 CONFIGURATION A REFERENCE PRESSURE 22.0 PSF GUST FACTOR 1.32
ECCENTRICITIES BASED ON 63 FT IN THE X DIRECTION AND 103 FT IN THE Y DIRECTION

FLOOR	HEIGHT	FORCE (KIPS) X	FORCE (KIPS) Y	AREA (SQ FT) X	AREA (SQ FT) Y	PRESSURE (PSF) X	PRESSURE (PSF) Y	ECCEN (%) X	ECCEN (%) Y	SHEAR (KIPS) X	SHEAR (KIPS) Y	MOMENT (1000-FT-KIPS) X	MOMENT (1000-FT-KIPS) Y	MOMENT (1000-FT-KIPS) Z
GRND	0.00									3098.8	-74.6	83.0	1363.6	46.1
		78.9	-3.5	7380	4500	10.7	-.8	-1	18					
2ND	36.00									3019.9	-71.1	80.4	1253.5	44.6
		26.5	3.1	2511	1531	10.6	2.0	4	21					
3RD	48.25									2993.4	-74.3	79.5	1216.7	44.0
		26.4	2.8	2511	1531	10.5	1.8	4	22					
4TH	60.50									2967.0	-77.0	78.6	1180.2	43.4
		26.2	2.4	2511	1531	10.4	1.6	3	23					
5TH	72.75									2940.8	-79.4	77.6	1144.0	42.8
		26.0	2.0	2511	1531	10.4	1.3	3	24					
6TH	85.00									2914.8	-81.5	76.6	1108.1	42.1
		25.9	1.7	2511	1531	10.3	1.1	3	24					
7TH	97.25									2888.9	-83.1	75.6	1072.6	41.5
		25.7	1.5	2511	1531	10.2	1.0	2	25					
8TH	109.50									2863.2	-84.6	74.6	1037.3	40.8
		26.2	2.0	2511	1531	10.4	1.3	3	25					
9TH	121.75									2836.9	-86.6	73.6	1002.4	40.2
		26.7	2.4	2511	1531	10.6	1.6	4	25					
10TH	134.00									2810.3	-89.0	72 5	967.8	39.5
		27.2	2.9	2511	1531	10.8	1.9	4	25					
11TH	146.25									2783.1	-91.9	71.4	933.6	38.7
		27.7	3.3	2511	1531	11.0	2.2	5	25					
12TH	158.50									2755.4	-95.3	70.2	899.6	38.0
		28.1	3.8	2511	1531	11.2	2.5	6	25					
13TH	170.75									2727.3	-99.1	69.0	866.1	37.3
		28.6	4.3	2511	1531	11.4	2.8	6	25					
14TH	183.00									2698.7	-103.3	67.8	832.8	36.5
		29.1	4.7	2511	1531	11.6	3.1	7	26					
15TH	195.25									2669.6	-108.1	66.5	799.9	35.7
		29.7	5.1	2511	1531	11.8	3.3	7	26					
16TH	207.50									2639.9	-113.2	65.2	767.4	34.9
		30.9	5.5	2511	1531	12.3	3.6	7	25					
17TH	219.75									2609.0	-118.7	63.7	735.3	34.1
		32.1	5.8	2511	1531	12.8	3.8	7	24					
18TH	232.00									2576.9	-124.5	62.2	703.5	33.3
		33.4	6.1	2511	1531	13.3	4.0	7	24					
19TH	244.25									2543.5	-130.6	60.7	672.1	32.4
		34.6	6.5	2511	1531	13.8	4.2	7	23					
20TH	256.50									2508.9	-137.1	59.0	641.2	31.6
		35.9	6.8	2511	1531	14.3	4.5	7	23					
21ST	268.75									2473.0	-143.9	57.3	610.7	30.7
		37.1	7.2	2511	1531	14.8	4.7	7	22					
22ND	281.00									2435.9	-151.1	55 5	580.6	29 9
		38.3	7.5	2511	1531	15.3	4.9	7	22					
23RD	293.25									2397.5	-158.6	53 6	551.0	29.0
		40.0	7.1	2511	1531	15.9	4.6	6	21					
24TH	305.50									2357.5	-165.7	51.6	521.9	28.1
		42.4	6.2	2511	1531	16.9	4.1	5	20					
25TH	317.75									2315.1	-171.9	49.6	493.3	27.2
		44.9	5.3	2511	1531	17.9	3.5	4	19					
26TH	330.00									2270.3	-177.2	47.4	465.2	26.3
		47.3	4.5	2511	1531	18.8	2.9	3	19					

TABLE 7. SHEAR AND MOMENT DIAGRAMS : REPUBLIC PLAZA, DENVER
WIND DIRECTION 120 CONFIGURATION A REFERENCE PRESSURE 22.0 PSF GUST FACTOR 1.32
ECCENTRICITIES BASED ON 63 FT IN THE X DIRECTION AND 103 FT IN THE Y DIRECTION

FLOOR	HEIGHT	FORCE (KIPS) X	FORCE (KIPS) Y	AREA (SQ FT) X	AREA (SQ FT) Y	PRESSURE (PSF) X	PRESSURE (PSF) Y	ECCEN (%) X	ECCEN (%) Y	SHEAR (KIPS) X	SHEAR (KIPS) Y	MOMENT (1000-FT-KIPS) X	MOMENT (1000-FT-KIPS) Y	MOMENT (1000-FT-KIPS) Z
27TH	342.25									2223.0	-181.7	45.2	437.7	25.4
		49.7	3.6	2511	1531	19.8	2.4	2	18					
28TH	354.50									2173.3	-185.3	43.0	410.7	24.5
		52.1	2.7	2511	1531	20.8	1.8	1	17					
29TH	366.75									2121.1	-188.0	40.7	384.4	23.6
		54.6	1.9	2511	1531	21.7	1.2	1	16					
30TH	379.00									2066.6	-189.9	38.4	358.8	22.6
		57.0	1.0	2511	1531	22.7	.7	0	16					
31ST	391.25									2009.6	-190.9	36.0	333.8	21.7
		59.4	.1	2511	1531	23.6	.0	0	15					
32ND	403.50									1950.2	-190.9	33.7	309.6	20.8
		61.7	-.9	2511	1531	24.6	-.6	-0	14					
33RD	415.75									1888.5	-190.0	31.4	286.1	19.9
		64.0	-1.9	2511	1531	25.5	-1.2	-1	13					
34TH	428.00									1824.5	-188.2	29.1	263.3	19.0
		66.4	-2.8	2511	1531	26.4	-1.8	-1	13					
35TH	440.25									1758.1	-185.3	26.8	241.4	18.2
		68.7	-3.8	2511	1531	27.4	-2.5	-1	12					
36TH	452.50									1689.4	-181.6	24.5	220.2	17.3
		71.0	-4.8	2511	1531	28.3	-3.1	-1	11					
37TH	464.75									1618.4	-176.8	22.3	200.0	16.5
		73.4	-5.7	2511	1531	29.2	-3.7	-1	11					
38TH	477.00									1545.0	-171.1	20.2	180.6	15.7
		75.7	-6.7	2511	1531	30.1	-4.4	-1	10					
39TH	489.25									1469.3	-164.4	18.1	162.2	14.9
		77.2	-7.2	2511	1531	30.7	-4.7	-2	10					
40TH	501.50									1392.1	-157.1	16.2	144.6	14.1
		78.3	-7.8	2511	1531	31.2	-5.1	-2	10					
41ST	513.75									1313.8	-149.3	14.3	128.0	13.3
		79.5	-8.4	2511	1531	31.6	-5.5	-2	10					
42ND	526.00									1234.3	-141.0	12.5	112.4	12.5
		80.6	-8.9	2511	1531	32.1	-5.8	-2	9					
43RD	538.25									1153.7	-132.1	10.8	97.8	11.7
		81.8	-9.5	2511	1531	32.6	-6.2	-2	9					
44TH	550.50									1072.0	-122.6	9.3	84.2	10.9
		82.9	-10.0	2511	1531	33.0	-6.5	-2	9					
45TH	562.75									989.1	-112.6	7.8	71.6	10.1
		84.0	-10.6	2511	1531	33.5	-6.9	-2	9					
46TH	575.00									905.0	-102.1	6.5	60.0	9.4
		85.2	-11.0	2511	1531	33.9	-7.2	-2	9					
47TH	587.25									819.8	-91.0	5.3	49.4	8.6
		85.1	-10.6	2511	1531	33.9	-6.9	-2	9					
48TH	599.50									734.7	-80.4	4.3	39.9	7.8
		84.8	-10.2	2511	1531	33.8	-6.7	-2	9					
49TH	611.75									649.9	-70.2	3.4	31.4	6.9
		84.5	-9.8	2511	1531	33.6	-6.4	-2	9					
50TH	624.00									565.4	-60.3	2.6	23.9	6.1
		84.2	-9.4	2511	1531	33.5	-6.2	-2	10					
51ST	636.25									481.3	-50.9	1.9	17.5	5.3
		83.8	-9.0	2511	1531	33.4	-5.9	-2	10					
52ND	648.50									397.4	-41.9	1.3	12.2	4.4
		83.5	-8.6	2511	1531	33.3	-5.6	-2	10					
53RD	660.75									313.9	-33.2	.9	7.8	3.5
		83.2	-8.2	2511	1531	33.1	-5.4	-2	10					

54TH	673.00									230.7	-25.0	.5	4.5	2.6
		79.6	-7.8	2511	1531	31.7	-5.1	-2	11					
55TH	685.25									151.1	-17.2	.2	2.1	1.8
		69.5	-7.4	2511	1531	27.7	-4.8	-2	11					
56TH	697.50									81.7	-9.8	.1	.7	1.0
		59.3	-6.9	2511	1531	23.6	-4.5	-2	11					
PARA	709.75									22.3	-2.8	.0	.1	.3
		22.3	-2.8	1076	656	20.8	-4.3	-2	12					
TOP	715.00									0.0	0.0	0.0	0.0	0.0

TABLE 7. SHEAR AND MOMENT DIAGRAMS : REPUBLIC PLAZA, DENVER
WIND DIRECTION 130 CONFIGURATION A REFERENCE PRESSURE 22.0 PSF GUST FACTOR 1.32
ECCENTRICITIES BASED ON 63 FT IN THE X DIRECTION AND 103 FT IN THE Y DIRECTION

FLOOR	HEIGHT	FORCE (KIPS) X	FORCE (KIPS) Y	AREA (SQ FT) X	AREA (SQ FT) Y	PRESSURE (PSF) X	PRESSURE (PSF) Y	ECCEN (%) X	ECCEN (%) Y	SHEAR (KIPS) X	SHEAR (KIPS) Y	MOMENT (1000-FT-KIPS) X	MOMENT (1000-FT-KIPS) Y	MOMENT (1000-FT-KIPS) Z
GRND	0.00									3135.6	-78.6	55.0	1422.8	20.0
		80.0	-4.7	7380	4500	10.8	-1.1	-2	17					
2ND	36.00									3055.6	-73.8	52.3	1311.4	18.6
		24.5	1.2	2511	1531	9.8	.8	2	21					
3RD	48.25									3031.1	-75.0	51.4	1274.1	18.1
		23.1	.8	2511	1531	9.2	.5	1	23					
4TH	60.50									3008.0	-75.9	50.5	1237.1	17.6
		21.7	.5	2511	1531	8.7	.3	1	25					
5TH	72.75									2986.3	-76.4	49.5	1200.4	17.0
		20.3	.2	2511	1531	8.1	.1	0	27					
6TH	85.00									2965.9	-76.5	48.6	1164.0	16.5
		19.0	-.2	2511	1531	7.5	-.1	-0	30					
7TH	97.25									2947.0	-76.4	47.7	1127.7	15.9
		17.6	-.4	2511	1531	7.0	-.3	-1	32					
8TH	109.50									2929.4	-76.0	46.7	1091.8	15.3
		18.1	-.3	2511	1531	7.2	-.2	-1	30					
9TH	121.75									2911.3	-75.6	45.8	1056.0	14.7
		18.6	-.2	2511	1531	7.4	-.2	-1	28					
10TH	134.00									2892.7	-75.4	44.9	1020.4	14.2
		19.1	-.1	2511	1531	7.6	-.1	-0	26					
11TH	146.25									2873.6	-75.3	44.0	985.1	13.7
		19.6	-.1	2511	1531	7.8	-.0	-0	24					
12TH	158.50									2854.0	-75.2	43.0	950.0	13.2
		20.1	.0	2511	1531	8.0	.0	0	22					
13TH	170.75									2833.9	-75.2	42.1	915.2	12.8
		20.6	.1	2511	1531	8.2	.1	0	21					
14TH	183.00									2813.2	-75.3	41.2	880.6	12.3
		21.1	.2	2511	1531	8.4	.1	0	19					
15TH	195.25									2792.1	-75.5	40.3	846.3	11.9
		21.9	.4	2511	1531	8.7	.3	1	18					
16TH	207.50									2770.2	-75.9	39.3	812.2	11.5
		24.4	.9	2511	1531	9.7	.6	1	16					
17TH	219.75									2745.8	-76.8	38.4	778.4	11.1
		26.9	1.4	2511	1531	10.7	.9	1	15					
18TH	232.00									2718.9	-78.3	37.5	744.9	10.7
		29.4	1.9	2511	1531	11.7	1.3	1	14					
19TH	244.25									2689.4	-80.2	36.5	711.8	10.3
		32.0	2.4	2511	1531	12.7	1.6	2	13					
20TH	256.50									2657.5	-82.6	35.5	679.1	9.9
		34.5	2.9	2511	1531	13.7	1.9	2	12					
21ST	268.75									2623.0	-85.6	34.5	646.7	9.5
		37.0	3.4	2511	1531	14.7	2.2	2	11					
22ND	281.00									2586.0	-89.0	33.4	614.8	9.0
		39.5	3.9	2511	1531	15.7	2.6	2	11					
23RD	293.25									2546.4	-92.9	32.3	583.4	8.6
		42.2	3.8	2511	1531	16.8	2.5	1	10					
24TH	305.50									2504.3	-96.8	31.1	552.4	8.2
		45.0	3.4	2511	1531	17.9	2.2	1	9					
25TH	317.75									2459.3	-100.1	29 9	522.0	7.8
		47.8	2.9	2511	1531	19.0	1.9	1	8					
26TH	330.00									2411.5	-103.1	28.7	492.2	7.4
		50.7	2.5	2511	1531	20.2	1.6	1	7					

TABLE 7. SHEAR AND MOMENT DIAGRAMS : REPUBLIC PLAZA, DENVER
WIND DIRECTION 130 CONFIGURATION A REFERENCE PRESSURE 22.0 PSF GUST FACTOR 1.32
ECCENTRICITIES BASED ON 63 FT IN THE X DIRECTION AND 103 FT IN THE Y DIRECTION

FLOOR	HEIGHT	FORCE (KIPS) X	FORCE (KIPS) Y	AREA (SQ FT) X	AREA (SQ FT) Y	PRESSURE (PSF) X	PRESSURE (PSF) Y	ECCEN (%) X	ECCEN (%) Y	SHEAR (KIPS) X	SHEAR (KIPS) Y	MOMENT (1000-FT-KIPS) X	MOMENT (1000-FT-KIPS) Y	MOMENT (1000-FT-KIPS) Z
27TH	342.25									2360.8	-105.5	27.4	463.0	7.0
		53.5	2.0	2511	1531	21.3	1.3	0	6					
28TH	354.50									2307.3	-107.6	26.1	434.4	6.7
		56.3	1.6	2511	1531	22.4	1.0	0	5					
29TH	366.75									2251.0	-109.1	24.7	406.5	6.4
		59.1	1.1	2511	1531	23.6	.7	0	5					
30TH	379.00									2191.9	-110.2	23.4	379.3	6.2
		62.0	.6	2511	1531	24.7	.4	0	4					
31ST	391.25									2129.9	-110.9	22.1	352.8	5.9
		64.6	.1	2511	1531	25.7	.1	0	3					
32ND	403.50									2065.3	-111.0	20.7	327.1	5.7
		66.9	-.4	2511	1531	26.7	-.2	-0	3					
33RD	415.75									1998.4	-110.6	19.3	302.2	5.5
		69.3	-.9	2511	1531	27.6	-.6	-0	3					
34TH	428.00									1929.1	-109.7	18.0	278.1	5.2
		71.6	-1.4	2511	1531	28.5	-.9	-0	3					
35TH	440.25									1857.5	-108.3	16.6	255.0	5.0
		74.0	-1.9	2511	1531	29.5	-1.3	-0	3					
36TH	452.50									1783.5	-106.4	15.3	232.7	4.8
		76.3	-2.5	2511	1531	30.4	-1.6	-0	3					
37TH	464.75									1707.2	-103.9	14.0	211.3	4.6
		78.7	-3.0	2511	1531	31.3	-2.0	-0	3					
38TH	477.00									1628.5	-100.9	12.8	190.8	4.4
		81.0	-3.5	2511	1531	32.3	-2.3	-0	2					
39TH	489.25									1547.4	-97.4	11.6	171.4	4.2
		82.3	-3.8	2511	1531	32.8	-2.5	-0	2					
40TH	501.50									1465.1	-93.6	10.4	152.9	4.0
		83.1	-4.1	2511	1531	33.1	-2.7	-0	2					
41ST	513.75									1382.1	-89.5	9.3	135.5	3.8
		83.9	-4.3	2511	1531	33.4	-2.8	-0	2					
42ND	526.00									1298.2	-85.2	8.2	119.1	3.6
		84.7	-4.6	2511	1531	33.7	-3.0	-0	2					
43RD	538.25									1213.5	-80.6	7.2	103.7	3.4
		85.5	-4.9	2511	1531	34.0	-3.2	-0	3					
44TH	550.50									1128.0	-75.7	6.2	89.4	3.1
		86.3	-5.2	2511	1531	34.4	-3.4	-0	3					
45TH	562.75									1041.8	-70.5	5.3	76.1	2.9
		87.1	-5.4	2511	1531	34.7	-3.6	-0	3					
46TH	575.00									954.7	-65.1	4.5	63.8	2.7
		87.9	-5.7	2511	1531	35.0	-3.7	-0	3					
47TH	587.25									866.8	-59.4	3.8	52.7	2.4
		88.1	-5.7	2511	1531	35.1	-3.7	-0	3					
48TH	599.50									778.8	-53.7	3.1	42.6	2.2
		88.2	-5.7	2511	1531	35.1	-3.7	-0	3					
49TH	611.75									690.6	-47.9	2 4	33.6	2.0
		88.2	-5.8	2511	1531	35.1	-3.8	-0	3					
50TH	624.00									602.4	-42.2	1.9	25.7	1.7
		88.3	-5.8	2511	1531	35.2	-3.8	-0	3					
51ST	636.25									514.1	-36.4	1.4	18.8	1.5
		88.4	-5.8	2511	1531	35.2	-3.8	-0	3					
52ND	648.50									425.7	-30.6	1.0	13.1	1.2
		88.5	-5.8	2511	1531	35.2	-3.8	-0	3					
53RD	660.75									337.2	-24.8	.7	8.4	1.0
		88.6	-5.8	2511	1531	35.3	-3.8	-0	3					

54TH	673.00	85.1	-5.8	2511	1531	33.9	-3.8	-0	3	248.6	-19.0	.4	4.8	.7
55TH	685.25	74.7	-5.6	2511	1531	29.8	-3.6	-0	3	163.5	-13.1	.2	2.3	.4
56TH	697.50	64.4	-5.3	2511	1531	25.6	-3.5	-0	3	88.8	-7.6	.1	.8	.2
PARA	709.75	24.4	-2.2	1076	656	22.7	-3.4	-0	2	24.4	-2.2	.0	.1	.1
TOP	715.00									0.0	0.0	0.0	0.0	0.0

TABLE 7. SHEAR AND MOMENT DIAGRAMS : REPUBLIC PLAZA, DENVER
WIND DIRECTION 140 CONFIGURATION A REFERENCE PRESSURE 22.0 PSF GUST FACTOR 1.32
ECCENTRICITIES BASED ON 63 FT IN THE X DIRECTION AND 103 FT IN THE Y DIRECTION

FLOOR	HEIGHT	FORCE (KIPS) X	FORCE (KIPS) Y	AREA (SQ FT) X	AREA (SQ FT) Y	PRESSURE (PSF) X	PRESSURE (PSF) Y	ECCEN (%) X	ECCEN (%) Y	SHEAR (KIPS) X	SHEAR (KIPS) Y	MOMENT (1000-FT-KIPS) X	MOMENT (1000-FT-KIPS) Y	MOMENT (1000-FT-KIPS) Z
GRND	0.00									3391.2	186.2	-123.5	1477.8	-4.6
		101.0	-10.5	7380	4500	13.7	-2.3	-4	23					
2ND	36.00									3290.2	196.7	-116.6	1357.6	-6.9
		31.0	-.7	2511	1531	12.4	-.4	-1	27					
3RD	48.25									3259.2	197.4	-114.2	1317.4	-7.8
		29.3	-1.7	2511	1531	11.7	-1.1	-3	28					
4TH	60.50									3229.9	199.0	-111.8	1277.7	-8.6
		27.6	-2.6	2511	1531	11.0	-1.7	-5	30					
5TH	72.75									3202.2	201.7	-109.3	1238.3	-9.5
		25.9	-3.6	2511	1531	10.3	-2.4	-7	32					
6TH	85.00									3176.3	205.3	-106.8	1199.2	-10.4
		24.2	-4.6	2511	1531	9.6	-3.0	-10	34					
7TH	97.25									3152.1	209.8	-104.3	1160.5	-11.2
		22.5	-5.3	2511	1531	9.0	-3.5	-14	35					
8TH	109.50									3129.6	215.1	-101.7	1122.0	-12.1
		23.4	-5.3	2511	1531	9.3	-3.5	-11	30					
9TH	121.75									3106.1	220.4	-99.0	1083.8	-12.9
		24.3	-5.3	2511	1531	9.7	-3.5	-9	26					
10TH	134.00									3081.8	225.7	-96.3	1045.9	-13.5
		25.2	-5.3	2511	1531	10.0	-3.5	-8	22					
11TH	146.25									3056.6	231.1	-93.5	1008.3	-14.1
		26.1	-5.3	2511	1531	10.4	-3.5	-6	18					
12TH	158.50									3030.5	236.4	-90.6	971.0	-14.6
		27.0	-5.3	2511	1531	10.7	-3.5	-5	14					
13TH	170.75									3003.6	241.7	-87.7	934.1	-15.0
		27.8	-5.4	2511	1531	11.1	-3.5	-3	11					
14TH	183.00									2975.7	247.1	-84 7	897.4	-15.4
		28.7	-5.4	2511	1531	11.4	-3.5	-2	8					
15TH	195.25									2947.0	252.5	-81.7	861.2	-15.6
		29.8	-4.9	2511	1531	11.9	-3.2	-1	5					
16TH	207.50									2917.2	257.4	-78.5	825.2	-15.8
		32.7	-3.7	2511	1531	13.0	-2.4	-0	2					
17TH	219.75									2884.5	261.1	-75.4	789.7	-15.8
		35.5	-2.5	2511	1531	14.1	-1.6	-0	0					
18TH	232.00									2849.0	263.6	-72 1	754.6	-15.8
		38.3	-1.3	2511	1531	15.3	-.8	0	-2					
19TH	244.25									2810.7	264.9	-68.9	719.9	-15.8
		41.1	-.1	2511	1531	16.4	-.1	0	-4					
20TH	256.50									2769.5	265.0	-65.7	685.7	-15.6
		44.0	1.1	2511	1531	17.5	.7	-0	-5					
21ST	268.75									2725.6	263.9	-62.4	652.1	-15.4
		46.8	2.3	2511	1531	18.6	1.5	-1	-6					
22ND	281.00									2678.8	261.5	-59.2	619.0	-15.1
		49.6	3.5	2511	1531	19.8	2.3	-1	-8					
23RD	293.25									2629.1	258.0	-56.0	586.5	-14.7
		52.3	4.3	2511	1531	20.8	2.8	-1	-8					
24TH	305.50									2576.9	253.7	-52.9	554.6	-14.3
		54.6	4.8	2511	1531	21.7	3.1	-1	-8					
25TH	317.75									2522.3	248.9	-49.8	523.4	-13.8
		56.8	5.3	2511	1531	22.6	3.5	-1	-8					
26TH	330.00									2465.5	243.6	-46.8	492.8	-13.4
		59.1	5.8	2511	1531	23.5	3.8	-1	-7					

TABLE 7. SHEAR AND MOMENT DIAGRAMS ; REPUBLIC PLAZA, DENVER
WIND DIRECTION 140 CONFIGURATION A REFERENCE PRESSURE 22.0 PSF GUST FACTOR 1.32
ECCENTRICITIES BASED ON 63 FT IN THE X DIRECTION AND 103 FT IN THE Y DIRECTION

FLOOR	HEIGHT	FORCE (KIPS) X	FORCE (KIPS) Y	AREA (SQ FT) X	AREA (SQ FT) Y	PRESSURE (PSF) X	PRESSURE (PSF) Y	ECCEN (%) X	ECCEN (%) Y	SHEAR (KIPS) X	SHEAR (KIPS) Y	MOMENT (1000-FT-KIPS) X	MOMENT (1000-FT-KIPS) Y	MOMENT (1000-FT-KIPS) Z
27TH	342.25									2406.3	237.8	-43.8	463.0	-12.9
		61.4	6.3	2511	1531	24.5	4.1	-1	-7					
28TH	354.50									2344.9	231.4	-41.0	433.9	-12.4
		63.7	6.9	2511	1531	25.4	4.5	-1	-7					
29TH	366.75									2281.2	224.6	-38.2	405.5	-12.0
		66.0	7.4	2511	1531	26.3	4.8	-1	-7					
30TH	379.00									2215.2	217.2	-35.5	378.0	-11.5
		68.3	7.9	2511	1531	27.2	5.1	-1	-7					
31ST	391.25									2146.9	209.3	-32.9	351.3	-11.0
		70.2	8.1	2511	1531	28.0	5.3	-1	-7					
32ND	403.50									2076.7	201.2	-30.3	325.4	-10.5
		71.8	8.2	2511	1531	28.6	5.4	-1	-7					
33RD	415.75									2004.9	193.0	-27.9	300.4	-10.0
		73.4	8.4	2511	1531	29.2	5.5	-1	-6					
34TH	428.00									1931.5	184.6	-25.6	276.3	-9.5
		75.0	8.5	2511	1531	29.8	5.5	-1	-6					
35TH	440.25									1856.5	176.1	-23.4	253.1	-9.1
		76.5	8.6	2511	1531	30.5	5.6	-1	-6					
36TH	452.50									1780.0	167.5	-21.3	230.8	-8.6
		78.1	8.8	2511	1531	31.1	5.7	-1	-5					
37TH	464.75									1701.9	158.7	-19.3	209.5	-8.2
		79.7	8.9	2511	1531	31.7	5.8	-1	-5					
38TH	477.00									1622.3	149.9	-17.4	189.1	-7.7
		81.2	9.0	2511	1531	32.3	5.9	-1	-5					
39TH	489.25									1541.0	140.8	-15.6	169.7	-7.3
		82.3	8.8	2511	1531	32.8	5.7	-1	-5					
40TH	501.50									1458.7	132.1	-14 0	151.4	-6.9
		83.3	8.5	2511	1531	33.2	5.6	-1	-5					
41ST	513.75									1375.4	123.6	-12.4	134.0	-6.5
		84.2	8.2	2511	1531	33.5	5.4	-1	-5					
42ND	526.00									1291.2	115.3	-10 9	117.7	-6.1
		85.1	8.0	2511	1531	33.9	5.2	-1	-5					
43RD	538.25									1206.0	107.4	-9.6	102.4	-5.7
		86.1	7.7	2511	1531	34.3	5.0	-1	-5					
44TH	550.50									1120.0	99.7	-8.3	88.1	-5.3
		87.0	7.5	2511	1531	34.6	4.9	-1	-5					
45TH	562.75									1033.0	92.2	-7.1	75.0	-4.8
		87.9	7.2	2511	1531	35.0	4.7	-1	-5					
46TH	575.00									945.0	85.0	-6.0	62.8	-4.4
		88.9	7.0	2511	1531	35.4	4.6	-1	-5					
47TH	587.25									856.1	78.0	-5.0	51.8	-4.0
		88.7	7.1	2511	1531	35.3	4.6	-1	-5					
48TH	599.50									767.4	71.0	-4 1	41.9	-3.6
		88.3	7.2	2511	1531	35.1	4.7	-1	-4					
49TH	611.75									679.2	63.8	-3.3	33.0	-3.2
		87.8	7.3	2511	1531	35.0	4.8	-1	-4					
50TH	624.00									591.3	56.4	-2 6	25.2	-2.8
		87.4	7.4	2511	1531	34.8	4.9	-1	-4					
51ST	636.25									503.9	49.0	-1.9	18.5	-2.4
		87.0	7.5	2511	1531	34.6	4.9	-1	-4					
52ND	648.50									417.0	41.5	-1.4	12.9	-2.0
		86.5	7.7	2511	1531	34.5	5.0	-1	-4					
53RD	660.75									330.4	33.8	- 9	8.3	-1.6
		86.1	7.8	2511	1531	34 3	5.1	-1	-4					

54TH	673.00	82.7	7.9	2511	1531	32.9	5.1	-1	-4	244.3	26.0	-.5	4.8	-1.2
55TH	685.25	73.3	7.6	2511	1531	29.2	5.0	-1	-5	161.7	18.2	-.3	2.3	-.9
56TH	697.50	63.9	7.4	2511	1531	25.4	4.8	-1	-5	88.4	10.5	-.1	.8	-.5
PARA	709.75	24.5	3.1	1076	656	22.8	4.7	-1	-6	24.5	3.1	-.0	.1	-.2
TOP	715.00									0.0	0.0	0.0	0.0	0.0

TABLE 7. SHEAR AND MOMENT DIAGRAMS : REPUBLIC PLAZA, DENVER
WIND DIRECTION 150 CONFIGURATION A REFERENCE PRESSURE 22.0 PSF GUST FACTOR 1.32
ECCENTRICITIES BASED ON 63 FT IN THE X DIRECTION AND 103 FT IN THE Y DIRECTION

FLOOR	HEIGHT	FORCE (KIPS) X	FORCE (KIPS) Y	AREA (SQ FT) X	AREA (SQ FT) Y	PRESSURE (PSF) X	PRESSURE (PSF) Y	ECCEN (%) X	ECCEN (%) Y	SHEAR (KIPS) X	SHEAR (KIPS) Y	MOMENT (1000-FT-KIPS) X	MOMENT (1000-FT-KIPS) Y	MOMENT (1000-FT-KIPS) Z
GRND	0.00									3399.2	37.1	-124.0	1453.5	-14.1
		114.6	-21.8	7380	4500	15.5	-4.8	-8	24					
2ND	36.00									3284.6	58.9	-122.3	1333.1	-17.1
		35.0	-6.4	2511	1531	13.9	-4.2	-8	27					
3RD	48.25									3249.7	65.3	-121.5	1293.1	-18.1
		32.9	-7.3	2511	1531	13.1	-4.8	-10	28					
4TH	60.50									3216.8	72.6	-120.7	1253.5	-19.1
		30.8	-8.2	2511	1531	12.3	-5.4	-12	28					
5TH	72.75									3185.9	80.8	-119.7	1214.3	-20.0
		28.8	-9.1	2511	1531	11.5	-5.9	-15	29					
6TH	85.00									3157.1	89.9	-118.7	1175.4	-21.0
		26.7	-10.0	2511	1531	10.6	-6.5	-18	30					
7TH	97.25									3130.4	99.9	-117.5	1136.9	-21.9
		24.7	-10.8	2511	1531	9.8	-7.1	-21	30					
8TH	109.50									3105.7	110.8	-116.3	1098.7	-22.8
		25.5	-11.4	2511	1531	10.2	-7.5	-19	26					
9TH	121.75									3080.2	122.2	-114.8	1060.9	-23.6
		26.4	-12.1	2511	1531	10.5	-7.9	-17	23					
10TH	134.00									3053.8	134.3	-113.3	1023.3	-24.3
		27.2	-12.7	2511	1531	10.8	-8.3	-15	19					
11TH	146.25									3026.6	146.9	-111.5	986.0	-25.0
		28.0	-13.3	2511	1531	11.2	-8.7	-13	16					
12TH	158.50									2998.6	160.2	-109.6	949.1	-25.6
		28.9	-13.9	2511	1531	11.5	-9.1	-11	14					
13TH	170.75									2969.8	174.2	-107.6	912.6	-26.1
		29.7	-14.5	2511	1531	11.8	-9.5	-9	11					
14TH	183.00									2940.1	188.7	-105.4	876.4	-26.5
		30.5	-15.2	2511	1531	12.2	-9.9	-7	9					
15TH	195.25									2909.6	203.8	-103.0	840.6	-26.8
		31.5	-15.1	2511	1531	12.6	-9.8	-5	7					
16TH	207.50									2878.0	218.9	-100.4	805.1	-27.1
		34.1	-13.9	2511	1531	13.6	-9.1	-3	5					
17TH	219.75									2844.0	232.8	-97.6	770.1	-27.3
		36.6	-12.7	2511	1531	14.6	-8.3	-2	3					
18TH	232.00									2807.4	245.5	-94.7	735.4	-27.5
		39.1	-11.5	2511	1531	15.6	-7.5	-1	1					
19TH	244.25									2768.3	257.0	-91.6	701.3	-27.5
		41.6	-10.3	2511	1531	16.6	-6.7	0	-0					
20TH	256.50									2726.6	267.4	-88.4	667.6	-27.5
		44.1	-9.1	2511	1531	17.6	-6.0	1	-2					
21ST	268.75									2682.5	276.5	-85.1	634.5	-27.4
		46.7	-8.0	2511	1531	18.6	-5.2	1	-3					
22ND	281.00									2635.8	284.5	-81.6	601.9	-27.3
		49 2	-6.8	2511	1531	19.6	-4.4	1	-4					
23RD	293.25									2586.7	291.2	-78.1	569.9	-27.1
		51.7	-5.5	2511	1531	20.6	-3.6	1	-5					
24TH	305.50									2534.9	296.7	-74.5	538.6	-26.8
		54.4	-4.1	2511	1531	21.7	-2.7	1	-6					
25TH	317.75									2480.5	300.8	-70.8	507.9	-26.5
		57.0	-2.7	2511	1531	22.7	-1.8	1	-7					
26TH	330.00									2423.5	303.5	-67.1	477.8	-26.0
		59.7	-1.3	2511	1531	23.8	-.9	0	-8					

TABLE 7. SHEAR AND MOMENT DIAGRAMS : REPUBLIC PLAZA, DENVER
WIND DIRECTION 150 CONFIGURATION A REFERENCE PRESSURE 22.0 PSF GUST FACTOR 1.32
ECCENTRICITIES BASED ON 63 FT IN THE X DIRECTION AND 103 FT IN THE Y DIRECTION

FLOOR	HEIGHT	FORCE (KIPS) X	FORCE (KIPS) Y	AREA (SQ FT) X	AREA (SQ FT) Y	PRESSURE (PSF) X	PRESSURE (PSF) Y	ECCEN (%) X	ECCEN (%) Y	SHEAR (KIPS) X	SHEAR (KIPS) Y	MOMENT (1000-FT-KIPS) X	MOMENT (1000-FT-KIPS) Y	MOMENT (1000-FT-KIPS) Z
27TH	342.25									2363.8	304.8	-63.4	448.5	-25.5
		62.3	.1	2511	1531	24.8	.0	-0	-9					
28TH	354.50									2301.5	304.8	-59.7	419.9	-25.0
		65.0	1.4	2511	1531	25.9	.9	-0	-9					
29TH	366.75									2236.5	303.3	-56.0	392.1	-24.4
		67.6	2.8	2511	1531	26.9	1.8	-1	-10					
30TH	379.00									2168.9	300.5	-52.3	365.1	-23.6
		70.3	4.2	2511	1531	28.0	2.7	-1	-11					
31ST	391.25									2098.6	296.3	-48.6	339.0	-22.9
		72.3	5.4	2511	1531	28.8	3.5	-1	-11					
32ND	403.50									2026.3	290.9	-45.0	313.7	-22.1
		73.6	6.5	2511	1531	29.3	4.3	-2	-11					
33RD	415.75									1952.7	284.4	-41.5	289.4	-21.3
		74.9	7.7	2511	1531	29.8	5.0	-2	-10					
34TH	428.00									1877.9	276.7	-38.0	265.9	-20.4
		76.2	8.8	2511	1531	30.3	5.7	-2	-10					
35TH	440.25									1801.7	267.9	-34.7	243.4	-19.6
		77.5	9.9	2511	1531	30.9	6.5	-2	-10					
36TH	452.50									1724.2	258.0	-31.5	221.8	-18.8
		78.8	11.1	2511	1531	31.4	7.2	-2	-10					
37TH	464.75									1645.4	246.9	-28.4	201.1	-18.0
		80.1	12.2	2511	1531	31.9	8.0	-2	-10					
38TH	477.00									1565.3	234.7	-25.4	181.5	-17.2
		81.4	13.3	2511	1531	32.4	8.7	-3	-10					
39TH	489.25									1483.9	221.4	-22.7	162.8	-16.4
		82.0	13.5	2511	1531	32.6	8.8	-3	-10					
40TH	501.50									1401.9	207.9	-20.0	145.1	-15.5
		82.2	13.6	2511	1531	32.7	8.9	-3	-10					
41ST	513.75									1319.7	194.4	-17.6	128.4	-14.7
		82.5	13.7	2511	1531	32.9	8.9	-3	-9					
42ND	526.00									1237.2	180.7	-15.3	112.8	-13.9
		82.8	13.8	2511	1531	33.0	9.0	-3	-9					
43RD	538.25									1154.4	167.0	-13.1	98.1	-13.1
		83.0	13.9	2511	1531	33.1	9.1	-3	-9					
44TH	550.50									1071.4	153.1	-11.2	84.5	-12.2
		83.3	14.0	2511	1531	33.2	9.1	-3	-9					
45TH	562.75									988.1	139.1	-9.4	71.9	-11.4
		83.6	14.1	2511	1531	33.3	9.2	-3	-9					
46TH	575.00									904.5	125.1	-7.8	60.3	-10.6
		83.8	14.1	2511	1531	33.4	9.2	-3	-9					
47TH	587.25									820.7	111.0	-6.3	49.7	-9.8
		83.9	13.5	2511	1531	33.4	8.8	-3	-10					
48TH	599.50									736.8	97.4	-5.0	40.2	-8.9
		83.9	13.0	2511	1531	33.4	8.5	-3	-10					
49TH	611.75									652.9	84.5	-3.9	31.7	-8.0
		83.9	12.4	2511	1531	33.4	8.1	-2	-10					
50TH	624.00									569.1	72.1	-3.0	24.2	-7.1
		83.8	11.8	2511	1531	33.4	7.7	-2	-11					
51ST	636.25									485.2	60.2	-2.2	17.7	-6.2
		83.8	11.3	2511	1531	33.4	7.4	-2	-11					
52ND	648.50									401.4	49.0	-1.5	12.3	-5.2
		83.8	10.7	2511	1531	33.4	7.0	-2	-11					
53RD	660.75									317.6	38.3	-1.0	7.9	-4.3
		83.8	10.1	2511	1531	33.4	6.6	-2	-12					

54TH	673.00									233.7	28.1	-.5	4.5	-3.3
		80.4	9.5	2511	1531	32.0	6.2	-2	-12					
55TH	685.25									153.3	18.6	- 3	2.2	-2.2
		70.3	8.4	2511	1531	28.0	5.5	-3	-13					
56TH	697.50									83.0	10.1	-.1	.7	-1.3
		60.2	7.3	2511	1531	24.0	4.8	-3	-14					
PARA	709.75									22.7	2.8	-.0	.1	-.4
		22.7	2.8	1076	656	21.1	4.3	-3	-16					
TOP	715.00									0.0	0.0	0.0	0.0	0.0

TABLE 7. SHEAR AND MOMENT DIAGRAMS : REPUBLIC PLAZA, DENVER
WIND DIRECTION 160 CONFIGURATION A REFERENCE PRESSURE 22.0 PSF GUST FACTOR 1.32
ECCENTRICITIES BASED ON 63 FT IN THE X DIRECTION AND 103 FT IN THE Y DIRECTION

FLOOR	HEIGHT	FORCE (KIPS) X	FORCE (KIPS) Y	AREA (SQ FT) X	AREA (SQ FT) Y	PRESSURE (PSF) X	PRESSURE (PSF) Y	ECCEN (%) X	ECCEN (%) Y	SHEAR (KIPS) X	SHEAR (KIPS) Y	MOMENT (1000-FT-KIPS) X	MOMENT (1000-FT-KIPS) Y	MOMENT (1000-FT-KIPS) Z
GRND	0.00									3223.6	-735.3	205.8	1387.7	-20.2
		92.3	-37.8	7380	4500	12.5	-8.4	-17	25					
2ND	36.00									3131.4	-697.5	180.0	1273.3	-22.9
		28.6	-15.2	2511	1531	11.4	-9.9	-19	22					
3RD	48.25									3102.8	-682.3	171.5	1235.1	-23.8
		27.2	-15.9	2511	1531	10.8	-10.4	-19	20					
4TH	60.50									3075.6	-666.4	163.3	1197.3	-24.5
		25.7	-16.6	2511	1531	10.2	-10.8	-19	18					
5TH	72.75									3049.9	-649.8	155.2	1159.7	-25.2
		24.3	-17.3	2511	1531	9.7	-11.3	-19	16					
6TH	85.00									3025.6	-632.5	147.4	1122.5	-25.8
		22.9	-18.0	2511	1531	9.1	-11.7	-18	14					
7TH	97.25									3002.8	-614.5	139.7	1085.6	-26.3
		21.4	-18.6	2511	1531	8.5	-12.1	-16	12					
8TH	109.50									2981.3	-595.9	132.3	1048.9	-26.8
		22.7	-18.9	2511	1531	9.0	-12.4	-14	10					
9TH	121.75									2958.6	-577.0	125.1	1012.6	-27.2
		24.0	-19.3	2511	1531	9.5	-12.6	-12	9					
10TH	134.00									2934.6	-557.7	118.2	976.5	-27.5
		25.2	-19.6	2511	1531	10.1	-12.8	-11	8					
11TH	146.25									2909.4	-538.1	111.5	940.7	-27.9
		26.5	-20.0	2511	1531	10.6	-13.0	-9	7					
12TH	158.50									2882.9	-518.1	105.0	905.2	-28.2
		27.8	-20.3	2511	1531	11.1	-13.3	-8	7					
13TH	170.75									2855.1	-497.8	98.8	870.1	-28.5
		29.1	-20.7	2511	1531	11.6	-13.5	-7	6					
14TH	183.00									2826.0	-477.1	92.8	835.3	-28.8
		30.3	-21.0	2511	1531	12.1	-13.7	-6	5					
15TH	195.25									2795.7	-456.1	87.1	800.8	-29.0
		31.7	-21.0	2511	1531	12.6	-13.7	-5	4					
16TH	207.50									2764.0	-435.0	81.6	766.8	-29.2
		34.1	-20.6	2511	1531	13.6	-13.4	-3	3					
17TH	219.75									2729.9	-414.5	76.4	733.1	-29.3
		36.4	-20.1	2511	1531	14.5	-13.1	-2	2					
18TH	232.00									2693.4	-394.4	71.5	699.9	-29.4
		38.8	-19.6	2511	1531	15.5	-12.8	-1	2					
19TH	244.25									2654.6	-374.7	66.8	667.1	-29.5
		41.2	-19.2	2511	1531	16.4	-12.5	-1	1					
20TH	256.50									2613.5	-355.6	62.3	634.9	-29.6
		43.5	-18.7	2511	1531	17.3	-12.2	-0	0					
21ST	268.75									2570.0	-336.9	58.1	603.1	-29.6
		45.9	-18.2	2511	1531	18.3	-11.9	0	-1					
22ND	281.00									2524.1	-318.7	54.0	571.9	-29.5
		48.2	-17.7	2511	1531	19.2	-11.6	1	-1					
23RD	293.25									2475.9	-301.0	50.2	541.3	-29.5
		50.6	-17.2	2511	1531	20.2	-11.2	1	-2					
24TH	305.50									2425.2	-283.8	46.7	511.3	-29.3
		53.2	-16.5	2511	1531	21.2	-10.8	2	-3					
25TH	317.75									2372.0	-267.3	43.3	481.9	-29.1
		55.7	-15.9	2511	1531	22.2	-10.4	2	-5					
26TH	330.00									2316.3	-251.5	40.1	453.2	-28.9
		58.3	-15.2	2511	1531	23.2	-9.9	2	-6					

TABLE 7. SHEAR AND MOMENT DIAGRAMS : REPUBLIC PLAZA, DENVER
WIND DIRECTION 160 CONFIGURATION A REFERENCE PRESSURE 22.0 PSF GUST FACTOR 1.32
ECCENTRICITIES BASED ON 63 FT IN THE X DIRECTION AND 103 FT IN THE Y DIRECTION

FLOOR	HEIGHT	FORCE (KIPS) X	FORCE (KIPS) Y	AREA (SQ FT) X	AREA (SQ FT) Y	PRESSURE (PSF) X	PRESSURE (PSF) Y	ECCEN (%) X	ECCEN (%) Y	SHEAR (KIPS) X	SHEAR (KIPS) Y	MOMENT (1000-FT-KIPS) X	MOMENT (1000-FT-KIPS) Y	MOMENT (1000-FT-KIPS) Z
27TH	342.25									2258.0	-236.2	37.1	425.2	-28.5
		60.8	-14.6	2511	1531	24.2	-9.5	3	-7					
28TH	354.50									2197.2	-221.6	34.3	397.9	-28.1
		63.3	-13.9	2511	1531	25.2	-9.1	3	-8					
29TH	366.75									2133.9	-207.7	31.7	371.4	-27.5
		65.9	-13.3	2511	1531	26.2	-8.7	3	-8					
30TH	379.00									2068.0	-194.4	29.2	345.6	-26.9
		68.4	-12.7	2511	1531	27.2	-8.3	3	-9					
31ST	391.25									1999.6	-181.7	26.9	320.7	-26.3
		70.2	-11.9	2511	1531	28.0	-7.7	3	-10					
32ND	403.50									1929.4	-169.8	24.8	296.6	-25.5
		71.2	-11.0	2511	1531	28.4	-7.2	3	-10					
33RD	415.75									1858.2	-158.8	22.8	273.4	-24.8
		72.2	-10.1	2511	1531	28.8	-6.6	2	-11					
34TH	428.00									1785.9	-148.7	20.9	251.1	-23.9
		73.2	-9.3	2511	1531	29.2	-6.1	2	-11					
35TH	440.25									1712.7	-139.4	19.1	229.7	-23.1
		74.2	-8.4	2511	1531	29.6	-5.5	2	-12					
36TH	452.50									1638.5	-131.0	17.4	209.2	-22.2
		75.2	-7.6	2511	1531	30.0	-4.9	2	-12					
37TH	464.75									1563.3	-123.4	15.9	189.5	-21.2
		76.2	-6.7	2511	1531	30.3	-4.4	2	-13					
38TH	477.00									1487.1	-116.7	14.4	170.9	-20.3
		77.2	-5.9	2511	1531	30.7	-3.8	2	-13					
39TH	489.25									1409.9	-110.8	13.0	153.1	-19.2
		77.9	-5.8	2511	1531	31.0	-3.8	2	-13					
40TH	501.50									1332.0	-105.1	11.7	136.3	-18.2
		78.4	-5.7	2511	1531	31.2	-3.7	2	-13					
41ST	513.75									1253.5	-99.4	10.5	120.5	-17.1
		79.0	-5.6	2511	1531	31.5	-3.7	2	-13					
42ND	526.00									1174.6	-93.7	9.3	105.6	-16.1
		79.5	-5.5	2511	1531	31.7	-3.6	2	-13					
43RD	538.25									1095.0	-88.2	8.2	91.7	-15.0
		80.1	-5.5	2511	1531	31.9	-3.6	1	-13					
44TH	550.50									1015.0	-82.7	7.1	78.8	-13.9
		80.6	-5.4	2511	1531	32.1	-3.5	1	-13					
45TH	562.75									934.3	-77.3	6.1	66.9	-12.8
		81.2	-5.3	2511	1531	32.3	-3.5	1	-13					
46TH	575.00									853.2	-72.0	5.2	55.9	-11.7
		81.7	-5.3	2511	1531	32.5	-3.4	1	-13					
47TH	587.25									771.5	-66.7	4.4	46.0	-10.6
		81.4	-5.5	2511	1531	32.4	-3.6	1	-13					
48TH	599.50									690.0	-61.2	3.6	37.0	-9.5
		81.0	-5.8	2511	1531	32.3	-3.8	2	-13					
49TH	611.75									609.0	-55.4	2.9	29.0	-8.4
		80.6	-6.1	2511	1531	32.1	-4.0	2	-13					
50TH	624.00									528.4	-49.3	2.2	22.1	-7.3
		80.1	-6.3	2511	1531	31.9	-4.1	2	-13					
51ST	636.25									448.3	-43.0	1.7	16.1	-6.2
		79.7	-6.6	2511	1531	31.7	-4.3	2	-13					
52ND	648.50									368.6	-36.4	1.2	11.1	-5.1
		79.2	-6.8	2511	1531	31.6	-4.5	2	-13					
53RD	660.75									289.4	-29.6	.8	7.1	-4.1
		78.8	-7.1	2511	1531	31.4	-4.6	2	-13					

54TH	673.00											210.6	-22.5	.4	4.0	-3.0	
55TH	685.25	74.8	-7.3	2511	1531	29.8	-4.8	2	-13	135.8	-15.2	.2	1.9	-2.0			
56TH	697.50	63.8	-6.7	2511	1531	25.4	-4.4	2	-14	72.0	-8.5	.1	.6	-1.1			
PARA	709.75	52.8	-6.1	2511	1531	21.0	-4.0	3	-14	19.2	-2.4	.0	.1	-.3			
TOP	715.00	19.2	-2.4	1076	656	17.9	-3.7	3	-15	0.0	0.0	0.0	0.0	0.0			

TABLE 7. SHEAR AND MOMENT DIAGRAMS : REPUBLIC PLAZA, DENVER
WIND DIRECTION 170 CONFIGURATION A REFERENCE PRESSURE 22.0 PSF GUST FACTOR 1.32
ECCENTRICITIES BASED ON 63 FT IN THE X DIRECTION AND 103 FT IN THE Y DIRECTION

FLOOR	HEIGHT	FORCE (KIPS) X	FORCE (KIPS) Y	AREA (SQ FT) X	AREA (SQ FT) Y	PRESSURE (PSF) X	PRESSURE (PSF) Y	ECCEN (%) X	ECCEN (%) Y	SHEAR (KIPS) X	SHEAR (KIPS) Y	MOMENT (1000-FT-KIPS) X	MOMENT (1000-FT-KIPS) Y	MOMENT (1000-FT-KIPS) Z
GRND	0.00									3128.7	-1206.8	439.8	1326.5	-38.3
		49.9	-42.7	7380	4500	6.8	-9.5	-24	17					
2ND	36.00									3078.8	-1164.0	397.1	1214.8	-39.8
		19.8	-18.0	2511	1531	7.9	-11.8	-15	10					
3RD	48.25									3059.0	-1146.0	383.0	1177.2	-40.2
		21.2	-18.5	2511	1531	8.5	-12.1	-9	6					
4TH	60.50									3037.8	-1127.5	369.1	1139.8	-40.4
		22.7	-19.0	2511	1531	9.0	-12.4	-3	2					
5TH	72.75									3015.1	-1108.5	355.4	1102.7	-40.5
		24.1	-19.6	2511	1531	9.6	-12.8	1	-1					
6TH	85.00									2990.9	-1088.9	341.9	1066.0	-40.5
		25.6	-20.1	2511	1531	10.2	-13.1	6	-4					
7TH	97.25									2965.4	-1068.8	328.7	1029.5	-40.3
		27.0	-20.5	2511	1531	10.8	-13.4	9	-7					
8TH	109.50									2938.4	-1048.4	315.7	993.3	-40.0
		29.0	-20.5	2511	1531	11.5	-13.4	10	-9					
9TH	121.75									2909.4	-1027.8	303.0	957.5	-39.6
		30.9	-20.6	2511	1531	12.3	-13.4	11	-10					
10TH	134.00									2878.5	-1007.2	290.5	922.0	-39.1
		32.8	-20.6	2511	1531	13.1	-13.5	11	-11					
11TH	146.25									2845.7	-986.6	278.3	887.0	-38.6
		34.8	-20.7	2511	1531	13.9	-13.5	12	-12					
12TH	158.50									2810.9	-965.9	266.4	852.3	-38.1
		36.7	-20.8	2511	1531	14.6	-13.6	12	-13					
13TH	170.75									2774.2	-945.1	254.7	818.1	-37.4
		38.7	-20.8	2511	1531	15.4	-13.6	12	-14					
14TH	183.00									2735.5	-924.3	243.2	784.4	-36.7
		40.6	-20.9	2511	1531	16.2	-13.6	12	-15					
15TH	195.25									2694.8	-903.5	232.0	751.1	-35.9
		42.5	-20.9	2511	1531	16.9	-13.7	12	-15					
16TH	207.50									2652.3	-882.5	221.1	718.4	-35.1
		43.5	-21.0	2511	1531	17.3	-13.7	11	-14					
17TH	219.75									2608.9	-861.5	210.4	686.1	-34.3
		44.4	-21.0	2511	1531	17.7	-13.7	11	-14					
18TH	232.00									2564.4	-840.5	200.0	654.5	-33.6
		45.4	-21.1	2511	1531	18.1	-13.8	10	-13					
19TH	244.25									2519.0	-819.4	189.8	623.3	-32.8
		46.4	-21.1	2511	1531	18.5	-13.8	9	-13					
20TH	256.50									2472.6	-798.3	179.9	592.7	-32.1
		47.4	-21.2	2511	1531	18.9	-13.8	9	-12					
21ST	268.75									2425.3	-777.1	170.3	562.7	-31.4
		48.4	-21.3	2511	1531	19.3	-13.9	8	-11					
22ND	281.00									2376.9	-755.8	160.9	533.3	-30.7
		49.3	-21.3	2511	1531	19.6	-13.9	8	-11					
23RD	293.25									2327.6	-734.5	151.7	504.5	-30.1
		50.7	-21.4	2511	1531	20.2	-14.0	7	-10					
24TH	305.50									2276.9	-713.1	142.9	476.3	-29.5
		52.7	-21.5	2511	1531	21.0	-14.0	7	-10					
25TH	317.75									2224.1	-691.6	134.3	448.8	-28.8
		54.8	-21.6	2511	1531	21.8	-14.1	7	-11					
26TH	330.00									2169.3	-670.1	125.9	421.8	-28.1
		56.8	-21.7	2511	1531	22.6	-14.2	7	-11					

TABLE 7. SHEAR AND MOMENT DIAGRAMS : REPUBLIC PLAZA, DENVER
WIND DIRECTION 170 CONFIGURATION A REFERENCE PRESSURE 22.0 PSF GUST FACTOR 1.32
ECCENTRICITIES BASED ON 63 FT IN THE X DIRECTION AND 103 FT IN THE Y DIRECTION

FLOOR	HEIGHT	FORCE (KIPS) X	FORCE (KIPS) Y	AREA (SQ FT) X	AREA (SQ FT) Y	PRESSURE (PSF) X	PRESSURE (PSF) Y	ECCEN (%) X	ECCEN (%) Y	SHEAR (KIPS) X	SHEAR (KIPS) Y	MOMENT (1000-FT-KIPS) X	MOMENT (1000-FT-KIPS) Y	MOMENT (1000-FT-KIPS) Z
27TH	342.25	58.9	-21.8	2511	1531	23.4	-14.2	6	-11	2112.5	-648.4	117.8	395.6	-27.4
28TH	354.50	60.9	-21.9	2511	1531	24.3	-14.3	6	-11	2053.6	-626.6	110.0	370.1	-26.7
29TH	366.75	63.0	-22.0	2511	1531	25.1	-14.4	6	-11	1992.7	-604.7	102.5	345.3	-25.9
30TH	379.00	65.0	-22.1	2511	1531	25.9	-14.4	6	-11	1929.8	-582.7	95.2	321.3	-25.2
31ST	391.25	66.5	-22.1	2511	1531	26.5	-14.4	6	-11	1864.7	-560.6	88.2	298.0	-24.4
32ND	403.50	67.4	-22.0	2511	1531	26.8	-14.4	6	-11	1798.2	-538.5	81.5	275.6	-23.6
33RD	415.75	68.2	-21.9	2511	1531	27.2	-14.3	6	-11	1730.9	-516.5	75.0	254.0	-22.8
34TH	428.00	69.1	-21.9	2511	1531	27.5	-14.3	6	-11	1662.7	-494.5	68.8	233.2	-21.9
35TH	440.25	69.9	-21.8	2511	1531	27.8	-14.2	6	-11	1593.6	-472.6	62.9	213.3	-21.1
36TH	452.50	70.8	-21.7	2511	1531	28.2	-14.2	6	-11	1523.7	-450.8	57.3	194.2	-20.2
37TH	464.75	71.6	-21.7	2511	1531	28.5	-14.2	6	-11	1452.9	-429.1	51.9	175.9	-19.3
38TH	477.00	72.5	-21.6	2511	1531	28.9	-14.1	6	-11	1381.2	-407.4	46.7	158.6	-18.4
39TH	489.25	73.0	-21.7	2511	1531	29.1	-14.2	6	-11	1308.7	-385.8	41.9	142.1	-17.5
40TH	501.50	73.3	-21.8	2511	1531	29.2	-14.2	6	-12	1235.8	-364.1	37.3	126.5	-16.6
41ST	513.75	73.6	-21.9	2511	1531	29.3	-14.3	6	-12	1162.5	-342.3	33.0	111.8	-15.6
42ND	526.00	73.9	-22.0	2511	1531	29.4	-14.3	6	-12	1088.9	-320.5	28.9	98.0	-14.7
43RD	538.25	74.1	-22.1	2511	1531	29.5	-14.4	6	-12	1015.1	-298.5	25.1	85.2	-13.7
44TH	550.50	74.4	-22.1	2511	1531	29.6	-14.5	6	-12	940.9	-276.4	21.6	73.2	-12.7
45TH	562.75	74.7	-22.2	2511	1531	29.8	-14.5	6	-12	866.5	-254.3	18.3	62.1	-11.7
46TH	575.00	75.0	-22.3	2511	1531	29.9	-14.6	6	-12	791.7	-232.0	15.4	51.9	-10.7
47TH	587.25	75.0	-22.1	2511	1531	29.9	-14.4	6	-12	716.7	-209.7	12.7	42.7	-9.7
48TH	599.50	74.8	-21.8	2511	1531	29.8	-14.3	6	-12	641.7	-187.7	10.2	34.4	-8.6
49TH	611.75	74.7	-21.6	2511	1531	29.7	-14.1	6	-12	566.9	-165.8	8.1	27.0	-7.6
50TH	624.00	74.5	-21.4	2511	1531	29.7	-14.0	6	-12	492.2	-144.2	6.2	20.5	-6.6
51ST	636.25	74.4	-21.2	2511	1531	29.6	-13.8	6	-12	417.7	-122.8	4.5	14.9	-5.6
52ND	648.50	74.3	-20.9	2511	1531	29.6	-13.7	6	-12	343.3	-101.6	3.1	10.3	-4.6
53RD	660.75	74.1	-20.7	2511	1531	29.5	-13.5	6	-12	269.0	-80.7	2.0	6.5	-3.6

54TH	673.00															194.9	-60.0	1.2	3.7	-2.6
55TH	685.25	70.3	-20.3	2511	1531	28.0	-13.3	6	-12							124.6	-39.6	.6	1.7	-1.7
56TH	697.50	59.2	-18.0	2511	1531	23.6	-11.8	6	-12							65.4	-21.6	.2	.6	-.9
PARA	709.75	48.1	-15.6	2511	1531	19.2	-10.2	6	-12							17.2	-6.0	.0	.0	-.2
TOP	715.00	17.2	-6.0	1076	656	16.0	-9.1	7	-12							0.0	0.0	0.0	0.0	0.0

TABLE 7. SHEAR AND MOMENT DIAGRAMS : REPUBLIC PLAZA, DENVER
WIND DIRECTION 180 CONFIGURATION A REFERENCE PRESSURE 22.0 PSF GUST FACTOR 1.32
ECCENTRICITIES BASED ON 63 FT IN THE X DIRECTION AND 103 FT IN THE Y DIRECTION

FLOOR	HEIGHT	FORCE (KIPS) X	FORCE (KIPS) Y	AREA (SQ FT) X	AREA (SQ FT) Y	PRESSURE (PSF) X	PRESSURE (PSF) Y	ECCEN (%) X	ECCEN (%) Y	SHEAR (KIPS) X	SHEAR (KIPS) Y	MOMENT (1000-FT-KIPS) X	MOMENT (1000-FT-KIPS) Y	MOMENT (1000-FT-KIPS) Z
GRND	0.00									3010.3	-1680.1	654.1	1290.9	-32.1
		31.6	-53.6	7380	4500	4.3	-11.9	-39	14					
2ND	36.00									2978.7	-1626.6	594.6	1183.1	-33.9
		13.1	-22.7	2511	1531	5.2	-14.8	-30	10					
3RD	48.25									2965.6	-1603.9	574.8	1146.7	-34.4
		14.3	-22.9	2511	1531	5.7	-14.9	-23	9					
4TH	60.50									2951.4	-1581.0	555.3	1110.4	-34.9
		15.4	-23.1	2511	1531	6.1	-15.1	-17	7					
5TH	72.75									2935.9	-1557.9	536.1	1074.4	-35.3
		16.6	-23.3	2511	1531	6.6	-15.2	-12	5					
6TH	85.00									2919.3	-1534.6	517.1	1038.5	-35.5
		17.8	-23.5	2511	1531	7.1	-15.4	-7	3					
7TH	97.25									2901.5	-1511.1	498.5	1002.9	-35.7
		19.0	-23.7	2511	1531	7.6	-15.5	-3	2					
8TH	109.50									2882.5	-1487.4	480.1	967.4	-35.8
		22.0	-23.9	2511	1531	8.8	-15.6	1	-1					
9TH	121.75									2860.5	-1463.5	462.0	932.3	-35.7
		25.0	-24.1	2511	1531	10.0	-15.7	5	-3					
10TH	134.00									2835.5	-1439.4	444.2	897.4	-35.6
		28.0	-24.2	2511	1531	11.2	-15.8	7	-5					
11TH	146.25									2807.5	-1415.2	426.8	862.8	-35.3
		31.0	-24.4	2511	1531	12.3	-15.9	9	-7					
12TH	158.50									2776.5	-1390.8	409.6	828.6	-35.0
		34.0	-24.6	2511	1531	13.5	-16.0	11	-9					
13TH	170.75									2742.5	-1366.2	392.7	794.8	-34.5
		37.0	-24.7	2511	1531	14.7	-16.2	12	-11					
14TH	183.00									2705.5	-1341.5	376.1	761.4	-33.9
		40.0	-24.9	2511	1531	15.9	-16.3	13	-13					
15TH	195.25									2665.4	-1316.5	359.8	728.5	-33.1
		42.8	-25.0	2511	1531	17.1	-16.3	13	-14					
16TH	207.50									2622.6	-1291.5	343.8	696.2	-32.3
		44.3	-25.1	2511	1531	17.7	-16.4	13	-14					
17TH	219.75									2578.3	-1266.4	328.2	664.3	-31.5
		45.8	-25.1	2511	1531	18.3	-16.4	13	-14					
18TH	232.00									2532.4	-1241.3	312.8	633.0	-30.6
		47.3	-25.2	2511	1531	18.9	-16.4	13	-15					
19TH	244.25									2485.1	-1216.1	297.8	602.3	-29.7
		48.8	-25.2	2511	1531	19.5	-16.5	13	-15					
20TH	256.50									2436.2	-1190.9	283.0	572.1	-28.8
		50.3	-25.3	2511	1531	20.0	-16.5	12	-15					
21ST	268.75									2385.9	-1165.6	268.6	542.6	-27.8
		51.8	-25.3	2511	1531	20.6	-16.5	12	-15					
22ND	281.00									2334.0	-1140.2	254.5	513.7	-26.8
		53.3	-25.4	2511	1531	21.2	-16.6	12	-15					
23RD	293.25									2280.7	-1114.9	240.7	485.4	-25.8
		54.9	-25.9	2511	1531	21.9	-16.9	12	-15					
24TH	305.50									2225.8	-1089.0	227.2	457.8	-24.7
		56.5	-26.6	2511	1531	22.5	-17.4	11	-15					
25TH	317.75									2169.2	-1062.4	214.0	430.9	-23.7
		58.2	-27.3	2511	1531	23.2	-17.8	11	-14					
26TH	330.00									2111.1	-1035.1	201.1	404.7	-22.7
		59.8	-28.0	2511	1531	23.8	-18.3	10	-13					

TABLE 7 SHEAR AND MOMENT DIAGRAMS : REPUBLIC PLAZA, DENVER
WIND DIRECTION 180 CONFIGURATION A REFERENCE PRESSURE 22.0 PSF GUST FACTOR 1.32
ECCENTRICITIES BASED ON 63 FT IN THE X DIRECTION AND 103 FT IN THE Y DIRECTION

FLOOR	HEIGHT	FORCE (KIPS) X	FORCE (KIPS) Y	AREA (SQ FT) X	AREA (SQ FT) Y	PRESSURE (PSF) X	PRESSURE (PSF) Y	ECCEN (%) X	ECCEN (%) Y	SHEAR (KIPS) X	SHEAR (KIPS) Y	MOMENT (1000-FT-KIPS) X	MOMENT (1000-FT-KIPS) Y	MOMENT (1000-FT-KIPS) Z
27TH	342.25									2051.3	-1007.1	188.6	379.2	-21.7
		61.4	-28.7	2511	1531	24.5	-18.7	10	-13					
28TH	354.50									1989.8	-978.4	176.5	354.4	-20.8
		63.1	-29.4	2511	1531	25.1	-19.2	9	-12					
29TH	366.75									1926.7	-949.0	164.7	330.4	-19.8
		64.7	-30.1	2511	1531	25.8	-19.7	9	-11					
30TH	379.00									1862.0	-918.9	153.2	307.2	-18.9
		66.4	-30.9	2511	1531	26.4	-20.1	8	-11					
31ST	391.25									1795.7	-888.0	142.1	284.8	-18.0
		67.4	-31.4	2511	1531	26.8	-20.5	8	-11					
32ND	403.50									1728.3	-856.7	131.5	263.2	-17.1
		67.7	-31.8	2511	1531	27.0	-20.8	8	-10					
33RD	415.75									1660.6	-824.8	121.2	242.5	-16.2
		68.0	-32.3	2511	1531	27.1	-21.1	8	-10					
34TH	428.00									1592.5	-792.5	111.3	222.6	-15.4
		68.4	-32.7	2511	1531	27.2	-21.4	7	-10					
35TH	440.25									1524.2	-759.8	101.7	203.5	-14.6
		68.7	-33.2	2511	1531	27.4	-21.7	7	-9					
36TH	452.50									1455.5	-726.6	92 6	185.2	-13.8
		69.0	-33.6	2511	1531	27.5	-22.0	7	-9					
37TH	464.75									1386.4	-693.0	83.9	167.8	-13.0
		69.4	-34.1	2511	1531	27.6	-22.3	7	-9					
38TH	477.00									1317.1	-658 9	75.7	151.3	-12.2
		69.7	-34.5	2511	1531	27.8	-22.6	7	-8					
39TH	489.25									1247.4	-624.4	67.8	135.5	-11.5
		69.9	-34.8	2511	1531	27.8	-22.7	7	-8					
40TH	501.50									1177.5	-589.6	60.4	120.7	-10.8
		70.1	-35.0	2511	1531	27.9	-22.8	7	-8					
41ST	513.75									1107.3	-554.6	53.4	106.7	-10.0
		70.3	-35.2	2511	1531	28.0	-23.0	7	-8					
42ND	526.00									1037.0	-519.4	46.8	93.6	-9.3
		70.5	-35.4	2511	1531	28.1	-23.1	7	-8					
43RD	538.25									966.5	-484.1	40.6	81.3	-8.5
		70.7	-35.6	2511	1531	28.2	-23.3	7	-8					
44TH	550.50									895.7	-448.5	34.9	69.9	-7.8
		70.9	-35.8	2511	1531	28.2	-23.4	7	-8					
45TH	562.75									824.8	-412.6	29.7	59.3	-7.1
		71.1	-36.0	2511	1531	28.3	-23.5	7	-8					
46TH	575.00									753.7	-376 6	24.8	49.7	-6.3
		71.3	-36.2	2511	1531	28 4	-23.6	7	-8					
47TH	587.25									682.4	-340.4	20.4	40.9	-5.6
		71.2	-35.9	2511	1531	28.3	-23.4	7	-8					
48TH	599.50									611.2	-304.5	16.5	33.0	-4.8
		71.0	-35.6	2511	1531	28 3	-23.2	6	-8					
49TH	611.75									540.3	-269.0	13.0	25.9	-4.1
		70.7	-35.3	2511	1531	28.2	-23.0	6	-8					
50TH	624.00									469.5	-233.7	9.9	19.7	-3.4
		70.5	-35.0	2511	1531	28.1	-22.8	6	-7					
51ST	636.25									399.0	-198.7	7.2	14.4	-2.8
		70.3	-34.7	2511	1531	28 0	-22.6	6	-7					
52ND	648.50									328.7	-164.1	5.0	9.9	-2.1
		70.1	-34.4	2511	1531	27.9	-22.4	5	-7					
53RD	660.75									258 7	-129.7	3 2	6.3	-1.5
		69 8	-34.1	2511	1531	27 8	-22.2	5	-7					

54TH	673.00													188.9	-95.7	1.8	3.6	-1.0	
		66.5	-33.5	2511	1531	26.5	-21.9	5	-6										
55TH	685.25													122.3	-62.2	.9	1.7	-.5	
		57.1	-28.9	2511	1531	22.7	-18.9	4	-4										
56TH	697.50													65.2	-33.3	.3	.6	-.2	
		47.7	-24.3	2511	1531	19.0	-15.9	2	-2										
PARA	709.75													17.6	-9.0	0	.0	-.0	
		17.6	-9.0	1076	656	16.3	-13.7	0	-0										
TOP	715.00													0.0	0.0	0.0	0.0	0.0	

TABLE 7. SHEAR AND MOMENT DIAGRAMS : REPUBLIC PLAZA, DENVER
WIND DIRECTION 190 CONFIGURATION A REFERENCE PRESSURE 22.0 PSF GUST FACTOR 1.32
ECCENTRICITIES BASED ON 63 FT IN THE X DIRECTION AND 103 FT IN THE Y DIRECTION

FLOOR	HEIGHT	FORCE (KIPS) X	FORCE (KIPS) Y	AREA (SQ FT) X	AREA (SQ FT) Y	PRESSURE (PSF) X	PRESSURE (PSF) Y	ECCEN (%) X	ECCEN (%) Y	SHEAR (KIPS) X	SHEAR (KIPS) Y	MOMENT (1000-FT-KIPS) X	MOMENT (1000-FT-KIPS) Y	MOMENT (1000-FT-KIPS) Z
GRND	0.00									2371.3	-2192.3	853.1	1085.1	-18.2
		1.8	-69.9	7380	4500	.2	-15.5	-46	1					
2ND	36.00									2369.5	-2122.4	775.4	999.8	-20.3
		2.3	-27.8	2511	1531	.9	-18.2	-36	2					
3RD	48.25									2367.2	-2094.6	749.6	970.8	-20.9
		3.1	-28.0	2511	1531	1.2	-18.3	-31	2					
4TH	60.50									2364.1	-2066.6	724.1	941.8	-21.4
		4.0	-28.2	2511	1531	1.6	-18.4	-25	2					
5TH	72.75									2360.2	-2038.4	698.9	912.9	-21.9
		4.8	-28.4	2511	1531	1.9	-18.6	-20	2					
6TH	85.00									2355.4	-2009.9	674.1	884.0	-22.3
		5.6	-28.6	2511	1531	2.2	-18.7	-15	2					
7TH	97.25									2349.8	-1981.3	649.7	855.2	-22.5
		6.5	-28.9	2511	1531	2.6	-18.9	-10	1					
8TH	109.50									2343.3	-1952.3	625.6	826.4	-22.7
		8.5	-29.5	2511	1531	3.4	-19.2	-6	1					
9TH	121.75									2334.7	-1922.9	601.9	797.8	-22.9
		10.6	-30.0	2511	1531	4.2	-19.6	-2	0					
10TH	134.00									2324.1	-1892.9	578.5	769.2	-22.9
		12.6	-30.5	2511	1531	5.0	-19.9	2	-1					
11TH	146.25									2311.5	-1862.4	555.5	740.8	-22.8
		14.7	-31.0	2511	1531	5.9	-20.2	5	-2					
12TH	158.50									2296.8	-1831.5	532.9	712.6	-22.7
		16.8	-31.5	2511	1531	6.7	-20.6	8	-3					
13TH	170.75									2280.0	-1799.9	510.6	684.6	-22.5
		18.8	-32.0	2511	1531	7.5	-20.9	11	-4					
14TH	183.00									2261.2	-1767.9	488.8	656.8	-22.2
		20.9	-32.5	2511	1531	8.3	-21.2	13	-5					
15TH	195.25									2240.3	-1735.4	467.3	629.2	-21.8
		23.0	-33.0	2511	1531	9.2	-21.6	14	-6					
16TH	207.50									2217.3	-1702.4	446.3	601.9	-21.4
		25.8	-33.4	2511	1531	10.3	-21.8	15	-7					
17TH	219.75									2191.5	-1669.0	425.6	574.9	-20.9
		28.6	-33.8	2511	1531	11.4	-22.0	16	-8					
18TH	232.00									2162.9	-1635.2	405.4	548.2	-20.3
		31.4	-34.1	2511	1531	12.5	-22.3	16	-9					
19TH	244.25									2131.5	-1601.1	385.5	521.9	-19.7
		34.2	-34.5	2511	1531	13.6	-22.5	17	-10					
20TH	256.50									2097.3	-1566.6	366.1	496.0	-19.0
		37.0	-34.9	2511	1531	14.7	-22.8	17	-11					
21ST	268.75									2060.4	-1531.7	347.2	470.6	-18.2
		39.8	-35.3	2511	1531	15.8	-23.0	17	-12					
22ND	281.00									2020.6	-1496.4	328.6	445.6	-17.3
		42.6	-35.7	2511	1531	16.9	-23.3	17	-12					
23RD	293.25									1978.1	-1460.8	310.5	421.1	-16.4
		45.0	-36.3	2511	1531	17.9	-23.7	16	-12					
24TH	305.50									1933.0	-1424.4	292.8	397.1	-15.5
		46.9	-37.2	2511	1531	18.7	-24.3	15	-12					
25TH	317.75									1886.2	-1387.3	275.6	373.7	-14.6
		48.7	-38.0	2511	1531	19.4	-24.8	14	-11					
26TH	330.00									1837.4	-1349.3	258.9	350.9	-13.7
		50.6	-38.8	2511	1531	20.2	-25.4	12	-10					

TABLE 7. SHEAR AND MOMENT DIAGRAMS : REPUBLIC PLAZA, DENVER
WIND DIRECTION 190 CONFIGURATION A REFERENCE PRESSURE 22.0 PSF GUST FACTOR 1.32
ECCENTRICITIES BASED ON 63 FT IN THE X DIRECTION AND 103 FT IN THE Y DIRECTION

FLOOR	HEIGHT	FORCE (KIPS) X	FORCE (KIPS) Y	AREA (SQ FT) X	AREA (SQ FT) Y	PRESSURE (PSF) X	PRESSURE (PSF) Y	ECCEN (%) X	ECCEN (%) Y	SHEAR (KIPS) X	SHEAR (KIPS) Y	MOMENT (1000-FT-KIPS) X	MOMENT (1000-FT-KIPS) Y	MOMENT (1000-FT-KIPS) Z
27TH	342.25									1786.8	-1310.5	242.6	328.7	-12.9
		52.5	-39.7	2511	1531	20.9	-25.9	11	-9					
28TH	354.50									1734.3	-1270.8	226.8	307.1	-12.1
		54.3	-40.5	2511	1531	21.6	-26.5	10	-8					
29TH	366.75									1680.0	-1230.3	211.4	286.2	-11.4
		56.2	-41.3	2511	1531	22.4	-27.0	9	-8					
30TH	379.00									1623.8	-1188.9	196.6	266.0	-10.8
		58.1	-42.2	2511	1531	23.1	-27.5	8	-7					
31ST	391.25									1565.8	-1146.8	182.3	246.5	-10.1
		59.2	-42.6	2511	1531	23.6	-27.8	8	-7					
32ND	403.50									1506.5	-1104.2	168.5	227.6	-9.5
		59.6	-42.9	2511	1531	23.7	-28.0	8	-6					
33RD	415.75									1446.9	-1061.3	155.3	209.6	-8.9
		60.0	-43.1	2511	1531	23.9	-28.2	7	-6					
34TH	428.00									1387.0	-1018.2	142.5	192.2	-8.3
		60.3	-43.4	2511	1531	24.0	-28.3	7	-6					
35TH	440.25									1326.6	-974.8	130.3	175.6	-7.8
		60.7	-43.7	2511	1531	24.2	-28.5	7	-6					
36TH	452.50									1265.9	-931.1	118.6	159.7	-7.2
		61.1	-43.9	2511	1531	24.3	-28.7	7	-6					
37TH	464.75									1204.9	-887.2	107.5	144.6	-6.6
		61.4	-44.2	2511	1531	24.5	-28.9	7	-6					
38TH	477.00									1143.4	-843.0	96.9	130.2	-6.1
		61.8	-44.5	2511	1531	24.6	-29.0	7	-6					
39TH	489.25									1081.6	-798.5	86.9	116.6	-5.5
		62.0	-44.7	2511	1531	24.7	-29.2	7	-6					
40TH	501.50									1019.7	-753.9	77.3	103.7	-5.0
		62.0	-44.8	2511	1531	24.7	-29.3	6	-5					
41ST	513.75									957.7	-709.0	68.4	91.6	-4.5
		62.1	-45.0	2511	1531	24.7	-29.4	6	-5					
42ND	526.00									895.6	-664.0	60.0	80.2	-4.0
		62.2	-45.2	2511	1531	24.8	-29.5	6	-5					
43RD	538.25									833.4	-618.8	52.1	69.6	-3.5
		62.2	-45.4	2511	1531	24.8	-29.6	6	-5					
44TH	550.50									771.2	-573.4	44.8	59.8	-3.0
		62.3	-45.6	2511	1531	24.8	-29.8	6	-5					
45TH	562.75									708.9	-527.9	38.1	50.7	-2.5
		62.4	-45.8	2511	1531	24.8	-29.9	6	-5					
46TH	575.00									646.5	-482.1	31.9	42.4	-2.1
		62.4	-45.9	2511	1531	24.9	-30.0	5	-4					
47TH	587.25									584.1	-436.2	26.3	34.9	-1.6
		62.0	-45.6	2511	1531	24.7	-29.8	5	-4					
48TH	599.50									522.1	-390.6	21.2	28.1	-1.2
		61.5	-45.3	2511	1531	24.5	-29.6	4	-4					
49TH	611.75									460.7	-345.3	16.7	22.1	-.9
		60.9	-45.0	2511	1531	24.3	-29.4	4	-3					
50TH	624.00									399.7	-300.3	12.7	16.8	-.6
		60.4	-44.7	2511	1531	24.0	-29.2	3	-3					
51ST	636.25									339.4	-255.6	9.3	12.3	-.3
		59.8	-44.4	2511	1531	23.8	-29.0	3	-2					
52ND	648.50									279.5	-211.2	6.5	8.5	-.1
		59.3	-44.1	2511	1531	23.6	-28.8	2	-2					
53RD	660.75									220.2	-167.2	4.1	5.5	.1
		58.8	-43.8	2511	1531	23.4	-28.6	2	-1					

54TH	673.00											161.4	-123.4	2 4	3.1	.2	
55TH	685.25	55.9	-43.1	2511	1531	22.3	-28.2	1	-1	105.5	-80.3	1.1	1.5	.3			
56TH	697.50	48.7	-37.2	2511	1531	19.4	-24.3	-1	1	56.9	-43.0	4	.5	.2			
PARA	709.75	41.4	-31.4	2511	1531	16.5	-20.5	-3	2	15.5	-11.7	.0	.0	.1			
TOP	715.00	15.5	-11.7	1076	656	14.4	-17.8	-4	4	0.0	0.0	0.0	0.0	0.0			

TABLE 7. SHEAR AND MOMENT DIAGRAMS : REPUBLIC PLAZA, DENVER
WIND DIRECTION 200 CONFIGURATION A REFERENCE PRESSURE 22.0 PSF GUST FACTOR 1.32
ECCENTRICITIES BASED ON 63 FT IN THE X DIRECTION AND 103 FT IN THE Y DIRECTION

FLOOR	HEIGHT	FORCE (KIPS) X	FORCE (KIPS) Y	AREA (SQ FT) X	AREA (SQ FT) Y	PRESSURE (PSF) X	PRESSURE (PSF) Y	ECCEN (%) X	ECCEN (%) Y	SHEAR (KIPS) X	SHEAR (KIPS) Y	MOMENT (1000-FT-KIPS) X	MOMENT (1000-FT-KIPS) Y	MOMENT (1000-FT-KIPS) Z
GRND	0.00									1713.7	-2641.5	1009.3	777.5	1.8
2ND	36.00	4.4	-69.0	7380	4500	.6	-15.3	-34	1	1709.3	-2572.5	915.4	715.9	.3
3RD	48.25	2.7	-32.8	2511	1531	1.1	-21.4	-23	1	1706.6	-2539.7	884.1	695.0	-.2
4TH	60.50	3.3	-33.9	2511	1531	1.3	-22.1	-18	1	1703.3	-2505.8	853.2	674.1	-.5
5TH	72.75	3.9	-34.9	2511	1531	1.6	-22.8	-13	1	1699.4	-2470.9	822.7	653.3	-.8
6TH	85.00	4.5	-36.0	2511	1531	1.8	-23.5	-9	1	1694.9	-2434.9	792.7	632.5	-1.0
7TH	97.25	5.2	-37.1	2511	1531	2.1	-24.2	-5	0	1689.7	-2397.7	763.1	611.8	-1.2
8TH	109.50	5.8	-38.1	2511	1531	2.3	-24.9	-1	0	1683.9	-2359.6	734.0	591.1	-1.2
9TH	121.75	6.9	-38.8	2511	1531	2.7	-25.4	1	-0	1677.1	-2320.8	705.3	570.5	-1.2
10TH	134.00	8.0	-39.5	2511	1531	3.2	-25.8	3	-0	1669.1	-2281.2	677.1	550.0	-1.1
11TH	146.25	9.1	-40.2	2511	1531	3.6	-26.3	4	-1	1659.9	-2241.0	649.4	529.6	-1.0
12TH	158.50	10.2	-41.0	2511	1531	4.1	-26.7	6	-1	1649.7	-2200.0	622.2	509.4	-.8
13TH	170.75	11.4	-41.7	2511	1531	4.5	-27.2	8	-1	1638.3	-2158.4	595.5	489.2	-.6
14TH	183.00	12.5	-42.4	2511	1531	5.0	-27.7	9	-2	1625.9	-2116.0	569.3	469.2	-.4
15TH	195.25	13.6	-43.1	2511	1531	5.4	-28.1	10	-2	1612.3	-2072.9	543.7	449.4	-.1
16TH	207.50	14.9	-43.7	2511	1531	5.9	-28.6	11	-2	1597.4	-2029.2	518.5	429.7	.3
17TH	219.75	17.3	-44.3	2511	1531	6.9	-28.9	12	-3	1580.2	-1984.9	494.0	410.3	.7
18TH	232.00	19.7	-44.8	2511	1531	7.8	-29.3	12	-3	1560.5	-1940.1	469.9	391.0	1.1
19TH	244.25	22.1	-45.3	2511	1531	8.8	-29.6	12	-4	1538.4	-1894.8	446.4	372.0	1.5
20TH	256.50	24.5	-45.9	2511	1531	9.7	-29.9	12	-4	1514.0	-1848.9	423.5	353.4	1.9
21ST	268.75	26.9	-46.4	2511	1531	10.7	-30.3	12	-4	1487.1	-1802.5	401.1	335.0	2.4
22ND	281.00	29.3	-46.9	2511	1531	11.7	-30.6	12	-5	1457.8	-1755.6	379.3	316.9	2.9
23RD	293.25	31.7	-47.5	2511	1531	12.6	-31.0	12	-5	1426.1	-1708.2	358.1	299.3	3.4
24TH	305.50	33.8	-47.8	2511	1531	13.4	-31.2	11	-5	1392.3	-1660.4	337.5	282.0	3.9
25TH	317.75	35.2	-48.0	2511	1531	14.0	-31.3	10	-4	1357.1	-1612.4	317.4	265.2	4.3
26TH	330.00	36.7	-48.2	2511	1531	14.6	-31.5	8	-4	1320.3	-1564.2	298.0	248.8	4.7
		38.2	-48.4	2511	1531	15.2	-31.6	7	-3					

TABLE 7. SHEAR AND MOMENT DIAGRAMS : REPUBLIC PLAZA, DENVER
WIND DIRECTION 200 CONFIGURATION A REFERENCE PRESSURE 22.0 PSF GUST FACTOR 1 32
ECCENTRICITIES BASED ON 63 FT IN THE X DIRECTION AND 103 FT IN THE Y DIRECTION

FLOOR	HEIGHT	FORCE (KIPS) X	FORCE (KIPS) Y	AREA (SQ FT) X	AREA (SQ FT) Y	PRESSURE (PSF) X	PRESSURE (PSF) Y	ECCEN (%) X	ECCEN (%) Y	SHEAR (KIPS) X	SHEAR (KIPS) Y	MOMENT (1000-FT-KIPS) X	MOMENT (1000-FT-KIPS) Y	MOMENT (1000-FT-KIPS) Z
27TH	342.25									1282.1	-1515.8	279 1	232.8	5.0
		39 7	-48 6	2511	1531	15.8	-31.7	5	-3					
28TH	354.50									1242.5	-1467.2	260.9	217.4	5.3
		41.1	-48.8	2511	1531	16.4	-31.9	4	-2					
29TH	366.75									1201.3	-1418.4	243.2	202.4	5.5
		42.6	-49.0	2511	1531	17.0	-32 0	2	-1					
30TH	379.00									1158.7	-1369 4	226.1	187.9	5.6
		44.1	-49.2	2511	1531	17.6	-32.1	1	-1					
31ST	391.25									1114.6	-1320.2	209.6	174 0	5.7
		44.8	-49.5	2511	1531	17.9	-32.3	1	-0					
32ND	403.50									1069 7	-1270 7	193 8	160 6	5.7
		44 7	-49.7	2511	1531	17.8	-32.5	0	-0					
33RD	415.75									1025.0	-1221.0	178.5	147.8	5.7
		44.6	-50.0	2511	1531	17.8	-32.7	-0	0					
34TH	428.00									980.4	-1171.0	163.8	135.5	5.7
		44.5	-50.3	2511	1531	17.7	-32.8	-1	0					
35TH	440.25									935.8	-1120.7	149.8	123.8	5.7
		44.4	-50.5	2511	1531	17.7	-33.0	-1	1					
36TH	452.50									891.4	-1070.2	136.4	112.6	5 6
		44.3	-50.8	2511	1531	17.7	-33.2	-2	1					
37TH	464.75									847.1	-1019.4	123.6	102.0	5 5
		44.2	-51.1	2511	1531	17.6	-33.3	-2	1					
38TH	477.00									802.8	-968.3	111.4	91.8	5.4
		44.1	-51.3	2511	1531	17.6	-33 5	-2	1					
39TH	489.25									758.7	-917.0	99.9	82.3	5.3
		44 0	-51.5	2511	1531	17 5	-33.6	-3	1					
40TH	501.50									714 7	-865.5	89 0	73.3	5.2
		43.8	-51.6	2511	1531	17.4	-33.7	-3	1					
41ST	513.75									670 9	-813.9	78.7	64 8	5.0
		43.6	-51.8	2511	1531	17.4	-33.8	-3	1					
42ND	526.00									627.3	-762.1	69.0	56.8	4.8
		43.5	-51.9	2511	1531	17.3	-33.9	-3	2					
43RD	538.25									583.8	-710.2	60 0	49.4	4.7
		43 3	-52.1	2511	1531	17.2	-34.0	-3	2					
44TH	550.50									540 5	-658.1	51.6	42.5	4.5
		43.1	-52.2	2511	1531	17.2	-34.1	-3	2					
45TH	562.75									497.4	-605 9	43 9	36.2	4 3
		42.9	-52.4	2511	1531	17.1	-34 2	-3	2					
46TH	575.00									454 5	-553 5	36.8	30.3	4.1
		42.8	-52.5	2511	1531	17.0	-34.3	-3	2					
47TH	587.25									411.8	-501.0	30 3	25.0	4.0
		42.5	-52.1	2511	1531	16.9	-34 0	-4	2					
48TH	599.50									369 2	-448.9	24 5	20.2	3.7
		42.3	-51.8	2511	1531	16.8	-33 8	-5	2					
49TH	611 75									326.9	-397 1	19 3	16.0	3.5
		42.1	-51 4	2511	1531	16.7	-33.6	-5	3					
50TH	624.00									284 9	-345 8	14 8	12.2	3.2
		41.8	-51 0	2511	1531	16.7	-33.3	-6	3					
51ST	636.25									243.1	-294 7	10.8	9.0	2 9
		41 6	-50.7	2511	1531	16.6	-33.1	-7	3					
52ND	648.50									201.5	-244.1	7.5	6 3	2 5
		41.4	-50 3	2511	1531	16.5	-32 9	-7	4					
53RD	660 75									160.1	-193.8	4 9	4 1	2.1
		41.1	-49.9	2511	1531	16 4	-32 6	-8	4					

54TH	673.00									119.0	-143.8	2.8	2.3	1.7
		39.6	-49.2	2511	1531	15.8	-32.1	-9	5					
55TH	685.25									79.4	-94.6	1.3	1.1	1.2
		35.6	-43.2	2511	1531	14.2	-28.2	-11	5					
56TH	697.50									43.8	-51.4	.4	.4	.7
		31.5	-37.2	2511	1531	12.6	-24.3	-13	7					
PARA	709.75									12.3	-14.1	.0	.0	.2
		12.3	-14.1	1076	656	11.4	-21.5	-14	8					
TOP	715.00									0.0	0.0	0.0	0.0	0.0

TABLE 7 SHEAR AND MOMENT DIAGRAMS : REPUBLIC PLAZA, DENVER
WIND DIRECTION 210 CONFIGURATION A REFERENCE PRESSURE 27.0 PSF GUST FACTOR 1.30
ECCENTRICITIES BASED ON 63 FT IN THE X DIRECTION AND 103 FT IN THE Y DIRECTION

FLOOR	HEIGHT	FORCE (KIPS) X	FORCE (KIPS) Y	AREA (SQ FT) X	AREA (SQ FT) Y	PRESSURE (PSF) X	PRESSURE (PSF) Y	ECCEN (%) X	ECCEN (%) Y	SHEAR (KIPS) X	SHEAR (KIPS) Y	MOMENT (1000-FT-KIPS) X	MOMENT (1000-FT-KIPS) Y	MOMENT (1000-FT-KIPS) Z
GRND	0.00									891.4	-2450.5	951.9	408.5	28.6
2ND	36.00	-2.7	-62.0	7380	4500	-.4	-13.8	-30	-1	894.2	-2388.5	864.8	376.4	27.4
3RD	48.25	2	-29.8	2511	1531	.1	-19.5	-23	0	894.0	-2358.7	835.7	365.4	27.0
4TH	60.50	.8	-30.9	2511	1531	.3	-20.2	-19	0	893.2	-2327.8	807.0	354.5	26.6
5TH	72.75	1.4	-31.9	2511	1531	.6	-20.9	-16	0	891.8	-2295.9	778.7	343.5	26.3
6TH	85.00	2.0	-33.0	2511	1531	.8	-21.6	-13	0	889.8	-2262.9	750.7	332.6	26.0
7TH	97.25	2.6	-34.1	2511	1531	1.0	-22.2	-10	0	887.2	-2228.8	723.2	321.7	25.8
8TH	109.50	3.1	-35.0	2511	1531	1.3	-22.8	-8	0	884.1	-2193.8	696.1	310.9	25.6
9TH	121.75	3.6	-35.4	2511	1531	1.4	-23.1	-7	0	880.5	-2158.5	669.5	300.1	25.5
10TH	134.00	4.1	-35.8	2511	1531	1.6	-23.4	-6	0	876.4	-2122.7	643.3	289.3	25.4
11TH	146.25	4.5	-36.2	2511	1531	1.8	-23.6	-5	0	871.9	-2086.5	617.5	278.6	25.3
12TH	158.50	5.0	-36.6	2511	1531	2.0	-23.9	-4	0	867.0	-2049.8	592.1	268.0	25.2
13TH	170.75	5.4	-37.0	2511	1531	2.2	-24.2	-3	0	861.5	-2012.8	567.3	257.4	25.1
14TH	183.00	5.9	-37.5	2511	1531	2.3	-24.5	-2	0	855.6	-1975.3	542.8	246.8	25.1
15TH	195.25	6.3	-37.9	2511	1531	2.5	-24.7	-1	0	849.3	-1937.5	518.9	236.4	25.1
16TH	207.50	6.9	-38.3	2511	1531	2.7	-25.0	0	-0	842.4	-1899.1	495.4	226.0	25.1
17TH	219.75	7.9	-38.8	2511	1531	3.2	-25.3	1	-0	834.5	-1860.3	472.3	215.8	25.1
18TH	232.00	9.0	-39.3	2511	1531	3.6	-25.7	1	-0	825.5	-1821.0	449.8	205.6	25.1
19TH	244.25	10.0	-39.8	2511	1531	4.0	-26.0	1	-0	815.5	-1781.2	427.7	195.6	25.1
20TH	256.50	11.1	-40.3	2511	1531	4.4	-26.3	2	-0	804.4	-1740.9	406.2	185.6	25.2
21ST	268.75	12.1	-40.8	2511	1531	4.8	-26.6	2	-0	792.3	-1700.2	385.1	175.9	25.2
22ND	281.00	13.2	-41.3	2511	1531	5.3	-26.9	3	-1	779.1	-1658.9	364.5	166.2	25.3
23RD	293.25	14.3	-41.7	2511	1531	5.7	-27.3	3	-1	764.8	-1617.2	344.4	156.8	25.4
24TH	305.50	15.5	-42.3	2511	1531	6.2	-27.6	3	-1	749.3	-1574.9	324.9	147.5	25.5
25TH	317.75	17.1	-42.8	2511	1531	6.8	-27.9	0	-0	732.2	-1532.1	305.9	138.4	25.5
26TH	330.00	18.8	-43.3	2511	1531	7.5	-28.3	-2	0	713.4	-1488.8	287.4	129.6	25.5
		20.4	-43.9	2511	1531	8.1	-28.6	-4	1					

TABLE 7. SHEAR AND MOMENT DIAGRAMS : REPUBLIC PLAZA, DENVER
WIND DIRECTION 210 CONFIGURATION A REFERENCE PRESSURE 22.0 PSF GUST FACTOR 1.32
ECCENTRICITIES BASED ON 63 FT IN THE X DIRECTION AND 103 FT IN THE Y DIRECTION

FLOOR	HEIGHT	FORCE (KIPS) X	FORCE (KIPS) Y	AREA (SQ FT) X	AREA (SQ FT) Y	PRESSURE (PSF) X	PRESSURE (PSF) Y	ECCEN (%) X	ECCEN (%) Y	SHEAR (KIPS) X	SHEAR (KIPS) Y	MOMENT (1000-FT-KIPS) X	MOMENT (1000-FT-KIPS) Y	MOMENT (1000-FT-KIPS) Z
27TH	342.25									693.0	-1444.9	269.4	121.0	25.3
		22.0	-44.4	2511	1531	8.8	-29.0	-5	2					
28TH	354.50									670.9	-1400.5	252.0	112.6	25.1
		23.7	-44.9	2511	1531	9.4	-29.3	-7	2					
29TH	366.75									647.3	-1355.6	235.1	104.5	24.9
		25.3	-45.5	2511	1531	10.1	-29.7	-8	3					
30TH	379.00									622.0	-1310.1	218.7	96.8	24.6
		26.9	-46.0	2511	1531	10.7	-30.0	-10	4					
31ST	391.25									595.0	-1264.1	203.0	89.3	24.2
		27.6	-46.3	2511	1531	11.0	-30.2	-11	4					
32ND	403.50									567.4	-1217.8	187.8	82.2	23.8
		27.3	-46.5	2511	1531	10.9	-30.4	-13	5					
33RD	415.75									540.1	-1171.3	173.1	75.4	23.3
		26.9	-46.8	2511	1531	10.7	-30.5	-14	5					
34TH	428.00									513.2	-1124.5	159.1	68.9	22.7
		26.5	-47.0	2511	1531	10.6	-30.7	-15	5					
35TH	440.25									486.7	-1077.5	145.6	62.8	22.1
		26.2	-47.2	2511	1531	10.4	-30.9	-17	6					
36TH	452.50									460.5	-1030.3	132.7	57.0	21.5
		25.8	-47.5	2511	1531	10.3	-31.0	-18	6					
37TH	464.75									434.7	-982.8	120.4	51.5	20.8
		25.5	-47.7	2511	1531	10.1	-31.2	-20	6					
38TH	477.00									409.2	-935.1	108.6	46.4	20.0
		25.1	-48.0	2511	1531	10.0	-31.3	-21	7					
39TH	489.25									384.1	-887.1	97.4	41.5	19.2
		24.6	-48.3	2511	1531	9.8	-31.6	-22	7					
40TH	501.50									359.5	-838.8	86.9	37.0	18.3
		23.9	-48.7	2511	1531	9.5	-31.8	-23	7					
41ST	513.75									335.6	-790.1	76.9	32.7	17.5
		23.3	-49.1	2511	1531	9.3	-32.0	-24	7					
42ND	526.00									312.3	-741.0	67.5	28.7	16.6
		22.7	-49.4	2511	1531	9.0	-32.3	-25	7					
43RD	538.25									289.7	-691.6	58.7	25.0	15.6
		22.0	-49.8	2511	1531	8.8	-32.5	-26	7					
44TH	550.50									267.6	-641.8	50.6	21.6	14.6
		21.4	-50.2	2511	1531	8.5	-32.8	-27	7					
45TH	562.75									246.2	-591.6	43.0	18.5	13.6
		20.8	-50.5	2511	1531	8.3	-33.0	-28	7					
46TH	575.00									225.5	-541.0	36.1	15.6	12.6
		20.1	-50.9	2511	1531	8.0	-33.2	-29	7					
47TH	587.25									205.3	-490.2	29.8	12.9	11.5
		20.0	-50.6	2511	1531	8.0	-33.0	-30	7					
48TH	599.50									185.3	-439.6	24.1	10.6	10.5
		20.0	-50.3	2511	1531	8.0	-32.8	-30	7					
49TH	611.75									165.3	-389.3	19.0	8.4	9.4
		20.0	-50.0	2511	1531	8.0	-32.7	-30	7					
50TH	624.00									145.3	-339.3	14.5	6.5	8.3
		20.0	-49.7	2511	1531	8.0	-32.5	-31	8					
51ST	636.25									125.3	-289.5	10.7	4.9	7.2
		20.0	-49.5	2511	1531	8.0	-32.3	-31	8					
52ND	648.50									105.3	-240.1	7.4	3.4	6.0
		20.0	-49.2	2511	1531	8.0	-32.1	-32	8					
53RD	660.75									85.3	-190.9	4.8	2.3	4.9
		20.0	-48.9	2511	1531	8.0	-31.9	-32	8					

54TH	673.00													65.3	-142.0	2.8	1.3	3.7
		19.8	-48.3	2511	1531	7.9	-31.5	-33	8					45.5	-93.7	1.3	.7	2.6
55TH	685.25													26.4	-51.0	.4	.2	1.5
		19.2	-42.6	2511	1531	7.6	-27.8	-34	9					7.8	-14.1	.0	.0	.4
56TH	697.50													0.0	0.0	0.0	0.0	0.0
		18.6	-36.9	2511	1531	7.4	-24.1	-36	11									
PARA	709.75																	
		7.8	-14.1	1076	656	7.2	-21.5	-38	13									
TOP	715.00																	

TABLE 7. SHEAR AND MOMENT DIAGRAMS : REPUBLIC PLAZA, DENVER
WIND DIRECTION 220 CONFIGURATION A REFERENCE PRESSURE 22.0 PSF GUST FACTOR 1.32
ECCENTRICITIES BASED ON 63 FT IN THE X DIRECTION AND 103 FT IN THE Y DIRECTION

FLOOR	HEIGHT	FORCE (KIPS) X	FORCE (KIPS) Y	AREA (SQ FT) X	AREA (SQ FT) Y	PRESSURE (PSF) X	PRESSURE (PSF) Y	ECCEN (%) X	ECCEN (%) Y	SHEAR (KIPS) X	SHEAR (KIPS) Y	MOMENT (1000-FT-KIPS) X	MOMENT (1000-FT-KIPS) Y	MOMENT (1000-FT-KIPS) Z
GRND	0.00									-214.0	-2220.9	879.5	-22.2	26.5
		-24.6	-56.3	7380	4500	-3.3	-12.5	-37	-10					
2ND	36.00									-189.4	-2164.6	800.5	-14.9	24.9
		-8.7	-25.2	2511	1531	-3.5	-16.5	-35	-7					
3RD	48.25									-180.7	-2139.4	774.2	-12.6	24.3
		-8.8	-26.2	2511	1531	-3.5	-17.1	-34	-7					
4TH	60.50									-171.9	-2113.2	748.1	-10.5	23.7
		-9.0	-27.2	2511	1531	-3.6	-17.7	-34	-7					
5TH	72.75									-162.9	-2086.1	722.4	-8.4	23.0
		-9.1	-28.2	2511	1531	-3.6	-18.4	-33	-7					
6TH	85.00									-153.7	-2057.9	697.0	-6.5	22.4
		-9.3	-29.1	2511	1531	-3.7	-19.0	-33	-6					
7TH	97.25									-144.4	-2028.8	672.0	-4.6	21.7
		-9.5	-30.0	2511	1531	-3.8	-19.6	-33	-6					
8TH	109.50									-135.0	-1998.8	647.3	-2.9	21.0
		-9.7	-30.4	2511	1531	-3.8	-19.8	-32	-6					
9TH	121.75									-125.3	-1968.4	623.0	-1.3	20.4
		-9.9	-30.7	2511	1531	-3.9	-20.1	-32	-6					
10TH	134.00									-115.4	-1937.7	599.1	.1	19.7
		-10.1	-31.1	2511	1531	-4.0	-20.3	-32	-6					
11TH	146.25									-105.4	-1906.6	575.5	1.5	19.0
		-10.3	-31.5	2511	1531	-4.1	-20.6	-31	-6					
12TH	158.50									-95.1	-1875.0	552.4	2.7	18.3
		-10.5	-31.9	2511	1531	-4.2	-20.8	-31	-6					
13TH	170.75									-84.6	-1843.1	529.6	3.8	17.6
		-10.7	-32.3	2511	1531	-4.3	-21.1	-30	-6					
14TH	183.00									-73.9	-1810.8	507.2	4.8	17.0
		-10.9	-32.7	2511	1531	-4.3	-21.3	-30	-6					
15TH	195.25									-63.0	-1778.1	485.2	5.6	16.3
		-11.0	-33.2	2511	1531	-4.4	-21.7	-29	-6					
16TH	207.50									-52.0	-1745.0	463.7	6.3	15.6
		-10.6	-33.8	2511	1531	-4.2	-22.1	-27	-5					
17TH	219.75									-41.4	-1711.2	442 5	6.9	15.0
		-10.1	-34.4	2511	1531	-4.0	-22.5	-24	-4					
18TH	232.00									-31.3	-1676.8	421.7	7.3	14.4
		-9.6	-35.0	2511	1531	-3.8	-22.9	-21	-4					
19TH	244.25									-21.7	-1641.7	401.4	7.7	13.9
		-9.2	-35.7	2511	1531	-3.7	-23.3	-19	-3					
20TH	256.50									-12.5	-1606 1	381.5	7.9	13.5
		-8.7	-36.3	2511	1531	-3.5	-23.7	-16	-2					
21ST	268.75									-3.8	-1569.8	362.1	8.0	13.1
		-8.3	-36.9	2511	1531	-3.3	-24.1	-14	-2					
22ND	281.00									4.5	-1532.9	343.1	8.0	12.7
		-7.8	-37.5	2511	1531	-3.1	-24.5	-11	-1					
23RD	293.25									12.3	-1495.4	324.5	7.9	12.5
		-7.1	-38.0	2511	1531	-2.8	-24.8	-9	-1					
24TH	305.50									19.4	-1457.4	306.4	7.7	12.2
		-5.9	-38.4	2511	1531	-2.4	-25.1	-8	-1					
25TH	317.75									25.3	-1419.0	288.8	7.4	12.0
		-4.8	-38.8	2511	1531	-1.9	-25.4	-6	-0					
26TH	330.00									30.1	-1380.1	271.7	7.1	11.9
		-3.6	-39.2	2511	1531	-1.4	-25.6	-4	-0					

TABLE 7. SHEAR AND MOMENT DIAGRAMS : REPUBLIC PLAZA, DENVER
WIND DIRECTION 220 CONFIGURATION A REFERENCE PRESSURE 22.0 PSF GUST FACTOR 1.32
ECCENTRICITIES BASED ON 63 FT IN THE X DIRECTION AND 103 FT IN THE Y DIRECTION

FLOOR	HEIGHT	FORCE (KIPS) X	FORCE (KIPS) Y	AREA (SQ FT) X	AREA (SQ FT) Y	PRESSURE (PSF) X	PRESSURE (PSF) Y	ECCEN (%) X	ECCEN (%) Y	SHEAR (KIPS) X	SHEAR (KIPS) Y	MOMENT (1000-FT-KIPS) X	MOMENT (1000-FT-KIPS) Y	MOMENT (1000-FT-KIPS) Z
27TH	342.25									33.7	-1340.9	255.0	6.7	11.8
		-2.4	-39.7	2511	1531	-1.0	-25.9	-3	-0					
28TH	354.50									36.1	-1301.2	238.8	6.2	11.7
		-1.3	-40.1	2511	1531	-.5	-26.2	-1	-0					
29TH	366.75									37.4	-1261.1	223.1	5.8	11.7
		-.1	-40.5	2511	1531	-.0	-26.4	1	0					
30TH	379.00									37.5	-1220.7	207.9	5.3	11.7
		1.1	-40.9	2511	1531	.4	-26.7	2	-0					
31ST	391.25									36.4	-1179.8	193.2	4.9	11.8
		1.7	-41.3	2511	1531	.7	-26.9	2	-0					
32ND	403.50									34.7	-1138.5	179.0	4.4	11.8
		1.9	-41.6	2511	1531	.7	-27.2	-0	0					
33RD	415.75									32.8	-1096.9	165.3	4.0	11.8
		2.0	-41.9	2511	1531	.8	-27.4	-2	0					
34TH	428.00									30.9	-1055.0	152.1	3.6	11.8
		2.1	-42.3	2511	1531	.8	-27.6	-4	0					
35TH	440.25									28.8	-1012.7	139.5	3.3	11.7
		2.2	-42.6	2511	1531	.9	-27.8	-6	0					
36TH	452.50									26.6	-970.1	127.3	2.9	11.5
		2.3	-43.0	2511	1531	.9	-28.1	-8	0					
37TH	464.75									24.3	-927.1	115.7	2.6	11.3
		2.4	-43.3	2511	1531	1.0	-28.3	-10	0					
38TH	477.00									21.8	-883.8	104.6	2.3	11.0
		2.6	-43.7	2511	1531	1.0	-28.5	-12	0					
39TH	489.25									19.3	-840.1	94.1	2.1	10.7
		2.4	-44.1	2511	1531	1.0	-28.8	-14	0					
40TH	501.50									16.9	-796.0	84.0	1.9	10.3
		2.1	-44.5	2511	1531	8	-29.0	-15	0					
41ST	513.75									14.7	-751.6	74.6	1.7	9.9
		1.8	-44.9	2511	1531	.7	-29.3	-16	0					
42ND	526.00									12.9	-706.7	65.6	1.5	9.4
		1.5	-45.3	2511	1531	.6	-29.6	-17	0					
43RD	538.25									11.4	-661.4	57.3	1.4	9.0
		1.2	-45.7	2511	1531	5	-29.8	-18	0					
44TH	550.50									10.1	-615.7	49.4	1.2	8.5
		1.0	-46.1	2511	1531	.4	-30.1	-19	0					
45TH	562.75									9.2	-569.6	42.2	1.1	7.9
		.7	-46.5	2511	1531	.3	-30.4	-20	0					
46TH	575.00									8.5	-523.1	35.5	1.0	7.4
		.4	-46.9	2511	1531	.2	-30.6	-21	0					
47TH	587.25									8.1	-476.2	29.4	.9	6.8
		.3	-47.1	2511	1531	1	-30.8	-21	0					
48TH	599.50									7.9	-429.1	23.8	.8	6.1
		.2	-47.3	2511	1531	.1	-30.9	-21	0					
49TH	611.75									7.7	-381.8	18.8	.7	5.5
		.1	-47.5	2511	1531	.0	-31.0	-21	0					
50TH	624.00									7.6	-334.3	14.5	.6	4.9
		.0	-47.7	2511	1531	.0	-31.2	-21	0					
51ST	636.25									7.6	-286.6	10.7	.5	4.2
		-.1	-47.9	2511	1531	-.0	-31.3	-22	-0					
52ND	648.50									7.7	-238.6	7.4	.4	3.6
		-.2	-48.2	2511	1531	-.1	-31.4	-22	-0					
53RD	660.75									7.8	-190.5	4.8	.3	2.9
		-.3	-48.4	2511	1531	-.1	-31.6	-22	-0					

54TH	673.00									8.1	-142.1	2.8	.2	2.3
		.3	-48.2	2511	1531	.1	-31.5	-22	0					
55TH	685.25									7.8	-93.9	1.3	.1	1.6
		2.0	-42.6	2511	1531	.8	-27.8	-25	1					
56TH	697.50									5.8	-51.3	.4	.1	1.0
		3.7	-37.1	2511	1531	1.5	-24.2	-28	2					
PARA	709.75									2.1	-14.2	.0	.0	.3
		2.1	-14.2	1076	656	2.0	-21.6	-32	3					
TOP	715.00									0.0	0.0	0.0	0.0	0.0

TABLE 7. SHEAR AND MOMENT DIAGRAMS : REPUBLIC PLAZA, DENVER
WIND DIRECTION 230 CONFIGURATION A REFERENCE PRESSURE 22.0 PSF GUST FACTOR 1.32
ECCENTRICITIES BASED ON 63 FT IN THE X DIRECTION AND 103 FT IN THE Y DIRECTION

FLOOR	HEIGHT	FORCE (KIPS) X	FORCE (KIPS) Y	AREA (SQ FT) X	AREA (SQ FT) Y	PRESSURE (PSF) X	PRESSURE (PSF) Y	ECCEN (%) X	ECCEN (%) Y	SHEAR (KIPS) X	SHEAR (KIPS) Y	MOMENT (1000-FT-KIPS) X	MOMENT (1000-FT-KIPS) Y	MOMENT (1000-FT-KIPS) Z
GRND	0.00									-982.7	-2270.5	904.8	-280.4	-3.1
2ND	36.00	-40.0	-54.7	7380	4500	-5.4	-12.2	-38	-17	-942.7	-2215.8	824.1	-245.8	-5.1
3RD	48.25	-15.9	-23.7	2511	1531	-6.3	-15.5	-39	-16	-926.7	-2192.1	797.1	-234.3	-6.0
4TH	60.50	-17.1	-24.9	2511	1531	-6.8	-16.3	-40	-17	-909.7	-2167.2	770.4	-223.1	-6.9
5TH	72.75	-18.2	-26.1	2511	1531	-7.3	-17.0	-40	-17	-891.4	-2141.1	744.0	-212.0	-7.8
6TH	85.00	-19.4	-27.2	2511	1531	-7.7	-17.8	-40	-17	-872.0	-2113.9	717.9	-201.2	-8.9
7TH	97.25	-20.6	-28.4	2511	1531	-8.2	-18.6	-40	-18	-851.5	-2085.5	692.2	-190.7	-10.0
8TH	109.50	-21.7	-29.4	2511	1531	-8.7	-19.2	-41	-18	-829.7	-2056.1	666.8	-180.4	-11.1
9TH	121.75	-22.4	-29.9	2511	1531	-8.9	-19.5	-40	-18	-807.3	-2026.2	641.8	-170.4	-12.3
10TH	134.00	-23.1	-30.4	2511	1531	-9.2	-19.8	-39	-18	-784.2	-1995.8	617.2	-160.6	-13.5
11TH	146.25	-23.8	-30.9	2511	1531	-9.5	-20.1	-38	-18	-760.4	-1964.9	592.9	-151.2	-14.6
12TH	158.50	-24.5	-31.3	2511	1531	-9.7	-20.5	-37	-17	-736.0	-1933.6	569.1	-142.0	-15.8
13TH	170.75	-25.2	-31.8	2511	1531	-10.0	-20.8	-36	-17	-710.8	-1901.8	545.6	-133.1	-16.9
14TH	183.00	-25.8	-32.3	2511	1531	-10.3	-21.1	-35	-17	-685.0	-1869.5	522.5	-124.6	-18.1
15TH	195.25	-26.5	-32.8	2511	1531	-10.6	-21.4	-34	-17	-658.4	-1836.7	499.8	-116.4	-19.2
16TH	207.50	-27.2	-33.4	2511	1531	-10.8	-21.8	-33	-16	-631.3	-1803.3	477.5	-108.5	-20.4
17TH	219.75	-27.4	-34.2	2511	1531	-10.9	-22.3	-29	-14	-603.8	-1769.2	455.6	-100.9	-21.4
18TH	232.00	-27.7	-35.0	2511	1531	-11.0	-22.8	-25	-12	-576.1	-1734.2	434.1	-93.7	-22.3
19TH	244.25	-28.0	-35.7	2511	1531	-11.1	-23.3	-21	-10	-548.1	-1698.5	413.1	-86.8	-23.0
20TH	256.50	-28.3	-36.5	2511	1531	-11.3	-23.9	-18	-8	-519.9	-1661.9	392.5	-80.2	-23.7
21ST	268.75	-28.5	-37.3	2511	1531	-11.4	-24.4	-14	-7	-491.4	-1624.6	372.4	-74.0	-24.2
22ND	281.00	-28.8	-38.1	2511	1531	-11.5	-24.9	-11	-5	-462.6	-1586.5	352.7	-68.2	-24.6
23RD	293.25	-29.1	-38.9	2511	1531	-11.6	-25.4	-7	-3	-433.5	-1547.6	333.5	-62.7	-24.9
24TH	305.50	-28.8	-39.5	2511	1531	-11.5	-25.8	-4	-2	-404.7	-1508.1	314.8	-57.6	-25.0
25TH	317.75	-27.6	-40.1	2511	1531	-11.0	-26.2	-1	-0	-377.2	-1468.0	296.6	-52.8	-25.1
26TH	330.00	-26.3	-40.6	2511	1531	-10.5	-26.5	2	1	-350.9	-1427.4	278.9	-48.3	-25.0
		-25.1	-41.2	2511	1531	-10.0	-26.9	6	2					

TABLE 7. SHEAR AND MOMENT DIAGRAMS : REPUBLIC PLAZA, DENVER
WIND DIRECTION 230 CONFIGURATION A REFERENCE PRESSURE 22.0 PSF GUST FACTOR 1.32
ECCENTRICITIES BASED ON 63 FT IN THE X DIRECTION AND 103 FT IN THE Y DIRECTION

FLOOR	HEIGHT	FORCE (KIPS) X	FORCE (KIPS) Y	AREA (SQ FT) X	AREA (SQ FT) Y	PRESSURE (PSF) X	PRESSURE (PSF) Y	ECCEN (%) X	ECCEN (%) Y	SHEAR (KIPS) X	SHEAR (KIPS) Y	MOMENT (1000-FT-KIPS) X	MOMENT (1000-FT-KIPS) Y	MOMENT (1000-FT-KIPS) Z
27TH	342.25									-325.8	-1386.2	261.6	-44.2	-24.8
		-23.8	-41.7	2511	1531	-9.5	-27.2	9	3					
28TH	354.50									-302.0	-1344.5	244.9	-40.3	-24.5
		-22.6	-42.3	2511	1531	-9.0	-27.6	13	4					
29TH	366.75									-279.4	-1302.2	228.7	-36.8	-24.1
		-21.3	-42.8	2511	1531	-8.5	-28.0	16	5					
30TH	379.00									-258.1	-1259.4	213.0	-33.5	-23.5
		-20.1	-43.3	2511	1531	-8.0	-28.3	20	6					
31ST	391.25									-238.0	-1216.1	197.8	-30.4	-22.9
		-18.8	-43.7	2511	1531	-7.5	-28.5	23	6					
32ND	403.50									-219.1	-1172.4	183.2	-27.6	-22.1
		-17.6	-44.0	2511	1531	-7.0	-28.7	24	6					
33RD	415.75									-201.6	-1128.4	169.1	-25.1	-21.4
		-16.3	-44.2	2511	1531	-6.5	-28.9	25	6					
34TH	428.00									-185.2	-1084.2	155.6	-22.7	-20.6
		-15.1	-44.5	2511	1531	-6.0	-29.1	27	6					
35TH	440.25									-170.1	-1039.7	142.6	-20.5	-19.7
		-13.8	-44.8	2511	1531	-5.5	-29.3	28	5					
36TH	452.50									-156.3	-994.9	130.1	-18.5	-18.9
		-12.6	-45.1	2511	1531	-5.0	-29.4	29	5					
37TH	464.75									-143.7	-949.8	118.2	-16.7	-18.0
		-11.3	-45.3	2511	1531	-4.5	-29.6	31	5					
38TH	477.00									-132.4	-904.4	106.8	-15.0	-17.1
		-10.1	-45.6	2511	1531	-4.0	-29.8	32	4					
39TH	489.25									-122.3	-858.8	96.0	-13.4	-16.1
		-9.3	-45.8	2511	1531	-3.7	-29.9	32	4					
40TH	501.50									-113.0	-813.0	85.8	-12.0	-15.2
		-8.7	-46.0	2511	1531	-3.5	-30.1	32	4					
41ST	513.75									-104.4	-766.9	76.1	-10.7	-14.2
		-8.1	-46.3	2511	1531	-3.2	-30.2	32	3					
42ND	526.00									-96.3	-720.7	67.0	-9.4	-13.2
		-7.5	-46.5	2511	1531	-3.0	-30.3	32	3					
43RD	538.25									-88.8	-674.2	58.5	-8.3	-12.3
		-6.9	-46.7	2511	1531	-2.7	-30.5	32	3					
44TH	550.50									-82.0	-627.5	50.5	-7.3	-11.3
		-6.2	-46.9	2511	1531	-2.5	-30.6	33	3					
45TH	562.75									-75.7	-580.6	43.1	-6.3	-10.3
		-5.6	-47.1	2511	1531	-2.2	-30.8	33	2					
46TH	575.00									-70.1	-533.5	36.3	-5.4	-9.3
		-5.0	-47.3	2511	1531	-2.0	-30.9	32	2					
47TH	587.25									-65.1	-486.2	30.0	-4.6	-8.4
		-5.1	-47.7	2511	1531	-2.0	-31.1	31	2					
48TH	599.50									-60.0	-438.5	24.3	-3.8	-7.4
		-5.2	-48.0	2511	1531	-2.1	-31.4	30	2					
49TH	611.75									-54.8	-390.5	19.3	-3.1	-6.5
		-5.4	-48.4	2511	1531	-2.1	-31.6	29	2					
50TH	624.00									-49.4	-342.1	14.8	-2.5	-5.6
		-5.5	-48.7	2511	1531	-2.2	-31.8	27	2					
51ST	636.25									-43.9	-293.4	10.9	-1.9	-4.8
		-5.7	-49.1	2511	1531	-2.3	-32.0	26	2					
52ND	648.50									-38.2	-244.4	7.6	-1.4	-4.0
		-5.9	-49.4	2511	1531	-2.3	-32.3	25	2					
53RD	660.75									-32.3	-195.0	4.9	-.9	-3.2
		-6.0	-49.7	2511	1531	-2.4	-32.5	23	2					

54TH	673.00											-26.3	-145.2	2.8	-.6	-2.5
		-6.5	-49.7	2511	1531	-2.6	-32.4	23	2							
55TH	685.25											-19.9	-95.5	1.3	-.3	-1.8
		-7.5	-43.6	2511	1531	-3.0	-28.5	26	3							
56TH	697.50											-12.4	-51.9	.4	-.1	-1.0
		-8.5	-37.6	2511	1531	-3.4	-24.6	30	4							
PARA	709.75											-3.9	-14.3	.0	-.0	-.3
		-3.9	-14.3	1076	656	-3.7	-21.8	33	6							
TOP	715.00											0.0	0.0	0.0	0.0	0.0

TABLE 7. SHEAR AND MOMENT DIAGRAMS : REPUBLIC PLAZA, DENVER
WIND DIRECTION 240 CONFIGURATION A REFERENCE PRESSURE 22.0 PSF GUST FACTOR 1.32
ECCENTRICITIES BASED ON 63 FT IN THE X DIRECTION AND 103 FT IN THE Y DIRECTION

FLOOR	HEIGHT	FORCE (KIPS) X	FORCE (KIPS) Y	AREA (SQ FT) X	AREA (SQ FT) Y	PRESSURE (PSF) X	PRESSURE (PSF) Y	ECCEN (%) X	ECCEN (%) Y	SHEAR (KIPS) X	SHEAR (KIPS) Y	MOMENT (1000-FT-KIPS) X	MOMENT (1000-FT-KIPS) Y	MOMENT (1000-FT-KIPS) Z
GRND	0.00									-1712.7	-2368.0	955.6	-563.3	-4.1
		-54.3	-47.6	7380	4500	-7.4	-10.6	-31	-22					
2ND	36.00									-1658.4	-2320.4	871.2	-502.6	-6.3
		-22.3	-19.9	2511	1531	-8.9	-13.0	-32	-22					
3RD	48.25									-1636.1	-2300.5	842.9	-482.4	-7.2
		-24.2	-21.4	2511	1531	-9.6	-14.0	-32	-22					
4TH	60.50									-1612.0	-2279.1	814.9	-462.5	-8.1
		-26.1	-23.0	2511	1531	-10.4	-15.0	-32	-22					
5TH	72.75									-1585.9	-2256.1	787.1	-442.9	-9.2
		-28.0	-24.5	2511	1531	-11.2	-16.0	-33	-23					
6TH	85.00									-1557.8	-2231.6	759.6	-423.7	-10.4
		-29.9	-26.1	2511	1531	-11.9	-17.0	-33	-23					
7TH	97.25									-1527.9	-2205.5	732.4	-404.8	-11.6
		-31.9	-27.5	2511	1531	-12.7	-17.9	-33	-23					
8TH	109.50									-1496.0	-2178.0	705.6	-386.2	-12.9
		-33.2	-28.5	2511	1531	-13.2	-18.6	-30	-22					
9TH	121.75									-1462.9	-2149.5	679.1	-368.1	-14.2
		-34.5	-29.5	2511	1531	-13.8	-19.3	-28	-20					
10TH	134.00									-1428.3	-2120.0	652.9	-350.4	-15.4
		-35.9	-30.5	2511	1531	-14.3	-19.9	-26	-18					
11TH	146.25									-1392.5	-2089.5	627.2	-333.1	-16.6
		-37.2	-31.5	2511	1531	-14.8	-20.6	-24	-17					
12TH	158.50									-1355.2	-2058.0	601.8	-316.3	-17.7
		-38.5	-32.5	2511	1531	-15.3	-21.3	-22	-16					
13TH	170.75									-1316.7	-2025.5	576.7	-299.9	-18.7
		-39.9	-33.6	2511	1531	-15.9	-21.9	-20	-14					
14TH	183.00									-1276.8	-1991.9	552.1	-284.0	-19.7
		-41.2	-34.6	2511	1531	-16.4	-22.6	-18	-13					
15TH	195.25									-1235.6	-1957.3	527.9	-268.7	-20.7
		-42.4	-35.6	2511	1531	-16.9	-23.2	-16	-12					
16TH	207.50									-1193.2	-1921.8	504.2	-253.8	-21.6
		-42.1	-36.6	2511	1531	-16.8	-23.9	-15	-10					
17TH	219.75									-1151.1	-1885.2	480.9	-239.4	-22.4
		-41.8	-37.5	2511	1531	-16.7	-24.5	-13	-9					
18TH	232.00									-1109.3	-1847.7	458.0	-225.6	-23.1
		-41.6	-38.5	2511	1531	-16.6	-25.1	-11	-7					
19TH	244.25									-1067.7	-1809.2	435.6	-212.2	-23.6
		-41.3	-39.5	2511	1531	-16.5	-25.8	-10	-6					
20TH	256.50									-1026.4	-1769.7	413.7	-199.4	-24.1
		-41.1	-40.5	2511	1531	-16.3	-26.4	-8	-5					
21ST	268.75									-985.3	-1729.2	392.3	-187.1	-24.5
		-40.8	-41.4	2511	1531	-16.2	-27.1	-6	-3					
22ND	281.00									-944.5	-1687.8	371.3	-175.3	-24.8
		-40.5	-42.4	2511	1531	-16.1	-27.7	-4	-2					
23RD	293.25									-904.0	-1645.4	350.9	-164.0	-25.0
		-40.0	-43.0	2511	1531	-15.9	-28.1	-2	-1					
24TH	305.50									-864.0	-1602.3	331.0	-153.1	-25.1
		-38.9	-43.4	2511	1531	-15.5	-28.4	-0	-0					
25TH	317.75									-825.1	-1558.9	311.7	-142.8	-25.2
		-37.9	-43.8	2511	1531	-15.1	-28.6	1	1					
26TH	330.00									-787.2	-1515.1	292.8	-132.9	-25.1
		-36.8	-44.2	2511	1531	-14.7	-28.9	3	1					

TABLE 7. SHEAR AND MOMENT DIAGRAMS : REPUBLIC PLAZA, DENVER
WIND DIRECTION 240 CONFIGURATION A REFERENCE PRESSURE 22.0 PSF GUST FACTOR 1.32
ECCENTRICITIES BASED ON 63 FT IN THE X DIRECTION AND 103 FT IN THE Y DIRECTION

FLOOR	HEIGHT	FORCE (KIPS) X	FORCE (KIPS) Y	AREA (SQ FT) X	AREA (SQ FT) Y	PRESSURE (PSF) X	PRESSURE (PSF) Y	ECCEN (%) X	ECCEN (%) Y	SHEAR (KIPS) X	SHEAR (KIPS) Y	MOMENT (1000-FT-KIPS) X	MOMENT (1000-FT-KIPS) Y	MOMENT (1000-FT-KIPS) Z
27TH	342.25									-750.4	-1470.9	274.5	-123.5	-25.0
		-35.8	-44.6	2511	1531	-14.3	-29.1	5	2					
28TH	354.50									-714.6	-1426.4	256.8	-114.5	-24.7
		-34.7	-45.0	2511	1531	-13.8	-29.4	7	3					
29TH	366.75									-679.9	-1381.4	239.6	-106.0	-24.4
		-33.7	-45.3	2511	1531	-13.4	-29.6	9	4					
30TH	379.00									-646.2	-1336.0	223.0	-97.8	-24.1
		-32.6	-45.7	2511	1531	-13.0	-29.9	11	5					
31ST	391.25									-613.5	-1290.3	206.9	-90.1	-23.6
		-31.7	-46.2	2511	1531	-12.6	-30.2	12	5					
32ND	403.50									-581.9	-1244.1	191.3	-82.8	-23.1
		-30.7	-46.8	2511	1531	-12.2	-30.6	13	5					
33RD	415.75									-551.1	-1197.3	176.4	-75.9	-22.5
		-29.8	-47.4	2511	1531	-11.9	-30.9	15	6					
34TH	428.00									-521.3	-1149.9	162.0	-69.3	-21.9
		-28.9	-47.9	2511	1531	-11.5	-31.3	16	6					
35TH	440.25									-492.4	-1102.0	148.2	-63.1	-21.3
		-28.0	-48.5	2511	1531	-11.2	-31.7	17	6					
36TH	452.50									-464.3	-1053.5	135.0	-57.2	-20.6
		-27.1	-49.0	2511	1531	-10.8	-32.0	18	6					
37TH	464.75									-437.2	-1004.5	122.4	-51.7	-19.9
		-26.2	-49.6	2511	1531	-10.4	-32.4	19	6					
38TH	477.00									-411.1	-954.9	110.4	-46.5	-19.1
		-25.3	-50.1	2511	1531	-10.1	-32.7	20	6					
39TH	489.25									-385.8	-904.8	99.0	-41.6	-18.3
		-24.6	-50.3	2511	1531	-9.8	-32.9	21	6					
40TH	501.50									-361.2	-854.5	88.2	-37.1	-17.5
		-24.0	-50.5	2511	1531	-9.5	-33.0	22	6					
41ST	513.75									-337.2	-804.0	78.1	-32.8	-16.7
		-23.4	-50.7	2511	1531	-9.3	-33.1	23	6					
42ND	526.00									-313.9	-753.3	68.5	-28.8	-15.8
		-22.7	-50.9	2511	1531	-9.1	-33.2	24	7					
43RD	538.25									-291.1	-702.4	59.6	-25.1	-14.9
		-22.1	-51.0	2511	1531	-8.8	-33.3	25	7					
44TH	550.50									-269.0	-651.4	51.3	-21.7	-13.9
		-21.5	-51.2	2511	1531	-8.6	-33.4	26	7					
45TH	562.75									-247.5	-600.2	43.7	-18.5	-13.0
		-20.9	-51.4	2511	1531	-8.3	-33.6	27	7					
46TH	575.00									-226.6	-548.8	36.6	-15.6	-12.0
		-20.3	-51.5	2511	1531	-8.1	-33.7	28	7					
47TH	587.25									-206.3	-497.2	30.2	-12.9	-10.9
		-20.2	-51.3	2511	1531	-8.0	-33.5	28	7					
48TH	599.50									-186.1	-446.0	24.5	-10.5	-9.9
		-20.2	-51.0	2511	1531	-8.0	-33.3	28	7					
49TH	611.75									-165.9	-395.0	19.3	-8.4	-8.9
		-20.2	-50.7	2511	1531	-8.1	-33.1	29	7					
50TH	624.00									-145.6	-344.3	14.8	-6.5	-7.8
		-20.2	-50.4	2511	1531	-8.1	-32.9	29	7					
51ST	636.25									-125.4	-293.9	10.9	-4.8	-6.7
		-20.3	-50.1	2511	1531	-8.1	-32.7	29	7					
52ND	648.50									-105.1	-243.8	7.6	-3.4	-5.7
		-20.3	-49.8	2511	1531	-8.1	-32.5	30	7					
53RD	660.75									-84.9	-194.0	4.9	-2.2	-4.6
		-20.3	-49.5	2511	1531	-8.1	-32.4	30	8					

54TH	673.00									-64.6	-144.4	2.8	-1.3	-3.5
		-20.0	-48.9	2511	1531	-8.0	-31.9	30	8					
55TH	685.25									-44.6	-95.5	1.4	-.7	-2.4
		-19.0	-43.3	2511	1531	-7.6	-28.3	32	9					
56TH	697.50									-25.6	-52.2	.4	-.2	-1.4
		-18.1	-37.7	2511	1531	-7.2	-24.6	34	10					
PARA	709.75									-7.5	-14.5	.0	-.0	-.4
		-7.5	-14.5	1076	656	-6.9	-22.0	35	11					
TOP	715.00									0.0	0.0	0.0	0.0	0.0

TABLE 7. SHEAR AND MOMENT DIAGRAMS : REPUBLIC PLAZA, DENVER
WIND DIRECTION 250 CONFIGURATION A REFERENCE PRESSURE 22.0 PSF GUST FACTOR 1.32
ECCENTRICITIES BASED ON 63 FT IN THE X DIRECTION AND 103 FT IN THE Y DIRECTION

FLOOR	HEIGHT	FORCE (KIPS) X	FORCE (KIPS) Y	AREA (SQ FT) X	AREA (SQ FT) Y	PRESSURE (PSF) X	PRESSURE (PSF) Y	ECCEN (%) X	ECCEN (%) Y	SHEAR (KIPS) X	SHEAR (KIPS) Y	MOMENT (1000-FT-KIPS) X	MOMENT (1000-FT-KIPS) Y	MOMENT (1000-FT-KIPS) Z
GRND	0.00									-2417.0	-2181.9	893.9	-881.8	23.8
		-67.1	-47.3	7380	4500	-9.1	-10.5	-29	-25					
2ND	36.00									-2349.9	-2134.7	816.2	-795.9	21.2
		-27.5	-19.8	2511	1531	-10.9	-12.9	-26	-22					
3RD	48.25									-2322.5	-2114.9	790.2	-767.3	20.3
		-29.8	-20.2	2511	1531	-11.9	-13.2	-26	-23					
4TH	60.50									-2292.6	-2094.7	764.4	-739.1	19.2
		-32.2	-20.7	2511	1531	-12.8	-13.5	-25	-24					
5TH	72.75									-2260.5	-2074.0	738.9	-711.2	18.1
		-34.5	-21.1	2511	1531	-13.7	-13.8	-25	-24					
6TH	85.00									-2226.0	-2052.8	713.6	-683.7	17.0
		-36.9	-21.6	2511	1531	-14.7	-14.1	-24	-25					
7TH	97.25									-2189.1	-2031.2	688.6	-656.7	15.7
		-39.2	-22.2	2511	1531	-15.6	-14.5	-24	-25					
8TH	109.50									-2149.9	-2009.0	663.8	-630.1	14.3
		-40.2	-23.1	2511	1531	-16.0	-15.1	-23	-24					
9TH	121.75									-2109.6	-1985.9	639.4	-604.0	13.0
		-41.2	-24.1	2511	1531	-16.4	-15.7	-22	-23					
10TH	134.00									-2068.4	-1961.8	615.2	-578.4	11.7
		-42.2	-25.0	2511	1531	-16.8	-16.3	-21	-22					
11TH	146.25									-2026.1	-1936.8	591.3	-553.3	10.4
		-43.3	-26.0	2511	1531	-17.2	-16.9	-21	-21					
12TH	158.50									-1982.9	-1910.9	567.7	-528.8	9.2
		-44.3	-26.9	2511	1531	-17.6	-17.6	-20	-20					
13TH	170.75									-1938.6	-1884.0	544.5	-504.7	7.9
		-45.3	-27.8	2511	1531	-18.0	-18.2	-19	-19					
14TH	183.00									-1893.3	-1856.2	521.6	-481.3	6.7
		-46.3	-28.8	2511	1531	-18.4	-18.8	-18	-18					
15TH	195.25									-1847.0	-1827.4	499.0	-458.4	5.5
		-47.2	-29.8	2511	1531	-18.8	-19.5	-18	-17					
16TH	207.50									-1799.9	-1797.6	476.8	-436.0	4.4
		-47.2	-31.0	2511	1531	-18.8	-20.2	-17	-16					
17TH	219.75									-1752.6	-1766.6	455.0	-414.3	3.3
		-47.3	-32.1	2511	1531	-18.8	-21.0	-16	-14					
18TH	232.00									-1705.3	-1734.5	433.5	-393.1	2.3
		-47.4	-33.3	2511	1531	-18.9	-21.7	-15	-13					
19TH	244.25									-1658.0	-1701.2	412.5	-372.5	1.4
		-47.4	-34.4	2511	1531	-18.9	-22.5	-14	-12					
20TH	256.50									-1610.5	-1666.8	391.9	-352.5	.5
		-47.5	-35.6	2511	1531	-18.9	-23.2	-13	-10					
21ST	268.75									-1563.0	-1631.2	371.7	-333.0	-.3
		-47.5	-36.8	2511	1531	-18.9	-24.0	-12	-9					
22ND	281.00									-1515.5	-1594.4	351.9	-314.2	-1.0
		-47.6	-37.9	2511	1531	-19.0	-24.8	-10	-8					
23RD	293.25									-1467.9	-1556.5	332.6	-295.9	-1.6
		-47.5	-38.9	2511	1531	-18.9	-25.4	-9	-7					
24TH	305.50									-1420.4	-1517.6	313.8	-278.2	-2.2
		-47.2	-39.7	2511	1531	-18.8	-25.9	-8	-6					
25TH	317.75									-1373.1	-1478.0	295.4	-261.1	-2.7
		-46.9	-40.5	2511	1531	-18.7	-26.5	-7	-5					
26TH	330.00									-1326.2	-1437.4	277.6	-244.6	-3.2
		-46.6	-41.3	2511	1531	-18.6	-27.0	-6	-4					

TABLE 7. SHEAR AND MOMENT DIAGRAMS : REPUBLIC PLAZA, DENVER
WIND DIRECTION 250 CONFIGURATION A REFERENCE PRESSURE 22.0 PSF GUST FACTOR 1.32
ECCENTRICITIES BASED ON 63 FT IN THE X DIRECTION AND 103 FT IN THE Y DIRECTION

FLOOR	HEIGHT	FORCE (KIPS) X	FORCE (KIPS) Y	AREA (SQ FT) X	AREA (SQ FT) Y	PRESSURE (PSF) X	PRESSURE (PSF) Y	ECCEN (%) X	ECCEN (%) Y	SHEAR (KIPS) X	SHEAR (KIPS) Y	MOMENT (1000-FT-KIPS) X	MOMENT (1000-FT-KIPS) Y	MOMENT (1000-FT-KIPS) Z
27TH	342.25									-1279.6	-1396.1	260.2	-228.6	-3.5
		-46.3	-42.2	2511	1531	-18.4	-27.5	-5	-4					
28TH	354.50									-1233.3	-1353.9	243.4	-213.2	-3.8
		-46.0	-43.0	2511	1531	-18.3	-28.1	-4	-3					
29TH	366.75									-1187.3	-1311.0	227.1	-198.4	-4.1
		-45.7	-43.8	2511	1531	-18.2	-28.6	-3	-2					
30TH	379.00									-1141.6	-1267.1	211.3	-184.1	-4.3
		-45.4	-44.6	2511	1531	-18.1	-29.1	-2	-1					
31ST	391.25									-1096.3	-1222.5	196.0	-170.4	-4.4
		-45.1	-45.0	2511	1531	-17.9	-29.4	-1	-1					
32ND	403.50									-1051.2	-1177.5	181.3	-157.3	-4.5
		-44.8	-45.2	2511	1531	-17.8	-29.5	-1	-1					
33RD	415.75									-1006.4	-1132.3	167.2	-144.7	-4.5
		-44.5	-45.5	2511	1531	-17.7	-29.7	-1	-0					
34TH	428.00									-961.9	-1086.8	153.6	-132.6	-4.5
		-44.2	-45.7	2511	1531	-17.6	-29.9	-0	-0					
35TH	440.25									-917.7	-1041.1	140.5	-121.1	-4.6
		-43.9	-45.9	2511	1531	-17.5	-30.0	0	0					
36TH	452.50									-873.8	-995.1	128.1	-110.1	-4.5
		-43.6	-46.2	2511	1531	-17.4	-30.2	1	0					
37TH	464.75									-830.2	-949.0	116.2	-99.7	-4.5
		-43.3	-46.4	2511	1531	-17.3	-30.3	1	1					
38TH	477.00									-786.9	-902.6	104.8	-89.8	-4.5
		-43.0	-46.6	2511	1531	-17.1	-30.5	1	1					
39TH	489.25									-743.8	-855.9	94.1	-80.4	-4.4
		-42.9	-46.9	2511	1531	-17.1	-30.6	2	1					
40TH	501.50									-701.0	-809.0	83.9	-71.6	-4.3
		-42.8	-47.2	2511	1531	-17.1	-30.8	2	1					
41ST	513.75									-658.1	-761.8	74.2	-63.2	-4.2
		-42.7	-47.4	2511	1531	-17.0	-31.0	2	1					
42ND	526.00									-615.4	-714.4	65.2	-55.4	-4.1
		-42.7	-47.7	2511	1531	-17.0	-31.2	2	1					
43RD	538.25									-572.7	-666.7	56.7	-48.1	-3.9
		-42.6	-48.0	2511	1531	-17.0	-31.3	3	1					
44TH	550.50									-530.1	-618.8	48.9	-41.4	-3.8
		-42.5	-48.2	2511	1531	-16.9	-31.5	3	2					
45TH	562.75									-487.6	-570.5	41.6	-35.2	-3.6
		-42.4	-48.5	2511	1531	-16.9	-31.7	3	2					
46TH	575.00									-445.2	-522.0	34.9	-29.4	-3.5
		-42.3	-48.7	2511	1531	-16.9	-31.8	4	2					
47TH	587.25									-402.9	-473.3	28.8	-24.3	-3.3
		-42.1	-48.5	2511	1531	-16.8	-31.7	4	2					
48TH	599.50									-360.7	-424.8	23.3	-19.6	-3.1
		-41.9	-48.4	2511	1531	-16.7	-31.6	4	2					
49TH	611.75									-318.9	-376.4	18.4	-15.4	-2.8
		-41.6	-48.2	2511	1531	-16.6	-31.5	5	2					
50TH	624.00									-277.3	-328.2	14.1	-11.8	-2.6
		-41.3	-48.0	2511	1531	-16.5	-31.3	5	3					
51ST	636.25									-235.9	-280.2	10.3	-8.6	-2.3
		-41.1	-47.8	2511	1531	-16.4	-31.2	5	3					
52ND	648.50									-194.9	-232.4	7.2	-6.0	-2.1
		-40.8	-47.6	2511	1531	-16.3	-31.1	6	3					
53RD	660.75									-154.0	-184.8	4.6	-3.8	-1.8
		-40.6	-47.5	2511	1531	-16.2	-31.0	6	3					

54TH	673.00									-113.5	-137.3	2.7	-2.2	-1.4
		-38.8	-46.9	2511	1531	-15.5	-30.6	7	4					
55TH	685.25									-74.6	-90.4	1.3	-1.1	-1.1
		-34.1	-41.3	2511	1531	-13.6	-26.9	9	5					
56TH	697.50									-40.5	-49.1	.4	-.3	-.7
		-29.4	-35.6	2511	1531	-11.7	-23.2	12	6					
PARA	709.75									-11.2	-13.5	.0	-.0	-.2
		-11.2	-13.5	1076	656	-10.4	-20.6	15	8					
TOP	715.00									0.0	0.0	0.0	0.0	0.0

TABLE 7. SHEAR AND MOMENT DIAGRAMS : REPUBLIC PLAZA, DENVER
WIND DIRECTION 260 CONFIGURATION A REFERENCE PRESSURE 22.0 PSF GUST FACTOR 1.32
ECCENTRICITIES BASED ON 63 FT IN THE X DIRECTION AND 103 FT IN THE Y DIRECTION

FLOOR	HEIGHT	FORCE (KIPS) X	FORCE (KIPS) Y	AREA (SQ FT) X	AREA (SQ FT) Y	PRESSURE (PSF) X	PRESSURE (PSF) Y	ECCEN (%) X	ECCEN (%) Y	SHEAR (KIPS) X	SHEAR (KIPS) Y	MOMENT (1000-FT-KIPS) X	MOMENT (1000-FT-KIPS) Y	MOMENT (1000-FT-KIPS) Z
GRND	0.00									-3035.7	-1994.5	798.4	-1137.8	36.3
2ND	36.00	-90.3	-51.9	7380	4500	-12.2	-11.5	-22	-23	-2945.3	-1942.7	727.5	-1030.2	33.4
3RD	48.25	-36.6	-21.0	2511	1531	-14.6	-13.7	-17	-18	-2908.7	-1921.7	703.9	-994.3	32.5
4TH	60.50	-39.6	-21.4	2511	1531	-15.8	-14.0	-16	-18	-2869.1	-1900.3	680.4	-958.9	31.6
5TH	72.75	-42.6	-21.9	2511	1531	-17.0	-14.3	-15	-18	-2826.5	-1878.4	657.3	-924.0	30.6
6TH	85.00	-45.6	-22.3	2511	1531	-18.2	-14.6	-14	-18	-2780.9	-1856.1	634.4	-889.7	29.6
7TH	97.25	-48.6	-22.8	2511	1531	-19.4	-14.9	-13	-17	-2732.3	-1833.3	611.8	-855.9	28.5
8TH	109.50	-51.6	-23.3	2511	1531	-20.5	-15.2	-13	-17	-2680.7	-1810.1	589.5	-822.8	27.4
9TH	121.75	-51.7	-24.0	2511	1531	-20.6	-15.6	-13	-16	-2629.0	-1786.1	567.5	-790.3	26.4
10TH	134.00	-51.9	-24.6	2511	1531	-20.7	-16.1	-12	-16	-2577.1	-1761.5	545.8	-758.4	25.3
11TH	146.25	-52.0	-25.3	2511	1531	-20.7	-16.5	-12	-15	-2525.1	-1736.2	524.3	-727.1	24.3
12TH	158.50	-52.1	-26.0	2511	1531	-20.8	-17.0	-12	-15	-2472.9	-1710.2	503.2	-696.5	23.3
13TH	170.75	-52.3	-26.7	2511	1531	-20.8	-17.4	-12	-14	-2420.7	-1683.5	482.4	-666.5	22.4
14TH	183.00	-52.4	-27.3	2511	1531	-20.9	-17.9	-12	-14	-2368.2	-1656.2	462.0	-637.2	21.4
15TH	195.25	-52.6	-28.0	2511	1531	-20.9	-18.3	-11	-13	-2315.7	-1628.2	441.9	-608.5	20.5
16TH	207.50	-52.6	-28.7	2511	1531	-21.0	-18.8	-11	-13	-2263.0	-1599.4	422.1	-580.5	19.7
17TH	219.75	-52.2	-29.6	2511	1531	-20.8	-19.3	-11	-12	-2210.8	-1569.8	402.7	-553.1	18.8
18TH	232.00	-51.8	-30.4	2511	1531	-20.6	-19.8	-11	-12	-2159.0	-1539.5	383.6	-526.3	18.0
19TH	244.25	-51.4	-31.2	2511	1531	-20.5	-20.4	-11	-11	-2107.6	-1508.3	365.0	-500.2	17.2
20TH	256.50	-51.0	-32.0	2511	1531	-20.3	-20.9	-11	-10	-2056.7	-1476.3	346.7	-474.7	16.4
21ST	268.75	-50.6	-32.8	2511	1531	-20.1	-21.4	-11	-10	-2006.1	-1443.5	328.8	-449.8	15.7
22ND	281.00	-50.1	-33.6	2511	1531	-20.0	-21.9	-10	-9	-1956.0	-1409.9	311.3	-425.5	15.0
23RD	293.25	-49.7	-34.4	2511	1531	-19.8	-22.5	-10	-9	-1906.2	-1375.5	294.3	-401.9	14.3
24TH	305.50	-49.7	-34.9	2511	1531	-19.8	-22.8	-10	-9	-1856.5	-1340.6	277.6	-378.8	13.7
25TH	317.75	-50.5	-35.3	2511	1531	-20.1	-23.1	-9	-8	-1806.0	-1305.2	261.4	-356.4	13.0
26TH	330.00	-51.2	-35.7	2511	1531	-20.4	-23.3	-9	-8	-1754.8	-1269.5	245.7	-334.6	12.4
		-52.0	-36.1	2511	1531	-20.7	-23.6	-9	-8					

TABLE 7. SHEAR AND MOMENT DIAGRAMS : REPUBLIC PLAZA, DENVER
WIND DIRECTION 260 CONFIGURATION A REFERENCE PRESSURE 22.0 PSF GUST FACTOR 1.32
ECCENTRICITIES BASED ON 63 FT IN THE X DIRECTION AND 103 FT IN THE Y DIRECTION

FLOOR	HEIGHT	FORCE (KIPS) X	FORCE (KIPS) Y	AREA (SQ FT) X	AREA (SQ FT) Y	PRESSURE (PSF) X	PRESSURE (PSF) Y	ECCEN (%) X	ECCEN (%) Y	SHEAR (KIPS) X	SHEAR (KIPS) Y	MOMENT (1000-FT-KIPS) X	MOMENT (1000-FT-KIPS) Y	MOMENT (1000-FT-KIPS) Z
27TH	342.25									-1702.8	-1233.4	230.3	-313.4	11.8
		-52.7	-36.5	2511	1531	-21.0	-23.8	-8	-7					
28TH	354.50									-1650.1	-1196.9	215.4	-292.8	11.2
		-53.5	-36.9	2511	1531	-21.3	-24.1	-8	-7					
29TH	366.75									-1596.6	-1160.1	201.0	-273.0	10.7
		-54.2	-37.3	2511	1531	-21.6	-24.3	-8	-7					
30TH	379.00									-1542.3	-1122.8	187.0	-253.7	10.1
		-55.0	-37.6	2511	1531	-21.9	-24.6	-7	-6					
31ST	391.25									-1487.3	-1085.2	173.5	-235.2	9.6
		-55.6	-38.2	2511	1531	-22.1	-25.0	-7	-6					
32ND	403.50									-1431.8	-1046.9	160.4	-217.3	9.1
		-56.0	-38.9	2511	1531	-22.3	-25.4	-7	-6					
33RD	415.75									-1375.8	-1008.1	147.9	-200.1	8.5
		-56.4	-39.5	2511	1531	-22.4	-25.8	-7	-6					
34TH	428.00									-1319.4	-968.5	135.7	-183.6	8.0
		-56.8	-40.2	2511	1531	-22.6	-26.2	-7	-6					
35TH	440.25									-1262.7	-928.4	124.1	-167.8	7.5
		-57.1	-40.8	2511	1531	-22.8	-26.7	-6	-6					
36TH	452.50									-1205.5	-887.5	113.0	-152.7	7.0
		-57.5	-41.5	2511	1531	-22.9	-27.1	-6	-5					
37TH	464.75									-1148.0	-846.1	102.4	-138.2	6.6
		-57.9	-42.1	2511	1531	-23.1	-27.5	-6	-5					
38TH	477.00									-1090.1	-803.9	92.3	-124.5	6.1
		-58.3	-42.8	2511	1531	-23.2	-27.9	-6	-5					
39TH	489.25									-1031.8	-761.2	82.7	-111.5	5.6
		-58.5	-42.9	2511	1531	-23.3	-28.0	-6	-5					
40TH	501.50									-973.3	-718.3	73.6	-99.3	5.2
		-58.6	-43.0	2511	1531	-23.3	-28.1	-6	-5					
41ST	513.75									-914.7	-675.3	65.1	-87.7	4.7
		-58.7	-43.1	2511	1531	-23.4	-28.2	-6	-5					
42ND	526.00									-855.9	-632.1	57.1	-76.9	4.3
		-58.8	-43.2	2511	1531	-23.4	-28.2	-5	-5					
43RD	538.25									-797.1	-588.9	49.6	-66.7	3.9
		-58.9	-43.4	2511	1531	-23.5	-28.3	-5	-4					
44TH	550.50									-738.2	-545.5	42.7	-57.3	3.5
		-59.1	-43.5	2511	1531	-23.5	-28.4	-5	-4					
45TH	562.75									-679.1	-502.0	36.2	-48.6	3.1
		-59.2	-43.6	2511	1531	-23.6	-28.5	-5	-4					
46TH	575.00									-619.9	-458.5	30.4	-40.7	2.7
		-59.3	-43.7	2511	1531	-23.6	-28.5	-5	-4					
47TH	587.25									-560.7	-414.8	25.0	-33.5	2.3
		-59.0	-43.3	2511	1531	-23.5	-28.3	-5	-4					
48TH	599.50									-501.6	-371.5	20.2	-27.0	2.0
		-58.7	-43.0	2511	1531	-23.4	-28.1	-4	-4					
49TH	611.75									-442.9	-328.4	15.9	-21.2	1.6
		-58.4	-42.7	2511	1531	-23.3	-27.9	-4	-4					
50TH	624.00									-384.5	-285.7	12.2	-16.1	1.3
		-58.1	-42.4	2511	1531	-23.1	-27.7	-4	-3					
51ST	636.25									-326.3	-243.3	8.9	-11.7	1.0
		-57.8	-42.1	2511	1531	-23.0	-27.5	-4	-3					
52ND	648.50									-268.5	-201.2	6.2	-8.1	.7
		-57.5	-41.8	2511	1531	-22.9	-27.3	-4	-3					
53RD	660.75									-211.0	-159.5	4.0	-5.2	.4
		-57.2	-41.4	2511	1531	-22.8	-27.1	-4	-3					

54TH	673.00											-153.8	-118.0	2.3	-2.9	.2
		-54.4	-40.8	2511	1531	-21.7	-26.6	-3	-2							
55TH	685.25											-99.4	-77.2	1.1	-1.4	-.0
		-46.5	-35.6	2511	1531	-18.5	-23.2	-1	-1							
56TH	697.50											-52.9	-41.7	.4	-.4	-.1
		-38.7	-30.3	2511	1531	-15.4	-19.8	1	1							
PARA	709.75											-14.2	-11.4	0	-.0	-.1
		-14.2	-11.4	1076	656	-13.2	-17.3	3	3							
TOP	715.00											0.0	0.0	0.0	0.0	0.0

TABLE 7. SHEAR AND MOMENT DIAGRAMS : REPUBLIC PLAZA, DENVER
WIND DIRECTION 270 CONFIGURATION A REFERENCE PRESSURE 22.0 PSF GUST FACTOR 1.32
ECCENTRICITIES BASED ON 63 FT IN THE X DIRECTION AND 103 FT IN THE Y DIRECTION

FLOOR	HEIGHT	FORCE (KIPS) X	FORCE (KIPS) Y	AREA (SQ FT) X	AREA (SQ FT) Y	PRESSURE (PSF) X	PRESSURE (PSF) Y	ECCEN (%) X	ECCEN (%) Y	SHEAR (KIPS) X	SHEAR (KIPS) Y	MOMENT (1000-FT-KIPS) X	MOMENT (1000-FT-KIPS) Y	MOMENT (1000-FT-KIPS) Z
GRND	0.00									-3257.7	-1781.8	667.9	-1267.6	42.2
		-98.3	-75.4	7380	4500	-13.3	-16.8	-21	-17					
2ND	36.00									-3159.5	-1706.3	605.1	-1152.1	39.6
		-37.8	-27.6	2511	1531	-15.0	-18.0	-17	-14					
3RD	48.25									-3121.7	-1678.8	584.4	-1113.6	38.8
		-40.0	-27.1	2511	1531	-15.9	-17.7	-15	-14					
4TH	60.50									-3081.7	-1651.7	564.0	-1075.6	37.9
		-42.2	-26.6	2511	1531	-16.8	-17.4	-14	-14					
5TH	72.75									-3039.5	-1625.0	543.9	-1038.1	37.1
		-44.4	-26.2	2511	1531	-17.7	-17.1	-13	-13					
6TH	85.00									-2995.2	-1598.9	524.2	-1001.2	36.3
		-46.6	-25.7	2511	1531	-18.6	-16.8	-12	-13					
7TH	97.25									-2948.6	-1573.2	504.7	-964.8	35.5
		-48.8	-25.4	2511	1531	-19.4	-16.6	-11	-13					
8TH	109.50									-2899.8	-1547.7	485.6	-928.9	34.6
		-48.9	-25.7	2511	1531	-19.5	-16.8	-11	-13					
9TH	121.75									-2850.9	-1522.1	466.8	-893.7	33.8
		-49.0	-25.9	2511	1531	-19.5	-16.9	-11	-13					
10TH	134.00									-2801.8	-1496.1	448.3	-859.1	33.0
		-49.2	-26.2	2511	1531	-19.6	-17.1	-11	-12					
11TH	146.25									-2752.7	-1469.9	430.2	-825.1	32.2
		-49.3	-26.5	2511	1531	-19.6	-17.3	-11	-12					
12TH	158.50									-2703.3	-1443.5	412.3	-791.7	31.4
		-49.4	-26.7	2511	1531	-19.7	-17.5	-11	-12					
13TH	170.75									-2653.9	-1416.7	394.8	-758.8	30.7
		-49.6	-27.0	2511	1531	-19.7	-17.6	-10	-12					
14TH	183.00									-2604.3	-1389.8	377.6	-726.6	29.9
		-49.7	-27.2	2511	1531	-19.8	-17.8	-10	-11					
15TH	195.25									-2554.6	-1362.5	360.8	-695.0	29.1
		-49.8	-27.5	2511	1531	-19.8	-18.0	-10	-11					
16TH	207.50									-2504.8	-1335.0	344.2	-664.0	28.4
		-49.9	-27.9	2511	1531	-19.9	-18.2	-10	-11					
17TH	219.75									-2454.8	-1307.0	328.0	-633.7	27.6
		-50.0	-28.3	2511	1531	-19.9	-18.5	-10	-11					
18TH	232.00									-2404.8	-1278.8	312.2	-603.9	26.9
		-50.1	-28.7	2511	1531	-20.0	-18.7	-11	-11					
19TH	244.25									-2354.7	-1250.1	296.7	-574.8	26.1
		-50.2	-29.0	2511	1531	-20.0	-19.0	-11	-11					
20TH	256.50									-2304.4	-1221.0	281.6	-546.2	25.3
		-50.3	-29.4	2511	1531	-20.0	-19.2	-11	-11					
21ST	268.75									-2254.1	-1191.6	266.8	-518.3	24.5
		-50.4	-29.8	2511	1531	-20.1	-19.5	-11	-11					
22ND	281.00									-2203.6	-1161.8	252.4	-491.0	23.8
		-50.5	-30.2	2511	1531	-20.1	-19.7	-11	-11					
23RD	293.25									-2153.1	-1131.6	238.3	-464.3	23.0
		-51.1	-30.5	2511	1531	-20.3	-19.9	-11	-11					
24TH	305.50									-2102.0	-1101.2	224.7	-438.2	22.2
		-52.3	-30.8	2511	1531	-20.8	-20.1	-10	-11					
25TH	317.75									-2049.7	-1070.4	211.4	-412.8	21.4
		-53.5	-31.1	2511	1531	-21.3	-20.3	-10	-10					
26TH	330.00									-1996.2	-1039.3	198.4	-388.0	20.6
		-54.8	-31.4	2511	1531	-21.8	-20.5	-9	-10					

TABLE 7. SHEAR AND MOMENT DIAGRAMS : REPUBLIC PLAZA, DENVER
WIND DIRECTION 270 CONFIGURATION A REFERENCE PRESSURE 22.0 PSF GUST FACTOR 1.32
ECCENTRICITIES BASED ON 63 FT IN THE X DIRECTION AND 103 FT IN THE Y DIRECTION

FLOOR	HEIGHT	FORCE (KIPS) X	FORCE (KIPS) Y	AREA (SQ FT) X	AREA (SQ FT) Y	PRESSURE (PSF) X	PRESSURE (PSF) Y	ECCEN (%) X	ECCEN (%) Y	SHEAR (KIPS) X	SHEAR (KIPS) Y	MOMENT (1000-FT-KIPS) X	MOMENT (1000-FT-KIPS) Y	MOMENT (1000-FT-KIPS) Z
27TH	342.25									-1941.5	-1007.9	185.9	-363.9	19.9
		-56.0	-31.7	2511	1531	-22.3	-20.7	-9	-10					
28TH	354.50									-1885.5	-976.2	173.8	-340.5	19.1
		-57.2	-32.0	2511	1531	-22.8	-20.9	-9	-9					
29TH	366.75									-1828.2	-944.2	162 0	-317.7	18.4
		-58.5	-32.3	2511	1531	-23.3	-21.1	-8	-9					
30TH	379.00									-1769.8	-911.9	150.6	-295.7	17.7
		-59.7	-32.6	2511	1531	-23.8	-21.3	-8	-9					
31ST	391.25									-1710.1	-879.3	139.7	-274.4	17.0
		-60.7	-32.8	2511	1531	-24.2	-21.4	-8	-9					
32ND	403.50									-1649.4	-846.6	129.1	-253.8	16.3
		-61.4	-33.0	2511	1531	-24.4	-21.5	-8	-9					
33RD	415.75									-1588.0	-813.6	118.9	-234.0	15.6
		-62.1	-33.1	2511	1531	-24.7	-21.6	-7	-8					
34TH	428.00									-1526.0	-780.5	109.1	-214.9	14.9
		-62.8	-33.3	2511	1531	-25.0	-21.8	-7	-8					
35TH	440.25									-1463.2	-747.1	99.8	-196.6	14.2
		-63.4	-33.5	2511	1531	-25.3	-21.9	-7	-8					
36TH	452.50									-1399.8	-713.7	90.8	-179.1	13.5
		-64.1	-33.7	2511	1531	-25.5	-22.0	-7	-8					
37TH	464.75									-1335.6	-680.0	82.3	-162.3	12.8
		-64.8	-33.8	2511	1531	-25.8	-22.1	-7	-8					
38TH	477.00									-1270.8	-646.2	74.2	-146.3	12.2
		-65.5	-34.0	2511	1531	-26.1	-22.2	-7	-8					
39TH	489.25									-1205.3	-612.2	66.5	-131.2	11.5
		-66.1	-34.2	2511	1531	-26.3	-22.3	-7	-8					
40TH	501.50									-1139.2	-578.0	59.2	-116.8	10.8
		-66.6	-34.4	2511	1531	-26.5	-22.5	-7	-8					
41ST	513.75									-1072.6	-543.6	52 3	-103.3	10.1
		-67.1	-34.6	2511	1531	-26.7	-22.6	-7	-8					
42ND	526.00									-1005.4	-509.0	45.9	-90.5	9.4
		-67.6	-34.8	2511	1531	-26.9	-22.7	-7	-8					
43RD	538.25									-937.8	-474.2	39.9	-78.6	8.7
		-68.2	-35.0	2511	1531	-27.1	-22.8	-7	-8					
44TH	550.50									-869.7	-439.2	34.3	-67.6	8.0
		-68.7	-35.2	2511	1531	-27.3	-23.0	-7	-8					
45TH	562.75									-801.0	-404.0	29.1	-57.3	7.3
		-69.2	-35.4	2511	1531	-27.6	-23.1	-7	-8					
46TH	575.00									-731.8	-368.7	24 4	-47.9	6.6
		-69.7	-35.5	2511	1531	-27.8	-23.2	-7	-8					
47TH	587.25									-662.1	-333.2	20.1	-39.4	5.9
		-69.6	-35.1	2511	1531	-27.7	-23.0	-7	-8					
48TH	599.50									-592.5	-298.0	16.2	-31.7	5.1
		-69.4	-34 8	2511	1531	-27.6	-22.7	-6	-8					
49TH	611.75									-523.1	-263.2	12 8	-24.9	4.5
		-69.1	-34.4	2511	1531	-27.5	-22.5	-6	-8					
50TH	624.00									-454.0	-228.8	9.7	-18.9	3.8
		-68.9	-34.1	2511	1531	-27.4	-22.2	-6	-8					
51ST	636.25									-385.1	-194.7	7.1	-13.8	3.1
		-68.7	-33.7	2511	1531	-27.4	-22.0	-6	-7					
52ND	648.50									-316.4	-161.0	5.0	-9.5	2.5
		-68.5	-33.3	2511	1531	-27.3	-21.8	-6	-7					
53RD	660.75									-247.9	-127.7	3.2	-6.0	1.8
		-68.2	-33.0	2511	1531	-27.2	-21.5	-6	-7					

54TH	673.00									-179.7	-94.7	1.8	-3.4	1.2
		-64.7	-32.4	2511	1531	-25.8	-21.1	-5	-7					
55TH	685.25									-115.0	-62.3	.9	-1.6	.6
		-54.6	-28.5	2511	1531	-21.7	-18.6	-5	-5					
56TH	697.50									-60.4	-33.9	.3	-.5	.3
		-44.5	-24.5	2511	1531	-17.7	-16.0	-3	-4					
PARA	709.75									-16.0	-9.3	.0	-.0	.0
		-16.0	-9.3	1076	656	-14.8	-14.2	-2	-2					
TOP	715.00									0.0	0.0	0.0	0.0	0.0

TABLE 7. SHEAR AND MOMENT DIAGRAMS : REPUBLIC PLAZA, DENVER
WIND DIRECTION 280 CONFIGURATION A REFERENCE PRESSURE 22.0 PSF GUST FACTOR 1.32
ECCENTRICITIES BASED ON 63 FT IN THE X DIRECTION AND 103 FT IN THE Y DIRECTION

FLOOR	HEIGHT	FORCE (KIPS) X	FORCE (KIPS) Y	AREA (SQ FT) X	AREA (SQ FT) Y	PRESSURE (PSF) X	PRESSURE (PSF) Y	ECCEN (%) X	ECCEN (%) Y	SHEAR (KIPS) X	SHEAR (KIPS) Y	MOMENT (1000-FT-KIPS) X	MOMENT (1000-FT-KIPS) Y	MOMENT (1000-FT-KIPS) Z
GRND	0.00									-3000.8	-1403.7	456.9	-1230.9	44.1
2ND	36.00	-77.5	-81.0	7380	4500	-10.5	-18.0	-21	-12	-2923.3	-1322.8	407.8	-1124.3	42.1
3RD	48.25	-29.9	-30.0	2511	1531	-11.9	-19.6	-17	-10	-2893.4	-1292.8	391.8	-1088.7	41.4
4TH	60.50	-31.7	-29.7	2511	1531	-12.6	-19.4	-16	-11	-2861.6	-1263.0	376.1	-1053.4	40.8
5TH	72.75	-33.6	-29.5	2511	1531	-13.4	-19.2	-15	-11	-2828.1	-1233.6	360.8	-1018.6	40.1
6TH	85.00	-35.4	-29.2	2511	1531	-14.1	-19.1	-15	-11	-2792.7	-1204.4	345.9	-984.1	39.5
7TH	97.25	-37.2	-28.9	2511	1531	-14.8	-18.9	-14	-11	-2755.6	-1175.4	331.3	-950.1	38.8
8TH	109.50	-39.0	-28.7	2511	1531	-15.5	-18.8	-13	-11	-2716.6	-1146.7	317.1	-916.6	38.1
9TH	121.75	-38.8	-28.6	2511	1531	-15.5	-18.7	-13	-11	-2677.7	-1118.1	303.2	-883.6	37.4
10TH	134.00	-38.7	-28.5	2511	1531	-15.4	-18.6	-13	-11	-2639.0	-1089.5	289.7	-851.0	36.8
11TH	146.25	-38.6	-28.4	2511	1531	-15.4	-18.6	-13	-11	-2600.5	-1061.1	276.5	-818.9	36.1
12TH	158.50	-38.4	-28.4	2511	1531	-15.3	-18.5	-12	-10	-2562.0	-1032.7	263.7	-787.3	35.5
13TH	170.75	-38.3	-28.3	2511	1531	-15.2	-18.5	-12	-10	-2523.7	-1004.5	251.2	-756.2	34.9
14TH	183.00	-38.1	-28.2	2511	1531	-15.2	-18.4	-12	-10	-2485.6	-976.3	239.1	-725.5	34.3
15TH	195.25	-38.0	-28.1	2511	1531	-15.1	-18.3	-12	-10	-2447.6	-948.2	227.3	-695.3	33.7
16TH	207.50	-38.0	-27.9	2511	1531	-15.1	-18.2	-12	-10	-2409.6	-920.3	215.9	-665.5	33.1
17TH	219.75	-38.6	-27.7	2511	1531	-15.4	-18.1	-12	-10	-2371.0	-892.6	204.8	-636.2	32.5
18TH	232.00	-39.2	-27.5	2511	1531	-15.6	-17.9	-12	-10	-2331.8	-865.1	194.0	-607.4	31.9
19TH	244.25	-39.8	-27.2	2511	1531	-15.9	-17.8	-12	-10	-2292.0	-837.9	183.6	-579.1	31.3
20TH	256.50	-40.5	-27.0	2511	1531	-16.1	-17.6	-12	-11	-2251.5	-810.9	173.5	-551.3	30.7
21ST	268.75	-41.1	-26.8	2511	1531	-16.4	-17.5	-12	-11	-2210.4	-784.2	163.7	-523.9	30.0
22ND	281.00	-41.7	-26.5	2511	1531	-16.6	-17.3	-12	-11	-2168.7	-757.7	154.2	-497.1	29.3
23RD	293.25	-42.4	-26.3	2511	1531	-16.9	-17.2	-12	-12	-2126.3	-731.4	145.1	-470.8	28.6
24TH	305.50	-43.4	-25.9	2511	1531	-17.3	-16.9	-12	-12	-2082.9	-705.4	136.3	-445.0	27.9
25TH	317.75	-45.0	-25.5	2511	1531	-17.9	-16.7	-11	-12	-2037.9	-679.9	127.8	-419.8	27.2
26TH	330.00	-46.7	-25.1	2511	1531	-18.6	-16.4	-10	-12	-1991.2	-654.9	119.7	-395.1	26.5
		-48.4	-24.7	2511	1531	-19.3	-16.1	-10	-12					

TABLE 7. SHEAR AND MOMENT DIAGRAMS : REPUBLIC PLAZA, DENVER
WIND DIRECTION 280 CONFIGURATION A REFERENCE PRESSURE 22.0 PSF GUST FACTOR 1.32
ECCENTRICITIES BASED ON 63 FT IN THE X DIRECTION AND 103 FT IN THE Y DIRECTION

FLOOR	HEIGHT	FORCE (KIPS) X	FORCE (KIPS) Y	AREA (SQ FT) X	AREA (SQ FT) Y	PRESSURE (PSF) X	PRESSURE (PSF) Y	ECCEN (%) X	ECCEN (%) Y	SHEAR (KIPS) X	SHEAR (KIPS) Y	MOMENT (1000-FT-KIPS) X	MOMENT (1000-FT-KIPS) Y	MOMENT (1000-FT-KIPS) Z
27TH	342.25									-1942.8	-630.2	111.8	-371.0	25.7
		-50.0	-24.2	2511	1531	-19.9	-15.8	-9	-12					
28TH	354.50									-1892.8	-605.9	104.2	-347.5	25.0
		-51.7	-23.8	2511	1531	-20.6	-15.6	-9	-12					
29TH	366.75									-1841.1	-582.1	96.9	-324.7	24.2
		-53.4	-23.4	2511	1531	-21.3	-15.3	-9	-12					
30TH	379.00									-1787.7	-558.7	90.0	-302.4	23.4
		-55.0	-23.0	2511	1531	-21.9	-15.0	-8	-12					
31ST	391.25									-1732.7	-535.7	83.3	-280.9	22.6
		-56.6	-22.7	2511	1531	-22.6	-14.8	-8	-12					
32ND	403.50									-1676.0	-513.1	76.8	-260.0	21.8
		-58.1	-22.4	2511	1531	-23.2	-14.6	-7	-12					
33RD	415.75									-1617.9	-490.6	70.7	-239.8	21.0
		-59.6	-22.2	2511	1531	-23.8	-14.5	-7	-12					
34TH	428.00									-1558.2	-468.5	64.8	-220.4	20.2
		-61.1	-21.9	2511	1531	-24.3	-14.3	-7	-12					
35TH	440.25									-1497.1	-446.6	59.2	-201.6	19.4
		-62.7	-21.6	2511	1531	-24.9	-14.1	-6	-11					
36TH	452.50									-1434.4	-424.9	53.9	-183.7	18.6
		-64.2	-21.4	2511	1531	-25.5	-14.0	-6	-11					
37TH	464.75									-1370.3	-403.6	48.8	-166.5	17.8
		-65.7	-21.1	2511	1531	-26.1	-13.8	-6	-11					
38TH	477.00									-1304.6	-382.4	44.0	-150.1	16.9
		-67.2	-20.9	2511	1531	-26.7	-13.6	-6	-11					
39TH	489.25									-1237.5	-361.6	39.4	-134.6	16.1
		-68.0	-20.8	2511	1531	-27.1	-13.6	-6	-11					
40TH	501.50									-1169.5	-340.8	35.1	-119.8	15.2
		-68.5	-20.7	2511	1531	-27.3	-13.5	-6	-11					
41ST	513.75									-1101.0	-320.1	31.1	-105.9	14.4
		-69.0	-20.6	2511	1531	-27.5	-13.5	-6	-11					
42ND	526.00									-1031.9	-299.5	27.3	-92.8	13.5
		-69.6	-20.5	2511	1531	-27.7	-13.4	-6	-12					
43RD	538.25									-962.4	-278.9	23.7	-80.6	12.6
		-70.1	-20.5	2511	1531	-27.9	-13.4	-6	-12					
44TH	550.50									-892.3	-258.5	20.4	-69.3	11.7
		-70.6	-20.4	2511	1531	-28.1	-13.3	-6	-12					
45TH	562.75									-821.6	-238.1	17.4	-58.8	10.8
		-71.2	-20.3	2511	1531	-28.3	-13.3	-6	-12					
46TH	575.00									-750.5	-217.8	14.6	-49.1	9.8
		-71.7	-20.2	2511	1531	-28.6	-13.2	-5	-12					
47TH	587.25									-678.8	-197.6	12.1	-40.4	8.9
		-71.5	-20.2	2511	1531	-28.5	-13.2	-5	-12					
48TH	599.50									-607.2	-177.4	9.8	-32.5	8.0
		-71.2	-20.1	2511	1531	-28.4	-13.1	-6	-12					
49TH	611.75									-536.0	-157.3	7.7	-25.5	7.0
		-70.9	-20.0	2511	1531	-28.2	-13.1	-6	-12					
50TH	624.00									-465.1	-137.3	5.9	-19.4	6.1
		-70.6	-20.0	2511	1531	-28.1	-13.0	-6	-12					
51ST	636.25									-394.4	-117.3	4.3	-14.1	5.2
		-70.3	-19.9	2511	1531	-28.0	-13.0	-6	-12					
52ND	648.50									-324.1	-97.4	3.0	-9.7	4.2
		-70.0	-19.8	2511	1531	-27.9	-12.9	-6	-12					
53RD	660.75									-254.1	-77.6	2.0	-6.2	3.3
		-69.7	-19.8	2511	1531	-27.8	-12.9	-6	-12					

54TH	673.00											-184.4	-57.9	1.1	-3.5	2.4
		-66.1	-19.6	2511	1531	-26.3	-12.8	-6	-12							
55TH	685.25											-118.3	-38.3	.5	-1.6	1.5
		-56.0	-17.3	2511	1531	-22.3	-11.3	-6	-11							
56TH	697.50											-62.3	-21.0	.2	-.5	.8
		-45.8	-15.1	2511	1531	-18.2	-9.9	-6	-11							
PARA	709.75											-16.5	-5.8	.0	-.0	.2
		-16.5	-5.8	1076	656	-15.4	-8.9	-6	-10							
TOP	715.00											0.0	0.0	0.0	0.0	0.0

TABLE 7 SHEAR AND MOMENT DIAGRAMS : REPUBLIC PLAZA, DENVER
WIND DIRECTION 290 CONFIGURATION A REFERENCE PRESSURE 22.0 PSF GUST FACTOR 1.32
ECCENTRICITIES BASED ON 63 FT IN THE X DIRECTION AND 103 FT IN THE Y DIRECTION

FLOOR	HEIGHT	FORCE (KIPS) X	FORCE (KIPS) Y	AREA (SQ FT) X	AREA (SQ FT) Y	PRESSURE (PSF) X	PRESSURE (PSF) Y	ECCEN (%) X	ECCEN (%) Y	SHEAR (KIPS) X	SHEAR (KIPS) Y	MOMENT (1000-FT-KIPS) X	MOMENT (1000-FT-KIPS) Y	MOMENT (1000-FT-KIPS) Z
GRND	0.00									-2901.9	-931.6	224.5	-1258.8	41.9
		-55.2	-38.0	7380	4500	-7.5	-8.4	-1	-1					
2ND	36.00									-2846.7	-893.6	191.6	-1155.4	41.8
		-21.7	-24.7	2511	1531	-8.6	-16.1	-0	-0					
3RD	48.25									-2825.0	-868.9	180.8	-1120.6	41.8
		-23.2	-25.6	2511	1531	-9.2	-16.7	-2	-1					
4TH	60.50									-2801.8	-843.3	170.3	-1086.2	41.7
		-24.7	-26.6	2511	1531	-9.8	-17.4	-4	-2					
5TH	72.75									-2777.1	-816.7	160.2	-1052.0	41.6
		-26.1	-27.6	2511	1531	-10.4	-18.0	-5	-3					
6TH	85.00									-2751.0	-789.1	150.3	-1018.1	41.4
		-27.6	-28.6	2511	1531	-11.0	-18.7	-7	-4					
7TH	97.25									-2723.4	-760.5	140.8	-984.6	41.2
		-29.1	-29.3	2511	1531	-11.6	-19.2	-8	-5					
8TH	109.50									-2694.3	-731.2	131.7	-951.4	40.9
		-29.2	-29.5	2511	1531	-11.6	-19.3	-8	-5					
9TH	121.75									-2665.1	-701.7	122.9	-918.6	40.6
		-29.4	-29.7	2511	1531	-11.7	-19.4	-9	-5					
10TH	134.00									-2635.8	-672.0	114.5	-886.1	40.3
		-29.5	-29.8	2511	1531	-11.7	-19.5	-10	-6					
11TH	146.25									-2606.3	-642.2	106.5	-854.0	39.9
		-29.6	-30.0	2511	1531	-11.8	-19.6	-10	-6					
12TH	158.50									-2576.7	-612.3	98.8	-822.3	39.5
		-29.8	-30.1	2511	1531	-11.9	-19.7	-11	-6					
13TH	170.75									-2546.9	-582.1	91.5	-790.9	39.1
		-29.9	-30.3	2511	1531	-11.9	-19.8	-11	-7					
14TH	183.00									-2517.0	-551.8	84.5	-759.9	38.7
		-30.1	-30.5	2511	1531	-12.0	-19.9	-12	-7					
15TH	195.25									-2486.9	-521.3	77.9	-729.2	38.3
		-30.3	-30.3	2511	1531	-12.1	-19.8	-13	-8					
16TH	207.50									-2456.6	-491.0	71.7	-698.9	37.8
		-31.5	-29.6	2511	1531	-12.5	-19.3	-13	-9					
17TH	219.75									-2425.1	-461.5	65.9	-669.0	37.3
		-32.7	-28.8	2511	1531	-13.0	-18.8	-14	-9					
18TH	232.00									-2392.4	-432.7	60.4	-639.5	36.7
		-33.9	-28.1	2511	1531	-13.5	-18.3	-14	-10					
19TH	244.25									-2358.5	-404.6	55.3	-610.4	36.1
		-35.1	-27.3	2511	1531	-14.0	-17.9	-14	-11					
20TH	256.50									-2323.4	-377.2	50.5	-581.8	35.5
		-36.3	-26.6	2511	1531	-14.4	-17.4	-14	-12					
21ST	268.75									-2287.2	-350.6	46.1	-553.5	34.8
		-37.5	-25.9	2511	1531	-14.9	-16.9	-14	-13					
22ND	281.00									-2249.7	-324.8	41.9	-525.7	34.1
		-38.7	-25.1	2511	1531	-15.4	-16.4	-14	-13					
23RD	293.25									-2211.0	-299.6	38.1	-498.4	33.3
		-40.2	-24.0	2511	1531	-16.0	-15.7	-14	-14					
24TH	305.50									-2170.8	-275.6	34.6	-471.6	32.5
		-42.6	-22.7	2511	1531	-16.9	-14.8	-13	-15					
25TH	317.75									-2128.2	-252.9	31.3	-445.2	31.7
		-44.9	-21.3	2511	1531	-17.9	-13.9	-12	-15					
26TH	330.00									-2083.4	-231.6	28.4	-419.4	30.9
		-47.2	-20.0	2511	1531	-18.8	-13.1	-10	-15					

TABLE 7. SHEAR AND MOMENT DIAGRAMS : REPUBLIC PLAZA, DENVER
WIND DIRECTION 290 CONFIGURATION A REFERENCE PRESSURE 22.0 PSF GUST FACTOR 1.32
ECCENTRICITIES BASED ON 63 FT IN THE X DIRECTION AND 103 FT IN THE Y DIRECTION

FLOOR	HEIGHT	FORCE (KIPS) X	FORCE (KIPS) Y	AREA (SQ FT) X	AREA (SQ FT) Y	PRESSURE (PSF) X	PRESSURE (PSF) Y	ECCEN (%) X	ECCEN (%) Y	SHEAR (KIPS) X	SHEAR (KIPS) Y	MOMENT (1000-FT-KIPS) X	MOMENT (1000-FT-KIPS) Y	MOMENT (1000-FT-KIPS) Z
27TH	342.25									-2036.2	-211.6	25.7	-394.2	30.0
		-49.5	-18.6	2511	1531	-19.7	-12.2	-9	-15					
28TH	354.50									-1986.7	-193.0	23.2	-369.6	29.1
		-51.8	-17.3	2511	1531	-20.6	-11.3	-8	-15					
29TH	366.75									-1934.9	-175.7	20 9	-345.6	28.2
		-54.1	-16.0	2511	1531	-21.5	-10.4	-7	-15					
30TH	379.00									-1880.8	-159.7	18.9	-322.2	27.3
		-56.4	-14.6	2511	1531	-22.5	-9.5	-6	-15					
31ST	391.25									-1824.4	-145.1	17.0	-299.5	26.4
		-58.3	-13.5	2511	1531	-23.2	-8.8	-6	-15					
32ND	403.50									-1766.1	-131.6	15.3	-277.5	25.5
		-59.9	-12.5	2511	1531	-23.8	-8.1	-5	-15					
33RD	415.75									-1706.2	-119.1	13.8	-256.2	24.5
		-61.4	-11.4	2511	1531	-24.4	-7.5	-4	-15					
34TH	428.00									-1644.8	-107.7	12.4	-235.7	23.6
		-62.9	-10.4	2511	1531	-25.0	-6.8	-4	-14					
35TH	440.25									-1581.9	-97.3	11.1	-215.9	22.6
		-64.4	-9.3	2511	1531	-25.6	-6.1	-3	-14					
36TH	452.50									-1517.5	-88.0	10.0	-197.0	21.6
		-65.9	-8.3	2511	1531	-26.2	-5.4	-3	-14					
37TH	464.75									-1451.6	-79.7	9 0	-178.8	20.7
		-67.4	-7.3	2511	1531	-26.8	-4.7	-2	-14					
38TH	477.00									-1384.2	-72.4	8.0	-161.4	19.7
		-68.9	-6.2	2511	1531	-27.5	-4.1	-2	-14					
39TH	489.25									-1315.3	-66.2	7.2	-144.9	18.7
		-70.0	-5.7	2511	1531	-27.9	-3.7	-2	-14					
40TH	501.50									-1245.3	-60.5	6.4	-129.2	17.7
		-70.8	-5.2	2511	1531	-28.2	-3.4	-2	-14					
41ST	513.75									-1174.5	-55.3	5.7	-114.4	16.7
		-71.6	-4.6	2511	1531	-28.5	-3.0	-1	-14					
42ND	526.00									-1102.9	-50.7	5 0	-100.4	15.7
		-72.4	-4.1	2511	1531	-28.8	-2.7	-1	-14					
43RD	538.25									-1030.5	-46.6	4 4	-87.3	14.7
		-73.2	-3.6	2511	1531	-29.2	-2.3	-1	-14					
44TH	550.50									-957.3	-43.0	3.9	-75.2	13.6
		-74.0	-3.0	2511	1531	-29.5	-2.0	-1	-14					
45TH	562.75									-883.3	-40.0	3.4	-63.9	12.6
		-74.9	-2.5	2511	1531	-29.8	-1.6	-1	-14					
46TH	575.00									-808.4	-37.5	2 9	-53.5	11.5
		-75.7	-2.1	2511	1531	-30.1	-1.3	-1	-14					
47TH	587.25									-732.8	-35.4	2 5	-44.1	10.5
		-75.7	-2.3	2511	1531	-30.2	-1 5	-1	-14					
48TH	599.50									-657.0	-33.1	2 1	-35.6	9.4
		-75.6	-2.6	2511	1531	-30.1	-1.7	-1	-14					
49TH	611.75									-581.4	-30.5	1.7	-28.0	8.3
		-75.5	-2.9	2511	1531	-30.1	-1.9	-1	-14					
50TH	624.00									-505.9	-27.6	1 3	-21.3	7.3
		-75.4	-3.1	2511	1531	-30.0	-2.0	-1	-14					
51ST	636.25									-430.5	-24.5	1.0	-15.6	6.2
		-75.3	-3.4	2511	1531	-30.0	-2 2	-1	-14					
52ND	648.50									-355.1	-21.1	.7	-10.8	5.1
		-75 2	-3.6	2511	1531	-29.9	-2.4	-1	-14					
53RD	660.75									-279.9	-17.5	.5	-6.9	4.1
		-75.1	-3.9	2511	1531	-29.9	-2.6	-1	-14					

54TH	673.00									-204.8	-13.6	.3	-3.9	3.0
55TH	685.25	-71.7	-4.2	2511	1531	-28.6	-2.7	-1	-14	-133.1	-9.4	1	-1.9	2.0
56TH	697.50	-61.9	-4.0	2511	1531	-24.6	-2.6	-2	-14	-71.3	-5.4	.0	-.6	1.1
PARA	709.75	-52.0	-3.8	2511	1531	-20.7	-2.5	-2	-15	-19.3	-1.6	.0	-.1	.3
TOP	715.00	-19.3	-1.6	1076	656	-17.9	-2.4	-2	-15	0.0	0.0	0.0	0.0	0.0

TABLE 7. SHEAR AND MOMENT DIAGRAMS : REPUBLIC PLAZA, DENVER
WIND DIRECTION 300 CONFIGURATION A REFERENCE PRESSURE 22.0 PSF GUST FACTOR 1.32
ECCENTRICITIES BASED ON 63 FT IN THE X DIRECTION AND 103 FT IN THE Y DIRECTION

FLOOR	HEIGHT	FORCE (KIPS) X	FORCE (KIPS) Y	AREA (SQ FT) X	AREA (SQ FT) Y	PRESSURE (PSF) X	PRESSURE (PSF) Y	ECCEN (%) X	ECCEN (%) Y	SHEAR (KIPS) X	SHEAR (KIPS) Y	MOMENT (1000-FT-KIPS) X	MOMENT (1000-FT-KIPS) Y	MOMENT (1000-FT-KIPS) Z
GRND	0.00									-2923.3	-431.2	24.7	-1297.6	25.1
		-71.8	-14.8	7380	4500	-9.7	-3.3	5	15					
2ND	36.00									-2851.5	-416.3	9.4	-1193.7	26.2
		-23.4	-13.1	2511	1531	-9.3	-8.6	12	13					
3RD	48.25									-2828.1	-403.2	4.4	-1158.9	26.6
		-22.9	-14.2	2511	1531	-9.1	-9.3	11	11					
4TH	60.50									-2805.3	-389.0	- 5	-1124.4	27.0
		-22.4	-15.2	2511	1531	-8.9	-9.9	11	10					
5TH	72.75									-2782.9	-373.8	-5.1	-1090.1	27.3
		-21.8	-16.3	2511	1531	-8.7	-10.6	10	8					
6TH	85.00									-2761.1	-357.5	-9.6	-1056.2	27.6
		-21.3	-17.3	2511	1531	-8.5	-11.3	9	7					
7TH	97.25									-2739.7	-340.2	-13.9	-1022.5	27.8
		-20.8	-18.3	2511	1531	-8.3	-12.0	8	6					
8TH	109.50									-2719.0	-321.9	-17.9	-989.0	28.1
		-21.4	-19.2	2511	1531	-8.5	-12.6	7	5					
9TH	121.75									-2697.6	-302.7	-21.8	-955.9	28.2
		-22.0	-20.1	2511	1531	-8.8	-13.2	6	4					
10TH	134.00									-2675.6	-282.5	-25.4	-923.0	28.4
		-22.6	-21.1	2511	1531	-9.0	-13.7	4	3					
11TH	146.25									-2653.0	-261.5	-28.7	-890.3	28.5
		-23.2	-22.0	2511	1531	-9.2	-14.3	3	2					
12TH	158.50									-2629.8	-239.5	-31.8	-858.0	28.6
		-23.8	-22.9	2511	1531	-9.5	-14.9	2	1					
13TH	170.75									-2606.1	-216.6	-34.6	-825.9	28.7
		-24.4	-23.8	2511	1531	-9.7	-15.5	1	1					
14TH	183.00									-2581.7	-192.8	-37.1	-794.1	28.7
		-24.9	-24.7	2511	1531	-9.9	-16.1	0	0					
15TH	195.25									-2556.8	-168.1	-39.3	-762.6	28.7
		-25.6	-25.2	2511	1531	-10.2	-16.5	-1	-1					
16TH	207.50									-2531.2	-142.9	-41.2	-731.5	28.7
		-27.1	-25.1	2511	1531	-10.8	-16.4	-2	-2					
17TH	219.75									-2504.0	-117.8	-42.8	-700.6	28.6
		-28.6	-25.0	2511	1531	-11.4	-16.3	-4	-3					
18TH	232.00									-2475.5	-92.8	-44.1	-670.1	28.5
		-30.1	-24.9	2511	1531	-12.0	-16.3	-5	-4					
19TH	244.25									-2445.4	-67.8	-45.0	-640.0	28.3
		-31.5	-24.8	2511	1531	-12.6	-16.2	-6	-5					
20TH	256.50									-2413.9	-43.0	-45.7	-610.2	28.0
		-33.0	-24.7	2511	1531	-13.1	-16.1	-7	-6					
21ST	268.75									-2380.8	-18.3	-46.1	-580.9	27.7
		-34.5	-24.6	2511	1531	-13.7	-16.1	-8	-7					
22ND	281.00									-2346.3	6.4	-46.2	-551.9	27.4
		-36.0	-24.5	2511	1531	-14.3	-16.0	-8	-8					
23RD	293.25									-2310.4	30.9	-45.9	-523.4	27.0
		-38.0	-23.2	2511	1531	-15.1	-15.2	-9	-9					
24TH	305.50									-2272.3	54.1	-45.4	-495.3	26.5
		-41.2	-21.3	2511	1531	-16.4	-13.9	-9	-10					
25TH	317.75									-2231.2	75.4	-44.6	-467.7	26.0
		-44.3	-19.3	2511	1531	-17.6	-12.6	-8	-11					
26TH	330.00									-2186.9	94.7	-43.6	-440.7	25.4
		-47.4	-17.3	2511	1531	-18.9	-11.3	-7	-12					

TABLE 7. SHEAR AND MOMENT DIAGRAMS : REPUBLIC PLAZA, DENVER
WIND DIRECTION 300 CONFIGURATION A REFERENCE PRESSURE 22.0 PSF GUST FACTOR 1.32
ECCENTRICITIES BASED ON 63 FT IN THE X DIRECTION AND 103 FT IN THE Y DIRECTION

FLOOR	HEIGHT	FORCE (KIPS) X	FORCE (KIPS) Y	AREA (SQ FT) X	AREA (SQ FT) Y	PRESSURE (PSF) X	PRESSURE (PSF) Y	ECCEN (%) X	ECCEN (%) Y	SHEAR (KIPS) X	SHEAR (KIPS) Y	MOMENT (1000-FT-KIPS) X	MOMENT (1000-FT-KIPS) Y	MOMENT (1000-FT-KIPS) Z
27TH	342.25									-2139.5	111.9	-42.3	-414.2	24.7
		-50.5	-15.3	2511	1531	-20.1	-10.0	-6	-13					
28TH	354.50									-2088.9	127.2	-40.9	-388.3	24.0
		-53.7	-13.3	2511	1531	-21.4	-8.7	-6	-14					
29TH	366.75									-2035.3	140.5	-39.2	-363.0	23.2
		-56.8	-11.3	2511	1531	-22.6	-7.4	-5	-14					
30TH	379.00									-1978.5	151.9	-37.4	-338.4	22.3
		-59.9	-9.3	2511	1531	-23.9	-6.1	-4	-15					
31ST	391.25									-1918.5	161.2	-35.5	-314.6	21.4
		-62.3	-7.4	2511	1531	-24.8	-4.8	-3	-15					
32ND	403.50									-1856.3	168.6	-33.5	-291.4	20.4
		-63.6	-5.4	2511	1531	-25.3	-3.5	-2	-14					
33RD	415.75									-1792.6	173.9	-31.4	-269.1	19.5
		-65.0	-3.4	2511	1531	-25.9	-2.2	-1	-14					
34TH	428.00									-1727.6	177.3	-29.2	-247.5	18.6
		-66.4	-1.4	2511	1531	-26.5	-.9	-0	-13					
35TH	440.25									-1661.2	178.7	-27.1	-226.8	17.7
		-67.8	.6	2511	1531	-27.0	.4	0	-13					
36TH	452.50									-1593.3	178.1	-24.9	-206.8	16.8
		-69.2	2.6	2511	1531	-27.6	1.7	1	-12					
37TH	464.75									-1524.1	175.5	-22.7	-187.8	15.9
		-70.6	4.6	2511	1531	-28.1	3.0	1	-12					
38TH	477.00									-1453.5	170.9	-20.6	-169.5	15.1
		-72.0	6.6	2511	1531	-28.7	4.3	2	-11					
39TH	489.25									-1381.5	164.4	-18.5	-152.2	14.3
		-73.1	7.1	2511	1531	-29.1	4.6	2	-11					
40TH	501.50									-1308.4	157.3	-16.6	-135.7	13.4
		-74.1	7.6	2511	1531	-29.5	5.0	2	-10					
41ST	513.75									-1234.3	149.7	-14.7	-120.1	12.6
		-75.1	8.1	2511	1531	-29.9	5.3	2	-10					
42ND	526.00									-1159.3	141.6	-12.9	-105.4	11.8
		-76.1	8.6	2511	1531	-30.3	5.6	2	-10					
43RD	538.25									-1083.2	133.0	-11.2	-91.7	11.1
		-77.1	9.1	2511	1531	-30.7	5.9	2	-10					
44TH	550.50									-1006.1	124.0	-9.6	-78.9	10.3
		-78.1	9.6	2511	1531	-31.1	6.3	2	-9					
45TH	562.75									-928.1	114.4	-8.2	-67.1	9.6
		-79.0	10.1	2511	1531	-31.5	6.6	2	-9					
46TH	575.00									-849.0	104.3	-6.8	-56.2	8.8
		-80.0	10.5	2511	1531	-31.9	6.9	2	-9					
47TH	587.25									-769.0	93.8	-5.6	-46.3	8.1
		-80.0	10.3	2511	1531	-31.8	6.7	2	-9					
48TH	599.50									-689.0	83.5	-4.5	-37.3	7.3
		-79.7	10.0	2511	1531	-31.7	6.6	2	-9					
49TH	611.75									-609.3	73.5	-3.6	-29.4	6.6
		-79.4	9.8	2511	1531	-31.6	6.4	2	-9					
50TH	624.00									-530.0	63.7	-2.7	-22.4	5.8
		-79.1	9.6	2511	1531	-31.5	6.2	2	-10					
51ST	636.25									-450.9	54.1	-2.0	-16.4	5.0
		-78.8	9.3	2511	1531	-31.4	6.1	2	-10					
52ND	648.50									-372.2	44.8	-1.4	-11.4	4.2
		-78.5	9.1	2511	1531	-31.2	5.9	2	-10					
53RD	660.75									-293.7	35.7	-.9	-7.3	3.4
		-78.2	8.9	2511	1531	-31.1	5.8	2	-10					

54TH	673.00									-215.5	26.8	- .5	-4.2	2.5
55TH	685.25	-74.7	8.6	2511	1531	-29.7	5.6	2	-11	-140.9	18.3	- .3	-2.0	1.7
56TH	697.50	-65.0	8.0	2511	1531	-25.9	5.2	2	-11	-75.9	10.3	- .1	- .6	1.0
PARA	709.75	-55.2	7.3	2511	1531	-22.0	4.8	3	-12	-20.7	3.0	- .0	- .1	.3
TOP	715.00	-20.7	3.0	1076	656	-19.2	4.5	3	-12	0.0	0.0	0.0	0.0	0.0

TABLE 7. SHEAR AND MOMENT DIAGRAMS : REPUBLIC PLAZA, DENVER
WIND DIRECTION 310 CONFIGURATION A REFERENCE PRESSURE 22.0 PSF GUST FACTOR 1.32
ECCENTRICITIES BASED ON 63 FT IN THE X DIRECTION AND 103 FT IN THE Y DIRECTION

FLOOR	HEIGHT	FORCE (KIPS) X	FORCE (KIPS) Y	AREA (SQ FT) X	AREA (SQ FT) Y	PRESSURE (PSF) X	PRESSURE (PSF) Y	ECCEN (%) X	ECCEN (%) Y	SHEAR (KIPS) X	SHEAR (KIPS) Y	MOMENT (1000-FT-KIPS) X	MOMENT (1000-FT-KIPS) Y	MOMENT (1000-FT-KIPS) Z
GRND	0.00									-2896.7	-188.8	5.5	-1320.6	6.6
		-85.5	-4.4	7380	4500	-11.6	-1.0	1	6					
2ND	36.00									-2811.2	-184.5	-1.2	-1217.9	7.1
		-25.2	-4.7	2511	1531	-10.0	-3.0	2	6					
3RD	48.25									-2786.0	-179.8	-3.4	-1183.6	7.3
		-23.2	-5.2	2511	1531	-9.3	-3.4	2	6					
4TH	60.50									-2762.7	-174.6	-5.6	-1149.6	7.4
		-21.3	-5.7	2511	1531	-8.5	-3.7	3	6					
5TH	72.75									-2741.4	-169.0	-7.7	-1115.9	7.6
		-19.3	-6.2	2511	1531	-7.7	-4.0	3	6					
6TH	85.00									-2722.1	-162.8	-9.7	-1082.4	7.7
		-17.3	-6.7	2511	1531	-6.9	-4.3	4	6					
7TH	97.25									-2704.8	-156.2	-11.7	-1049.2	7.8
		-15.4	-7.1	2511	1531	-6.1	-4.6	5	6					
8TH	109.50									-2689.4	-149.1	-13.6	-1016.2	8.0
		-15.9	-7.5	2511	1531	-6.3	-4.9	6	7					
9TH	121.75									-2673.5	-141.6	-15.3	-983.3	8.1
		-16.4	-7.8	2511	1531	-6.5	-5.1	6	8					
10TH	134.00									-2657.1	-133.7	-17.0	-950.7	8.3
		-16.9	-8.2	2511	1531	-6.7	-5.4	7	9					
11TH	146.25									-2640.2	-125.5	-18.6	-918.2	8.5
		-17.4	-8.6	2511	1531	-6.9	-5.6	8	10					
12TH	158.50									-2622.8	-117.0	-20.1	-886.0	8.7
		-17.9	-8.9	2511	1531	-7.1	-5.8	9	10					
13TH	170.75									-2604.8	-108.1	-21.5	-854.0	8.9
		-18.5	-9.3	2511	1531	-7.3	-6.1	9	11					
14TH	183.00									-2586.4	-98.8	-22.7	-822.2	9.2
		-19.0	-9.6	2511	1531	-7.6	-6.3	10	12					
15TH	195.25									-2567.4	-89.1	-23.9	-790.6	9.5
		-19.6	-10.3	2511	1531	-7.8	-6.7	10	11					
16TH	207.50									-2547.8	-78.9	-24.9	-759.3	9.8
		-21.5	-11.3	2511	1531	-8.6	-7.4	7	8					
17TH	219.75									-2526.3	-67.6	-25.8	-728.2	10.0
		-23.4	-12.3	2511	1531	-9.3	-8.0	5	6					
18TH	232.00									-2502.8	-55.3	-26.6	-697.4	10.2
		-25.3	-13.4	2511	1531	-10.1	-8.7	3	4					
19TH	244.25									-2477.5	-41.9	-27.2	-666.9	10.3
		-27.3	-14.4	2511	1531	-10.9	-9.4	2	2					
20TH	256.50									-2450.2	-27.5	-27.6	-636.7	10.4
		-29.2	-15.4	2511	1531	-11.6	-10.1	0	0					
21ST	268.75									-2421.1	-12.1	-27.8	-606.9	10.4
		-31.1	-16.4	2511	1531	-12.4	-10.7	-1	-1					
22ND	281.00									-2390.0	4.3	-27.9	-577.4	10.3
		-33.0	-17.5	2511	1531	-13.1	-11.4	-2	-2					
23RD	293.25									-2357.0	21.8	-27.7	-548.3	10.3
		-35.2	-16.7	2511	1531	-14.0	-10.9	-2	-3					
24TH	305.50									-2321.8	38.5	-27.4	-519.7	10.1
		-38.2	-14.9	2511	1531	-15.2	-9.8	-2	-4					
25TH	317.75									-2283.6	53.4	-26.8	-491.5	9.9
		-41.1	-13.1	2511	1531	-16.4	-8.6	-2	-5					
26TH	330.00									-2242.5	66.6	-26.1	-463.7	9.7
		-44.1	-11.4	2511	1531	-17.5	-7.4	-2	-5					

TABLE 7. SHEAR AND MOMENT DIAGRAMS : REPUBLIC PLAZA, DENVER
WIND DIRECTION 310 CONFIGURATION A REFERENCE PRESSURE 22.0 PSF GUST FACTOR 1.32
ECCENTRICITIES BASED ON 63 FT IN THE X DIRECTION AND 103 FT IN THE Y DIRECTION

FLOOR	HEIGHT	FORCE (KIPS) X	FORCE (KIPS) Y	AREA (SQ FT) X	AREA (SQ FT) Y	PRESSURE (PSF) X	PRESSURE (PSF) Y	ECCEN (%) X	ECCEN (%) Y	SHEAR (KIPS) X	SHEAR (KIPS) Y	MOMENT (1000-FT-KIPS) X	MOMENT (1000-FT-KIPS) Y	MOMENT (1000-FT-KIPS) Z
27TH	342.25									-2198.4	77.9	-25.2	-436.5	9.5
		-47.0	-9.6	2511	1531	-18.7	-6.2	-2	-6					
28TH	354.50									-2151.4	87.5	-24.2	-409.9	9.2
		-49.9	-7.8	2511	1531	-19.9	-5.1	-2	-6					
29TH	366.75									-2101.5	95.3	-23.0	-383.8	8.9
		-52.9	-6.0	2511	1531	-21.0	-3.9	-1	-7					
30TH	379.00									-2048.7	101.3	-21.8	-358.4	8.5
		-55.8	-4.2	2511	1531	-22.2	-2.7	-1	-7					
31ST	391.25									-1992.9	105.5	-20.6	-333.7	8.1
		-58.4	-2.9	2511	1531	-23.3	-1.9	-1	-7					
32ND	403.50									-1934.5	108.3	-19.3	-309.6	7.7
		-60.6	-1.7	2511	1531	-24.1	-1.1	-0	-7					
33RD	415.75									-1873.8	110.0	-17.9	-286.3	7.3
		-62.9	-.5	2511	1531	-25.0	-.3	-0	-6					
34TH	428.00									-1811.0	110.5	-16.6	-263.7	6.9
		-65.1	.7	2511	1531	-25.9	.5	0	-6					
35TH	440.25									-1745.9	109.7	-15.2	-241.9	6.5
		-67.3	1.9	2511	1531	-26.8	1.3	0	-6					
36TH	452.50									-1678.6	107.8	-13.9	-221.0	6.1
		-69.5	3.1	2511	1531	-27.7	2.0	0	-6					
37TH	464.75									-1609.1	104.6	-12.6	-200.8	5.7
		-71.8	4.3	2511	1531	-28.6	2.8	1	-5					
38TH	477.00									-1537.3	100.3	-11.3	-181.6	5.3
		-74.0	5.5	2511	1531	-29.5	3.6	1	-5					
39TH	489.25									-1463.3	94.8	-10.1	-163.2	4.9
		-75.5	5.6	2511	1531	-30.0	3.6	1	-5					
40TH	501.50									-1387.9	89.2	-9.0	-145.7	4.5
		-76.6	5.6	2511	1531	-30.5	3.6	1	-5					
41ST	513.75									-1311.2	83.6	-8.0	-129.2	4.2
		-77.8	5.6	2511	1531	-31.0	3.6	1	-4					
42ND	526.00									-1233.5	78.0	-7.0	-113.6	3.8
		-79.0	5.6	2511	1531	-31.4	3.7	0	-4					
43RD	538.25									-1154.5	72.4	-6.0	-99.0	3.5
		-80.1	5.6	2511	1531	-31.9	3.7	0	-4					
44TH	550.50									-1074.4	66.8	-5.2	-85.3	3.1
		-81.3	5.6	2511	1531	-32.4	3.7	0	-4					
45TH	562.75									-993.1	61.2	-4.4	-72.7	2.8
		-82.5	5.6	2511	1531	-32.8	3.7	0	-4					
46TH	575.00									-910.6	55.6	-3.7	-61.0	2.5
		-83.6	5.6	2511	1531	-33.3	3.7	0	-3					
47TH	587.25									-827.0	50.0	-3.0	-50.3	2.2
		-83.9	5.5	2511	1531	-33.4	3.6	0	-3					
48TH	599.50									-743.1	44.5	-2.5	-40.7	1.9
		-83.9	5.3	2511	1531	-33.4	3.5	0	-3					
49TH	611.75									-659.2	39.2	-2.0	-32.1	1.6
		-84.0	5.2	2511	1531	-33.5	3.4	0	-3					
50TH	624.00									-575.2	34.0	-1.5	-24.6	1.4
		-84.1	5.0	2511	1531	-33.5	3.3	0	-3					
51ST	636.25									-491.1	29.0	-1.1	-18.1	1.1
		-84.1	4.8	2511	1531	-33.5	3.2	0	-3					
52ND	648.50									-406.9	24.2	-.8	-12.6	.9
		-84.2	4.7	2511	1531	-33.5	3.1	0	-2					
53RD	660.75									-322.7	19.5	-.5	-8.1	.7
		-84.3	4.5	2511	1531	-33.6	3.0	0	-2					

54TH	673.00									-238.5	15.0	-.3	-4.6	.5
		-81.1	4.4	2511	1531	-32.3	2.9	0	-2					
55TH	685.25									-157.3	10.6	-.2	-2.2	.3
		-71.6	4.4	2511	1531	-28.5	2.9	0	-2					
56TH	697.50									-85.8	6.2	-.1	-.7	.2
		-62.1	4.4	2511	1531	-24.7	2.8	0	-2					
PARA	709.75									-23.7	1.9	-.0	-.1	.0
		-23.7	1.9	1076	656	-22.0	2.8	0	-2					
TOP	715.00									0.0	0.0	0.0	0.0	0.0

TABLE 7 SHEAR AND MOMENT DIAGRAMS : REPUBLIC PLAZA, DENVER
WIND DIRECTION 320 CONFIGURATION A REFERENCE PRESSURE 22.0 PSF GUST FACTOR 1 32
ECCENTRICITIES BASED ON 63 FT IN THE X DIRECTION AND 103 FT IN THE Y DIRECTION

FLOOR	HEIGHT	FORCE (KIPS) X	FORCE (KIPS) Y	AREA (SQ FT) X	AREA (SQ FT) Y	PRESSURE (PSF) X	PRESSURE (PSF) Y	ECCEN (%) X	ECCEN (%) Y	SHEAR (KIPS) X	SHEAR (KIPS) Y	MOMENT (1000-FT-KIPS) X	MOMENT (1000-FT-KIPS) Y	MOMENT (1000-FT-KIPS) Z
GRND	0.00									-2741.3	-155.6	70.2	-1284.0	-8.3
2ND	36.00	-75.9	-7.4	7380	4500	-10.3	-1.7	0	1	-2665.4	-148.2	64.8	-1186.7	-8.2
3RD	48.25	-21.1	-2.9	2511	1531	-8.4	-1.9	0	1	-2644.3	-145.3	63.0	-1154.2	-8.2
4TH	60.50	-18.6	-2.8	2511	1531	-7.4	-1.8	0	1	-2625.7	-142.5	61.2	-1121.9	-8.2
5TH	72.75	-16.2	-2.6	2511	1531	-6.5	-1.7	0	1	-2609.5	-139.9	59.5	-1089.8	-8.2
6TH	85.00	-13.8	-2.5	2511	1531	-5.5	-1.6	0	1	-2595.7	-137.3	57.8	-1057.9	-8.2
7TH	97.25	-11.4	-2.4	2511	1531	-4.5	-1.6	0	1	-2584.3	-134.9	56.1	-1026.2	-8.2
8TH	109.50	-9.0	-2.2	2511	1531	-3.6	-1.4	0	0	-2575.3	-132.7	54.5	-994.6	-8.2
9TH	121.75	-9.8	-1.8	2511	1531	-3.9	-1.2	1	3	-2565.5	-130.9	52.9	-963.1	-8.1
10TH	134.00	-10.7	-1.4	2511	1531	-4.3	-.9	1	6	-2554.8	-129.5	51.3	-931.8	-8.1
11TH	146.25	-11.6	-1.0	2511	1531	-4.6	-.7	1	8	-2543.3	-128.5	49.7	-900.5	-8.0
12TH	158.50	-12.4	-.6	2511	1531	-4.9	-.4	1	10	-2530.9	-127.9	48.1	-869.4	-7.8
13TH	170.75	-13.3	-.2	2511	1531	-5.3	-.2	0	12	-2517.6	-127.6	46.5	-838.5	-7.7
14TH	183.00	-14.2	.2	2511	1531	-5.6	.1	-0	13	-2503.4	-127.8	45.0	-807.8	-7.5
15TH	195.25	-15.0	.6	2511	1531	-6.0	.4	-1	15	-2488.4	-128.4	43.4	-777.2	-7.3
16TH	207.50	-16.0	.6	2511	1531	-6.4	.4	-1	16	-2472.4	-128.9	41.8	-746.8	-7.0
17TH	219.75	-18.0	-.0	2511	1531	-7.2	-.0	0	14	-2454.4	-128.9	40.3	-716.6	-6.7
18TH	232.00	-20.0	-.6	2511	1531	-8.0	-.4	1	12	-2434.4	-128.2	38.7	-686.7	-6.5
19TH	244.25	-22.0	-1.3	2511	1531	-8.7	-.8	1	10	-2412.4	-127.0	37.1	-657.0	-6.3
20TH	256.50	-24.0	-1.9	2511	1531	-9.5	-1.2	1	9	-2388.5	-125.1	35.6	-627.6	-6.0
21ST	268.75	-25.9	-2.5	2511	1531	-10.3	-1.6	1	8	-2362.5	-122.7	34.1	-598.5	-5.8
22ND	281.00	-27.9	-3.1	2511	1531	-11.1	-2.0	1	7	-2334.6	-119.6	32.6	-569.7	-5.6
23RD	293.25	-29.9	-3.7	2511	1531	-11.9	-2.4	1	7	-2304.7	-115.9	31.1	-541.3	-5.4
24TH	305.50	-32.3	-3.6	2511	1531	-12.9	-2.4	1	6	-2272.4	-112.3	29.7	-513.3	-5.2
25TH	317.75	-35.3	-3.2	2511	1531	-14.1	-2.1	1	5	-2237.1	-109.1	28.4	-485.7	-5.0
26TH	330.00	-38.4	-2.8	2511	1531	-15.3	-1.8	0	4	-2198.7	-106.3	27.1	-458.5	-4.9
		-41.4	-2.4	2511	1531	-16.5	-1.5	0	3					

TABLE 7 SHEAR AND MOMENT DIAGRAMS : REPUBLIC PLAZA, DENVER
WIND DIRECTION 320 CONFIGURATION A REFERENCE PRESSURE 22.0 PSF GUST FACTOR 1.32
ECCENTRICITIES BASED ON 63 FT IN THE X DIRECTION AND 103 FT IN THE Y DIRECTION

FLOOR	HEIGHT	FORCE (KIPS) X	FORCE (KIPS) Y	AREA (SQ FT) X	AREA (SQ FT) Y	PRESSURE (PSF) X	PRESSURE (PSF) Y	ECCEN (%) X	ECCEN (%) Y	SHEAR (KIPS) X	SHEAR (KIPS) Y	MOMENT (1000-FT-KIPS) X	MOMENT (1000-FT-KIPS) Y	MOMENT (1000-FT-KIPS) Z
27TH	342.25									-2157.3	-103.9	25.8	-431.8	-4.7
		-44.4	-1.9	2511	1531	-17.7	-1.3	0	3					
28TH	354.50									-2112.9	-102.0	24.5	-405.7	-4.6
		-47.4	-1.5	2511	1531	-18.9	-1.0	0	2					
29TH	366.75									-2065.5	-100.4	23.3	-380.1	-4.5
		-50.5	-1.1	2511	1531	-20.1	-.7	0	2					
30TH	379.00									-2015.0	-99.3	22.0	-355.1	-4.4
		-53.5	-.7	2511	1531	-21.3	-.4	0	1					
31ST	391.25									-1961.5	-98.7	20.8	-330.7	-4.3
		-56.2	-.7	2511	1531	-22.4	-.5	0	1					
32ND	403.50									-1905.3	-98.0	19.6	-307.0	-4.3
		-58.4	-.9	2511	1531	-23.3	-.6	0	1					
33RD	415.75									-1846.9	-97.1	18.4	-284.0	-4.2
		-60.6	-1.0	2511	1531	-24.1	-.7	0	1					
34TH	428.00									-1786.3	-96.1	17.3	-261.8	-4.1
		-62.9	-1.2	2511	1531	-25.0	-.8	0	1					
35TH	440.25									-1723.4	-94.8	16.1	-240.3	-4.1
		-65.1	-1.4	2511	1531	-25.9	-.9	0	1					
36TH	452.50									-1658.3	-93.4	14.9	-219.6	-4.0
		-67.3	-1.6	2511	1531	-26.8	-1.0	0	1					
37TH	464.75									-1591.0	-91.8	13.8	-199.7	-4.0
		-69.5	-1.8	2511	1531	-27.7	-1.1	0	0					
38TH	477.00									-1521.5	-90.1	12.7	-180.6	-4.0
		-71.8	-1.9	2511	1531	-28.6	-1.3	0	0					
39TH	489.25									-1449.7	-88.2	11.6	-162.4	-4.0
		-73.4	-2.3	2511	1531	-29.2	-1.5	0	1					
40TH	501.50									-1376.4	-85.9	10.5	-145.1	-3.9
		-74.7	-2.6	2511	1531	-29.8	-1.7	0	1					
41ST	513.75									-1301.6	-83.3	9.5	-128.7	-3.8
		-76.1	-2.9	2511	1531	-30.3	-1.9	0	1					
42ND	526.00									-1225.5	-80.4	8.5	-113.2	-3.8
		-77.5	-3.2	2511	1531	-30.8	-2.1	0	2					
43RD	538.25									-1148.1	-77.2	7.5	-98.7	-3.6
		-78.8	-3.5	2511	1531	-31.4	-2.3	0	2					
44TH	550.50									-1069.3	-73.7	6.6	-85.1	-3.5
		-80.2	-3.9	2511	1531	-31.9	-2.5	0	2					
45TH	562.75									-989.1	-69.8	5.7	-72.5	-3.3
		-81.5	-4.2	2511	1531	-32.5	-2.7	0	2					
46TH	575.00									-907.5	-65.6	4.9	-60.9	-3.1
		-82.9	-4.5	2511	1531	-33.0	-2.9	0	3					
47TH	587.25									-824.6	-61.1	4.1	-50.3	-2.9
		-83.3	-4.8	2511	1531	-33.2	-3.1	0	3					
48TH	599.50									-741.4	-56.3	3.4	-40.7	-2.6
		-83.4	-5.0	2511	1531	-33.2	-3.3	0	3					
49TH	611.75									-657.9	-51.3	2.7	-32.1	-2.4
		-83.6	-5.3	2511	1531	-33.3	-3.5	0	3					
50TH	624.00									-574.4	-46.0	2.1	-24.6	-2.1
		-83.7	-5.6	2511	1531	-33.3	-3.7	0	3					
51ST	636.25									-490.6	-40.4	1.6	-18.0	-1.8
		-83.9	-5.9	2511	1531	-33.4	-3.8	0	3					
52ND	648.50									-406.7	-34.5	1.1	-12.5	-1.6
		-84.1	-6.1	2511	1531	-33.5	-4.0	0	3					
53RD	660.75									-322.6	-28.4	.8	-8.1	-1.3
		-84.2	-6.4	2511	1531	-33.5	-4.2	0	3					

54TH	673.00									-238.4	-22.0	5	-4.6	-1.0
		-81.1	-6 6	2511	1531	-32.3	-4.3	0	3					
55TH	685.25									-157.3	-15.3	.2	-2 2	- 8
		-71.6	-6.4	2511	1531	-28.5	-4.2	1	4					
56TH	697.50									-85.7	-8.9	.1	-.7	-.5
		-62.1	-6.2	2511	1531	-24.7	-4.1	1	5					
PARA	709.75									-23.7	-2.6	.0	-.1	-.1
		-23.7	-2.6	1076	656	-22.0	-4.0	1	6					
TOP	715.00									0.0	0.0	0.0	0.0	0.0

TABLE 7. SHEAR AND MOMENT DIAGRAMS : REPUBLIC PLAZA, DENVER
WIND DIRECTION 330 CONFIGURATION A REFERENCE PRESSURE 22.0 PSF GUST FACTOR 1.32
ECCENTRICITIES BASED ON 63 FT IN THE X DIRECTION AND 103 FT IN THE Y DIRECTION

FLOOR	HEIGHT	FORCE (KIPS) X	FORCE (KIPS) Y	AREA (SQ FT) X	AREA (SQ FT) Y	PRESSURE (PSF) X	PRESSURE (PSF) Y	ECCEN (%) X	ECCEN (%) Y	SHEAR (KIPS) X	SHEAR (KIPS) Y	MOMENT (1000-FT-KIPS) X	MOMENT (1000-FT-KIPS) Y	MOMENT (1000-FT-KIPS) Z
GRND	0.00									-2085.2	472.0	-181.1	-1012.6	-15.1
		-37.8	-2.5	7380	4500	-5.1	-.5	0	4					
2ND	36.00									-2047.4	474.5	-164.0	-938.2	-14.9
		-10.5	-1.2	2511	1531	-4.2	-.8	2	8					
3RD	48.25									-2036.9	475.7	-158.2	-913.2	-14.8
		-9.4	-1.0	2511	1531	-3.7	-.6	2	11					
4TH	60.50									-2027.5	476.7	-152.4	-888.3	-14.7
		-8.2	-.7	2511	1531	-3.3	-.5	2	14					
5TH	72.75									-2019.3	477.4	-146.5	-863.5	-14.6
		-7.0	-.4	2511	1531	-2.8	-.3	2	18					
6TH	85.00									-2012.3	477.8	-140.7	-838.8	-14.5
		-5.8	-.2	2511	1531	-2.3	-.1	1	24					
7TH	97.25									-2006.5	478.0	-134.8	-814.2	-14.3
		-4.6	.2	2511	1531	-1.8	.2	-3	32					
8TH	109.50									-2001.9	477.8	-129.0	-789.6	-14.2
		-5.7	1.1	2511	1531	-2.3	.7	-9	29					
9TH	121.75									-1996.2	476.7	-123.1	-765.2	-14.0
		-6.8	1.9	2511	1531	-2.7	1.2	-12	26					
10TH	134.00									-1989.3	474.8	-117.3	-740.7	-13.8
		-7.9	2.8	2511	1531	-3.2	1.8	-14	24					
11TH	146.25									-1981.4	472.0	-111.5	-716.4	-13.6
		-9.0	3.6	2511	1531	-3.6	2.3	-15	22					
12TH	158.50									-1972.4	468.4	-105.7	-692.2	-13.4
		-10.1	4.4	2511	1531	-4.0	2.9	-15	21					
13TH	170.75									-1962.3	464.0	-100.0	-668.1	-13.1
		-11.2	5.3	2511	1531	-4.5	3.4	-15	20					
14TH	183.00									-1951.1	458.7	-94.4	-644.1	-12.8
		-12.3	6.1	2511	1531	-4.9	4.0	-16	19					
15TH	195.25									-1938.7	452.6	-88.8	-620.3	-12.5
		-13.4	7.1	2511	1531	-5.4	4.6	-16	18					
16TH	207.50									-1925.3	445.5	-83.3	-596.6	-12.2
		-14.9	8.4	2511	1531	-5.9	5.5	-13	15					
17TH	219.75									-1910.4	437.1	-77.9	-573.1	-11.9
		-16.3	9.6	2511	1531	-6.5	6.3	-11	12					
18TH	232.00									-1894.2	427.5	-72.6	-549.8	-11.6
		-17.7	10.9	2511	1531	-7.1	7.1	-9	9					
19TH	244.25									-1876.4	416.6	-67.4	-526.7	-11.4
		-19.1	12.2	2511	1531	-7.6	8.0	-8	7					
20TH	256.50									-1857.3	404.4	-62.4	-503.9	-11.2
		-20.5	13.5	2511	1531	-8.2	8.8	-6	6					
21ST	268.75									-1836.8	390.9	-57.5	-481.3	-11.0
		-22.0	14.7	2511	1531	-8.7	9.6	-5	5					
22ND	281.00									-1814.8	376.2	-52.8	-458.9	-10.9
		-23.4	16.0	2511	1531	-9.3	10.4	-4	3					
23RD	293.25									-1791.4	360.2	-48.3	-436.8	-10.8
		-25.0	16.7	2511	1531	-9.9	10.9	-3	3					
24TH	305.50									-1766.4	343.5	-44.0	-415.0	-10.6
		-26.8	17.2	2511	1531	-10.7	11.2	-3	3					
25TH	317.75									-1739.6	326.3	-39.9	-393.5	-10.5
		-28.7	17.6	2511	1531	-11.4	11.5	-3	3					
26TH	330.00									-1711.0	308.7	-36.0	-372.4	-10.4
		-30.5	18.1	2511	1531	-12.1	11.8	-3	3					

TABLE 7. SHEAR AND MOMENT DIAGRAMS : REPUBLIC PLAZA, DENVER
WIND DIRECTION 330 CONFIGURATION A REFERENCE PRESSURE 22.0 PSF GUST FACTOR 1.32
ECCENTRICITIES BASED ON 63 FT IN THE X DIRECTION AND 103 FT IN THE Y DIRECTION

FLOOR	HEIGHT	FORCE (KIPS) X	FORCE (KIPS) Y	AREA (SQ FT) X	AREA (SQ FT) Y	PRESSURE (PSF) X	PRESSURE (PSF) Y	ECCEN (%) X	ECCEN (%) Y	SHEAR (KIPS) X	SHEAR (KIPS) Y	MOMENT (1000-FT-KIPS) X	MOMENT (1000-FT-KIPS) Y	MOMENT (1000-FT-KIPS) Z
27TH	342.25									-1680.5	290.7	-32.3	-351.6	-10.3
		-32.3	18.5	2511	1531	-12.9	12.1	-3	3					
28TH	354.50									-1648.1	272.2	-28.9	-331 2	-10.2
		-34.2	18.9	2511	1531	-13.6	12.4	-3	3					
29TH	366.75									-1613.9	253.2	-25.7	-311.3	-10.0
		-36.0	19.4	2511	1531	-14.4	12.6	-2	3					
30TH	379.00									-1577.9	233.9	-22.7	-291.7	-9.9
		-37.9	19.8	2511	1531	-15.1	12.9	-2	3					
31ST	391.25									-1540.0	214.1	-20.0	-272.6	-9 8
		-39.6	19.3	2511	1531	-15.8	12.6	-2	3					
32ND	403.50									-1500.4	194.8	-17.4	-254.0	-9.6
		-41.1	18.4	2511	1531	-16.4	12.0	-2	3					
33RD	415.75									-1459.3	176.5	-15 2	-235.9	-9.5
		-42.7	17.5	2511	1531	-17.0	11.4	-2	3					
34TH	428.00									-1416.6	159.0	-13.1	-218.2	-9.3
		-44.3	16.6	2511	1531	-17.6	10.8	-2	3					
35TH	440.25									-1372.3	142.5	-11.3	-201.2	-9.1
		-45.8	15.6	2511	1531	-18.2	10.2	-2	4					
36TH	452.50									-1326.5	126.8	-9.6	-184.6	-8.9
		-47.4	14.7	2511	1531	-18.9	9.6	-2	4					
37TH	464.75									-1279.2	112.1	-8.2	-168.7	-8.7
		-48.9	13.8	2511	1531	-19.5	9.0	-2	4					
38TH	477.00									-1230.3	98.2	-6.9	-153.3	-8.5
		-50.5	12.9	2511	1531	-20.1	8.5	-2	4					
39TH	489.25									-1179.8	85.3	-5.7	-138.5	-8.3
		-52.1	11.9	2511	1531	-20 8	7.7	-2	4					
40TH	501.50									-1127.7	73 4	-4 8	-124.4	-8.0
		-53.9	10.8	2511	1531	-21.5	7.0	-2	5					
41ST	513.75									-1073.8	62.7	-3.9	-110.9	-7 8
		-55.6	9.7	2511	1531	-22.1	6.3	-1	5					
42ND	526.00									-1018.2	53.0	-3.2	-98.1	-7.5
		-57.4	8.6	2511	1531	-22.8	5.6	-1	5					
43RD	538.25									-960.8	44.4	-2 6	-86.0	-7.1
		-59.1	7.5	2511	1531	-23.5	4.9	-1	6					
44TH	550.50									-901.7	37.0	-2 1	-74.6	-6.8
		-60 8	6.4	2511	1531	-24.2	4.2	-1	6					
45TH	562.75									-840.9	30.6	-1 7	-63.9	-6.4
		-62.6	5.3	2511	1531	-24.9	3.5	-1	6					
46TH	575.00									-778.3	25.3	-1 4	-54 0	-6.0
		-64.3	4.2	2511	1531	-25.6	2.8	-1	6					
47TH	587.25									-714.0	21.0	-1 1	-44.9	-5.6
		-65.9	3.7	2511	1531	-26.3	2.4	-1	7					
48TH	599.50									-648.1	17.3	- 9	-36.5	-5 2
		-67.5	3.3	2511	1531	-26.9	2.1	-1	7					
49TH	611.75									-580.5	14.0	- 7	-29.0	-4.7
		-69.1	2.8	2511	1531	-27.5	1.8	-0	7					
50TH	624.00									-511.4	11.3	- 5	-22.3	-4.2
		-70.7	2.3	2511	1531	-28.1	1.5	-0	7					
51ST	636.25									-440.8	9.0	- 4	-16.5	-3.7
		-72.3	1.8	2511	1531	-28.8	1.2	-0	7					
52ND	648.50									-368.5	7 3	- 3	-11.5	-3.1
		-73.8	1.3	2511	1531	-29.4	.8	-0	7					
53RD	660.75									-294.7	6.0	- 2	-7 4	-2 6
		-75.4	.8	2511	1531	-30.0	.5	-0	8					

54TH	673.00									-219.2	5.2	-.1	-4.3	-2.0
		-73.8	.4	2511	1531	-29.4	.2	-0	8					
55TH	685.25									-145.5	4.8	-.1	-2.1	-1.4
		-65.7	1.3	2511	1531	-26.2	.9	-0	9					
56TH	697.50									-79.8	3.5	-.0	-.7	-.8
		-57.6	2.3	2511	1531	-22.9	1.5	-1	10					
PARA	709.75									-22.2	1.3	-.0	-.1	-.2
		-22.2	1.3	1076	656	-20.6	1.9	-1	11					
TOP	715.00									0.0	0.0	0.0	0.0	0.0

TABLE 7. SHEAR AND MOMENT DIAGRAMS : REPUBLIC PLAZA, DENVER
WIND DIRECTION 340 CONFIGURATION A REFERENCE PRESSURE 22.0 PSF GUST FACTOR 1.32
ECCENTRICITIES BASED ON 63 FT IN THE X DIRECTION AND 103 FT IN THE Y DIRECTION

FLOOR	HEIGHT	FORCE (KIPS) X	FORCE (KIPS) Y	AREA (SQ FT) X	AREA (SQ FT) Y	PRESSURE (PSF) X	PRESSURE (PSF) Y	ECCEN (%) X	ECCEN (%) Y	SHEAR (KIPS) X	SHEAR (KIPS) Y	MOMENT (1000-FT-KIPS) X	MOMENT (1000-FT-KIPS) Y	MOMENT (1000-FT-KIPS) Z
GRND	0.00									-1616.5	860.9	-353.9	-737.0	-9.6
		-28.3	4.1	7380	4500	-3.8	.9	-5	19					
2ND	36.00									-1588.2	856.8	-322.9	-679.4	-9.1
		-10.3	5.4	2511	1531	-4.1	3.5	-11	13					
3RD	48.25									-1577.9	851.4	-312 5	-660.0	-8.9
		-10.7	5.9	2511	1531	-4.2	3.9	-13	15					
4TH	60.50									-1567.2	845.5	-302 1	-640.7	-8.7
		-11.0	6.4	2511	1531	-4.4	4.2	-16	16					
5TH	72.75									-1556.2	839.1	-291.8	-621.6	-8.4
		-11.4	6.9	2511	1531	-4 5	4.5	-18	18					
6TH	85.00									-1544.9	832.2	-281.5	-602.6	-8.2
		-11.7	7.5	2511	1531	-4.7	4.9	-20	19					
7TH	97.25									-1533.1	824.7	-271.4	-583.7	-7 8
		-12.1	8.0	2511	1531	-4.8	5.2	-22	20					
8TH	109.50									-1521.1	816 6	-261.3	-565.0	-7.5
		-12.7	8.7	2511	1531	-5.1	5.7	-19	17					
9TH	121.75									-1508.4	808.0	-251.4	-546.5	-7.1
		-13.3	9.3	2511	1531	-5.3	6.1	-16	14					
10TH	134.00									-1495.0	798.7	-241.5	-528.1	-6.9
		-13.9	9.9	2511	1531	-5.6	6.5	-13	11					
11TH	146.25									-1481.1	788.7	-231.8	-509.8	-6 6
		-14.6	10.6	2511	1531	-5 8	6.9	-10	9					
12TH	158.50									-1466.6	778.2	-222.2	-491.8	-6.4
		-15.2	11.2	2511	1531	-6.0	7.3	-8	7					
13TH	170.75									-1451.4	767.0	-212.7	-473.9	-6.3
		-15.8	11.8	2511	1531	-6.3	7.7	-6	5					
14TH	183.00									-1435.6	755.1	-203 4	-456 2	-6.2
		-16.4	12.5	2511	1531	-6 5	8 2	-4	3					
15TH	195.25									-1419.2	742.6	-194 2	-438.7	-6 1
		-17.0	13.1	2511	1531	-6.8	8.5	-2	1					
16TH	207 50									-1402.1	729 5	-185.2	-421.5	-6.0
		-17.4	13.6	2511	1531	-6.9	8.9	-1	1					
17TH	219.75									-1384.8	715.9	-176.4	-404.4	-6.0
		-17.7	14.2	2511	1531	-7.1	9.3	-1	1					
18TH	232.00									-1367 0	701.7	-167.7	-387.5	-6.0
		-18.1	14.8	2511	1531	-7.2	9.6	-1	0					
19TH	244.25									-1349.0	686.9	-159.2	-370.9	-6.0
		-18.4	15.3	2511	1531	-7 3	10.0	-0	0					
20TH	256.50									-1330.5	671 6	-150.9	-354.5	-6.0
		-18.8	15.9	2511	1531	-7 5	10.4	0	-0					
21ST	268.75									-1311.7	655.7	-142 7	-338 3	-6.0
		-19.2	16.4	2511	1531	-7.6	10.7	0	-0					
22ND	281.00									-1292.6	639 3	-134 8	-322 4	-6 0
		-19.5	17 0	2511	1531	-7 8	11 1	1	-0					
23RD	293.25									-1273.0	622 3	-127.1	-306 6	-6 0
		-20.1	17.4	2511	1531	-8.0	11 4	1	-0					
24TH	305.50									-1252.9	604 9	-119 6	-291 2	-6 0
		-21.1	17.8	2511	1531	-8.4	11 6	-0	0					
25TH	317.75									-1231 8	587.1	-112.3	-275.9	-6.0
		-22.2	18.1	2511	1531	-8 8	11 8	-0	0					
26TH	330.00									-1209.6	569.0	-105 2	-261.0	-6 0
		-23.2	18 5	2511	1531	-9 2	12.1	-1	1					

TABLE 7. SHEAR AND MOMENT DIAGRAMS : REPUBLIC PLAZA, DENVER
WIND DIRECTION 340 CONFIGURATION A REFERENCE PRESSURE 22.0 PSF GUST FACTOR 1.32
ECCENTRICITIES BASED ON 63 FT IN THE X DIRECTION AND 103 FT IN THE Y DIRECTION

FLOOR	HEIGHT	FORCE (KIPS) X	FORCE (KIPS) Y	AREA (SQ FT) X	AREA (SQ FT) Y	PRESSURE (PSF) X	PRESSURE (PSF) Y	ECCEN (%) X	ECCEN (%) Y	SHEAR (KIPS) X	SHEAR (KIPS) Y	MOMENT (1000-FT-KIPS) X	MOMENT (1000-FT-KIPS) Y	MOMENT (1000-FT-KIPS) Z
27TH	342.25									-1186.5	550.5	-98.3	-246.3	-6.0
		-24.2	18.8	2511	1531	-9.6	12.3	-1	1					
28TH	354.50									-1162.3	531.7	-91.7	-231.9	-5.9
		-25.2	19.2	2511	1531	-10.0	12.5	-2	1					
29TH	366.75									-1137.0	512.5	-85.3	-217.8	-5.9
		-26.3	19.5	2511	1531	-10.5	12.7	-2	2					
30TH	379.00									-1110.8	493.0	-79.1	-204.1	-5.8
		-27.3	19.9	2511	1531	-10.9	13.0	-2	2					
31ST	391.25									-1083.5	473.1	-73.2	-190.6	-5.7
		-28.3	19.9	2511	1531	-11.3	13.0	-3	2					
32ND	403.50									-1055.1	453.2	-67.6	-177.5	-5.6
		-29.4	19.8	2511	1531	-11.7	12.9	-3	3					
33RD	415.75									-1025.7	433.5	-62.1	-164.8	-5.5
		-30.5	19.6	2511	1531	-12.1	12.8	-3	3					
34TH	428.00									-995.3	413.8	-56.9	-152.4	-5.4
		-31.6	19.5	2511	1531	-12.6	12.8	-3	3					
35TH	440.25									-963.7	394.3	-52 0	-140.4	-5.3
		-32.6	19.4	2511	1531	-13.0	12.7	-3	3					
36TH	452.50									-931.1	374.9	-47.3	-128.8	-5.1
		-33.7	19.3	2511	1531	-13.4	12.6	-3	4					
37TH	464.75									-897.3	355.6	-42.8	-117.6	-4.9
		-34.8	19.2	2511	1531	-13.9	12.5	-3	4					
38TH	477.00									-862.6	336.4	-38.6	-106.8	-4.8
		-35.9	19.1	2511	1531	-14.3	12.5	-4	4					
39TH	489.25									-826.7	317.3	-34.6	-96.5	-4.6
		-37.0	18.9	2511	1531	-14.7	12.3	-4	4					
40TH	501.50									-789.7	298 5	-30.8	-86.6	-4.4
		-38.2	18.7	2511	1531	-15.2	12.2	-3	4					
41ST	513.75									-751.4	279.8	-27.2	-77.1	-4.2
		-39.4	18.5	2511	1531	-15.7	12 1	-3	4					
42ND	526.00									-712.0	261.3	-23.9	-68.2	-3.9
		-40.6	18.3	2511	1531	-16.2	12.0	-3	5					
43RD	538.25									-671.3	242.9	-20.8	-59.7	-3.7
		-41.8	18.1	2511	1531	-16.7	11.8	-3	5					
44TH	550.50									-629.5	224 8	-18.0	-51.7	-3.5
		-43.0	17.9	2511	1531	-17.1	11.7	-3	5					
45TH	562.75									-586.5	206.9	-15.3	-44.3	-3.2
		-44.2	17.8	2511	1531	-17.6	11.6	-3	5					
46TH	575.00									-542.2	189.1	-12 9	-37 4	-3.0
		-45.5	17.6	2511	1531	-18.1	11.5	-3	5					
47TH	587.25									-496.8	171.5	-10.7	-31.0	-2.7
		-46.5	17.4	2511	1531	-18.5	11.4	-3	5					
48TH	599.50									-450.3	154.2	-8 7	-25.2	-2.4
		-47.5	17.2	2511	1531	-18.9	11.2	-3	5					
49TH	611.75									-402.8	136.9	-6.9	-20.0	-2.2
		-48.5	17.0	2511	1531	-19.3	11.1	-3	5					
50TH	624.00									-354.3	119.9	-5.3	-15.4	-1.9
		-49.5	16.9	2511	1531	-19.7	11.0	-3	5					
51ST	636.25									-304.8	103.0	-4.0	-11.3	-1.6
		-50.5	16.7	2511	1531	-20 1	10 9	-3	5					
52ND	648.50									-254.3	86 3	-2 8	-7.9	-1.3
		-51.5	16.5	2511	1531	-20.5	10.8	-3	5					
53RD	660.75									-202.9	69.8	-1.9	-5.1	-1.1
		-52.5	16 3	2511	1531	-20.9	10.7	-2	5					

54TH	673.00									-150.4	53 5	-1.1	-2.9	-.8
		-51.1	16.1	2511	1531	-20.4	10.5	-2	5					
55TH	685.25									-99.3	37.4	-.6	-1.4	-.5
		-45.1	15.7	2511	1531	-18.0	10.3	-3	4					
56TH	697.50									-54.1	21.7	-.2	-.5	-.3
		-39.2	15.3	2511	1531	-15.6	10.0	-3	4					
PARA	709.75									-15.0	6.4	-.0	-.0	-.1
		-15.0	6.4	1076	656	-13.9	9.8	-3	4					
TOP	715.00									0.0	0.0	0.0	0.0	0.0

TABLE 7. SHEAR AND MOMENT DIAGRAMS : REPUBLIC PLAZA, DENVER
WIND DIRECTION 350 CONFIGURATION A REFERENCE PRESSURE 22.0 PSF GUST FACTOR 1.32
ECCENTRICITIES BASED ON 63 FT IN THE X DIRECTION AND 103 FT IN THE Y DIRECTION

FLOOR	HEIGHT	FORCE (KIPS) X	FORCE (KIPS) Y	AREA (SQ FT) X	AREA (SQ FT) Y	PRESSURE (PSF) X	PRESSURE (PSF) Y	ECCEN (%) X	ECCEN (%) Y	SHEAR (KIPS) X	SHEAR (KIPS) Y	MOMENT (1000-FT-KIPS) X	MOMENT (1000-FT-KIPS) Y	MOMENT (1000-FT-KIPS) Z
GRND	0.00									-1745.2	1264.1	-510.7	-776.1	-10.7
		-14.0	18.4	7380	4500	-1.9	4.1	-41	19					
2ND	36.00									-1731.1	1245.7	-465.5	-713.5	-10.0
		-8.9	7.8	2511	1531	-3.5	5.1	-17	12					
3RD	48.25									-1722.2	1238.0	-450.3	-692.3	-9.8
		-11.0	9.0	2511	1531	-4.4	5.9	-14	11					
4TH	60.50									-1711.3	1229.0	-435.2	-671.3	-9.6
		-13.0	10.2	2511	1531	-5.2	6.7	-13	10					
5TH	72.75									-1698.2	1218.7	-420.2	-650.4	-9.4
		-15.1	11.4	2511	1531	-6.0	7.5	-11	9					
6TH	85.00									-1683.1	1207.3	-405.3	-629.7	-9.1
		-17.2	12.7	2511	1531	-6.9	8.3	-10	9					
7TH	97.25									-1665.9	1194.6	-390.6	-609.2	-8.9
		-19.3	13.8	2511	1531	-7.7	9.0	-10	9					
8TH	109.50									-1646.6	1180.8	-376.1	-588.9	-8.6
		-19.5	14.5	2511	1531	-7.8	9.5	-8	7					
9TH	121.75									-1627.1	1166.3	-361.7	-568.9	-8.4
		-19.8	15.2	2511	1531	-7.9	10.0	-7	5					
10TH	134.00									-1607.3	1151.1	-347.5	-549.1	-8.3
		-20.1	16.0	2511	1531	-8.0	10.4	-5	4					
11TH	146.25									-1587.2	1135.1	-333.5	-529.5	-8.1
		-20.3	16.7	2511	1531	-8.1	10.9	-3	2					
12TH	158.50									-1566.9	1118.4	-319.7	-510.2	-8.0
		-20.6	17.5	2511	1531	-8.2	11.4	-2	1					
13TH	170.75									-1546.2	1100.9	-306.1	-491.1	-8.0
		-20.9	18.2	2511	1531	-8.3	11.9	0	-0					
14TH	183.00									-1525.4	1082.7	-292.7	-472.3	-8.0
		-21.1	18.9	2511	1531	-8.4	12.4	2	-1					
15TH	195.25									-1504.2	1063.8	-279.6	-453.7	-8.0
		-21.4	19.6	2511	1531	-8.5	12.8	3	-2					
16TH	207.50									-1482.8	1044.2	-266.7	-435.4	-8.1
		-21.6	20.0	2511	1531	-8.6	13.1	3	-2					
17TH	219.75									-1461.2	1024.2	-254.0	-417.4	-8.2
		-21.8	20.5	2511	1531	-8.7	13.4	4	-2					
18TH	232.00									-1439.4	1003.8	-241.6	-399.6	-8.3
		-22.0	20.9	2511	1531	-8.8	13.6	4	-2					
19TH	244.25									-1417.3	982.9	-229.4	-382.1	-8.4
		-22.3	21.3	2511	1531	-8.9	13.9	4	-2					
20TH	256.50									-1395.1	961.5	-217.5	-364.9	-8.5
		-22.5	21.8	2511	1531	-8.9	14.2	4	-2					
21ST	268.75									-1372.6	939.7	-205.9	-348.0	-8.6
		-22.7	22.2	2511	1531	-9.0	14.5	4	-2					
22ND	281.00									-1350.0	917.5	-194.5	-331.3	-8.8
		-22.9	22.7	2511	1531	-9.1	14.8	4	-3					
23RD	293.25									-1327.1	894.8	-183.4	-314.9	-8.9
		-23.4	23.3	2511	1531	-9.3	15.2	4	-2					
24TH	305.50									-1303.7	871.6	-172.6	-298.8	-9.0
		-24.3	23.9	2511	1531	-9.7	15.6	3	-2					
25TH	317.75									-1279.4	847.7	-162.0	-283.0	-9.1
		-25.2	24.6	2511	1531	-10.0	16.1	2	-1					
26TH	330.00									-1254.2	823.1	-151.8	-267.4	-9.1
		-26.2	25.3	2511	1531	-10.4	16.5	1	-0					

TABLE 7 SHEAR AND MOMENT DIAGRAMS : REPUBLIC PLAZA, DENVER
WIND DIRECTION 350 CONFIGURATION A REFERENCE PRESSURE 22 0 PSF GUST FACTOR 1 32
ECCENTRICITIES BASED ON 63 FT IN THE X DIRECTION AND 103 FT IN THE Y DIRECTION

FLOOR	HEIGHT	FORCE (KIPS) X	FORCE (KIPS) Y	AREA (SQ FT) X	AREA (SQ FT) Y	PRESSURE (PSF) X	PRESSURE (PSF) Y	ECCEN (%) X	ECCEN (%) Y	SHEAR (KIPS) X	SHEAR (KIPS) Y	MOMENT (1000-FT-KIPS) X	MOMENT (1000-FT-KIPS) Y	MOMENT (1000-FT-KIPS) Z
27TH	342.25									-1228.1	797.8	-141 9	-252.2	-9.1
		-27.1	25.9	2511	1531	-10.8	16.9	-0	0					
28TH	354.50									-1201.0	771.9	-132 3	-237.4	-9.1
		-28.0	26.6	2511	1531	-11.2	17.4	-1	1					
29TH	366.75									-1172.9	745.3	-123.0	-222.8	-9.1
		-29.0	27.2	2511	1531	-11.5	17.8	-2	1					
30TH	379.00									-1144.0	718.1	-114.0	-208.6	-9.0
		-29.9	27.9	2511	1531	-11.9	18.2	-3	2					
31ST	391.25									-1114.1	690.2	-105.4	-194.8	-8.9
		-30.8	28.2	2511	1531	-12.3	18.4	-3	2					
32ND	403.50									-1083.3	662.0	-97.1	-181.3	-8.8
		-31.7	28.3	2511	1531	-12.6	18.5	-4	3					
33RD	415.75									-1051.7	633.7	-89.2	-168.3	-8.6
		-32.5	28.4	2511	1531	-12.9	18.5	-4	3					
34TH	428.00									-1019.2	605.4	-81.6	-155.6	-8.5
		-33.4	28.5	2511	1531	-13.3	18.6	-5	3					
35TH	440.25									-985.8	576.9	-74.3	-143.3	-8.3
		-34.3	28.6	2511	1531	-13.6	18.7	-5	4					
36TH	452.50									-951.5	548.3	-67.4	-131.4	-8.1
		-35.1	28.7	2511	1531	-14.0	18.7	-5	4					
37TH	464.75									-916.4	519.6	-60 9	-120.0	-7.8
		-36.0	28.8	2511	1531	-14.3	18.8	-6	4					
38TH	477.00									-880.4	490.8	-54.7	-109.0	-7.6
		-36.8	28.9	2511	1531	-14.7	18.9	-6	5					
39TH	489.25									-843.6	461.9	-48.9	-98.4	-7.3
		-38.0	28.6	2511	1531	-15.1	18.7	-6	5					
40TH	501.50									-805.6	433.3	-43.4	-88.3	-7.0
		-39.2	28.3	2511	1531	-15.6	18.5	-6	5					
41ST	513.75									-766.5	405.0	-38.3	-78.7	-6.7
		-40.4	27.9	2511	1531	-16.1	18.3	-6	5					
42ND	526.00									-726.1	377.0	-33.5	-69.6	-6.4
		-41.6	27.6	2511	1531	-16.5	18.0	-6	6					
43RD	538.25									-684.6	349.4	-29.0	-60.9	-6.0
		-42.8	27.3	2511	1531	-17.0	17.8	-6	6					
44TH	550.50									-641.8	322.1	-24.9	-52.8	-5.6
		-44.0	27.0	2511	1531	-17.5	17.6	-6	6					
45TH	562.75									-597.9	295.1	-21.1	-45.2	-5.3
		-45 2	26.6	2511	1531	-18.0	17.4	-6	6					
46TH	575.00									-552.7	268.5	-17.7	-38.1	-4.8
		-46.4	26.3	2511	1531	-18.5	17.2	-6	7					
47TH	587.25									-506.4	242.2	-14.5	-31.7	-4.4
		-47.4	25.9	2511	1531	-18.9	16.9	-6	7					
48TH	599.50									-459.0	216.2	-11.7	-25.7	-4 0
		-48.4	25.6	2511	1531	-19.3	16.7	-6	7					
49TH	611.75									-410.6	190.7	-9 2	-20.4	-3.5
		-49.4	25.2	2511	1531	-19.7	16.4	-6	7					
50TH	624.00									-361 3	165.5	-7 1	-15.7	-3.1
		-50.3	24.8	2511	1531	-20.0	16.2	-6	7					
51ST	636.25									-310.9	140.7	-5.2	-11 6	-2.6
		-51.3	24.4	2511	1531	-20.4	15 9	-6	7					
52ND	648.50									-259.6	116.3	-3.6	-8.1	-2.1
		-52.3	24.0	2511	1531	-20.8	15.7	-6	8					
53RD	660.75									-207.3	92.3	-2.3	-5.2	-1.6
		-53.3	23.7	2511	1531	-21.2	15.4	-6	8					

54TH	673.00									-154.0	68.6	-1.3	-3.0	-1.1
		-52.0	23.1	2511	1531	-20.7	15.1	-5	7					
55TH	685.25									-102.0	45.5	-.6	-1.4	-.7
		-46.2	20.6	2511	1531	-18.4	13.4	-5	6					
56TH	697.50									-55.8	24.9	-.2	-.5	-.3
		-40.3	18.0	2511	1531	-16.1	11.8	-4	5					
PARA	709.75									-15.5	6.9	-.0	-.0	-.1
		-15.5	6.9	1076	656	-14.4	10.6	-3	4					
TOP	715.00									0.0	0.0	0.0	0.0	0.0

TABLE 7. BASE SHEAR AND MOMENT SUMMARY : REPUBLIC PLAZA, DENVER
CONFIGURATION A REFERENCE PRESSURE 22.0 GUST FACTOR 1.32
ECCENTRICITIES BASED ON 63 FT IN THE X DIRECTION AND 103 FT IN THE Y DIRECTION

AZIMUTH	SHEAR (KIPS) X	SHEAR (KIPS) Y	MOMENT (1000-FT-KIPS) X	MOMENT (1000-FT-KIPS) Y	MOMENT (1000-FT-KIPS) Z	ECCEN (%) X	ECCEN (%) Y
0	-1972.1	1775.6	-744.5	-876.8	-5.7	-2	2
10	-1681.7	2346.7	-959.2	-676.6	9.7	4	-2
20	-1152.1	2468.4	-1008.3	-405.1	32.8	17	-5
30	-518.2	2390.0	-977.7	-130.0	47.0	30	-4
40	-724.7	2309.8	-944.3	-59.2	16.8	11	-1
50	2.8	2320.0	-931.3	12.5	-29.0	-20	-0
60	686.1	2391.4	-938.3	271.0	-39.9	-25	-4
70	1359.8	2414.1	-935.2	532.4	-20.6	-10	-4
80	1753.6	2259.4	-871.5	684.1	-3.8	-2	-1
90	1968.6	1615.2	-622.8	821.4	19.9	8	6
100	2479.6	874.0	-312.8	1087.5	34.9	7	12
110	3102.4	401.1	-117.5	1329.8	49.1	3	15
120	3098.8	-74.6	83.0	1363.6	46.1	-1	15
130	3135.6	-78.6	55.0	1422.8	20.0	-0	6
140	3391.2	186.2	-123.5	1477.8	-4.6	-0	-1
150	3399.2	37.1	-124.0	1453.5	-14.1	-0	-4
160	3223.6	-735.3	205.8	1387.7	-20.2	2	-6
170	3128.7	-1206.8	439.8	1326.5	-38.3	7	-10
180	3010.3	-1680.1	654.1	1290.9	-32.1	7	-8
190	2371.3	-2192.3	853.1	1065.1	-18.2	6	-4
200	1713.7	-2641.5	1009.3	777.5	1.8	-1	0
210	891.4	-2450.5	951.9	408.5	28.6	-16	4
220	-214.0	-2220.9	879.5	-22.2	26.5	-19	-1
230	-982.7	-2270.5	904.8	-280.4	-3.1	2	0
240	-1712.7	-2368.0	955.6	-563.3	-4.1	2	1
250	-2417.0	-2181.9	893.9	-881.8	23.8	-8	-5
260	-3035.7	-1994.5	798.4	-1137.8	36.3	-9	-8
270	-3257.7	-1781.8	667.9	-1267.6	42.2	-9	-10
280	-3000.8	-1403.7	456.9	-1230.9	44.1	-9	-12
290	-2901.9	-931.6	224.5	-1258.8	41.9	-7	-13
300	-2923.3	-431.2	24.7	-1297.6	25.1	-2	-8
310	-2996.7	-188.8	5.5	-1320.6	6.6	-0	-2
320	-2741.3	-155.6	70.2	-1284.0	-8.3	0	3
330	-2085.2	472.0	-181.1	-1012.6	-15.1	-2	7
340	-1616.5	860.9	-353.9	-737.0	-9.6	-4	5
350	-1745.2	1264.1	-510.7	-776.1	-10.7	-5	4

APPENDIX A

PRESSURE DATA

Note: Pressure coefficients are defined in Section 4.3.

Pressure tap designation is explained in Figure 3.

APPENDIX A -- PRESSURE DATA: CONFIGURATION A ; REPUBLIC PLAZA, DENVER

WD	TAP	CPMEAN	CPRMS	CPMAX	CPMIN
0	1	-.405	.069	-.158	-.771
0	2	-.644	.116	-.207	-1.143
0	3	-.959	.287	-.245	-2.151
0	4	-.390	.078	-.098	-.838
0	5	-.822	.225	-.348	-1.946
0	6	-.501	.079	-.183	-.823
0	7	-.331	.289	.350	-1.219
0	8	-.382	.164	-.018	-1.035
0	9	-.344	.107	.205	-.722
0	10	-.434	.108	-.150	-1.050
0	11	-.460	.162	-.036	-1.042
0	12	-.691	.125	-.285	-1.219
0	13	-.299	.066	-.030	-.651
0	14	-.308	.090	-.033	-.783
0	15	-.589	.116	-.186	-1.040
0	16	-.022	.128	.383	-.484
0	17	-.567	.093	-.280	-1.029
0	18	-.054	.105	.265	-.474
0	19	-.143	.165	.319	-.688
0	20	-.574	.097	-.274	-1.085
0	101	.047	.222	.657	-.909
0	102	.063	.131	.552	-.791
0	103	-.073	.092	.224	-.389
0	104	-.102	.070	.147	-.336
0	105	-.092	.074	.191	-.331
0	106	-.081	.064	.171	-.307
0	107	-.083	.064	.193	-.365
0	108	-.185	.048	.036	-.376
0	109	-.287	.054	-.041	-.521
0	110	.288	.270	1.114	-.651
0	111	.340	.224	.831	-.795
0	112	.281	.107	.623	-.233
0	113	.207	.105	.538	-.121
0	114	.157	.094	.459	-.150
0	115	.104	.086	.404	-.185
0	116	.018	.065	.276	-.212
0	117	-.138	.050	.101	-.338
0	118	-.207	.040	-.042	-.356
0	119	.219	.240	1.090	-.631
0	120	.279	.203	.882	-.543
0	121	.293	.108	.789	-.158
0	122	.213	.089	.628	-.057
0	123	.127	.080	.430	-.113
0	124	.047	.062	.276	-.145
0	125	-.046	.059	.245	-.236
0	126	-.189	.044	.017	-.349
0	127	-.254	.038	-.094	-.386
0	128	.031	.195	.699	-.695
0	129	.100	.251	.694	-.880
0	130	.191	.115	.544	-.744
0	131	.101	.073	.416	-.132
0	132	.025	.053	.259	-.143
0	133	-.040	.051	.186	-.211
0	134	-.117	.045	.142	-.258
0	135	-.243	.042	.003	-.429
0	136	-.319	.038	-.167	-.543
0	137	-.149	.229	.640	-1.468
0	138	-.073	.271	.662	-1.532
0	139	.048	.107	.454	-.925
0	140	-.015	.054	.264	-.295
0	141	-.065	.051	.238	-.297
0	142	-.112	.046	.108	-.337
0	143	-.180	.043	.053	-.334
0	144	-.267	.037	-.095	-.409
0	145	-.305	.048	-.109	-.511
0	146	-.543	.209	.243	-2.006
0	147	-.451	.258	.425	-1.569
0	148	-.197	.088	.119	-.685
0	149	-.171	.061	.189	-.480
0	150	-.172	.062	.206	-.398
0	151	-.189	.066	.138	-.401
0	152	-.240	.058	.028	-.483
0	153	-.301	.070	.016	-.614
0	154	-.332	.074	-.057	-.656
0	155	-.456	.154	.001	-1.322
0	156	-.429	.120	-.076	-1.263
0	157	-.302	.099	-.028	-.921
0	158	-.214	.064	.031	-.538
0	159	-.217	.058	.122	-.640
0	160	-.241	.048	-.041	-.562
0	161	-.267	.059	-.050	-.682
0	162	-.324	.077	-.086	-.646
0	163	-.373	.101	-.092	-.904
0	164	-.360	.090	-.083	-.795
0	165	-.321	.088	-.067	-.799
0	166	-.238	.058	-.057	-.516
0	167	-.249	.043	-.114	-.469
0	168	-.204	.040	-.067	-.388
0	169	-.220	.041	-.056	-.455
0	170	-.282	.040	-.109	-.545
0	171	-.336	.061	-.175	-.759
0	172	-.345	.081	-.142	-.860
0	173	-.248	.066	-.003	-.575
0	174	-.249	.068	-.007	-.585
0	175	-.195	.050	-.012	-.469
0	176	-.187	.033	-.057	-.329
0	177	-.240	.031	-.087	-.353
0	178	-.198	.031	-.079	-.333
0	179	-.211	.033	-.083	-.359
0	180	-.280	.040	-.130	-.460
0	181	-.281	.048	-.127	-.468
0	201	-.330	.056	-.147	-.544
0	202	-.297	.047	-.156	-.476
0	203	-.338	.058	-.153	-.600
0	204	-.338	.059	-.142	-.647
0	205	-.336	.065	-.124	-.685
0	206	-.308	.055	-.120	-.615
0	207	-.356	.070	-.128	-.797
0	208	-.333	.047	-.185	-.495
0	209	-.337	.048	-.135	-.526
0	210	-.304	.041	-.138	-.476
0	211	-.345	.048	-.164	-.534
0	212	-.345	.049	-.183	-.541
0	213	-.348	.051	-.133	-.612
0	214	-.322	.046	-.131	-.537
0	215	-.355	.046	-.208	-.568
0	216	-.351	.045	-.204	-.545
0	217	-.357	.046	-.192	-.553
0	218	-.324	.038	-.183	-.476
0	219	-.370	.046	-.205	-.552
0	220	-.380	.049	-.162	-.575
0	221	-.385	.052	-.183	-.671
0	222	-.320	.045	-.183	-.597
0	223	-.367	.053	-.203	-.710
0	224	-.372	.052	-.195	-.695
0	225	-.392	.054	-.233	-.687
0	226	-.359	.047	-.196	-.588
0	227	-.418	.059	-.230	-.662
0	228	-.426	.063	-.199	-.711
0	229	-.375	.062	-.188	-.687
0	230	-.340	.051	-.174	-.609
0	231	-.400	.062	-.187	-.822
0	232	-.416	.060	-.199	-.808
0	233	-.429	.067	-.238	-.844
0	234	-.403	.066	-.180	-.707
0	235	-.463	.083	-.192	-.822
0	236	-.400	.097	.022	-.878
0	237	-.416	.106	-.128	-1.080
0	238	-.396	.092	-.174	-.936
0	239	-.487	.108	-.212	-1.061
0	240	-.498	.100	-.204	-1.041
0	241	-.489	.097	-.178	-.955
0	242	-.445	.087	-.205	-.945
0	243	-.480	.174	-.032	-1.605
0	244	-.502	.186	-.091	-1.727
0	245	-.572	.196	-.147	-1.766
0	246	-.500	.126	-.178	-1.095
0	247	-.459	.112	.110	-1.029
0	248	-.424	.123	.038	-1.064
0	249	-.428	.127	.081	-1.280

APPENDIX A -- PRESSURE DATA: CONFIGURATION A : REPUBLIC PLAZA, DENVER

WD	TAP	CPMEAN	CPRMS	CPMAX	CPMIN
0	250	-.398	.154	-.104	-1.414
0	251	-.466	.185	-.119	-1.952
0	252	-.481	.169	-.024	-1.254
0	253	-.330	.131	.035	-1.012
0	254	-.181	.062	.055	-.514
0	255	-.214	.066	.071	-.341
0	256	-.227	.073	.050	-.621
0	257	-.302	.082	-.140	-.731
0	258	-.256	.072	-.113	-.627
0	259	-.315	.096	-.055	-.815
0	260	-.228	.085	.018	-.864
0	261	-.165	.048	.028	-.526
0	262	-.133	.033	-.012	-.369
0	263	-.196	.042	-.064	-.571
0	264	-.217	.044	-.003	-.431
0	265	-.184	.036	-.015	-.325
0	266	-.201	.039	-.040	-.358
0	267	-.186	.038	-.025	-.345
0	268	-.195	.035	-.047	-.339
0	269	-.367	.129	-.097	-1.227
0	270	-.380	.160	-.049	-1.141
0	271	-.307	.120	-.045	-1.025
0	272	-.225	.042	-.065	-.430
0	273	-.203	.040	.003	-.372
0	274	-.188	.035	.013	-.373
0	275	-.181	.030	-.038	-.321
0	276	-.231	.037	-.088	-.441
0	277	-.178	.036	-.029	-.344
0	278	-.133	.030	.001	-.299
0	301	-.472	.118	-.158	-1.300
0	302	-.472	.155	-.131	-1.583
0	303	-.440	.103	-.103	-1.503
0	304	-.456	.080	-.194	-.995
0	305	-.453	.086	-.113	-.860
0	306	-.433	.066	-.194	-.755
0	307	-.445	.061	-.207	-.683
0	308	-.463	.054	-.278	-.691
0	309	-.454	.059	-.257	-.712
0	310	-.463	.102	-.136	-1.142
0	311	-.442	.087	-.236	-1.190
0	312	-.448	.061	-.275	-.767
0	313	-.438	.058	-.244	-.660
0	314	-.413	.052	-.232	-.622
0	315	-.407	.046	-.246	-.573
0	316	-.427	.042	-.288	-.590
0	317	-.418	.045	-.265	-.600
0	318	-.396	.045	-.249	-.594
0	319	-.469	.083	-.284	-1.112
0	320	-.488	.075	-.334	-.997
0	321	-.468	.065	-.302	-.765

WD	TAP	CPMEAN	CPRMS	CPMAX	CPMIN
0	322	-.436	.053	-.283	-.667
0	323	-.422	.048	-.275	-.611
0	324	-.440	.043	-.296	-.590
0	325	-.430	.046	-.267	-.606
0	326	-.403	.045	-.228	-.573
0	327	-.413	.045	-.271	-.580
0	328	-.505	.075	-.320	-1.008
0	329	-.495	.076	-.280	-.958
0	330	-.463	.065	-.266	-.849
0	331	-.466	.068	-.279	-1.064
0	332	-.484	.058	-.334	-.746
0	333	-.472	.059	-.302	-.735
0	334	-.442	.056	-.283	-.650
0	335	-.425	.051	-.273	-.615
0	336	-.447	.047	-.311	-.620
0	337	-.516	.094	-.257	-.984
0	338	-.488	.091	-.200	-.919
0	339	-.487	.084	-.296	-.874
0	340	-.511	.076	-.341	-.966
0	341	-.500	.082	-.314	-1.055
0	342	-.468	.075	-.268	-.883
0	343	-.464	.075	-.265	-.778
0	344	-.482	.069	-.286	-.750
0	345	-.476	.074	-.263	-.774
0	346	-.525	.103	-.211	-1.101
0	347	-.515	.104	-.180	-1.114
0	348	-.547	.096	-.219	-1.008
0	349	-.557	.110	-.284	-1.066
0	350	-.533	.109	-.275	-1.097
0	351	-.512	.107	-.213	-1.147
0	352	-.524	.098	-.263	-1.134
0	353	-.507	.102	-.194	-.952
0	354	-.479	.100	-.172	-.911
0	355	-.473	.124	-.066	-1.126
0	356	-.488	.108	-.059	-.941
0	357	-.497	.110	-.059	-.971
0	358	-.531	.115	-.101	-1.125
0	359	-.591	.130	-.219	-1.236
0	360	-.645	.141	-.305	-1.482
0	361	-.620	.150	-.239	-1.600
0	362	-.575	.136	-.221	-1.564
0	363	-.578	.138	-.182	-1.217
0	364	-.353	.136	.012	-1.197
0	365	-.341	.138	.098	-1.358
0	366	-.305	.103	.042	-.763
0	367	-.325	.110	.064	-.815
0	368	-.345	.103	.163	-.829
0	369	-.453	.135	.196	-1.239
0	370	-.641	.167	-.236	-1.456
0	371	-.715	.217	-.103	-2.573

WD	TAP	CPMEAN	CPRMS	CPMAX	CPMIN
0	372	-.687	.195	-.234	-2.193
0	373	-.190	.035	-.005	-.335
0	374	-.177	.058	.208	-.349
0	375	-.150	.074	.237	-.346
0	376	-.220	.047	.005	-.451
0	377	-.181	.043	.019	-.322
0	378	-.289	.060	-.049	-.568
0	379	-.286	.064	-.055	-.588
0	401	-.180	.060	.065	-.429
0	402	-.120	.064	.106	-.373
0	403	-.011	.089	.303	-.327
0	404	.111	.101	.449	-.240
0	405	.197	.119	.529	-.218
0	406	.358	.136	.734	-.109
0	407	.459	.167	.909	-.127
0	408	-.136	.055	.081	-.364
0	409	.005	.073	.256	-.264
0	410	.184	.093	.494	-.119
0	411	.324	.123	.690	-.066
0	412	.471	.139	.870	.037
0	413	.626	.164	1.146	.078
0	414	.642	.163	1.133	.067
0	415	-.175	.052	.006	-.345
0	416	.021	.065	.228	-.193
0	417	.234	.094	.526	-.067
0	418	.376	.107	.672	.035
0	419	.513	.139	.916	.090
0	420	.618	.154	1.134	.192
0	421	.636	.173	1.297	.089
0	422	-.223	.051	.017	-.419
0	423	-.054	.069	.300	-.290
0	424	.202	.092	.609	-.105
0	425	.366	.120	.768	-.086
0	426	.467	.133	.895	-.045
0	427	.541	.167	1.082	-.166
0	428	.534	.171	1.058	-.171
0	429	-.198	.070	.153	-.440
0	430	-.086	.075	.278	-.311
0	431	.142	.108	.593	-.157
0	432	.397	.126	.746	-.029
0	433	.389	.144	.825	-.001
0	434	.421	.158	.982	-.018
0	435	.391	.186	1.163	-.134
0	436	-.208	.085	.152	-.566
0	437	-.095	.086	.370	-.354
0	438	.045	.090	.477	-.231
0	439	.144	.115	.570	-.222
0	440	.236	.139	.684	-.171
0	441	.253	.180	.904	-.205
0	442	.154	.174	.757	-.330

APPENDIX A -- PRESSURE DATA: CONFIGURATION A ; REPUBLIC PLAZA, DENVER

WD	TAP	CPMEAN	CPRMS	CPMAX	CPMIN
0	443	-.333	.095	.063	-.693
0	444	-.161	.087	.208	-.506
0	445	-.025	.080	.381	-.280
0	446	-.005	.067	.322	-.213
0	447	.028	.090	.398	-.254
0	448	.046	.123	.586	-.362
0	449	-.013	.134	.601	-.576
0	450	-.431	.085	-.128	-.790
0	451	-.284	.078	.051	-.621
0	452	-.104	.065	.409	-.442
0	453	-.054	.064	.344	-.291
0	454	-.074	.061	.193	-.378
0	455	-.095	.082	.305	-.490
0	456	-.103	.085	.338	-.466
0	457	-.203	.064	.043	-.460
0	458	-.146	.048	.056	-.311
0	459	-.083	.052	.113	-.313
0	460	-.034	.049	.188	-.229
0	461	-.045	.051	.171	-.253
0	462	-.127	.058	.122	-.318
0	463	-.157	.068	.167	-.370
0	464	-.019	.054	.254	-.214
0	465	-.016	.046	.208	-.176
0	466	-.018	.049	.212	-.175
0	467	-.017	.048	.227	-.166
0	468	-.030	.045	.150	-.185
0	469	-.018	.063	.281	-.319
0	470	-.017	.059	.356	-.232
0	471	-.032	.055	.270	-.214
0	472	.012	.062	.360	-.148
0	473	-.002	.052	.256	-.148
0	474	-.007	.056	.332	-.174
0	475	-.010	.053	.273	-.183
0	476	-.057	.062	.240	-.359
0	477	-.085	.049	.129	-.306
0	478	-.167	.044	.023	-.357
0	601	-.233	.058	.045	-.643
0	602	-.196	.057	.037	-.645
0	603	-.251	.068	-.050	-.580
0	604	-.191	.070	.021	-.757
0	605	-.217	.080	.050	-.735
0	606	-.215	.083	.130	-.795
0	607	-.159	.050	.086	-.400
0	608	-.197	.056	.023	-.437
0	609	-.273	.090	.052	-.905
0	610	-.212	.049	-.036	-.444
0	611	-.193	.037	-.048	-.391
0	612	-.211	.050	-.033	-.470
0	613	-.161	.034	-.036	-.319
0	614	-.234	.059	.037	-.620

WD	TAP	CPMEAN	CPRMS	CPMAX	CPMIN
0	615	-.222	.057	.019	-.670
0	616	-.237	.069	.141	-.752
0	617	-.239	.080	.056	-.753
0	618	-.216	.055	.117	-.507
0	619	-.184	.052	.151	-.465
0	620	-.168	.051	.096	-.448
0	621	-.223	.065	-.016	-.607
0	622	-.206	.049	.032	-.498
0	623	-.209	.037	.055	-.391
0	624	-.213	.047	-.042	-.441
0	625	-.177	.059	.158	-.490
0	626	-.156	.050	.070	-.462
0	627	-.157	.039	.084	-.331
0	628	-.172	.044	-.013	-.563
0	629	-.171	.040	.005	-.404
0	630	-.173	.042	-.047	-.440
0	631	-.165	.036	-.041	-.349
0	632	-.174	.045	.047	-.506
0	633	-.158	.034	-.013	-.308
0	634	-.171	.036	-.010	-.349
0	635	-.142	.037	.077	-.275
0	636	-.180	.047	-.011	-.561
0	637	-.199	.039	-.054	-.425
0	638	-.312	.088	-.072	-.782
0	639	-.176	.042	-.035	-.396
0	640	-.195	.037	-.042	-.328
0	641	-.252	.077	-.009	-.696
0	642	-.166	.087	.283	-.566
0	643	-.229	.072	.064	-.636
0	644	-.217	.101	.416	-.566
0	645	-.243	.073	-.013	-.782
0	646	-.227	.046	-.062	-.494
0	647	-.262	.063	-.071	-.754
0	648	-.185	.051	.040	-.425
0	649	-.213	.070	.067	-.480
0	650	-.205	.044	-.016	-.450
0	651	-.227	.043	-.027	-.439
0	652	-.200	.058	.052	-.427
0	653	-.213	.043	-.086	-.596
0	701	-.173	.049	.065	-.319
0	702	-.214	.098	.193	-.611
0	703	-.220	.057	.018	-.426
0	704	-.202	.039	-.005	-.323
0	705	-.179	.082	.094	-.550
0	706	-.282	.135	.098	-.827
0	707	-.103	.091	.256	-.451
0	708	-.021	.085	.408	-.314
0	709	-.221	.081	.182	-.493
0	710	-.089	.067	.274	-.346
0	711	-.140	.087	.105	-.649

WD	TAP	CPMEAN	CPRMS	CPMAX	CPMIN
0	712	-.051	.069	.264	-.325
0	713	.022	.078	.368	-.235
0	714	-.290	.074	-.027	-.635
0	715	-.281	.086	.004	-.652
0	716	-.225	.041	-.045	-.397
0	717	-.240	.064	.096	-.472
0	718	-.180	.064	.083	-.367
0	719	-.202	.042	-.020	-.338
0	720	-.236	.046	.031	-.451
0	721	-.256	.039	-.096	-.414
0	722	-.305	.052	-.104	-.724
0	723	-.231	.054	-.047	-.442
0	724	-.249	.044	-.096	-.409
0	725	-.266	.043	-.130	-.487
0	726	-.254	.042	.070	-.407
0	727	-.227	.055	-.052	-.506
0	728	-.354	.109	.036	-.852
0	729	-.164	.035	.266	-.285
0	730	-.231	.045	-.066	-.404
0	731	-.225	.056	.047	-.442
0	732	-.034	.079	.378	-.487
10	1	-.411	.069	-.136	-.703
10	2	-.681	.131	-.222	-1.169
10	3	-.651	.154	-.227	-1.572
10	4	-.400	.082	-.084	-.766
10	5	-.650	.131	-.304	-1.769
10	6	-.506	.088	-.205	-.828
10	7	-.675	.156	-.060	-1.287
10	8	-.400	.127	-.069	-.925
10	9	-.203	.176	.402	-.655
10	10	-.392	.080	-.161	-.770
10	11	-.682	.116	-.129	-1.173
10	12	-.675	.109	-.375	-1.214
10	13	-.479	.134	.024	-.967
10	14	-.354	.105	.053	-.826
10	15	-.673	.097	-.280	-1.076
10	16	-.095	.125	.237	-.558
10	17	-.650	.099	-.355	-1.085
10	18	-.119	.123	.295	-.623
10	19	-.496	.134	.089	-1.025
10	20	-.666	.097	-.394	-1.397
10	101	-.435	.197	.308	-1.167
10	102	-.270	.264	.339	-1.163
10	103	-.173	.081	.065	-.626
10	104	-.247	.058	-.037	-.467
10	105	-.234	.064	.016	-.479
10	106	-.208	.056	.017	-.432
10	107	-.194	.057	-.002	-.540
10	108	-.289	.045	-.127	-.482
10	109	-.367	.050	-.172	-.578

APPENDIX A -- PRESSURE DATA: CONFIGURATION A ; REPUBLIC PLAZA, DENVER

WD	TAP	CPMEAN	CPRMS	CPMAX	CPMIN
10	110	-.272	.215	.582	-1.047
10	111	-.263	.284	.608	-1.433
10	112	.045	.157	.338	-.854
10	113	.030	.079	.273	-.491
10	114	-.010	.069	.252	-.258
10	115	-.049	.062	.185	-.280
10	116	-.129	.047	.061	-.282
10	117	-.247	.039	-.113	-.390
10	118	-.287	.037	-.157	-.439
10	119	-.265	.225	.872	-1.265
10	120	-.275	.242	.594	-1.309
10	121	.023	.232	.545	-1.187
10	122	.056	.087	.411	-.434
10	123	-.022	.063	.207	-.401
10	124	-.103	.047	.075	-.280
10	125	-.174	.044	.006	-.341
10	126	-.291	.035	-.157	-.447
10	127	-.331	.037	-.184	-.473
10	128	-.414	.188	.401	-1.110
10	129	-.393	.254	.488	-1.343
10	130	-.135	.273	.337	-1.513
10	131	-.029	.094	.241	-.814
10	132	-.096	.048	.080	-.292
10	133	-.146	.044	.043	-.308
10	134	-.212	.037	-.053	-.353
10	135	-.320	.038	-.175	-.475
10	136	-.393	.038	-.268	-.555
10	137	-.527	.189	.427	-1.533
10	138	-.508	.220	.490	-1.533
10	139	-.221	.258	.260	-1.404
10	140	-.135	.081	.092	-.623
10	141	-.149	.053	.092	-.358
10	142	-.184	.045	.002	-.340
10	143	-.250	.042	.001	-.458
10	144	-.343	.039	-.175	-.570
10	145	-.365	.050	-.180	-.719
10	146	-.638	.174	-.139	-1.644
10	147	-.633	.200	.142	-1.688
10	148	-.443	.194	.102	-1.305
10	149	-.251	.107	.026	-.910
10	150	-.220	.060	.057	-.511
10	151	-.240	.053	.039	-.439
10	152	-.304	.047	-.083	-.460
10	153	-.352	.065	-.098	-.613
10	154	-.379	.075	-.112	-.687
10	155	-.553	.175	-.079	-1.640
10	156	-.553	.148	-.173	-1.446
10	157	-.407	.141	-.039	-1.318
10	158	-.275	.086	.032	-.734
10	159	-.252	.060	-.026	-.552

WD	TAP	CPMEAN	CPRMS	CPMAX	CPMIN
10	160	-.280	.047	-.100	-.545
10	161	-.284	.053	-.066	-.613
10	162	-.326	.066	-.112	-.747
10	163	-.363	.091	-.110	-.780
10	164	-.459	.107	-.192	-1.059
10	165	-.403	.119	-.046	-1.246
10	166	-.288	.080	.027	-.690
10	167	-.235	.051	-.080	-.482
10	168	-.254	.042	-.077	-.421
10	169	-.263	.039	-.120	-.422
10	170	-.259	.037	-.136	-.411
10	171	-.302	.057	-.097	-.660
10	172	-.358	.076	-.155	-.882
10	173	-.289	.074	-.055	-.709
10	174	-.281	.077	-.063	-.692
10	175	-.192	.054	-.014	-.480
10	176	-.173	.034	-.019	-.324
10	177	-.207	.034	-.044	-.396
10	178	-.245	.034	-.072	-.357
10	179	-.239	.033	-.085	-.357
10	180	-.277	.045	-.122	-.475
10	181	-.325	.056	-.160	-.589
10	201	-.408	.051	-.224	-.579
10	202	-.430	.046	-.265	-.609
10	203	-.494	.054	-.310	-.675
10	204	-.414	.056	-.228	-.656
10	205	-.420	.064	-.199	-.738
10	206	-.448	.066	-.214	-.820
10	207	-.524	.089	-.210	-1.080
10	208	-.413	.048	-.249	-.618
10	209	-.418	.049	-.244	-.616
10	210	-.443	.046	-.283	-.637
10	211	-.504	.054	-.339	-.730
10	212	-.422	.053	-.213	-.653
10	213	-.436	.061	-.102	-.688
10	214	-.474	.063	-.229	-.772
10	215	-.517	.049	-.334	-.688
10	216	-.433	.046	-.259	-.598
10	217	-.445	.045	-.301	-.616
10	218	-.472	.043	-.331	-.675
10	219	-.536	.052	-.371	-.794
10	220	-.463	.054	-.284	-.698
10	221	-.480	.063	-.236	-.760
10	222	-.462	.047	-.303	-.644
10	223	-.523	.054	-.360	-.725
10	224	-.446	.050	-.296	-.648
10	225	-.463	.049	-.298	-.800
10	226	-.496	.049	-.346	-.883
10	227	-.573	.065	-.313	-.941
10	228	-.502	.068	-.231	-1.012

WD	TAP	CPMEAN	CPRMS	CPMAX	CPMIN
10	229	-.461	.064	-.212	-.721
10	230	-.488	.059	-.311	-.731
10	231	-.559	.069	-.381	-.851
10	232	-.490	.069	-.281	-.879
10	233	-.509	.070	-.256	-.862
10	234	-.551	.072	-.324	-.848
10	235	-.629	.092	-.310	-.967
10	236	-.477	.086	-.216	-1.075
10	237	-.492	.089	-.187	-.917
10	238	-.540	.085	-.298	-.995
10	239	-.638	.105	-.368	-1.088
10	240	-.566	.102	-.256	-.995
10	241	-.584	.101	-.279	-1.068
10	242	-.620	.096	-.308	-1.011
10	243	-.577	.158	-.171	-1.495
10	244	-.507	.155	-.161	-1.671
10	245	-.561	.171	-.234	-1.399
10	246	-.608	.144	-.133	-1.349
10	247	-.626	.136	-.147	-1.187
10	248	-.537	.132	-.032	-1.100
10	249	-.552	.131	-.035	-1.183
10	250	-.445	.116	-.179	-1.263
10	251	-.521	.135	-.221	-1.610
10	252	-.517	.154	-.161	-1.449
10	253	-.479	.144	.096	-1.314
10	254	-.367	.106	-.049	-.988
10	255	-.420	.151	.013	-1.358
10	256	-.350	.142	.033	-1.434
10	257	-.394	.091	-.199	-.954
10	258	-.420	.084	-.237	-.952
10	259	-.503	.111	-.247	-1.166
10	260	-.391	.108	-.045	-.972
10	261	-.312	.095	.007	-.855
10	262	-.309	.076	-.084	-.772
10	263	-.369	.102	-.095	-1.306
10	264	-.257	.050	-.036	-.442
10	265	-.210	.038	-.073	-.359
10	266	-.200	.040	-.018	-.341
10	267	-.192	.038	-.011	-.317
10	268	-.203	.034	-.058	-.336
10	269	-.465	.162	-.196	-1.723
10	270	-.494	.181	-.217	-1.820
10	271	-.499	.175	-.066	-1.482
10	272	-.253	.054	-.031	-.562
10	273	-.229	.057	-.026	-.496
10	274	-.192	.039	.012	-.336
10	275	-.197	.033	-.061	-.322
10	276	-.262	.052	-.109	-.538
10	277	-.282	.068	-.018	-.624
10	278	-.299	.067	-.123	-.708

APPENDIX A -- PRESSURE DATA: CONFIGURATION A : REPUBLIC PLAZA, DENVER

WD	TAP	CPMEAN	CPRMS	CPMAX	CPMIN
10	301	-.526	.151	-.099	-1.350
10	302	-.507	.156	-.109	-1.930
10	303	-.504	.124	-.056	-1.227
10	304	-.517	.094	-.192	-.912
10	305	-.515	.086	-.186	-.992
10	306	-.510	.072	-.224	-.772
10	307	-.489	.067	-.261	-.747
10	308	-.506	.057	-.297	-.714
10	309	-.497	.063	-.272	-.723
10	310	-.517	.122	-.103	-1.242
10	311	-.498	.117	-.204	-1.141
10	312	-.496	.079	-.274	-.947
10	313	-.480	.072	-.280	-.839
10	314	-.451	.060	-.269	-.701
10	315	-.451	.052	-.263	-.669
10	316	-.466	.047	-.288	-.649
10	317	-.453	.051	-.246	-.664
10	318	-.433	.052	-.233	-.655
10	319	-.520	.097	-.274	-1.114
10	320	-.535	.084	-.355	-1.208
10	321	-.506	.067	-.336	-.962
10	322	-.472	.056	-.316	-.780
10	323	-.466	.056	-.298	-.696
10	324	-.481	.049	-.322	-.680
10	325	-.466	.053	-.285	-.679
10	326	-.439	.051	-.254	-.627
10	327	-.437	.050	-.276	-.653
10	328	-.567	.102	-.336	-1.097
10	329	-.553	.107	-.291	-1.196
10	330	-.514	.084	-.318	-.970
10	331	-.500	.072	-.303	-.830
10	332	-.517	.064	-.345	-.803
10	333	-.504	.065	-.314	-.772
10	334	-.473	.063	-.278	-.750
10	335	-.475	.064	-.296	-.716
10	336	-.497	.060	-.326	-.726
10	337	-.598	.123	-.259	-1.137
10	338	-.571	.117	-.258	-1.202
10	339	-.555	.097	-.329	-.961
10	340	-.579	.090	-.361	-1.062
10	341	-.567	.096	-.310	-1.079
10	342	-.533	.090	-.273	-.929
10	343	-.528	.076	-.303	-.848
10	344	-.548	.070	-.334	-.841
10	345	-.542	.076	-.259	-.868
10	346	-.618	.132	-.180	-1.332
10	347	-.607	.124	-.231	-1.258
10	348	-.632	.107	-.338	-1.199
10	349	-.632	.121	-.340	-1.235
10	350	-.598	.113	-.305	-1.236

WD	TAP	CPMEAN	CPRMS	CPMAX	CPMIN
10	351	-.598	.114	-.284	-1.126
10	352	-.617	.098	-.309	-1.041
10	353	-.605	.103	-.289	-1.058
10	354	-.578	.102	-.269	-1.025
10	355	-.502	.128	-.132	-1.406
10	356	-.522	.112	-.174	-1.091
10	357	-.550	.126	-.080	-1.275
10	358	-.601	.127	-.165	-1.338
10	359	-.675	.139	-.307	-1.530
10	360	-.712	.134	-.382	-1.543
10	361	-.691	.133	-.306	-1.412
10	362	-.655	.123	-.297	-1.359
10	363	-.671	.135	-.278	-1.799
10	364	-.370	.112	-.015	-1.030
10	365	-.353	.113	-.001	-.939
10	366	-.324	.100	-.011	-.701
10	367	-.475	.122	-.095	-.954
10	368	-.503	.140	.076	-1.098
10	369	-.654	.152	-.025	-1.235
10	370	-.812	.183	-.344	-1.721
10	371	-.847	.189	-.350	-2.317
10	372	-.735	.169	-.286	-1.859
10	373	-.259	.050	-.015	-.517
10	374	-.223	.078	.432	-.450
10	375	-.146	.080	.478	-.392
10	376	-.228	.051	.003	-.535
10	377	-.287	.054	-.061	-.479
10	378	-.279	.063	-.040	-.547
10	379	-.290	.073	.043	-.608
10	401	-.165	.074	.100	-.422
10	402	-.051	.080	.219	-.319
10	403	.057	.105	.441	-.327
10	404	.157	.120	.577	-.306
10	405	.237	.133	.669	-.222
10	406	.398	.142	.936	-.089
10	407	.436	.164	1.019	-.122
10	408	-.116	.070	.168	-.358
10	409	.065	.091	.387	-.249
10	410	.296	.113	.683	-.079
10	411	.432	.142	.851	-.030
10	412	.541	.159	1.018	.043
10	413	.626	.174	1.181	.043
10	414	.584	.161	1.015	.001
10	415	-.113	.067	.207	-.322
10	416	.063	.087	.396	-.203
10	417	.313	.123	.716	-.029
10	418	.476	.135	.866	.124
10	419	.578	.162	1.043	.160
10	420	.590	.172	1.140	.115
10	421	.553	.169	1.035	-.098

WD	TAP	CPMEAN	CPRMS	CPMAX	CPMIN
10	422	-.147	.064	.089	-.366
10	423	.047	.088	.394	-.235
10	424	.307	.114	.777	-.032
10	425	.449	.145	.934	.080
10	426	.554	.151	.983	.151
10	427	.558	.174	1.063	.036
10	428	.454	.178	1.018	-.098
10	429	-.191	.076	.209	-.481
10	430	-.004	.078	.438	-.266
10	431	.239	.112	.868	-.075
10	432	.369	.134	.937	-.012
10	433	.459	.155	.983	.033
10	434	.460	.162	.938	-.019
10	435	.361	.184	.930	-.225
10	436	-.228	.090	.141	-.546
10	437	-.044	.097	.323	-.392
10	438	.183	.107	.601	-.114
10	439	.284	.133	.853	-.063
10	440	.319	.149	.885	-.090
10	441	.291	.169	.911	-.338
10	442	.178	.154	.743	-.341
10	443	-.286	.094	.128	-.702
10	444	-.139	.095	.361	-.466
10	445	.013	.097	.399	-.251
10	446	.083	.089	.456	-.221
10	447	.101	.100	.530	-.319
10	448	.052	.122	.687	-.358
10	449	-.042	.118	.528	-.538
10	450	-.369	.079	.001	-.661
10	451	-.237	.075	.313	-.509
10	452	-.119	.062	.278	-.328
10	453	-.067	.059	.290	-.266
10	454	-.031	.061	.236	-.334
10	455	-.065	.086	.278	-.499
10	456	-.143	.094	.266	-.576
10	457	-.193	.072	.088	-.474
10	458	-.065	.058	.226	-.266
10	459	-.007	.061	.224	-.243
10	460	-.017	.058	.188	-.248
10	461	-.022	.060	.214	-.241
10	462	-.084	.060	.214	-.354
10	463	-.133	.071	.177	-.495
10	464	.018	.064	.327	-.226
10	465	.039	.054	.264	-.144
10	466	.000	.060	.251	-.200
10	467	.020	.059	.257	-.165
10	468	.008	.059	.231	-.176
10	469	.039	.089	.568	-.336
10	470	.039	.080	.395	-.187
10	471	.032	.066	.388	-.171

APPENDIX A -- PRESSURE DATA: CONFIGURATION A ; REPUBLIC PLAZA, DENVER

WD	TAP	CPMEAN	CPRMS	CPMAX	CPMIN
10	472	.055	.093	.568	-.196
10	473	.048	.076	.456	-.144
10	474	.031	.066	.294	-.156
10	475	.048	.062	.343	-.133
10	476	-.055	.070	.235	-.343
10	477	-.073	.067	.191	-.313
10	478	-.111	.055	.091	-.304
10	601	-.333	.125	-.018	-1.156
10	602	-.228	.077	.156	-.595
10	603	-.277	.081	-.021	-.699
10	604	-.224	.080	.060	-.801
10	605	-.235	.083	.066	-.925
10	606	-.236	.078	.105	-.648
10	607	-.170	.046	.064	-.427
10	608	-.253	.052	-.051	-.513
10	609	-.314	.080	.009	-.669
10	610	-.251	.068	-.055	-.621
10	611	-.227	.046	-.109	-.479
10	612	-.280	.072	-.069	-.695
10	613	-.203	.038	-.012	-.409
10	614	-.288	.076	-.001	-.698
10	615	-.276	.073	.037	-.643
10	616	-.343	.114	.004	-1.181
10	617	-.309	.124	-.007	-1.085
10	618	-.262	.072	.112	-.624
10	619	-.192	.067	.071	-.612
10	620	-.230	.070	-.009	-.813
10	621	-.278	.102	-.001	-.831
10	622	-.263	.068	-.030	-.866
10	623	-.256	.054	-.041	-.555
10	624	-.312	.094	-.074	-1.027
10	625	-.248	.106	.166	-.898
10	626	-.191	.079	.089	-.749
10	627	-.181	.041	.015	-.488
10	628	-.249	.059	-.051	-.661
10	629	-.224	.048	-.012	-.489
10	630	-.202	.037	-.066	-.426
10	631	-.201	.044	-.037	-.567
10	632	-.243	.056	-.058	-.523
10	633	-.199	.039	-.026	-.373
10	634	-.215	.037	-.104	-.374
10	635	-.165	.034	.013	-.279
10	636	-.229	.041	-.078	-.509
10	637	-.232	.039	-.076	-.448
10	638	-.342	.096	.069	-.990
10	639	-.192	.034	-.048	-.351
10	640	-.249	.038	-.108	-.488
10	641	-.283	.082	.018	-.774
10	642	-.182	.085	.278	-.491
10	643	-.286	.098	.011	-.881

WD	TAP	CPMEAN	CPRMS	CPMAX	CPMIN
10	644	-.244	.100	.414	-.550
10	645	-.312	.098	-.037	-.884
10	646	-.267	.058	-.026	-.605
10	647	-.377	.102	-.100	-1.341
10	648	-.212	.049	.070	-.395
10	649	-.217	.071	.237	-.443
10	650	-.268	.070	.060	-.605
10	651	-.299	.072	-.012	-.735
10	652	-.222	.063	.120	-.430
10	653	-.299	.067	-.129	-.713
10	701	-.197	.050	.078	-.374
10	702	-.187	.108	.269	-.559
10	703	-.245	.060	.021	-.454
10	704	-.220	.041	-.020	-.377
10	705	-.194	.088	.073	-.534
10	706	-.366	.160	.033	-1.241
10	707	-.119	.092	.213	-.576
10	708	.006	.091	.390	-.570
10	709	-.205	.095	.137	-.543
10	710	-.075	.070	.235	-.296
10	711	-.174	.104	.104	-.784
10	712	-.020	.079	.299	-.295
10	713	.087	.100	.580	-.170
10	714	-.302	.077	-.012	-.590
10	715	-.282	.091	-.026	-.822
10	716	-.255	.038	-.107	-.394
10	717	-.230	.081	.154	-.517
10	718	-.184	.066	.152	-.366
10	719	-.232	.041	-.035	-.357
10	720	-.264	.047	-.124	-.487
10	721	-.284	.038	-.144	-.458
10	722	-.341	.051	-.153	-.634
10	723	-.252	.054	-.072	-.462
10	724	-.273	.046	-.040	-.424
10	725	-.288	.042	-.114	-.527
10	726	-.286	.047	.074	-.442
10	727	-.268	.057	-.072	-.527
10	728	-.430	.101	-.021	-.917
10	729	-.188	.036	.116	-.313
10	730	-.277	.049	-.118	-.487
10	731	-.277	.060	-.067	-.477
10	732	.009	.097	.579	-.419
20	1	-.430	.083	-.022	-.833
20	2	-.712	.161	-.130	-1.357
20	3	-.627	.118	-.229	-1.243
20	4	-.406	.104	.328	-.783
20	5	-.642	.114	-.280	-1.195
20	6	-.459	.095	-.058	-.854
20	7	-.668	.127	-.202	-1.361
20	8	-.543	.133	-.092	-1.230

WD	TAP	CPMEAN	CPRMS	CPMAX	CPMIN
20	9	-.171	.175	.382	-.741
20	10	-.444	.090	-.052	-.839
20	11	-.703	.105	-.345	-1.234
20	12	-.667	.104	-.344	-1.263
20	13	-.601	.131	-.031	-1.177
20	14	-.440	.134	.015	-.996
20	15	-.703	.098	-.363	-1.028
20	16	-.264	.138	.288	-.852
20	17	-.669	.105	-.351	-1.131
20	18	-.273	.138	.231	-.893
20	19	-.624	.112	-.209	-1.276
20	20	-.701	.097	-.417	-1.207
20	101	-.771	.206	-.281	-1.583
20	102	-.739	.204	.025	-1.654
20	103	-.421	.194	-.024	-1.271
20	104	-.349	.082	-.122	-.849
20	105	-.311	.067	-.029	-.746
20	106	-.286	.055	-.068	-.518
20	107	-.272	.054	-.080	-.701
20	108	-.347	.048	-.179	-.636
20	109	-.389	.059	-.131	-.699
20	110	-.690	.181	.125	-1.715
20	111	-.700	.171	-.048	-1.512
20	112	-.560	.276	.159	-1.450
20	113	-.177	.181	.196	-1.026
20	114	-.139	.078	.145	-1.001
20	115	-.172	.052	.057	-.579
20	116	-.239	.039	-.072	-.544
20	117	-.296	.040	-.149	-.676
20	118	-.318	.043	-.154	-.559
20	119	-.653	.168	-.104	-1.571
20	120	-.707	.155	.017	-1.532
20	121	-.587	.299	.361	-1.558
20	122	-.251	.255	.256	-1.275
20	123	-.158	.125	.195	-.915
20	124	-.208	.057	-.023	-.621
20	125	-.246	.047	-.052	-.519
20	126	-.334	.041	-.186	-.619
20	127	-.370	.046	-.204	-.582
20	128	-.724	.146	-.184	-1.393
20	129	-.707	.173	.303	-1.536
20	130	-.632	.278	.279	-1.765
20	131	-.321	.253	.261	-1.276
20	132	-.231	.113	.156	-.899
20	133	-.218	.069	.093	-.636
20	134	-.268	.049	.020	-.631
20	135	-.354	.046	-.073	-.569
20	136	-.422	.043	-.206	-.618
20	137	-.705	.173	-.124	-1.763
20	138	-.708	.185	.057	-1.861

APPENDIX A -- PRESSURE DATA: CONFIGURATION A) REPUBLIC PLAZA, DENVER

WD	TAP	CPMEAN	CPRMS	CPMAX	CPMIN
20	139	-.652	.274	.161	-1.929
20	140	-.420	.220	.116	-1.398
20	141	-.261	.135	.098	-.961
20	142	-.243	.078	.012	-.825
20	143	-.292	.059	-.007	-.689
20	144	-.380	.048	-.167	-.653
20	145	-.385	.058	-.171	-.684
20	146	-.721	.198	-.224	-1.840
20	147	-.741	.205	-.155	-2.092
20	148	-.688	.203	-.028	-1.604
20	149	-.413	.199	.048	-1.311
20	150	-.273	.111	.110	-1.159
20	151	-.258	.070	.040	-.660
20	152	-.325	.053	-.067	-.544
20	153	-.366	.067	-.141	-.611
20	154	-.400	.077	-.156	-.677
20	155	-.650	.210	-.189	-1.695
20	156	-.688	.190	-.219	-1.671
20	157	-.522	.199	.123	-1.631
20	158	-.320	.129	.143	-.875
20	159	-.263	.077	.064	-.611
20	160	-.292	.049	-.020	-.576
20	161	-.290	.052	-.079	-.529
20	162	-.331	.063	-.126	-.646
20	163	-.369	.082	-.114	-.869
20	164	-.536	.126	-.109	-1.237
20	165	-.463	.142	-.044	-1.341
20	166	-.299	.102	.020	-.951
20	167	-.220	.052	-.020	-.713
20	168	-.256	.042	-.092	-.527
20	169	-.268	.037	-.132	-.469
20	170	-.241	.035	-.106	-.448
20	171	-.285	.052	-.112	-.636
20	172	-.334	.066	-.132	-.742
20	173	-.298	.085	-.050	-.752
20	174	-.295	.088	-.001	-.740
20	175	-.183	.051	-.008	-.443
20	176	-.163	.030	-.019	-.264
20	177	-.186	.032	-.059	-.307
20	178	-.249	.031	-.073	-.375
20	179	-.246	.031	-.119	-.375
20	180	-.270	.040	-.153	-.467
20	181	-.319	.048	-.187	-.557
20	201	-.403	.063	-.163	-.677
20	202	-.431	.057	-.216	-.669
20	203	-.491	.070	-.217	-.811
20	204	-.406	.069	-.196	-.764
20	205	-.418	.077	-.168	-.879
20	206	-.474	.094	-.201	-1.338
20	207	-.561	.132	-.198	-1.928

WD	TAP	CPMEAN	CPRMS	CPMAX	CPMIN
20	208	-.409	.058	-.239	-.657
20	209	-.412	.057	-.222	-.633
20	210	-.444	.053	-.277	-.642
20	211	-.499	.062	-.295	-.727
20	212	-.417	.063	-.241	-.694
20	213	-.447	.076	-.173	-.786
20	214	-.501	.080	-.221	-.859
20	215	-.518	.055	-.329	-.745
20	216	-.432	.051	-.256	-.647
20	217	-.442	.053	-.254	-.695
20	218	-.474	.049	-.302	-.720
20	219	-.535	.060	-.347	-.829
20	220	-.466	.066	-.261	-.784
20	221	-.496	.078	-.222	-.835
20	222	-.473	.053	-.284	-.654
20	223	-.530	.060	-.316	-.759
20	224	-.449	.057	-.244	-.714
20	225	-.460	.058	-.291	-.682
20	226	-.498	.056	-.284	-.720
20	227	-.580	.076	-.331	-.907
20	228	-.516	.082	-.221	-.933
20	229	-.471	.070	-.286	-.813
20	230	-.502	.065	-.330	-.791
20	231	-.571	.075	-.381	-.930
20	232	-.494	.073	-.251	-.879
20	233	-.488	.069	-.279	-.838
20	234	-.541	.073	-.312	-.892
20	235	-.622	.094	-.303	-1.074
20	236	-.466	.085	-.177	-.968
20	237	-.482	.102	-.136	-1.094
20	238	-.533	.104	-.294	-1.331
20	239	-.612	.114	-.204	-1.329
20	240	-.538	.108	-.234	-1.110
20	241	-.565	.101	-.244	-.956
20	242	-.611	.099	-.337	-.971
20	243	-.525	.127	-.175	-1.261
20	244	-.449	.121	-.104	-1.157
20	245	-.493	.150	-.178	-1.330
20	246	-.520	.115	.010	-1.369
20	247	-.594	.136	.018	-1.256
20	248	-.518	.120	-.094	-1.033
20	249	-.518	.119	-.158	-1.098
20	250	-.390	.080	-.152	-.887
20	251	-.455	.094	-.196	-.943
20	252	-.419	.111	-.137	-1.170
20	253	-.425	.102	-.087	-1.084
20	254	-.419	.106	-.013	-1.019
20	255	-.494	.150	-.079	-1.868
20	256	-.410	.138	-.040	-1.508
20	257	-.367	.073	-.168	-.756

WD	TAP	CPMEAN	CPRMS	CPMAX	CPMIN
20	258	-.400	.070	-.236	-.761
20	259	-.472	.087	-.253	-.899
20	260	-.368	.076	-.040	-.674
20	261	-.326	.076	.046	-.702
20	262	-.353	.073	-.155	-.900
20	263	-.413	.096	-.141	-1.261
20	264	-.328	.052	-.178	-.663
20	265	-.319	.049	-.185	-.623
20	266	-.341	.055	-.179	-.655
20	267	-.318	.057	-.117	-.646
20	268	-.332	.066	-.113	-.633
20	269	-.345	.062	-.148	-.678
20	270	-.350	.060	-.191	-.613
20	271	-.351	.065	-.171	-.718
20	272	-.340	.054	-.159	-.544
20	273	-.334	.054	-.180	-.557
20	274	-.316	.058	-.095	-.592
20	275	-.319	.057	-.107	-.575
20	276	-.329	.064	-.022	-.636
20	277	-.320	.062	-.035	-.581
20	278	-.342	.060	-.069	-.593
20	301	-.587	.192	-.066	-1.745
20	302	-.557	.180	-.018	-1.892
20	303	-.523	.136	-.088	-1.256
20	304	-.550	.102	-.203	-1.265
20	305	-.563	.097	-.162	-1.140
20	306	-.543	.082	-.190	-1.039
20	307	-.534	.075	-.311	-1.002
20	308	-.550	.065	-.337	-.897
20	309	-.543	.071	-.295	-.907
20	310	-.580	.157	-.155	-1.724
20	311	-.571	.149	-.217	-1.589
20	312	-.554	.090	-.228	-1.254
20	313	-.535	.085	-.230	-1.266
20	314	-.506	.075	-.240	-.908
20	315	-.496	.064	-.320	-.821
20	316	-.505	.056	-.343	-.777
20	317	-.491	.062	-.315	-.792
20	318	-.473	.063	-.295	-.789
20	319	-.585	.133	-.191	-1.385
20	320	-.593	.109	-.237	-1.177
20	321	-.551	.084	-.308	-.957
20	322	-.508	.073	-.255	-.943
20	323	-.493	.071	-.290	-.861
20	324	-.503	.060	-.337	-.792
20	325	-.486	.062	-.304	-.737
20	326	-.457	.059	-.277	-.660
20	327	-.460	.058	-.284	-.686
20	328	-.617	.135	-.288	-1.473
20	329	-.599	.137	-.221	-1.571

APPENDIX A -- PRESSURE DATA: CONFIGURATION A ; REPUBLIC PLAZA, DENVER

WD	TAP	CPMEAN	CPRMS	CPMAX	CPMIN
20	330	-.548	.097	-.218	-1.054
20	331	-.543	.095	-.284	-1.124
20	332	-.557	.082	-.324	-1.184
20	333	-.539	.078	-.297	-.918
20	334	-.505	.071	-.262	-.778
20	335	-.502	.072	-.217	-.768
20	336	-.523	.066	-.275	-.769
20	337	-.649	.154	-.273	-1.451
20	338	-.618	.145	-.249	-1.411
20	339	-.591	.104	-.166	-1.164
20	340	-.611	.089	-.322	-1.080
20	341	-.600	.092	-.299	-1.127
20	342	-.565	.084	-.305	-1.102
20	343	-.558	.084	-.288	-1.012
20	344	-.576	.075	-.339	-.922
20	345	-.571	.082	-.304	-.942
20	346	-.643	.164	-.118	-1.541
20	347	-.612	.137	-.212	-1.202
20	348	-.641	.112	-.288	-1.341
20	349	-.649	.119	-.336	-1.249
20	350	-.625	.110	-.358	-1.269
20	351	-.640	.109	-.299	-1.370
20	352	-.658	.094	-.358	-1.165
20	353	-.647	.099	-.347	-1.125
20	354	-.621	.097	-.340	-1.089
20	355	-.505	.127	-.101	-1.380
20	356	-.535	.117	-.196	-1.060
20	357	-.581	.142	-.108	-1.310
20	358	-.640	.146	-.044	-1.274
20	359	-.706	.149	-.164	-1.433
20	360	-.740	.131	-.335	-1.490
20	361	-.724	.127	-.310	-1.286
20	362	-.691	.116	-.325	-1.269
20	363	-.697	.124	-.370	-1.427
20	364	-.384	.088	-.077	-.862
20	365	-.363	.091	.001	-.724
20	366	-.327	.095	.034	-.860
20	367	-.454	.120	-.058	-.912
20	368	-.478	.144	-.005	-1.035
20	369	-.656	.170	.034	-1.330
20	370	-.823	.180	-.355	-1.820
20	371	-.864	.198	-.326	-2.053
20	372	-.749	.175	-.363	-2.044
20	373	-.286	.049	-.020	-.530
20	374	-.218	.074	.233	-.414
20	375	-.166	.076	.241	-.394
20	376	-.234	.053	-.017	-.471
20	377	-.290	.049	-.084	-.500
20	378	-.294	.063	-.059	-.569
20	379	-.298	.073	.009	-.671

WD	TAP	CPMEAN	CPRMS	CPMAX	CPMIN
20	401	-.093	.090	.235	-.484
20	402	.053	.092	.370	-.307
20	403	.142	.116	.569	-.348
20	404	.214	.129	.683	-.232
20	405	.286	.138	.705	-.235
20	406	.399	.136	.872	-.079
20	407	.341	.151	.878	-.196
20	408	-.031	.086	.320	-.287
20	409	.179	.112	.503	-.245
20	410	.426	.127	.804	-.067
20	411	.533	.154	1.025	-.090
20	412	.597	.168	1.158	-.062
20	413	.546	.177	1.031	-.095
20	414	.415	.153	.865	-.137
20	415	-.022	.087	.340	-.310
20	416	.150	.112	.580	-.202
20	417	.417	.142	.834	-.021
20	418	.562	.145	.978	.103
20	419	.606	.165	1.119	.086
20	420	.508	.165	1.020	.035
20	421	.368	.158	.821	-.174
20	422	-.046	.078	.249	-.297
20	423	.155	.106	.542	-.155
20	424	.406	.138	.848	-.022
20	425	.504	.157	1.055	.065
20	426	.564	.155	1.025	.105
20	427	.467	.170	1.030	-.068
20	428	.273	.168	.888	-.255
20	429	-.120	.090	.240	-.405
20	430	.107	.094	.435	-.183
20	431	.338	.128	.760	-.035
20	432	.440	.147	.883	.018
20	433	.502	.175	1.080	.075
20	434	.425	.163	.940	-.011
20	435	.250	.167	.890	-.235
20	436	-.176	.100	.230	-.507
20	437	.023	.112	.503	-.341
20	438	.267	.116	.831	-.120
20	439	.349	.142	1.013	-.083
20	440	.358	.161	.943	-.127
20	441	.266	.158	.765	-.189
20	442	.138	.134	.603	-.326
20	443	-.244	.100	.161	-.602
20	444	-.107	.105	.425	-.412
20	445	.055	.097	.698	-.231
20	446	.146	.083	.646	-.089
20	447	.147	.096	.598	-.163
20	448	.059	.111	.540	-.270
20	449	-.057	.116	.501	-.462
20	450	-.339	.087	.013	-.748

WD	TAP	CPMEAN	CPRMS	CPMAX	CPMIN
20	451	-.212	.086	.134	-.544
20	452	-.101	.075	.215	-.480
20	453	-.036	.069	.304	-.302
20	454	.021	.062	.321	-.212
20	455	-.024	.084	.301	-.423
20	456	-.119	.097	.303	-.562
20	457	-.167	.073	.242	-.437
20	458	-.007	.059	.370	-.161
20	459	.048	.063	.349	-.167
20	460	.036	.062	.338	-.232
20	461	.014	.055	.215	-.171
20	462	-.030	.059	.253	-.295
20	463	-.097	.074	.250	-.416
20	464	.051	.066	.336	-.115
20	465	.077	.055	.295	-.062
20	466	.035	.061	.281	-.117
20	467	.054	.059	.283	-.101
20	468	.048	.062	.317	-.118
20	469	.060	.087	.506	-.289
20	470	.076	.080	.482	-.175
20	471	.068	.070	.506	-.187
20	472	.106	.104	.808	-.136
20	473	.092	.082	.588	-.098
20	474	.069	.068	.466	-.118
20	475	.091	.063	.413	-.076
20	476	-.014	.073	.398	-.382
20	477	-.024	.071	.287	-.292
20	478	-.059	.055	.249	-.268
20	601	-.355	.112	.052	-.913
20	602	-.268	.091	.051	-1.031
20	603	-.335	.076	-.037	-.767
20	604	-.210	.064	.157	-.520
20	605	-.252	.075	.071	-.554
20	606	-.251	.061	.004	-.550
20	607	-.174	.040	.029	-.301
20	608	-.272	.045	-.101	-.485
20	609	-.334	.072	-.061	-.724
20	610	-.289	.065	-.054	-.584
20	611	-.253	.044	-.137	-.494
20	612	-.318	.070	-.061	-.616
20	613	-.210	.037	-.087	-.398
20	614	-.340	.083	-.104	-.898
20	615	-.314	.063	-.105	-.606
20	616	-.392	.117	-.110	-1.229
20	617	-.374	.136	.051	-1.175
20	618	-.293	.083	.022	-.717
20	619	-.224	.083	.047	-.683
20	620	-.253	.074	-.035	-.714
20	621	-.322	.102	-.052	-.859
20	622	-.305	.062	.022	-.578

APPENDIX A -- PRESSURE DATA: CONFIGURATION A ; REPUBLIC PLAZA, DENVER

WD	TAP	CPMEAN	CPRMS	CPMAX	CPMIN
20	623	-.298	.051	-.151	-.578
20	624	-.378	.102	-.106	-.944
20	625	-.330	.103	.099	-.961
20	626	-.232	.097	.056	-.838
20	627	-.181	.049	-.012	-.444
20	628	-.275	.065	-.094	-.621
20	629	-.235	.043	-.105	-.470
20	630	-.198	.034	-.088	-.328
20	631	-.220	.056	-.051	-.596
20	632	-.242	.063	-.047	-.658
20	633	-.216	.040	-.045	-.426
20	634	-.234	.038	-.106	-.390
20	635	-.166	.030	-.003	-.269
20	636	-.224	.033	-.077	-.447
20	637	-.231	.035	-.096	-.398
20	638	-.316	.084	-.056	-.752
20	639	-.182	.028	-.083	-.317
20	640	-.241	.034	-.113	-.365
20	641	-.264	.070	.123	-.652
20	642	-.177	.083	.239	-.534
20	643	-.329	.100	-.060	-.872
20	644	-.239	.096	.307	-.536
20	645	-.334	.088	.267	-.698
20	646	-.301	.066	.038	-.617
20	647	-.376	.104	-.133	-.928
20	648	-.209	.049	.014	-.397
20	649	-.219	.069	.235	-.487
20	650	-.316	.077	-.057	-.698
20	651	-.300	.068	-.005	-.713
20	652	-.221	.062	.130	-.420
20	653	-.360	.070	-.168	-.689
20	701	-.202	.051	.063	-.379
20	702	-.216	.116	.253	-.589
20	703	-.219	.063	.088	-.467
20	704	-.217	.043	.051	-.372
20	705	-.196	.082	.169	-.764
20	706	-.387	.166	.045	-1.727
20	707	-.090	.089	.255	-.590
20	708	.005	.091	.428	-.618
20	709	-.177	.085	.182	-.521
20	710	-.072	.071	.297	-.395
20	711	-.208	.113	.183	-.869
20	712	.016	.079	.353	-.275
20	713	.108	.105	.558	-.149
20	714	-.312	.076	-.046	-.613
20	715	-.289	.082	-.061	-.789
20	716	-.282	.044	-.140	-.464
20	717	-.243	.073	.029	-.537
20	718	-.161	.063	.143	-.421
20	719	-.235	.043	.007	-.374

WD	TAP	CPMEAN	CPRMS	CPMAX	CPMIN
20	720	-.270	.046	-.111	-.517
20	721	-.311	.040	-.108	-.473
20	722	-.304	.046	-.131	-.485
20	723	-.254	.056	-.053	-.574
20	724	-.277	.047	-.012	-.475
20	725	-.312	.045	-.041	-.531
20	726	-.243	.046	.040	-.464
20	727	-.257	.061	-.065	-.534
20	728	-.407	.099	-.054	-.879
20	729	-.202	.036	-.002	-.321
20	730	-.225	.045	-.060	-.396
20	731	-.262	.056	-.002	-.485
20	732	.021	.102	.489	-.523
30	1	-.410	.104	.008	-.869
30	2	-.691	.177	-.043	-1.330
30	3	-.758	.128	-.375	-1.247
30	4	-.352	.143	.292	-.902
30	5	-.798	.122	-.466	-1.470
30	6	-.433	.099	-.077	-.853
30	7	-.794	.133	-.405	-1.310
30	8	-.691	.154	-.191	-1.563
30	9	-.255	.149	.286	-.696
30	10	-.504	.117	-.005	-1.061
30	11	-.851	.110	-.426	-1.461
30	12	-.797	.113	-.498	-1.343
30	13	-.738	.134	-.145	-1.203
30	14	-.519	.164	.108	-1.139
30	15	-.825	.109	-.498	-1.327
30	16	-.372	.145	.336	-.899
30	17	-.755	.112	-.452	-1.188
30	18	-.368	.147	.186	-.841
30	19	-.725	.135	-.230	-1.334
30	20	-.791	.103	-.442	-1.217
30	101	-1.016	.243	-.424	-2.205
30	102	-1.003	.221	-.438	-1.997
30	103	-.878	.235	-.180	-1.728
30	104	-.628	.187	-.229	-1.330
30	105	-.414	.131	-.020	-1.142
30	106	-.330	.083	.012	-.872
30	107	-.303	.070	.001	-.682
30	108	-.369	.061	-.152	-.632
30	109	-.404	.077	-.110	-.676
30	110	-.955	.202	-.210	-2.028
30	111	-.998	.210	-.403	-2.032
30	112	-1.042	.198	-.252	-1.866
30	113	-.706	.290	.212	-1.618
30	114	-.395	.219	.292	-1.322
30	115	-.277	.119	.106	-1.066
30	116	-.309	.069	-.049	-.770
30	117	-.338	.069	-.087	-.710

WD	TAP	CPMEAN	CPRMS	CPMAX	CPMIN
30	118	-.354	.071	-.122	-.751
30	119	-.824	.152	-.250	-1.638
30	120	-.883	.138	-.370	-1.597
30	121	-.871	.195	-.002	-1.999
30	122	-.750	.280	.162	-2.057
30	123	-.530	.278	.174	-1.565
30	124	-.395	.178	.025	-1.217
30	125	-.323	.133	.076	-1.049
30	126	-.352	.091	-.016	-.810
30	127	-.367	.079	.031	-.955
30	128	-.855	.158	-.360	-1.787
30	129	-.829	.185	-.272	-1.932
30	130	-.830	.226	.010	-2.228
30	131	-.749	.293	.166	-1.839
30	132	-.579	.247	-.003	-1.535
30	133	-.407	.205	.171	-1.428
30	134	-.353	.144	.082	-1.216
30	135	-.379	.102	.011	-.913
30	136	-.435	.077	-.126	-.891
30	137	-.858	.199	-.313	-1.858
30	138	-.855	.205	-.293	-1.971
30	139	-.880	.249	-.045	-1.972
30	140	-.751	.270	-.031	-1.699
30	141	-.499	.255	.202	-1.590
30	142	-.371	.177	.196	-1.304
30	143	-.344	.121	.098	-1.048
30	144	-.402	.079	-.093	-.834
30	145	-.393	.082	-.102	-.810
30	146	-.843	.235	-.329	-2.445
30	147	-.882	.255	-.253	-2.391
30	148	-.897	.245	-.154	-2.326
30	149	-.623	.269	.176	-1.724
30	150	-.400	.192	.183	-1.568
30	151	-.310	.123	.272	-.953
30	152	-.345	.079	.102	-.678
30	153	-.361	.082	.027	-.676
30	154	-.387	.082	.036	-.769
30	155	-.770	.232	-.158	-2.034
30	156	-.830	.217	-.270	-1.989
30	157	-.693	.256	.016	-1.876
30	158	-.437	.196	.147	-1.483
30	159	-.317	.115	.136	-.971
30	160	-.329	.067	-.000	-.716
30	161	-.316	.066	.034	-.596
30	162	-.352	.069	-.055	-.647
30	163	-.390	.081	-.080	-.780
30	164	-.730	.194	-.118	-1.748
30	165	-.654	.243	-.051	-2.082
30	166	-.401	.195	.201	-1.402
30	167	-.219	.073	.105	-.627

APPENDIX A -- PRESSURE DATA: CONFIGURATION A ; REPUBLIC PLAZA, DENVER

WD	TAP	CPMEAN	CPRMS	CPMAX	CPMIN
30	168	-.252	.046	-.057	-.464
30	169	-.264	.041	-.116	-.491
30	170	-.235	.035	-.123	-.384
30	171	-.282	.047	-.104	-.514
30	172	-.332	.056	-.134	-.611
30	173	-.304	.100	.062	-.902
30	174	-.288	.108	.111	-.875
30	175	-.218	.065	-.010	-.737
30	176	-.189	.032	-.028	-.352
30	177	-.168	.034	-.039	-.298
30	178	-.280	.032	-.138	-.396
30	179	-.279	.031	-.168	-.398
30	180	-.265	.038	-.135	-.442
30	181	-.313	.043	-.186	-.569
30	201	-.390	.090	-.072	-.822
30	202	-.420	.082	-.140	-.820
30	203	-.475	.097	-.112	-.987
30	204	-.394	.094	-.062	-.907
30	205	-.424	.104	-.074	-1.011
30	206	-.500	.117	-.145	-1.212
30	207	-.591	.163	-.115	-1.561
30	208	-.401	.088	-.124	-.875
30	209	-.407	.089	-.079	-.888
30	210	-.443	.082	-.157	-.909
30	211	-.500	.096	-.216	-1.177
30	212	-.429	.095	-.139	-1.019
30	213	-.467	.112	-.152	-1.256
30	214	-.532	.115	-.180	-1.293
30	215	-.491	.088	-.148	-1.200
30	216	-.407	.080	-.089	-.965
30	217	-.410	.072	-.199	-.820
30	218	-.439	.062	-.248	-.686
30	219	-.488	.069	-.255	-.777
30	220	-.430	.077	-.156	-.776
30	221	-.478	.098	-.167	-.861
30	222	-.449	.071	-.193	-.833
30	223	-.500	.080	-.190	-.920
30	224	-.419	.070	-.181	-.793
30	225	-.414	.062	-.209	-.736
30	226	-.448	.058	-.256	-.683
30	227	-.528	.087	-.198	-.865
30	228	-.478	.103	-.116	-.858
30	229	-.423	.081	-.187	-.788
30	230	-.454	.074	-.248	-.767
30	231	-.511	.084	-.276	-.883
30	232	-.431	.078	-.216	-.786
30	233	-.444	.078	-.199	-.822
30	234	-.506	.090	-.203	-.858
30	235	-.589	.123	-.174	-1.143
30	236	-.425	.085	-.198	-.870
30	237	-.431	.093	-.179	-.930
30	238	-.473	.092	-.263	-1.053
30	239	-.529	.097	-.320	-1.026
30	240	-.461	.093	-.206	-.942
30	241	-.483	.101	-.189	-1.006
30	242	-.530	.105	-.238	-1.063
30	243	-.488	.094	-.218	-1.042
30	244	-.411	.090	-.163	-1.024
30	245	-.435	.099	-.167	-1.180
30	246	-.460	.080	-.258	-1.081
30	247	-.531	.107	-.205	-1.021
30	248	-.446	.100	-.186	-1.027
30	249	-.437	.097	-.194	-.982
30	250	-.382	.060	-.203	-.689
30	251	-.437	.071	-.247	-.865
30	252	-.374	.070	-.136	-.808
30	253	-.389	.072	-.184	-.749
30	254	-.427	.085	-.195	-.977
30	255	-.490	.118	-.138	-1.369
30	256	-.401	.109	-.094	-1.064
30	257	-.341	.054	-.184	-.597
30	258	-.376	.051	-.243	-.653
30	259	-.434	.062	-.278	-.772
30	260	-.339	.054	-.173	-.630
30	261	-.336	.061	-.133	-.594
30	262	-.388	.069	-.165	-.863
30	263	-.439	.086	-.190	-1.130
30	264	-.332	.045	-.196	-.562
30	265	-.328	.041	-.186	-.512
30	266	-.343	.045	-.172	-.529
30	267	-.327	.047	-.111	-.530
30	268	-.335	.052	-.154	-.615
30	269	-.344	.054	-.161	-.603
30	270	-.353	.054	-.219	-.588
30	271	-.347	.053	-.195	-.739
30	272	-.342	.049	-.172	-.564
30	273	-.332	.047	-.161	-.539
30	274	-.329	.050	-.173	-.534
30	275	-.335	.047	-.202	-.514
30	276	-.354	.059	-.139	-.686
30	277	-.328	.050	-.152	-.513
30	278	-.355	.047	-.183	-.554
30	301	-.638	.268	.131	-2.047
30	302	-.619	.274	.185	-2.991
30	303	-.603	.209	.056	-1.891
30	304	-.651	.158	-.140	-1.733
30	305	-.684	.141	-.050	-1.715
30	306	-.655	.102	-.207	-1.158
30	307	-.619	.096	-.340	-1.172
30	308	-.628	.081	-.385	-1.241
30	309	-.624	.089	-.304	-1.263
30	310	-.640	.214	-.113	-1.837
30	311	-.614	.192	.052	-1.726
30	312	-.593	.119	.013	-1.133
30	313	-.602	.120	-.133	-1.245
30	314	-.595	.112	-.247	-1.227
30	315	-.584	.107	-.245	-1.228
30	316	-.581	.086	-.313	-1.105
30	317	-.565	.090	-.279	-1.092
30	318	-.551	.092	-.263	-1.095
30	319	-.678	.222	-.052	-1.910
30	320	-.680	.181	-.088	-1.597
30	321	-.622	.135	.023	-1.278
30	322	-.582	.130	-.102	-1.384
30	323	-.580	.123	-.262	-1.559
30	324	-.580	.096	-.300	-1.171
30	325	-.556	.091	-.268	-1.070
30	326	-.523	.086	-.272	-1.034
30	327	-.515	.093	-.182	-1.146
30	328	-.686	.221	-.140	-1.919
30	329	-.664	.220	-.033	-1.975
30	330	-.606	.158	.071	-1.532
30	331	-.607	.153	-.191	-1.525
30	332	-.623	.125	-.335	-1.400
30	333	-.596	.112	-.308	-1.110
30	334	-.552	.093	-.272	-1.059
30	335	-.548	.096	-.229	-1.245
30	336	-.566	.087	-.289	-1.055
30	337	-.659	.232	-.050	-2.123
30	338	-.629	.214	.010	-1.823
30	339	-.631	.159	.130	-1.358
30	340	-.677	.142	-.228	-1.374
30	341	-.684	.148	-.324	-1.543
30	342	-.644	.125	-.265	-1.274
30	343	-.614	.113	-.245	-1.200
30	344	-.625	.099	-.355	-1.081
30	345	-.619	.107	-.333	-1.121
30	346	-.599	.204	-.064	-1.615
30	347	-.597	.181	-.074	-1.607
30	348	-.643	.153	-.197	-1.374
30	349	-.690	.164	-.118	-1.406
30	350	-.695	.151	-.223	-1.445
30	351	-.699	.151	-.292	-1.592
30	352	-.709	.124	-.370	-1.575
30	353	-.694	.123	-.348	-1.458
30	354	-.667	.120	-.324	-1.395
30	355	-.459	.123	-.076	-1.124
30	356	-.487	.123	-.081	-1.039
30	357	-.535	.161	-.082	-1.144
30	358	-.607	.173	-.106	-1.312

APPENDIX A -- PRESSURE DATA: CONFIGURATION A ; REPUBLIC PLAZA, DENVER

WD	TAP	CPMEAN	CPRMS	CPMAX	CPMIN
30	359	-.695	.186	-.104	-1.581
30	360	-.777	.163	-.232	-1.556
30	361	-.790	.172	-.283	-2.163
30	362	-.752	.152	-.368	-1.725
30	363	-.735	.143	-.366	-2.096
30	364	-.378	.067	-.121	-.650
30	365	-.356	.068	-.059	-.734
30	366	-.305	.071	-.048	-.696
30	367	-.383	.101	-.057	-.901
30	368	-.385	.143	.055	-.997
30	369	-.562	.202	-.025	-1.357
30	370	-.827	.236	-.081	-2.300
30	371	-.907	.246	-.161	-2.701
30	372	-.788	.219	-.223	-2.472
30	373	-.292	.050	-.054	-.607
30	374	-.186	.077	.294	-.405
30	375	-.117	.092	.414	-.373
30	376	-.200	.061	.072	-.402
30	377	-.269	.051	-.043	-.499
30	378	-.274	.072	.030	-.620
30	379	-.301	.079	.016	-.738
30	401	-.017	.107	.339	-.525
30	402	.140	.104	.484	-.345
30	403	.194	.125	.659	-.269
30	404	.233	.135	.857	-.213
30	405	.271	.147	.747	-.398
30	406	.312	.131	.687	-.257
30	407	.178	.141	.625	-.502
30	408	.053	.113	.423	-.353
30	409	.249	.133	.730	-.180
30	410	.475	.142	.919	.039
30	411	.544	.167	1.057	.059
30	412	.554	.179	1.161	.035
30	413	.458	.160	.948	-.148
30	414	.253	.126	.697	-.257
30	415	.056	.106	.407	-.332
30	416	.244	.130	.681	-.199
30	417	.521	.165	1.014	.035
30	418	.633	.158	1.081	.164
30	419	.627	.172	1.114	.064
30	420	.435	.157	.862	-.112
30	421	.183	.146	.691	-.293
30	422	.016	.101	.331	-.360
30	423	.216	.133	.608	-.207
30	424	.440	.162	.925	-.020
30	425	.523	.169	1.001	.021
30	426	.538	.155	.960	.051
30	427	.366	.161	.893	-.147
30	428	.120	.150	.723	-.450
30	429	-.071	.120	.473	-.525

WD	TAP	CPMEAN	CPRMS	CPMAX	CPMIN
30	430	.168	.121	.649	-.214
30	431	.386	.159	1.052	-.073
30	432	.462	.177	1.176	-.054
30	433	.437	.171	1.060	-.058
30	434	.310	.144	.799	-.121
30	435	.106	.150	.706	-.370
30	436	-.157	.110	.278	-.606
30	437	.040	.121	.537	-.378
30	438	.274	.130	.802	-.097
30	439	.344	.158	.929	-.039
30	440	.337	.170	.907	-.104
30	441	.208	.160	.816	-.217
30	442	.056	.133	.630	-.369
30	443	-.206	.102	.268	-.631
30	444	-.065	.105	.403	-.430
30	445	.116	.122	.735	-.197
30	446	.204	.114	.697	-.116
30	447	.193	.128	.683	-.159
30	448	.068	.125	.537	-.350
30	449	-.092	.109	.390	-.410
30	450	-.290	.081	.109	-.608
30	451	-.165	.077	.205	-.430
30	452	-.058	.073	.288	-.333
30	453	-.002	.076	.429	-.249
30	454	.054	.066	.407	-.157
30	455	-.001	.083	.467	-.353
30	456	-.116	.099	.480	-.691
30	457	-.138	.074	.160	-.410
30	458	.023	.059	.293	-.166
30	459	.082	.067	.364	-.113
30	460	.068	.065	.321	-.129
30	461	.057	.066	.331	-.136
30	462	.010	.062	.271	-.250
30	463	-.072	.078	.265	-.406
30	464	.059	.069	.335	-.143
30	465	.088	.057	.316	-.057
30	466	.047	.065	.312	-.149
30	467	.062	.064	.322	-.140
30	468	.057	.066	.363	-.134
30	469	.079	.090	.492	-.314
30	470	.083	.082	.505	-.152
30	471	.082	.073	.389	-.148
30	472	.115	.103	.636	-.189
30	473	.100	.085	.494	-.110
30	474	.092	.073	.431	-.127
30	475	.118	.069	.398	-.069
30	476	-.001	.078	.310	-.322
30	477	.008	.071	.309	-.195
30	478	-.028	.058	.219	-.216
30	601	-.352	.104	-.006	-.902

WD	TAP	CPMEAN	CPRMS	CPMAX	CPMIN
30	602	-.278	.084	.095	-.750
30	603	-.359	.070	-.096	-.777
30	604	-.202	.064	.130	-.461
30	605	-.252	.072	.081	-.512
30	606	-.262	.058	-.037	-.527
30	607	-.171	.042	.042	-.379
30	608	-.277	.046	-.093	-.508
30	609	-.345	.070	-.077	-.767
30	610	-.308	.058	-.086	-.625
30	611	-.263	.039	-.134	-.440
30	612	-.333	.063	-.086	-.671
30	613	-.221	.036	-.091	-.430
30	614	-.376	.084	-.118	-1.039
30	615	-.325	.050	-.143	-.585
30	616	-.400	.088	-.149	-1.607
30	617	-.396	.122	.071	-1.097
30	618	-.328	.099	.017	-1.003
30	619	-.270	.096	-.017	-.825
30	620	-.275	.076	.004	-.627
30	621	-.338	.090	-.061	-.807
30	622	-.333	.062	-.104	-1.694
30	623	-.309	.041	-.121	-.544
30	624	-.404	.092	-.093	-.829
30	625	-.349	.078	.018	-.628
30	626	-.257	.083	.047	-.582
30	627	-.181	.043	-.032	-.399
30	628	-.279	.056	-.124	-.541
30	629	-.237	.037	-.103	-.424
30	630	-.209	.034	-.072	-.408
30	631	-.250	.067	-.037	-.662
30	632	-.250	.066	-.026	-.601
30	633	-.240	.043	-.024	-.472
30	634	-.244	.035	-.129	-.385
30	635	-.179	.028	-.037	-.293
30	636	-.231	.032	-.110	-.380
30	637	-.244	.037	-.105	-.405
30	638	-.343	.087	.033	-.733
30	639	-.191	.026	-.094	-.309
30	640	-.252	.035	-.112	-.403
30	641	-.287	.075	.051	-.658
30	642	-.186	.082	.168	-.511
30	643	-.343	.088	-.055	-.734
30	644	-.223	.096	.296	-.704
30	645	-.339	.084	-.048	-.688
30	646	-.272	.089	.271	-.597
30	647	-.370	.094	.001	-.973
30	648	-.205	.050	.056	-.398
30	649	-.183	.074	.220	-.514
30	650	-.336	.069	-.050	-.803
30	651	-.330	.063	-.117	-.639

APPENDIX A -- PRESSURE DATA: CONFIGURATION A ; REPUBLIC PLAZA, DENVER

WD	TAP	CPMEAN	CPRMS	CPMAX	CPMIN
30	652	-.195	.069	.239	-.398
30	653	-.381	.061	-.219	-.736
30	701	-.192	.053	.010	-.403
30	702	-.146	.125	.317	-.639
30	703	-.209	.074	.161	-.542
30	704	-.213	.045	.037	-.368
30	705	-.177	.095	.261	-.587
30	706	-.472	.210	.040	-1.419
30	707	-.055	.086	.270	-.403
30	708	.066	.099	.588	-.373
30	709	-.152	.082	.133	-.510
30	710	-.037	.074	.334	-.270
30	711	-.172	.106	.241	-.653
30	712	.066	.085	.522	-.201
30	713	.152	.110	.651	-.099
30	714	-.283	.078	-.028	-.595
30	715	-.274	.083	.031	-.647
30	716	-.271	.044	-.115	-.447
30	717	-.211	.072	.056	-.503
30	718	-.124	.068	.185	-.480
30	719	-.228	.040	-.025	-.382
30	720	-.259	.052	-.076	-.537
30	721	-.294	.040	-.163	-.436
30	722	-.281	.044	-.139	-.498
30	723	-.255	.052	-.065	-.482
30	724	-.264	.043	-.117	-.464
30	725	-.293	.044	-.154	-.542
30	726	-.243	.044	-.030	-.424
30	727	-.294	.066	-.067	-.623
30	728	-.458	.103	-.136	-1.037
30	729	-.201	.040	.146	-.346
30	730	-.247	.059	-.083	-.476
30	731	-.293	.066	-.076	-.560
30	732	.078	.101	.556	-.377
40	1	-.395	.157	.234	-1.041
40	2	-.776	.182	.266	-1.677
40	3	-.801	.118	-.410	-1.360
40	4	-.339	.179	.338	-.957
40	5	-.806	.116	-.481	-1.350
40	6	-.497	.153	.127	-1.041
40	7	-.841	.123	-.455	-1.384
40	8	-.801	.159	-.325	-1.758
40	9	-.381	.162	.208	-1.087
40	10	-.610	.168	-.102	-1.208
40	11	-.880	.109	-.542	-1.401
40	12	-.805	.110	-.469	-1.222
40	13	-.799	.148	-.307	-1.484
40	14	-.556	.181	.177	-1.176
40	15	-.872	.101	-.514	-1.257
40	16	-.423	.180	.272	-1.231
40	17	-.785	.106	-.439	-1.133
40	18	-.416	.186	.401	-1.371
40	19	-.788	.178	-.084	-1.590
40	20	-.811	.103	-.492	-1.188
40	101	-.828	.147	-.421	-1.669
40	102	-.827	.150	-.415	-1.655
40	103	-.860	.151	-.414	-2.035
40	104	-.903	.165	-.145	-1.740
40	105	-.733	.229	.115	-1.669
40	106	-.542	.228	.076	-1.607
40	107	-.442	.225	.132	-1.968
40	108	-.435	.170	.015	-1.953
40	109	-.419	.170	.174	-1.819
40	110	-.819	.144	-.417	-1.338
40	111	-.812	.144	-.369	-1.382
40	112	-.885	.141	-.459	-1.545
40	113	-.848	.182	-.113	-1.644
40	114	-.746	.224	.002	-1.653
40	115	-.582	.233	.100	-1.650
40	116	-.477	.181	.088	-1.193
40	117	-.391	.164	.108	-1.212
40	118	-.395	.157	.074	-1.364
40	119	-.763	.151	-.362	-1.471
40	120	-.817	.137	-.454	-1.485
40	121	-.805	.168	-.307	-1.852
40	122	-.824	.200	.097	-1.760
40	123	-.759	.245	.092	-1.585
40	124	-.663	.226	.109	-1.386
40	125	-.496	.224	.197	-1.334
40	126	-.450	.216	.273	-1.453
40	127	-.472	.241	.192	-1.821
40	128	-.873	.176	-.398	-2.285
40	129	-.836	.198	-.289	-2.541
40	130	-.860	.219	-.187	-2.379
40	131	-.863	.243	.162	-1.834
40	132	-.803	.236	.147	-1.634
40	133	-.601	.256	.194	-1.537
40	134	-.472	.220	.120	-1.461
40	135	-.423	.189	.135	-1.662
40	136	-.467	.175	-.069	-1.718
40	137	-.870	.219	-.319	-2.275
40	138	-.870	.226	-.243	-2.389
40	139	-.921	.267	-.096	-2.390
40	140	-.894	.257	-.145	-2.093
40	141	-.655	.276	.087	-1.591
40	142	-.470	.223	.066	-1.392
40	143	-.371	.164	.132	-1.144
40	144	-.382	.099	-.053	-.846
40	145	-.354	.099	-.009	-.978
40	146	-.932	.276	-.205	-2.629
40	147	-.930	.286	-.272	-2.298
40	148	-.951	.297	-.180	-2.404
40	149	-.642	.293	.245	-1.947
40	150	-.384	.190	.212	-1.228
40	151	-.276	.121	.279	-1.020
40	152	-.300	.079	.099	-.709
40	153	-.303	.071	.054	-.673
40	154	-.327	.066	-.008	-.673
40	155	-.746	.259	-.129	-2.509
40	156	-.808	.244	-.241	-2.417
40	157	-.680	.276	.141	-1.837
40	158	-.423	.197	.202	-1.445
40	159	-.298	.113	.137	-.851
40	160	-.298	.068	.088	-.641
40	161	-.274	.062	.039	-.624
40	162	-.303	.057	-.021	-.566
40	163	-.331	.060	-.114	-.622
40	164	-.688	.191	-.188	-1.720
40	165	-.634	.229	-.007	-2.130
40	166	-.410	.198	.230	-1.545
40	167	-.244	.101	.186	-.785
40	168	-.246	.059	.080	-.592
40	169	-.257	.043	.001	-.479
40	170	-.227	.032	-.101	-.377
40	171	-.279	.040	-.142	-.498
40	172	-.324	.047	-.199	-.585
40	173	-.339	.122	.082	-1.098
40	174	-.330	.142	.148	-1.184
40	175	-.203	.077	.255	-.746
40	176	-.182	.034	-.032	-.307
40	177	-.175	.033	-.058	-.277
40	178	-.271	.031	-.167	-.402
40	179	-.271	.030	-.177	-.393
40	180	-.268	.035	-.161	-.451
40	181	-.307	.040	-.177	-.565
40	201	-.421	.131	.007	-1.112
40	202	-.452	.116	-.072	-1.063
40	203	-.503	.134	-.097	-1.300
40	204	-.415	.119	.005	-1.181
40	205	-.437	.132	-.042	-2.034
40	206	-.496	.132	-.118	-1.382
40	207	-.566	.169	-.069	-2.131
40	208	-.428	.136	-.022	-1.406
40	209	-.424	.118	-.079	-.991
40	210	-.458	.102	-.161	-.920
40	211	-.510	.111	-.226	-1.119
40	212	-.428	.107	-.137	-.966
40	213	-.445	.121	-.050	-1.031
40	214	-.497	.120	-.110	-1.004
40	215	-.507	.136	-.134	-1.140

APPENDIX A -- PRESSURE DATA: CONFIGURATION A ; REPUBLIC PLAZA, DENVER

WD	TAP	CPMEAN	CPRMS	CPMAX	CPMIN
40	216	-.405	.115	-.072	-1.094
40	217	-.402	.097	-.126	-1.117
40	218	-.420	.070	-.187	-.851
40	219	-.477	.089	-.200	-1.046
40	220	-.422	.107	-.042	-.869
40	221	-.454	.134	-.065	-1.169
40	222	-.442	.108	-.118	-.930
40	223	-.483	.114	-.131	-1.036
40	224	-.382	.086	-.152	-.817
40	225	-.391	.072	-.163	-.744
40	226	-.431	.076	-.228	-.966
40	227	-.516	.124	-.152	-1.188
40	228	-.456	.143	-.052	-1.159
40	229	-.392	.088	-.134	-.848
40	230	-.424	.078	-.200	-.835
40	231	-.477	.086	-.249	-.954
40	232	-.388	.074	-.167	-.822
40	233	-.403	.086	-.092	-1.023
40	234	-.460	.102	-.179	-1.252
40	235	-.530	.140	-.173	-1.785
40	236	-.388	.081	-.147	-.921
40	237	-.397	.085	-.196	-.984
40	238	-.437	.080	-.243	-.999
40	239	-.488	.086	-.236	-1.096
40	240	-.410	.087	-.170	-.871
40	241	-.426	.094	-.196	-.902
40	242	-.467	.098	-.210	-.876
40	243	-.460	.081	-.249	-.897
40	244	-.378	.077	-.180	-.799
40	245	-.399	.089	-.171	-1.127
40	246	-.426	.072	-.235	-.802
40	247	-.484	.087	-.226	-.873
40	248	-.401	.090	-.075	-.869
40	249	-.391	.086	-.181	-.816
40	250	-.373	.049	-.253	-.692
40	251	-.424	.056	-.291	-.829
40	252	-.347	.053	-.220	-.789
40	253	-.352	.048	-.193	-.586
40	254	-.392	.050	-.256	-.680
40	255	-.441	.063	-.276	-.813
40	256	-.352	.059	-.185	-.724
40	257	-.325	.047	-.196	-.569
40	258	-.360	.045	-.246	-.659
40	259	-.413	.053	-.241	-.753
40	260	-.326	.046	-.170	-.612
40	261	-.341	.047	-.154	-.588
40	262	-.389	.054	-.248	-.738
40	263	-.439	.065	-.265	-.884
40	264	-.327	.043	-.207	-.499
40	265	-.336	.040	-.213	-.502

WD	TAP	CPMEAN	CPRMS	CPMAX	CPMIN
40	266	-.336	.043	-.192	-.514
40	267	-.324	.045	-.172	-.520
40	268	-.334	.046	-.151	-.618
40	269	-.330	.047	-.193	-.678
40	270	-.333	.047	-.177	-.534
40	271	-.350	.046	-.215	-.657
40	272	-.336	.043	-.199	-.559
40	273	-.325	.042	-.160	-.544
40	274	-.336	.049	-.172	-.585
40	275	-.351	.047	-.208	-.570
40	276	-.357	.057	-.083	-.746
40	277	-.333	.047	-.151	-.564
40	278	-.370	.050	-.171	-.631
40	301	-.523	.260	.154	-1.797
40	302	-.521	.281	.188	-2.487
40	303	-.582	.276	.259	-1.999
40	304	-.715	.227	.072	-2.508
40	305	-.802	.213	.093	-2.186
40	306	-.782	.160	-.233	-1.830
40	307	-.732	.129	-.326	-1.560
40	308	-.734	.108	-.387	-1.426
40	309	-.726	.118	-.365	-1.503
40	310	-.525	.250	.091	-1.773
40	311	-.555	.236	.255	-1.627
40	312	-.603	.185	.160	-1.492
40	313	-.707	.202	.152	-1.689
40	314	-.762	.179	-.028	-1.731
40	315	-.756	.170	-.213	-1.671
40	316	-.733	.132	-.323	-1.562
40	317	-.700	.133	-.325	-1.395
40	318	-.690	.135	-.305	-1.427
40	319	-.603	.299	.159	-2.141
40	320	-.610	.239	.072	-1.788
40	321	-.602	.218	.125	-1.546
40	322	-.659	.223	.064	-1.677
40	323	-.720	.220	-.006	-1.843
40	324	-.739	.178	-.196	-1.632
40	325	-.697	.174	-.123	-1.809
40	326	-.652	.163	-.138	-2.651
40	327	-.623	.139	-.246	-1.242
40	328	-.611	.269	-.044	-2.056
40	329	-.586	.269	.127	-2.162
40	330	-.573	.224	.278	-1.600
40	331	-.669	.231	.172	-1.730
40	332	-.754	.202	-.003	-1.762
40	333	-.750	.214	-.174	-1.926
40	334	-.699	.189	-.242	-1.935
40	335	-.687	.178	-.228	-1.501
40	336	-.704	.163	-.297	-1.410
40	337	-.533	.246	-.015	-1.885

WD	TAP	CPMEAN	CPRMS	CPMAX	CPMIN
40	338	-.597	.235	.060	-2.037
40	339	-.536	.218	.089	-1.464
40	340	-.654	.209	-.031	-1.636
40	341	-.742	.228	.021	-1.714
40	342	-.770	.231	-.041	-2.250
40	343	-.768	.231	-.239	-2.289
40	344	-.767	.192	-.330	-1.911
40	345	-.757	.206	-.287	-2.103
40	346	-.441	.186	-.039	-1.521
40	347	-.441	.165	.078	-1.512
40	348	-.499	.167	.035	-1.221
40	349	-.581	.214	.030	-1.566
40	350	-.661	.228	.017	-1.767
40	351	-.740	.223	-.050	-1.751
40	352	-.807	.209	-.108	-1.944
40	353	-.789	.217	-.215	-2.074
40	354	-.756	.206	-.338	-1.888
40	355	-.364	.096	-.054	-.846
40	356	-.379	.097	-.080	-.833
40	357	-.394	.145	.024	-1.305
40	358	-.439	.182	.132	-1.236
40	359	-.540	.215	.128	-1.627
40	360	-.695	.212	-.038	-1.650
40	361	-.803	.252	-.143	-2.229
40	362	-.782	.230	-.257	-2.187
40	363	-.788	.222	-.326	-2.348
40	364	-.332	.049	-.123	-.618
40	365	-.313	.056	-.073	-.700
40	366	-.266	.065	-.003	-.608
40	367	-.367	.095	-.016	-.834
40	368	-.352	.130	.060	-.941
40	369	-.540	.187	-.035	-1.478
40	370	-.858	.246	-.077	-2.079
40	371	-.962	.258	-.074	-2.453
40	372	-.831	.228	-.155	-1.925
40	373	-.273	.045	-.037	-.459
40	374	-.120	.108	.348	-.457
40	375	-.085	.098	.352	-.362
40	376	-.173	.077	.166	-.417
40	377	-.246	.064	.023	-.445
40	378	-.250	.085	.102	-.524
40	379	-.299	.093	.087	-.917
40	401	.022	.122	.471	-.450
40	402	.137	.117	.597	-.213
40	403	.211	.134	.669	-.281
40	404	.222	.142	.727	-.274
40	405	.234	.138	.765	-.386
40	406	.233	.118	.747	-.315
40	407	.079	.122	.626	-.522
40	408	.101	.124	.483	-.373

APPENDIX A -- PRESSURE DATA: CONFIGURATION A ; REPUBLIC PLAZA, DENVER

WD	TAP	CPMEAN	CPRMS	CPMAX	CPMIN
40	409	.328	.140	.821	-.092
40	410	.537	.138	1.015	.120
40	411	.567	.157	1.088	.109
40	412	.529	.139	1.063	.028
40	413	.363	.149	.858	-.197
40	414	.153	.113	.545	-.263
40	415	.103	.130	.485	-.407
40	416	.316	.149	.770	-.211
40	417	.520	.164	1.008	-.048
40	418	.591	.150	1.027	.042
40	419	.537	.159	.992	-.032
40	420	.306	.142	.795	-.226
40	421	.070	.123	.601	-.354
40	422	.058	.114	.419	-.362
40	423	.272	.148	.736	-.202
40	424	.480	.177	1.024	-.050
40	425	.530	.183	1.076	-.046
40	426	.507	.162	.977	.068
40	427	.282	.157	.803	-.199
40	428	.020	.144	.498	-.535
40	429	-.034	.144	.596	-.535
40	430	.224	.136	.821	-.201
40	431	.414	.165	1.092	-.029
40	432	.449	.171	1.091	-.002
40	433	.390	.172	.983	-.131
40	434	.216	.135	.664	-.289
40	435	-.014	.141	.576	-.699
40	436	-.116	.147	.516	-.737
40	437	.113	.154	.674	-.386
40	438	.330	.145	.809	-.099
40	439	.357	.161	.915	-.106
40	440	.305	.161	.899	-.099
40	441	.123	.138	.753	-.249
40	442	-.043	.112	.426	-.398
40	443	-.141	.136	.505	-.718
40	444	.010	.142	.747	-.428
40	445	.159	.132	.728	-.244
40	446	.223	.111	.709	-.113
40	447	.181	.122	.715	-.178
40	448	.028	.114	.640	-.376
40	449	-.122	.101	.280	-.631
40	450	-.250	.094	.308	-.624
40	451	-.128	.090	.332	-.446
40	452	-.017	.077	.374	-.306
40	453	.030	.082	.388	-.261
40	454	.083	.077	.417	-.158
40	455	.005	.090	.339	-.407
40	456	-.120	.099	.329	-.712
40	457	-.109	.089	.312	-.418
40	458	.049	.073	.372	-.165
40	459	.092	.082	.413	-.132
40	460	.083	.082	.399	-.139
40	461	.069	.069	.395	-.163
40	462	.032	.062	.424	-.179
40	463	-.061	.082	.349	-.427
40	464	.093	.082	.527	-.134
40	465	.119	.070	.462	-.067
40	466	.084	.079	.467	-.130
40	467	.096	.078	.471	-.114
40	468	.081	.081	.516	-.140
40	469	.109	.107	.617	-.268
40	470	.108	.094	.504	-.150
40	471	.107	.087	.576	-.148
40	472	.137	.115	.883	-.205
40	473	.124	.101	.754	-.126
40	474	.123	.091	.548	-.120
40	475	.147	.085	.548	-.055
40	476	.029	.084	.490	-.318
40	477	.023	.079	.454	-.215
40	478	-.018	.065	.315	-.239
40	601	-.330	.087	.001	-.966
40	602	-.258	.069	.088	-.704
40	603	-.354	.082	-.069	-.815
40	604	-.159	.071	.181	-.365
40	605	-.209	.081	.178	-.542
40	606	-.260	.062	-.008	-.572
40	607	-.146	.047	.058	-.300
40	608	-.257	.042	-.065	-.414
40	609	-.319	.071	-.042	-.630
40	610	-.285	.052	-.053	-.497
40	611	-.244	.034	-.144	-.425
40	612	-.304	.056	-.056	-.525
40	613	-.222	.035	-.082	-.381
40	614	-.372	.085	-.177	-.922
40	615	-.317	.045	-.150	-.568
40	616	-.388	.078	-.205	-1.190
40	617	-.387	.108	-.052	-.929
40	618	-.346	.105	.081	-.993
40	619	-.295	.086	-.044	-.827
40	620	-.267	.071	-.040	-.688
40	621	-.307	.073	-.087	-.760
40	622	-.338	.056	-.177	-.794
40	623	-.308	.041	-.194	-.514
40	624	-.404	.088	-.128	-1.092
40	625	-.350	.066	-.015	-.686
40	626	-.270	.075	.022	-.572
40	627	-.179	.045	.063	-.439
40	628	-.263	.057	-.098	-.530
40	629	-.225	.035	-.100	-.439
40	630	-.219	.038	-.085	-.412
40	631	-.257	.076	-.044	-.756
40	632	-.238	.060	-.021	-.639
40	633	-.236	.044	-.059	-.432
40	634	-.233	.032	-.118	-.371
40	635	-.185	.027	-.076	-.318
40	636	-.239	.047	-.105	-.588
40	637	-.250	.048	-.061	-.660
40	638	-.341	.079	-.026	-.737
40	639	-.205	.037	-.103	-.450
40	640	-.260	.042	-.063	-.456
40	641	-.299	.064	-.040	-.839
40	642	-.204	.089	.205	-.474
40	643	-.328	.076	-.110	-.677
40	644	-.177	.122	.448	-.553
40	645	-.318	.089	.060	-.741
40	646	-.165	.145	.659	-.455
40	647	-.350	.092	.137	-.801
40	648	-.219	.049	.000	-.386
40	649	-.164	.087	.202	-.452
40	650	-.307	.056	-.089	-.603
40	651	-.321	.053	-.114	-.715
40	652	-.158	.080	.204	-.395
40	653	-.357	.056	-.218	-.904
40	701	-.211	.054	.138	-.417
40	702	-.112	.133	.300	-.552
40	703	-.249	.082	.097	-.550
40	704	-.240	.044	-.028	-.430
40	705	-.223	.109	.126	-.677
40	706	-.598	.258	-.011	-1.752
40	707	-.063	.095	.314	-.611
40	708	.081	.109	.666	-.333
40	709	-.122	.087	.285	-.413
40	710	-.045	.076	.315	-.310
40	711	-.199	.118	.143	-.769
40	712	.084	.097	.480	-.207
40	713	.196	.134	.793	-.132
40	714	-.266	.078	.042	-.587
40	715	-.274	.078	-.042	-.659
40	716	-.278	.043	-.131	-.485
40	717	-.178	.087	.131	-.627
40	718	-.138	.068	.242	-.434
40	719	-.246	.042	-.099	-.435
40	720	-.276	.053	-.131	-.536
40	721	-.303	.040	-.181	-.451
40	722	-.292	.041	-.160	-.486
40	723	-.276	.052	-.118	-.518
40	724	-.282	.045	-.122	-.561
40	725	-.300	.044	-.154	-.594
40	726	-.262	.050	.042	-.552
40	727	-.335	.077	-.118	-.701

APPENDIX A -- PRESSURE DATA: CONFIGURATION A ; REPUBLIC PLAZA, DENVER

WD	TAP	CPMEAN	CPRMS	CPMAX	CPMIN
40	728	-.512	.113	-.099	-1.091
40	729	-.222	.043	.047	-.409
40	730	-.293	.073	-.085	-.602
40	731	-.340	.075	-.118	-.640
40	732	.089	.119	.766	-.376
50	1	-.400	.155	.137	-1.157
50	2	-.730	.165	.000	-1.536
50	3	-.727	.119	-.350	-1.326
50	4	-.405	.173	.284	-1.241
50	5	-.745	.111	-.404	-1.144
50	6	-.571	.172	.045	-1.203
50	7	-.777	.122	-.338	-1.398
50	8	-.758	.156	-.126	-1.341
50	9	-.330	.162	.397	-.978
50	10	-.559	.156	-.059	-1.249
50	11	-.885	.119	-.473	-1.319
50	12	-.798	.117	-.395	-1.266
50	13	-.793	.168	-.099	-1.602
50	14	-.460	.149	.136	-1.134
50	15	-.880	.115	-.527	-1.419
50	16	-.294	.165	.377	-1.069
50	17	-.810	.116	-.439	-1.292
50	18	-.366	.166	.196	-1.186
50	19	-.750	.186	-.020	-1.641
50	20	-.840	.107	-.460	-1.273
50	101	-.646	.102	-.362	-1.254
50	102	-.639	.102	-.355	-1.142
50	103	-.695	.109	-.331	-1.227
50	104	-.796	.143	-.332	-1.756
50	105	-.751	.216	-.063	-2.081
50	106	-.671	.241	.178	-2.164
50	107	-.608	.287	.277	-2.161
50	108	-.627	.276	.175	-2.548
50	109	-.567	.289	.289	-2.074
50	110	-.618	.114	-.270	-1.157
50	111	-.619	.114	-.271	-1.260
50	112	-.686	.110	-.342	-1.265
50	113	-.687	.149	-.248	-1.511
50	114	-.695	.177	-.052	-1.892
50	115	-.639	.183	.093	-1.594
50	116	-.598	.168	.051	-1.314
50	117	-.552	.230	.150	-2.182
50	118	-.553	.254	.098	-2.148
50	119	-.577	.110	-.268	-1.127
50	120	-.630	.099	-.355	-1.172
50	121	-.617	.118	-.269	-1.480
50	122	-.642	.145	-.270	-1.662
50	123	-.667	.178	.093	-1.619
50	124	-.677	.157	-.098	-1.329
50	125	-.600	.184	.045	-1.452

WD	TAP	CPMEAN	CPRMS	CPMAX	CPMIN
50	126	-.614	.242	.150	-1.882
50	127	-.624	.263	.048	-1.970
50	128	-.702	.124	-.273	-1.584
50	129	-.663	.137	-.194	-1.709
50	130	-.668	.145	-.153	-1.822
50	131	-.703	.171	-.087	-1.722
50	132	-.750	.154	-.260	-1.586
50	133	-.664	.176	.127	-1.382
50	134	-.581	.175	.108	-1.413
50	135	-.596	.214	.048	-1.732
50	136	-.672	.233	-.016	-2.044
50	137	-.771	.183	-.243	-2.156
50	138	-.752	.184	-.210	-2.202
50	139	-.774	.190	-.271	-1.978
50	140	-.838	.185	-.244	-2.072
50	141	-.760	.203	.024	-1.598
50	142	-.634	.203	.012	-1.475
50	143	-.505	.182	.093	-1.310
50	144	-.464	.125	-.052	-1.046
50	145	-.424	.125	-.084	-1.043
50	146	-.800	.210	-.267	-1.933
50	147	-.834	.237	-.278	-2.400
50	148	-.902	.237	-.206	-2.255
50	149	-.759	.258	-.004	-1.858
50	150	-.533	.217	.067	-1.258
50	151	-.329	.154	.204	-1.021
50	152	-.295	.105	.226	-.717
50	153	-.305	.088	.083	-.652
50	154	-.319	.072	.007	-.686
50	155	-.722	.209	-.215	-2.201
50	156	-.790	.199	-.278	-2.234
50	157	-.758	.257	-.053	-2.485
50	158	-.517	.236	.163	-1.548
50	159	-.328	.157	.201	-1.139
50	160	-.291	.089	.082	-.707
50	161	-.293	.080	.145	-.660
50	162	-.295	.066	.131	-.668
50	163	-.331	.064	.001	-.660
50	164	-.744	.189	-.311	-1.740
50	165	-.748	.235	-.138	-2.274
50	166	-.537	.249	.155	-1.804
50	167	-.271	.148	.263	-1.069
50	168	-.231	.076	.173	-.680
50	169	-.239	.055	.195	-.521
50	170	-.211	.036	.056	-.378
50	171	-.272	.040	-.071	-.438
50	172	-.314	.042	-.152	-.533
50	173	-.353	.136	-.020	-1.333
50	174	-.355	.160	.136	-1.640
50	175	-.192	.088	.214	-1.193

WD	TAP	CPMEAN	CPRMS	CPMAX	CPMIN
50	176	-.172	.041	.002	-.399
50	177	-.151	.032	-.035	-.249
50	178	-.267	.032	-.138	-.389
50	179	-.270	.029	-.177	-.376
50	180	-.263	.033	-.153	-.383
50	181	-.299	.036	-.187	-.443
50	201	-.443	.158	-.000	-1.169
50	202	-.455	.124	-.095	-1.228
50	203	-.465	.120	-.042	-1.060
50	204	-.359	.103	-.007	-1.131
50	205	-.370	.107	-.035	-.910
50	206	-.405	.098	-.069	-.850
50	207	-.448	.115	-.045	-.932
50	208	-.445	.135	-.062	-1.098
50	209	-.406	.111	-.069	-.949
50	210	-.417	.088	-.133	-.926
50	211	-.451	.097	-.144	-.942
50	212	-.362	.095	-.075	-.794
50	213	-.369	.098	-.028	-.740
50	214	-.405	.090	-.064	-.719
50	215	-.524	.115	-.118	-1.167
50	216	-.393	.086	-.092	-.964
50	217	-.358	.064	-.156	-.683
50	218	-.389	.059	-.231	-.719
50	219	-.445	.089	-.202	-1.120
50	220	-.365	.098	-.077	-.889
50	221	-.378	.110	-.005	-.922
50	222	-.504	.108	-.195	-.942
50	223	-.515	.101	-.207	-.945
50	224	-.388	.071	-.167	-.919
50	225	-.384	.067	-.148	-.880
50	226	-.425	.078	-.228	-1.031
50	227	-.481	.112	-.050	-1.118
50	228	-.398	.114	.080	-1.081
50	229	-.400	.087	-.198	-.806
50	230	-.433	.076	-.259	-.809
50	231	-.476	.080	-.286	-.853
50	232	-.377	.064	-.139	-.705
50	233	-.382	.074	-.163	-.853
50	234	-.424	.079	-.195	-.873
50	235	-.468	.098	-.155	-1.194
50	236	-.374	.071	-.167	-.715
50	237	-.379	.072	-.168	-.725
50	238	-.422	.064	-.238	-.719
50	239	-.457	.063	-.210	-.759
50	240	-.369	.064	-.139	-.827
50	241	-.375	.072	-.166	-.866
50	242	-.409	.069	-.200	-.857
50	243	-.445	.072	-.246	-1.089
50	244	-.361	.069	-.172	-1.011

APPENDIX A -- PRESSURE DATA: CONFIGURATION A ; REPUBLIC PLAZA, DENVER

WD	TAP	CPMEAN	CPRMS	CPMAX	CPMIN
50	245	-.363	.060	-.190	-.700
50	246	-.395	.049	-.256	-.591
50	247	-.442	.063	-.236	-.830
50	248	-.356	.065	-.162	-.839
50	249	-.366	.068	-.175	-.678
50	250	-.376	.051	-.208	-.673
50	251	-.421	.057	-.218	-.751
50	252	-.340	.052	-.187	-.652
50	253	-.338	.045	-.210	-.535
50	254	-.380	.047	-.261	-.658
50	255	-.421	.057	-.270	-.696
50	256	-.334	.054	-.192	-.590
50	257	-.312	.043	-.193	-.553
50	258	-.350	.040	-.241	-.578
50	259	-.397	.048	-.241	-.668
50	260	-.316	.046	-.159	-.513
50	261	-.336	.048	-.185	-.535
50	262	-.387	.057	-.238	-.658
50	263	-.433	.068	-.262	-.785
50	264	-.320	.043	-.184	-.516
50	265	-.327	.039	-.206	-.501
50	266	-.329	.043	-.197	-.523
50	267	-.319	.043	-.166	-.525
50	268	-.324	.041	-.150	-.497
50	269	-.322	.044	-.178	-.500
50	270	-.319	.040	-.193	-.550
50	271	-.336	.042	-.220	-.524
50	272	-.324	.040	-.215	-.487
50	273	-.314	.039	-.205	-.468
50	274	-.316	.041	-.186	-.529
50	275	-.329	.039	-.201	-.540
50	276	-.340	.046	-.202	-.610
50	277	-.327	.052	-.195	-.555
50	278	-.372	.056	-.220	-.635
50	301	-.320	.117	.077	-1.030
50	302	-.307	.126	.113	-1.321
50	303	-.331	.142	.138	-1.250
50	304	-.454	.165	.058	-1.284
50	305	-.644	.211	.006	-1.433
50	306	-.817	.189	-.210	-1.506
50	307	-.907	.190	-.274	-1.728
50	308	-.951	.195	-.427	-1.859
50	309	-.927	.212	-.451	-1.996
50	310	-.325	.110	.148	-1.045
50	311	-.312	.122	.123	-1.019
50	312	-.364	.142	.093	-.989
50	313	-.465	.210	.206	-1.337
50	314	-.644	.236	.137	-1.468
50	315	-.834	.197	-.026	-1.543
50	316	-.924	.153	-.305	-1.525
50	317	-.892	.156	-.377	-1.615
50	318	-.878	.160	-.366	-1.615
50	319	-.370	.160	.149	-1.523
50	320	-.385	.145	.113	-1.421
50	321	-.421	.200	.268	-1.203
50	322	-.524	.244	.204	-1.393
50	323	-.716	.263	.160	-1.681
50	324	-.871	.206	-.040	-1.850
50	325	-.865	.188	-.148	-1.847
50	326	-.807	.164	-.244	-1.593
50	327	-.809	.149	-.297	-1.595
50	328	-.394	.132	.023	-1.192
50	329	-.379	.158	.115	-1.150
50	330	-.398	.200	.220	-1.408
50	331	-.515	.255	.226	-1.614
50	332	-.700	.254	-.001	-1.641
50	333	-.849	.260	.014	-2.043
50	334	-.865	.213	.079	-1.991
50	335	-.846	.186	-.246	-1.998
50	336	-.863	.167	-.323	-1.656
50	337	-.364	.109	-.006	-1.007
50	338	-.333	.122	.077	-.956
50	339	-.370	.168	.196	-1.235
50	340	-.474	.203	.037	-1.355
50	341	-.620	.275	.135	-1.608
50	342	-.790	.282	.073	-2.107
50	343	-.893	.263	-.097	-2.620
50	344	-.892	.201	-.390	-1.789
50	345	-.873	.215	-.368	-1.938
50	346	-.331	.081	-.056	-.981
50	347	-.329	.100	-.015	-.842
50	348	-.350	.120	.023	-1.064
50	349	-.387	.180	.126	-1.321
50	350	-.482	.234	.082	-1.597
50	351	-.654	.271	.054	-1.748
50	352	-.875	.254	-.214	-2.120
50	353	-.873	.251	-.253	-2.363
50	354	-.832	.235	-.217	-2.105
50	355	-.323	.068	-.084	-.834
50	356	-.328	.068	-.068	-.706
50	357	-.306	.102	.083	-.896
50	358	-.311	.131	.197	-.967
50	359	-.391	.190	.157	-1.187
50	360	-.588	.226	.124	-1.682
50	361	-.797	.276	-.030	-2.236
50	362	-.811	.252	-.154	-2.466
50	363	-.771	.226	-.246	-2.058
50	364	-.316	.046	-.149	-.530
50	365	-.293	.055	-.052	-.647
50	366	-.244	.066	.090	-.658
50	367	-.319	.092	-.019	-.699
50	368	-.289	.119	.180	-.854
50	369	-.422	.178	.152	-1.290
50	370	-.681	.238	-.095	-1.840
50	371	-.832	.264	-.144	-2.138
50	372	-.715	.231	-.102	-1.873
50	373	-.235	.045	-.057	-.411
50	374	-.041	.114	.670	-.311
50	375	-.009	.118	.585	-.316
50	376	-.112	.090	.289	-.471
50	377	-.182	.062	.064	-.389
50	378	-.217	.103	.234	-.654
50	379	-.312	.122	.129	-.974
50	401	.078	.136	.604	-.449
50	402	.242	.121	.647	-.266
50	403	.225	.134	.627	-.327
50	404	.213	.135	.663	-.322
50	405	.193	.140	.631	-.371
50	406	.170	.115	.513	-.306
50	407	.020	.116	.391	-.462
50	408	.134	.142	.648	-.307
50	409	.391	.165	.961	-.137
50	410	.562	.153	1.040	.094
50	411	.551	.168	1.055	.023
50	412	.478	.163	1.023	-.035
50	413	.294	.142	.729	-.203
50	414	.110	.103	.440	-.251
50	415	.135	.137	.678	-.344
50	416	.370	.155	.831	-.195
50	417	.573	.172	1.071	.050
50	418	.612	.152	1.040	.135
50	419	.525	.159	.980	.040
50	420	.280	.137	.701	-.150
50	421	.057	.117	.496	-.535
50	422	.092	.123	.537	-.402
50	423	.321	.157	.879	-.315
50	424	.518	.174	1.068	-.012
50	425	.569	.164	1.138	.048
50	426	.509	.140	1.009	.034
50	427	.258	.135	.722	-.218
50	428	.008	.122	.405	-.460
50	429	-.002	.147	.488	-.646
50	430	.262	.138	.799	-.240
50	431	.435	.166	1.062	-.076
50	432	.450	.167	1.051	.018
50	433	.413	.151	.965	-.036
50	434	.209	.113	.640	-.137
50	435	-.026	.116	.400	-.399
50	436	-.037	.159	.611	-.550
50	437	.185	.174	.926	-.432

APPENDIX A -- PRESSURE DATA: CONFIGURATION A ; REPUBLIC PLAZA, DENVER

WD	TAP	CPMEAN	CPRMS	CPMAX	CPMIN
50	438	.393	.156	.947	-.082
50	439	.398	.167	.954	-.035
50	440	.322	.158	1.016	-.072
50	441	.109	.134	.648	-.284
50	442	-.047	.107	.385	-.425
50	443	-.097	.148	.417	-.774
50	444	.063	.156	.631	-.510
50	445	.232	.155	.791	-.164
50	446	.280	.126	.768	-.066
50	447	.219	.128	.898	-.148
50	448	.048	.115	.651	-.350
50	449	-.118	.107	.338	-.533
50	450	-.211	.090	.194	-.542
50	451	-.098	.089	.292	-.421
50	452	.013	.083	.518	-.245
50	453	.079	.084	.456	-.191
50	454	.134	.079	.454	-.123
50	455	.037	.091	.494	-.240
50	456	-.110	.098	.305	-.500
50	457	-.058	.098	.333	-.356
50	458	.106	.084	.444	-.123
50	459	.152	.100	.632	-.107
50	460	.146	.102	.608	-.110
50	461	.130	.089	.466	-.105
50	462	.072	.068	.361	-.154
50	463	-.043	.082	.400	-.315
50	464	.136	.106	.623	-.158
50	465	.159	.093	.561	-.088
50	466	.131	.104	.574	-.162
50	467	.141	.103	.560	-.139
50	468	.136	.100	.665	-.119
50	469	.160	.113	.647	-.177
50	470	.169	.111	.907	-.153
50	471	.160	.100	.643	-.153
50	472	.200	.133	.984	-.157
50	473	.184	.119	.825	-.134
50	474	.166	.107	.706	-.100
50	475	.189	.102	.696	-.051
50	476	.068	.098	.541	-.235
50	477	.067	.095	.530	-.166
50	478	.018	.076	.380	-.216
50	601	-.335	.085	.059	-.809
50	602	-.229	.061	.033	-.546
50	603	-.383	.098	-.051	-.896
50	604	-.109	.083	.232	-.366
50	605	-.185	.085	.192	-.519
50	606	-.244	.068	.085	-.553
50	607	-.128	.050	.061	-.318
50	608	-.240	.043	-.026	-.443
50	609	-.290	.074	.053	-.643
50	610	-.273	.051	-.082	-.449
50	611	-.235	.031	-.125	-.376
50	612	-.289	.054	-.089	-.483
50	613	-.217	.032	-.099	-.385
50	614	-.380	.091	-.163	-1.001
50	615	-.325	.045	-.164	-.539
50	616	-.394	.074	-.209	-.788
50	617	-.401	.110	-.118	-.906
50	618	-.366	.117	-.001	-1.267
50	619	-.302	.083	-.074	-.767
50	620	-.253	.065	-.042	-.549
50	621	-.294	.071	-.033	-.690
50	622	-.343	.058	-.207	-.939
50	623	-.315	.040	-.203	-.507
50	624	-.406	.081	-.136	-.870
50	625	-.345	.062	-.059	-.763
50	626	-.278	.069	.031	-.623
50	627	-.187	.050	.025	-.452
50	628	-.244	.050	-.110	-.572
50	629	-.218	.035	-.099	-.378
50	630	-.224	.041	-.077	-.401
50	631	-.245	.070	-.040	-.811
50	632	-.235	.060	-.038	-.539
50	633	-.227	.042	-.066	-.399
50	634	-.227	.033	-.096	-.371
50	635	-.190	.029	-.072	-.330
50	636	-.252	.059	-.099	-.579
50	637	-.266	.059	-.062	-.564
50	638	-.327	.068	-.153	-.710
50	639	-.217	.046	-.090	-.472
50	640	-.266	.045	-.089	-.455
50	641	-.298	.060	-.134	-.798
50	642	-.214	.088	.209	-.482
50	643	-.322	.071	.038	-.737
50	644	-.111	.145	.527	-.539
50	645	-.296	.097	.187	-.721
50	646	-.143	.144	.575	-.422
50	647	-.342	.075	.111	-.702
50	648	-.219	.051	.028	-.393
50	649	-.102	.105	.388	-.445
50	650	-.286	.054	-.066	-.491
50	651	-.314	.050	-.151	-.595
50	652	-.100	.092	.310	-.342
50	653	-.346	.052	-.211	-.645
50	701	-.219	.054	-.017	-.427
50	702	-.044	.116	.350	-.585
50	703	-.266	.087	.015	-.659
50	704	-.259	.050	-.060	-.491
50	705	-.250	.123	.148	-.749
50	706	-.762	.278	.026	-1.893
50	707	-.068	.112	.427	-.557
50	708	.132	.111	.575	-.328
50	709	-.080	.104	.400	-.422
50	710	-.039	.079	.285	-.285
50	711	-.188	.116	.253	-.813
50	712	.095	.096	.575	-.181
50	713	.203	.128	.698	-.119
50	714	-.242	.093	.221	-.689
50	715	-.271	.080	-.040	-.649
50	716	-.269	.042	-.137	-.487
50	717	-.147	.093	.331	-.532
50	718	-.131	.078	.204	-.538
50	719	-.254	.042	-.053	-.419
50	720	-.287	.059	-.104	-.642
50	721	-.306	.044	-.149	-.523
50	722	-.308	.048	-.169	-.520
50	723	-.288	.057	-.095	-.568
50	724	-.294	.051	-.106	-.557
50	725	-.303	.049	-.165	-.643
50	726	-.287	.058	-.124	-.709
50	727	-.384	.092	-.084	-1.005
50	728	-.567	.124	-.106	-1.214
50	729	-.244	.054	.012	-.436
50	730	-.349	.093	-.081	-.784
50	731	-.394	.094	-.107	-.826
50	732	.142	.131	.679	-.447
60	1	-.329	.126	.147	-.738
60	2	-.649	.123	-.135	-1.406
60	3	-.697	.124	-.305	-1.217
60	4	-.329	.137	.259	-.865
60	5	-.698	.115	-.374	-1.193
60	6	-.485	.133	-.018	-.981
60	7	-.717	.119	-.288	-1.298
60	8	-.649	.136	-.081	-1.328
60	9	-.215	.144	.327	-.725
60	10	-.458	.105	-.076	-.877
60	11	-.791	.113	-.428	-1.288
60	12	-.808	.119	-.459	-1.273
60	13	-.642	.140	-.179	-1.455
60	14	-.393	.112	.023	-.859
60	15	-.789	.112	-.415	-1.283
60	16	-.317	.133	.195	-.996
60	17	-.813	.122	-.434	-1.359
60	18	-.372	.107	.044	-.828
60	19	-.667	.168	-.060	-1.238
60	20	-.759	.112	-.381	-1.247
60	101	-.620	.086	-.340	-.986
60	102	-.528	.083	-.249	-.885
60	103	-.565	.092	-.301	-1.155
60	104	-.655	.108	-.366	-1.721

APPENDIX A -- PRESSURE DATA: CONFIGURATION A ; REPUBLIC PLAZA, DENVER

WD	TAP	CPMEAN	CPRMS	CPMAX	CPMIN
60	105	-.703	.143	-.207	-1.689
60	106	-.570	.157	.280	-1.766
60	107	-.583	.203	.161	-1.876
60	108	-.689	.233	-.026	-1.892
60	109	-.731	.280	.009	-2.092
60	110	-.476	.080	-.239	-.817
60	111	-.482	.075	-.273	-.866
60	112	-.553	.071	-.332	-.897
60	113	-.631	.098	-.305	-1.175
60	114	-.545	.108	-.120	-1.289
60	115	-.531	.107	-.140	-1.246
60	116	-.602	.109	-.153	-1.094
60	117	-.713	.191	-.172	-1.760
60	118	-.610	.193	-.096	-1.701
60	119	-.463	.074	-.148	-.776
60	120	-.521	.067	-.236	-.793
60	121	-.582	.080	-.218	-.916
60	122	-.501	.087	-.143	-1.069
60	123	-.535	.097	-.261	-1.210
60	124	-.603	.091	-.135	-1.195
60	125	-.686	.112	-.272	-1.173
60	126	-.620	.153	-.205	-1.406
60	127	-.634	.178	-.065	-1.718
60	128	-.622	.084	-.327	-1.027
60	129	-.674	.095	-.332	-1.159
60	130	-.573	.094	-.229	-1.051
60	131	-.585	.101	-.200	-1.524
60	132	-.660	.100	-.275	-1.281
60	133	-.711	.118	-.015	-1.422
60	134	-.593	.110	.077	-1.032
60	135	-.637	.159	-.072	-1.439
60	136	-.720	.157	-.215	-1.511
60	137	-.751	.106	-.461	-1.178
60	138	-.628	.100	-.351	-1.040
60	139	-.637	.106	-.221	-1.163
60	140	-.711	.108	-.306	-1.332
60	141	-.773	.137	-.256	-1.457
60	142	-.626	.131	-.076	-1.279
60	143	-.572	.130	-.095	-1.122
60	144	-.549	.115	-.179	-1.104
60	145	-.591	.138	-.199	-1.422
60	146	-.661	.119	-.325	-1.183
60	147	-.671	.124	-.298	-1.401
60	148	-.743	.128	-.233	-1.465
60	149	-.799	.168	-.291	-1.624
60	150	-.624	.156	-.091	-1.258
60	151	-.497	.164	.114	-1.130
60	152	-.403	.140	.140	-.879
60	153	-.419	.128	.193	-.897
60	154	-.343	.096	.114	-.807
60	155	-.694	.167	-.246	-1.793
60	156	-.766	.160	-.420	-2.141
60	157	-.831	.208	-.018	-2.744
60	158	-.618	.201	.308	-1.478
60	159	-.460	.179	.179	-1.115
60	160	-.392	.118	.078	-.892
60	161	-.396	.098	.120	-.756
60	162	-.318	.073	.108	-.597
60	163	-.348	.068	.028	-.653
60	164	-.795	.181	-.423	-1.949
60	165	-.868	.224	-.286	-2.214
60	166	-.669	.240	.106	-1.971
60	167	-.340	.174	.148	-1.124
60	168	-.254	.089	.109	-.749
60	169	-.245	.063	.062	-.516
60	170	-.216	.043	.022	-.416
60	171	-.279	.045	-.003	-.519
60	172	-.324	.047	-.114	-.573
60	173	-.380	.167	.082	-1.751
60	174	-.385	.174	.162	-1.448
60	175	-.178	.120	.409	-.917
60	176	-.160	.045	.043	-.326
60	177	-.146	.032	-.015	-.252
60	178	-.271	.031	-.150	-.368
60	179	-.277	.030	-.142	-.393
60	180	-.268	.034	-.147	-.435
60	181	-.301	.038	-.173	-.493
60	201	-.441	.134	-.070	-1.283
60	202	-.439	.094	-.153	-1.030
60	203	-.430	.081	-.179	-.976
60	204	-.331	.066	-.113	-.614
60	205	-.343	.067	-.119	-.653
60	206	-.381	.059	-.186	-.607
60	207	-.418	.070	-.195	-.663
60	208	-.431	.096	-.108	-.887
60	209	-.394	.080	-.122	-.782
60	210	-.398	.058	-.207	-.658
60	211	-.427	.061	-.240	-.674
60	212	-.342	.056	-.155	-.586
60	213	-.343	.058	-.142	-.598
60	214	-.381	.053	-.189	-.622
60	215	-.533	.079	-.242	-.824
60	216	-.401	.065	-.175	-.634
60	217	-.374	.054	-.219	-.603
60	218	-.405	.047	-.263	-.576
60	219	-.443	.053	-.277	-.697
60	220	-.355	.051	-.180	-.624
60	221	-.359	.053	-.181	-.653
60	222	-.541	.085	-.248	-.885
60	223	-.541	.085	-.229	-.879
60	224	-.407	.064	-.188	-.661
60	225	-.388	.057	-.206	-.653
60	226	-.416	.051	-.253	-.622
60	227	-.453	.061	-.256	-.776
60	228	-.365	.058	-.195	-.716
60	229	-.444	.075	-.219	-.844
60	230	-.475	.063	-.289	-.826
60	231	-.507	.063	-.311	-.803
60	232	-.401	.052	-.105	-.621
60	233	-.391	.056	-.209	-.678
60	234	-.427	.054	-.253	-.800
60	235	-.467	.063	-.242	-.966
60	236	-.398	.064	-.190	-.686
60	237	-.410	.063	-.186	-.752
60	238	-.451	.053	-.266	-.699
60	239	-.484	.053	-.316	-.671
60	240	-.391	.053	-.213	-.654
60	241	-.395	.054	-.239	-.722
60	242	-.433	.051	-.271	-.723
60	243	-.469	.064	-.282	-.810
60	244	-.383	.060	-.213	-.709
60	245	-.382	.052	-.246	-.670
60	246	-.418	.041	-.302	-.573
60	247	-.461	.052	-.277	-.726
60	248	-.372	.054	-.193	-.654
60	249	-.386	.061	-.234	-.819
60	250	-.393	.047	-.256	-.609
60	251	-.436	.054	-.282	-.682
60	252	-.354	.047	-.198	-.569
60	253	-.357	.042	-.211	-.531
60	254	-.406	.046	-.289	-.622
60	255	-.442	.055	-.287	-.679
60	256	-.352	.053	-.200	-.574
60	257	-.328	.045	-.196	-.544
60	258	-.370	.041	-.251	-.565
60	259	-.416	.050	-.271	-.668
60	260	-.325	.044	-.105	-.559
60	261	-.371	.050	-.199	-.588
60	262	-.447	.069	-.266	-.888
60	263	-.489	.082	-.274	-.976
60	264	-.328	.043	-.166	-.525
60	265	-.325	.038	-.198	-.500
60	266	-.336	.042	-.207	-.524
60	267	-.328	.043	-.190	-.509
60	268	-.328	.043	-.198	-.518
60	269	-.330	.045	-.180	-.535
60	270	-.337	.041	-.191	-.499
60	271	-.335	.044	-.181	-.601
60	272	-.329	.043	-.198	-.524
60	273	-.320	.042	-.187	-.483

APPENDIX A -- PRESSURE DATA: CONFIGURATION A ; REPUBLIC PLAZA, DENVER

WD	TAP	CPMEAN	CPRMS	CPMAX	CPMIN
60	274	-.327	.043	-.191	-.529
60	275	-.332	.040	-.203	-.519
60	276	-.350	.050	-.184	-.578
60	277	-.336	.052	-.142	-.576
60	278	-.386	.057	-.178	-.743
60	301	-.278	.060	-.028	-.667
60	302	-.266	.062	.037	-.718
60	303	-.267	.065	.129	-.775
60	304	-.312	.068	-.057	-.766
60	305	-.369	.107	.034	-1.029
60	306	-.472	.164	-.114	-1.181
60	307	-.725	.215	-.154	-1.678
60	308	-.947	.214	-.387	-1.718
60	309	-.959	.262	-.341	-1.877
60	310	-.282	.054	-.090	-.587
60	311	-.249	.054	-.075	-.554
60	312	-.243	.056	.004	-.603
60	313	-.222	.091	.072	-.891
60	314	-.255	.161	.101	-1.044
60	315	-.465	.269	.228	-1.393
60	316	-.832	.214	.006	-1.612
60	317	-.850	.191	-.248	-1.906
60	318	-.829	.198	-.300	-1.878
60	319	-.310	.056	-.019	-.640
60	320	-.298	.059	-.011	-.621
60	321	-.261	.093	.043	-.809
60	322	-.241	.147	.206	-.937
60	323	-.349	.247	.232	-1.324
60	324	-.618	.285	.104	-1.460
60	325	-.810	.221	.292	-1.679
60	326	-.769	.155	-.205	-1.791
60	327	-.750	.167	-.273	-1.423
60	328	-.349	.056	-.076	-.773
60	329	-.312	.075	.037	-.929
60	330	-.268	.101	.308	-1.006
60	331	-.284	.160	.249	-1.155
60	332	-.396	.222	.039	-1.456
60	333	-.591	.307	.245	-1.710
60	334	-.779	.242	.159	-1.991
60	335	-.777	.177	-.240	-1.803
60	336	-.790	.155	-.339	-1.709
60	337	-.348	.063	-.112	-.822
60	338	-.302	.072	-.032	-.844
60	339	-.283	.103	.015	-1.069
60	340	-.306	.130	.008	-1.200
60	341	-.375	.222	.141	-1.486
60	342	-.556	.284	.146	-1.712
60	343	-.778	.237	.047	-1.863
60	344	-.800	.169	-.302	-1.796
60	345	-.779	.183	-.281	-1.875

WD	TAP	CPMEAN	CPRMS	CPMAX	CPMIN
60	346	-.339	.060	-.125	-.724
60	347	-.313	.069	.043	-.893
60	348	-.303	.081	.101	-.844
60	349	-.303	.130	.092	-1.155
60	350	-.361	.191	.099	-1.319
60	351	-.550	.254	.243	-1.485
60	352	-.758	.221	-.098	-1.861
60	353	-.769	.206	-.079	-2.201
60	354	-.732	.195	-.092	-2.118
60	355	-.336	.061	-.045	-.644
60	356	-.333	.063	-.059	-.627
60	357	-.295	.097	.061	-.811
60	358	-.290	.127	.092	-.968
60	359	-.362	.168	.112	-1.256
60	360	-.524	.187	.058	-1.365
60	361	-.674	.224	.057	-1.903
60	362	-.678	.207	-.145	-1.865
60	363	-.684	.216	-.240	-2.232
60	364	-.329	.047	-.165	-.577
60	365	-.297	.059	-.077	-.589
60	366	-.237	.071	.075	-.560
60	367	-.312	.099	.113	-.905
60	368	-.281	.122	.146	-.819
60	369	-.379	.169	.054	-1.266
60	370	-.571	.200	-.073	-1.445
60	371	-.694	.216	-.095	-1.849
60	372	-.588	.191	-.115	-1.558
60	373	-.227	.053	.143	-.446
60	374	.023	.124	.560	-.328
60	375	.049	.114	.561	-.292
60	376	-.043	.087	.335	-.327
60	377	-.143	.063	.059	-.369
60	378	-.165	.107	.222	-.580
60	379	-.281	.133	.189	-.786
60	401	.227	.155	.786	-.253
60	402	.337	.138	.766	-.082
60	403	.260	.140	.760	-.222
60	404	.210	.135	.710	-.263
60	405	.170	.118	.540	-.304
60	406	.120	.094	.411	-.255
60	407	-.023	.093	.271	-.421
60	408	.304	.150	1.005	-.263
60	409	.506	.162	.977	-.048
60	410	.593	.146	1.012	.134
60	411	.533	.155	1.039	-.018
60	412	.426	.146	.883	-.131
60	413	.220	.124	.616	-.214
60	414	.066	.086	.342	-.262
60	415	.273	.155	.763	-.226
60	416	.466	.173	.938	-.072

WD	TAP	CPMEAN	CPRMS	CPMAX	CPMIN
60	417	.610	.169	1.216	.120
60	418	.591	.142	1.033	.179
60	419	.464	.141	1.003	.047
60	420	.209	.112	.665	-.114
60	421	.007	.095	.352	-.267
60	422	.209	.131	.640	-.363
60	423	.400	.158	.943	-.126
60	424	.526	.164	1.111	.077
60	425	.503	.152	1.101	.028
60	426	.416	.120	.898	.008
60	427	.166	.105	.631	-.202
60	428	-.053	.089	.315	-.335
60	429	.129	.159	.828	-.431
60	430	.347	.144	.884	-.117
60	431	.460	.162	.976	-.034
60	432	.435	.157	.970	-.044
60	433	.349	.137	.884	-.065
60	434	.151	.096	.557	-.172
60	435	-.059	.092	.345	-.378
60	436	.053	.145	.657	-.479
60	437	.254	.147	.786	-.287
60	438	.414	.131	.872	-.051
60	439	.405	.141	.924	-.080
60	440	.322	.133	.824	-.087
60	441	.128	.112	.616	-.238
60	442	-.022	.087	.378	-.292
60	443	.008	.121	.530	-.469
60	444	.146	.132	.667	-.290
60	445	.249	.132	.789	-.131
60	446	.281	.111	.718	.013
60	447	.220	.116	.729	-.066
60	448	.055	.105	.588	-.228
60	449	-.089	.097	.311	-.443
60	450	-.121	.085	.340	-.416
60	451	-.032	.083	.383	-.301
60	452	.045	.072	.335	-.188
60	453	.091	.075	.384	-.160
60	454	.143	.074	.463	-.058
60	455	.049	.088	.424	-.207
60	456	-.105	.091	.273	-.417
60	457	.016	.087	.381	-.233
60	458	.146	.073	.477	-.051
60	459	.184	.089	.547	-.082
60	460	.179	.090	.561	-.047
60	461	.172	.092	.650	-.080
60	462	.106	.078	.413	-.103
60	463	-.020	.088	.350	-.342
60	464	.197	.101	.749	-.112
60	465	.216	.087	.683	-.001
60	466	.194	.099	.729	-.056

APPENDIX A -- PRESSURE DATA: CONFIGURATION A ; REPUBLIC PLAZA, DENVER

WD	TAP	CPMEAN	CPRMS	CPMAX	CPMIN
60	467	.203	.099	.732	-.026
60	468	.193	.099	.615	-.063
60	469	.201	.117	.728	-.210
60	470	.199	.107	.740	-.052
60	471	.209	.095	.657	-.026
60	472	.252	.130	.821	-.078
60	473	.238	.117	.763	-.038
60	474	.228	.117	.758	-.029
60	475	.254	.111	.743	.006
60	476	.120	.114	.605	-.225
60	477	.119	.107	.572	-.133
60	478	.058	.090	.456	-.158
60	601	-.338	.084	-.058	-.723
60	602	-.178	.060	.080	-.444
60	603	-.386	.085	-.172	-.860
60	604	-.065	.087	.363	-.329
60	605	-.169	.091	.206	-.600
60	606	-.207	.082	.182	-.559
60	607	-.097	.060	.235	-.305
60	608	-.201	.051	.157	-.394
60	609	-.245	.085	.328	-.691
60	610	-.256	.051	-.077	-.487
60	611	-.225	.031	-.135	-.359
60	612	-.271	.055	-.085	-.514
60	613	-.209	.032	-.097	-.360
60	614	-.398	.109	-.177	-1.276
60	615	-.345	.048	-.174	-.550
60	616	-.421	.080	-.202	-.927
60	617	-.448	.124	-.050	-.990
60	618	-.360	.109	.006	-.859
60	619	-.288	.073	-.075	-.608
60	620	-.247	.064	-.017	-.565
60	621	-.290	.082	.004	-.682
60	622	-.353	.057	-.165	-1.320
60	623	-.329	.039	-.209	-.518
60	624	-.430	.090	-.153	-.859
60	625	-.349	.061	-.080	-.727
60	626	-.276	.072	.224	-.609
60	627	-.205	.059	.011	-.580
60	628	-.226	.042	-.035	-.408
60	629	-.209	.034	-.095	-.376
60	630	-.211	.040	-.061	-.378
60	631	-.222	.057	-.028	-.636
60	632	-.231	.061	.007	-.596
60	633	-.209	.040	-.045	-.379
60	634	-.209	.032	-.103	-.378
60	635	-.186	.028	-.086	-.329
60	636	-.230	.044	-.080	-.624
60	637	-.267	.057	-.076	-.588
60	638	-.355	.076	-.144	-.714
60	639	-.192	.029	-.045	-.366
60	640	-.238	.044	-.033	-.453
60	641	-.325	.077	-.092	-.696
60	642	-.190	.087	.131	-.461
60	643	-.348	.080	.004	-.774
60	644	-.030	.154	.673	-.500
60	645	-.297	.093	.164	-.640
60	646	-.005	.145	.573	-.419
60	647	-.355	.083	.383	-.673
60	648	-.213	.053	-.005	-.471
60	649	-.030	.110	.454	-.405
60	650	-.257	.063	.058	-.560
60	651	-.307	.058	-.087	-.718
60	652	-.031	.094	.409	-.367
60	653	-.348	.049	-.200	-.595
60	701	-.206	.050	-.026	-.401
60	702	.034	.083	.388	-.269
60	703	-.242	.077	.085	-.523
60	704	-.253	.042	-.116	-.416
60	705	-.244	.108	.106	-.755
60	706	-.819	.235	-.113	-1.692
60	707	-.124	.123	.410	-.695
60	708	.127	.114	.551	-.439
60	709	-.002	.084	.349	-.328
60	710	-.010	.079	.454	-.337
60	711	-.205	.122	.156	-.987
60	712	.134	.098	.585	-.237
60	713	.278	.128	.878	-.005
60	714	-.155	.086	.193	-.458
60	715	-.243	.086	.088	-.625
60	716	-.257	.038	-.141	-.417
60	717	-.060	.094	.317	-.474
60	718	-.129	.081	.138	-.443
60	719	-.256	.039	-.123	-.441
60	720	-.284	.052	-.120	-.620
60	721	-.290	.042	-.173	-.476
60	722	-.300	.048	-.155	-.496
60	723	-.282	.050	-.121	-.537
60	724	-.289	.045	-.156	-.485
60	725	-.297	.049	-.170	-.531
60	726	-.303	.058	-.139	-.639
60	727	-.410	.083	-.163	-.832
60	728	-.535	.103	-.275	-1.070
60	729	-.262	.046	-.036	-.442
60	730	-.382	.074	-.121	-.768
60	731	-.420	.077	-.176	-.769
60	732	.200	.130	.840	-.337
70	1	-.241	.113	.135	-.684
70	2	-.538	.112	.015	-1.022
70	3	-.609	.115	-.287	-1.405
70	4	-.234	.133	.236	-.790
70	5	-.603	.104	-.314	-1.072
70	6	-.412	.108	-.005	-.857
70	7	-.598	.107	-.223	-1.394
70	8	-.508	.127	-.027	-.987
70	9	-.185	.171	.401	-.761
70	10	-.396	.090	-.070	-.872
70	11	-.593	.101	-.257	-1.026
70	12	-.597	.101	-.279	-1.078
70	13	-.474	.133	.049	-.999
70	14	-.414	.109	.007	-.944
70	15	-.604	.116	-.242	-1.223
70	16	-.346	.104	.091	-.965
70	17	-.584	.112	-.251	-1.275
70	18	-.367	.092	-.069	-.743
70	19	-.626	.148	-.142	-1.168
70	20	-.558	.105	-.223	-1.238
70	101	-.431	.066	-.216	-.729
70	102	-.436	.068	-.202	-.730
70	103	-.462	.072	-.208	-.810
70	104	-.475	.071	-.181	-.771
70	105	-.483	.089	-.148	-1.242
70	106	-.476	.098	-.143	-1.022
70	107	-.489	.124	-.129	-1.344
70	108	-.528	.147	-.171	-1.597
70	109	-.539	.181	-.135	-1.924
70	110	-.389	.055	-.215	-.590
70	111	-.392	.053	-.169	-.598
70	112	-.399	.047	-.220	-.582
70	113	-.421	.056	-.223	-.643
70	114	-.436	.060	-.238	-.835
70	115	-.455	.069	-.240	-.764
70	116	-.483	.078	-.235	-.803
70	117	-.537	.131	-.208	-1.169
70	118	-.542	.135	-.204	-1.252
70	119	-.399	.062	-.206	-.670
70	120	-.400	.055	-.220	-.633
70	121	-.418	.063	-.213	-.681
70	122	-.431	.066	-.232	-.741
70	123	-.455	.066	-.258	-.778
70	124	-.472	.062	-.279	-.739
70	125	-.517	.083	-.266	-.878
70	126	-.565	.115	-.225	-1.149
70	127	-.577	.119	-.238	-1.464
70	128	-.480	.063	-.287	-.781
70	129	-.490	.070	-.271	-.827
70	130	-.496	.072	-.273	-.838
70	131	-.510	.079	-.250	-.988
70	132	-.521	.073	-.309	-.810
70	133	-.534	.078	-.249	-.848

APPENDIX A -- PRESSURE DATA: CONFIGURATION A ; REPUBLIC PLAZA, DENVER

WD	TAP	CPMEAN	CPRMS	CPMAX	CPMIN
70	134	-.539	.079	-.268	-.856
70	135	-.576	.116	-.300	-1.282
70	136	-.592	.109	-.279	-1.194
70	137	-.579	.084	-.319	-.961
70	138	-.565	.081	-.322	-.927
70	139	-.581	.085	-.327	-1.025
70	140	-.590	.081	-.375	-1.095
70	141	-.610	.096	-.370	-1.247
70	142	-.605	.098	-.324	-1.305
70	143	-.566	.100	-.191	-1.028
70	144	-.502	.096	-.183	-.886
70	145	-.508	.123	-.125	-1.075
70	146	-.611	.093	-.312	-1.006
70	147	-.605	.097	-.295	-1.141
70	148	-.603	.091	-.321	-1.031
70	149	-.615	.119	-.309	-1.282
70	150	-.594	.120	-.258	-1.162
70	151	-.531	.117	-.109	-1.067
70	152	-.423	.119	.121	-.874
70	153	-.376	.116	.098	-.774
70	154	-.377	.100	.061	-.833
70	155	-.616	.122	-.265	-1.408
70	156	-.618	.112	-.306	-1.417
70	157	-.632	.145	-.160	-1.588
70	158	-.594	.154	-.031	-1.374
70	159	-.520	.147	-.026	-1.134
70	160	-.424	.109	-.063	-.837
70	161	-.371	.103	.151	-.840
70	162	-.359	.084	.112	-.736
70	163	-.374	.073	.155	-.759
70	164	-.678	.152	-.355	-1.611
70	165	-.701	.186	-.228	-2.063
70	166	-.627	.215	.125	-1.844
70	167	-.408	.178	.233	-1.145
70	168	-.304	.113	.058	-.831
70	169	-.265	.073	.045	-.627
70	170	-.223	.048	.065	-.437
70	171	-.281	.050	-.071	-.492
70	172	-.330	.050	-.152	-.531
70	173	-.390	.177	.063	-1.592
70	174	-.376	.193	.178	-1.860
70	175	-.119	.106	.429	-.830
70	176	-.148	.039	.080	-.307
70	177	-.153	.032	.001	-.244
70	178	-.267	.032	-.079	-.386
70	179	-.278	.033	-.145	-.418
70	180	-.268	.040	-.124	-.432
70	181	-.302	.048	-.132	-.511
70	201	-.405	.091	-.111	-.877
70	202	-.405	.069	-.130	-.745

WD	TAP	CPMEAN	CPRMS	CPMAX	CPMIN
70	203	-.415	.070	-.174	-.740
70	204	-.337	.063	-.129	-.638
70	205	-.345	.058	-.153	-.555
70	206	-.374	.051	-.199	-.569
70	207	-.412	.060	-.216	-.639
70	208	-.401	.073	-.149	-.715
70	209	-.375	.062	-.180	-.592
70	210	-.383	.048	-.201	-.590
70	211	-.421	.054	-.229	-.652
70	212	-.343	.051	-.184	-.574
70	213	-.340	.047	-.182	-.548
70	214	-.373	.044	-.224	-.557
70	215	-.491	.067	-.265	-.750
70	216	-.379	.057	-.179	-.574
70	217	-.370	.050	-.219	-.609
70	218	-.401	.043	-.257	-.592
70	219	-.440	.048	-.299	-.649
70	220	-.357	.044	-.179	-.554
70	221	-.358	.044	-.226	-.526
70	222	-.495	.069	-.295	-.732
70	223	-.506	.069	-.270	-.795
70	224	-.396	.051	-.156	-.599
70	225	-.394	.046	-.229	-.558
70	226	-.424	.042	-.285	-.600
70	227	-.460	.048	-.283	-.683
70	228	-.378	.046	-.201	-.586
70	229	-.444	.072	-.216	-.735
70	230	-.470	.058	-.298	-.727
70	231	-.499	.057	-.330	-.732
70	232	-.405	.047	-.256	-.584
70	233	-.391	.046	-.239	-.631
70	234	-.423	.043	-.254	-.661
70	235	-.463	.049	-.286	-.717
70	236	-.407	.062	-.236	-.740
70	237	-.412	.061	-.239	-.703
70	238	-.448	.051	-.318	-.676
70	239	-.482	.053	-.333	-.717
70	240	-.392	.048	-.241	-.599
70	241	-.395	.044	-.263	-.563
70	242	-.429	.042	-.305	-.582
70	243	-.480	.066	-.320	-.971
70	244	-.399	.062	-.251	-.693
70	245	-.404	.060	-.239	-.703
70	246	-.432	.049	-.262	-.638
70	247	-.471	.056	-.275	-.706
70	248	-.385	.055	-.196	-.631
70	249	-.389	.056	-.229	-.683
70	250	-.404	.059	-.247	-.846
70	251	-.447	.067	-.273	-.940
70	252	-.371	.059	-.201	-.830

WD	TAP	CPMEAN	CPRMS	CPMAX	CPMIN
70	253	-.379	.051	-.229	-.582
70	254	-.429	.056	-.247	-.691
70	255	-.459	.070	-.247	-.771
70	256	-.372	.066	-.166	-.656
70	257	-.324	.055	-.108	-.634
70	258	-.365	.050	-.168	-.638
70	259	-.412	.061	-.216	-.745
70	260	-.330	.054	-.017	-.604
70	261	-.375	.061	-.194	-.607
70	262	-.501	.105	-.270	-1.011
70	263	-.550	.141	-.255	-1.700
70	264	-.319	.053	-.063	-.589
70	265	-.304	.043	-.156	-.512
70	266	-.329	.047	-.153	-.609
70	267	-.322	.046	-.161	-.565
70	268	-.326	.043	-.121	-.535
70	269	-.326	.056	-.123	-.642
70	270	-.331	.053	-.156	-.659
70	271	-.320	.054	-.059	-.786
70	272	-.322	.049	-.127	-.571
70	273	-.314	.046	-.144	-.541
70	274	-.324	.046	-.082	-.517
70	275	-.315	.042	-.173	-.486
70	276	-.340	.050	-.120	-.595
70	277	-.303	.054	-.074	-.548
70	278	-.341	.062	-.013	-.646
70	301	-.259	.050	-.043	-.469
70	302	-.249	.052	-.049	-.472
70	303	-.229	.051	-.006	-.461
70	304	-.253	.048	-.059	-.443
70	305	-.266	.060	.001	-.616
70	306	-.248	.070	-.025	-.643
70	307	-.287	.154	.021	-.961
70	308	-.561	.164	-.009	-1.144
70	309	-.610	.158	.069	-1.396
70	310	-.265	.039	-.124	-.419
70	311	-.217	.040	-.036	-.372
70	312	-.189	.040	.092	-.341
70	313	-.135	.050	.131	-.381
70	314	-.088	.062	.327	-.624
70	315	-.073	.115	.191	-.948
70	316	-.297	.263	.222	-1.129
70	317	-.525	.196	.473	-1.431
70	318	-.503	.173	.501	-1.310
70	319	-.291	.041	-.102	-.465
70	320	-.262	.038	-.029	-.408
70	321	-.194	.048	.060	-.401
70	322	-.118	.054	.224	-.417
70	323	-.069	.077	.200	-.723
70	324	-.097	.155	.211	-.995

APPENDIX A -- PRESSURE DATA: CONFIGURATION A ; REPUBLIC PLAZA, DENVER

WD	TAP	CPMEAN	CPRMS	CPMAX	CPMIN
70	325	-.314	.306	.330	-1.501
70	326	-.480	.193	.446	-1.328
70	327	-.472	.185	.330	-1.307
70	328	-.339	.039	-.214	-.473
70	329	-.279	.042	-.120	-.418
70	330	-.201	.046	.006	-.456
70	331	-.138	.051	.077	-.455
70	332	-.110	.067	.176	-.650
70	333	-.118	.169	.278	-.985
70	334	-.335	.311	.323	-1.576
70	335	-.526	.204	.315	-1.403
70	336	-.539	.170	.228	-1.159
70	337	-.333	.038	-.197	-.537
70	338	-.269	.040	-.128	-.520
70	339	-.208	.045	.015	-.555
70	340	-.171	.047	.019	-.743
70	341	-.127	.080	.128	-1.099
70	342	-.135	.171	.257	-1.279
70	343	-.353	.307	.391	-1.586
70	344	-.532	.199	.431	-1.340
70	345	-.517	.196	.440	-1.323
70	346	-.326	.046	-.159	-.509
70	347	-.284	.048	-.025	-.529
70	348	-.234	.050	.025	-.432
70	349	-.178	.064	.067	-.629
70	350	-.141	.094	.129	-.824
70	351	-.187	.181	.189	-1.056
70	352	-.424	.271	.189	-1.601
70	353	-.592	.214	.449	-1.984
70	354	-.563	.186	.463	-1.647
70	355	-.320	.051	-.147	-.544
70	356	-.303	.047	-.113	-.510
70	357	-.234	.060	-.012	-.579
70	358	-.189	.070	.081	-.624
70	359	-.200	.102	.070	-.720
70	360	-.296	.150	.043	-1.001
70	361	-.455	.201	.175	-1.264
70	362	-.537	.169	.072	-1.477
70	363	-.532	.166	-.019	-1.592
70	364	-.321	.048	-.134	-.572
70	365	-.275	.052	-.032	-.544
70	366	-.193	.059	.041	-.525
70	367	-.233	.068	.010	-.582
70	368	-.177	.082	.072	-.581
70	369	-.237	.121	.088	-1.054
70	370	-.368	.141	.028	-1.052
70	371	-.495	.175	-.021	-1.973
70	372	-.415	.160	-.040	-1.657
70	373	-.186	.069	.191	-.405
70	374	.045	.108	.501	-.219
70	375	.045	.104	.600	-.303
70	376	.004	.077	.366	-.233
70	377	-.092	.051	.096	-.305
70	378	-.086	.084	.210	-.440
70	379	-.161	.121	.361	-.720
70	401	.365	.155	.842	-.166
70	402	.408	.132	.822	-.061
70	403	.279	.132	.683	-.220
70	404	.201	.126	.574	-.279
70	405	.129	.113	.474	-.256
70	406	.068	.085	.327	-.208
70	407	-.063	.081	.254	-.348
70	408	.475	.171	.991	-.065
70	409	.588	.167	1.176	.052
70	410	.592	.141	1.019	.127
70	411	.497	.144	.970	.040
70	412	.365	.131	.774	-.075
70	413	.152	.099	.509	-.234
70	414	.021	.067	.256	-.239
70	415	.427	.157	1.088	-.030
70	416	.547	.160	1.100	.107
70	417	.628	.163	1.161	.116
70	418	.559	.130	.955	.187
70	419	.406	.122	.823	.076
70	420	.146	.092	.544	-.142
70	421	-.034	.072	.263	-.261
70	422	.392	.149	.848	-.035
70	423	.523	.169	1.044	.050
70	424	.559	.164	1.098	.110
70	425	.471	.138	.933	.121
70	426	.358	.105	.762	.089
70	427	.105	.091	.512	-.150
70	428	-.102	.078	.260	-.332
70	429	.288	.176	1.090	-.254
70	430	.439	.157	1.093	.030
70	431	.479	.163	1.093	.088
70	432	.410	.148	.891	.035
70	433	.305	.122	.729	-.048
70	434	.099	.081	.401	-.144
70	435	-.101	.078	.223	-.348
70	436	.185	.162	.911	-.234
70	437	.343	.166	1.016	-.139
70	438	.438	.140	.967	.113
70	439	.396	.139	.965	.047
70	440	.291	.124	.821	-.012
70	441	.093	.100	.518	-.180
70	442	-.050	.075	.291	-.334
70	443	.109	.137	.606	-.352
70	444	.215	.152	.749	-.244
70	445	.284	.139	.805	-.063
70	446	.297	.110	.705	.030
70	447	.228	.107	.633	-.018
70	448	.057	.095	.454	-.204
70	449	-.089	.089	.364	-.391
70	450	-.039	.071	.317	-.258
70	451	.021	.076	.372	-.210
70	452	.066	.069	.364	-.140
70	453	.092	.066	.359	-.097
70	454	.129	.063	.467	-.063
70	455	.026	.079	.483	-.273
70	456	-.130	.088	.297	-.546
70	457	.071	.075	.410	-.200
70	458	.167	.066	.453	-.023
70	459	.194	.079	.498	-.061
70	460	.181	.081	.487	-.102
70	461	.172	.075	.509	-.055
70	462	.109	.062	.360	-.115
70	463	-.014	.080	.387	-.396
70	464	.213	.092	.665	.011
70	465	.230	.080	.607	.050
70	466	.213	.091	.651	-.000
70	467	.222	.091	.676	.006
70	468	.207	.086	.592	.006
70	469	.200	.098	.664	-.122
70	470	.224	.095	.651	-.116
70	471	.218	.083	.614	-.024
70	472	.252	.109	.825	.002
70	473	.245	.098	.776	.020
70	474	.255	.106	.674	-.015
70	475	.282	.104	.715	.027
70	476	.172	.104	.509	-.142
70	477	.135	.094	.540	-.136
70	478	.072	.082	.467	-.168
70	601	-.330	.108	.254	-.810
70	602	-.120	.058	.187	-.361
70	603	-.380	.082	.006	-.873
70	604	-.039	.090	.386	-.307
70	605	-.154	.098	.340	-.519
70	606	-.175	.085	.171	-.476
70	607	-.081	.051	.172	-.275
70	608	-.173	.045	.037	-.337
70	609	-.235	.088	.167	-.677
70	610	-.225	.059	.082	-.463
70	611	-.208	.031	-.084	-.369
70	612	-.239	.066	.090	-.497
70	613	-.204	.033	-.101	-.337
70	614	-.409	.108	-.150	-1.055
70	615	-.355	.055	-.157	-.689
70	616	-.456	.107	-.172	-1.320
70	617	-.471	.158	.209	-1.211

APPENDIX A -- PRESSURE DATA: CONFIGURATION A ; REPUBLIC PLAZA, DENVER

WD	TAP	CPMEAN	CPRMS	CPMAX	CPMIN
70	618	-.366	.125	.006	-1.243
70	619	-.292	.080	-.065	-.737
70	620	-.230	.055	-.033	-.486
70	621	-.260	.092	.125	-.733
70	622	-.347	.067	-.049	-1.200
70	623	-.329	.042	-.102	-.516
70	624	-.419	.102	.042	-.895
70	625	-.339	.064	-.047	-.661
70	626	-.265	.088	.096	-.683
70	627	-.202	.071	.094	-.645
70	628	-.217	.043	-.068	-.442
70	629	-.201	.033	-.075	-.346
70	630	-.204	.037	-.072	-.389
70	631	-.218	.055	-.026	-.528
70	632	-.218	.070	.060	-.558
70	633	-.202	.039	-.078	-.374
70	634	-.204	.035	-.070	-.403
70	635	-.185	.029	-.088	-.334
70	636	-.215	.035	-.086	-.391
70	637	-.274	.053	-.122	-.589
70	638	-.368	.074	-.107	-.752
70	639	-.178	.025	-.077	-.309
70	640	-.202	.041	-.040	-.372
70	641	-.338	.076	-.127	-.698
70	642	-.165	.075	.130	-.446
70	643	-.353	.098	-.001	-.972
70	644	.031	.135	.630	-.379
70	645	-.265	.113	.389	-.647
70	646	.059	.129	.648	-.308
70	647	-.346	.093	.243	-.664
70	648	-.189	.047	-.009	-.366
70	649	.019	.101	.503	-.329
70	650	-.216	.075	.175	-.458
70	651	-.276	.074	.151	-.523
70	652	.002	.094	.624	-.285
70	653	-.355	.052	-.070	-.579
70	701	-.142	.053	.081	-.400
70	702	.073	.074	.389	-.315
70	703	-.166	.074	.117	-.465
70	704	-.194	.038	-.074	-.364
70	705	-.173	.078	.156	-.573
70	706	-.619	.211	-.024	-1.624
70	707	-.113	.098	.271	-.510
70	708	.099	.104	.555	-.350
70	709	.072	.069	.357	-.164
70	710	.006	.067	.403	-.224
70	711	-.191	.120	.146	-.867
70	712	.122	.086	.467	-.218
70	713	.278	.116	.786	-.023
70	714	-.052	.070	.241	-.308
70	715	-.151	.072	.077	-.461
70	716	-.191	.034	-.095	-.313
70	717	.002	.075	.332	-.290
70	718	-.077	.068	.234	-.376
70	719	-.198	.034	-.093	-.329
70	720	-.232	.044	-.110	-.484
70	721	-.237	.036	-.140	-.390
70	722	-.250	.042	-.137	-.471
70	723	-.231	.042	-.109	-.443
70	724	-.240	.037	-.108	-.384
70	725	-.239	.039	-.124	-.533
70	726	-.241	.051	-.098	-.465
70	727	-.326	.073	-.151	-.705
70	728	-.417	.091	-.188	-.943
70	729	-.188	.038	-.056	-.347
70	730	-.280	.065	-.109	-.564
70	731	-.318	.069	-.141	-.649
70	732	.201	.114	.678	-.145
80	1	-.096	.097	.224	-.511
80	2	-.349	.146	.209	-.811
80	3	-.574	.124	-.135	-1.361
80	4	-.069	.116	.324	-.689
80	5	-.580	.103	-.193	-1.058
80	6	-.312	.072	-.022	-.757
80	7	-.568	.124	-.082	-1.087
80	8	-.369	.117	.035	-.864
80	9	-.126	.169	.462	-.629
80	10	-.335	.076	-.116	-.727
80	11	-.576	.125	-.029	-1.028
80	12	-.616	.111	-.234	-1.096
80	13	-.321	.119	.003	-.866
80	14	-.439	.110	-.036	-.889
80	15	-.539	.189	.149	-1.161
80	16	-.309	.107	.104	-.970
80	17	-.648	.167	-.244	-1.466
80	18	-.331	.095	-.008	-.889
80	19	-.683	.132	-.188	-1.154
80	20	-.655	.169	-.114	-1.740
80	101	-.423	.063	-.156	-.674
80	102	-.423	.064	-.133	-.676
80	103	-.447	.069	-.137	-.710
80	104	-.437	.065	-.127	-.669
80	105	-.434	.084	-.084	-.881
80	106	-.429	.090	-.141	-.892
80	107	-.432	.102	-.066	-1.187
80	108	-.438	.101	-.157	-1.060
80	109	-.448	.114	-.159	-1.306
80	110	-.377	.051	-.216	-.600
80	111	-.380	.047	-.215	-.604
80	112	-.381	.041	-.250	-.566
80	113	-.399	.046	-.244	-.584
80	114	-.404	.050	-.232	-.603
80	115	-.419	.059	-.241	-.685
80	116	-.424	.059	-.245	-.694
80	117	-.459	.090	-.234	-1.003
80	118	-.464	.097	-.243	-1.116
80	119	-.370	.046	-.225	-.546
80	120	-.369	.040	-.245	-.521
80	121	-.385	.045	-.255	-.560
80	122	-.392	.046	-.258	-.603
80	123	-.409	.046	-.268	-.586
80	124	-.419	.043	-.298	-.674
80	125	-.441	.055	-.304	-.754
80	126	-.464	.085	-.263	-1.062
80	127	-.502	.096	-.268	-1.030
80	128	-.426	.052	-.247	-.641
80	129	-.439	.058	-.226	-.666
80	130	-.444	.058	-.245	-.702
80	131	-.456	.060	-.273	-.839
80	132	-.471	.056	-.295	-.890
80	133	-.494	.058	-.301	-.783
80	134	-.492	.060	-.313	-.741
80	135	-.518	.094	-.273	-1.018
80	136	-.539	.096	-.298	-.997
80	137	-.537	.074	-.317	-.946
80	138	-.519	.071	-.303	-.916
80	139	-.538	.079	-.301	-1.151
80	140	-.555	.081	-.308	-1.113
80	141	-.581	.090	-.369	-1.120
80	142	-.574	.084	-.347	-.936
80	143	-.547	.079	-.205	-.879
80	144	-.509	.085	-.190	-.847
80	145	-.524	.111	-.182	-1.003
80	146	-.571	.079	-.363	-.931
80	147	-.574	.080	-.301	-1.232
80	148	-.568	.074	-.275	-.905
80	149	-.574	.092	-.250	-1.024
80	150	-.561	.097	-.261	-1.017
80	151	-.524	.095	-.180	-.914
80	152	-.458	.098	.016	-.844
80	153	-.413	.114	.069	-.858
80	154	-.405	.101	.029	-.788
80	155	-.565	.091	-.334	-1.088
80	156	-.563	.081	-.358	-1.030
80	157	-.579	.107	-.288	-1.415
80	158	-.561	.121	-.183	-1.200
80	159	-.524	.120	.009	-1.046
80	160	-.453	.092	-.032	-.882
80	161	-.408	.093	.128	-.827
80	162	-.386	.080	.344	-.756

APPENDIX A -- PRESSURE DATA: CONFIGURATION A ; REPUBLIC PLAZA, DENVER

WD	TAP	CPMEAN	CPRMS	CPMAX	CPMIN
80	163	-.392	.075	.002	-.765
80	164	-.630	.131	-.313	-1.429
80	165	-.649	.158	-.185	-1.632
80	166	-.602	.175	.021	-1.463
80	167	-.397	.156	.116	-1.011
80	168	-.321	.108	.055	-.760
80	169	-.281	.075	-.016	-.700
80	170	-.229	.050	-.013	-.472
80	171	-.281	.052	-.061	-.496
80	172	-.331	.054	-.131	-.546
80	173	-.337	.165	.100	-1.436
80	174	-.303	.172	.179	-1.418
80	175	-.129	.091	.291	-.724
80	176	-.163	.041	.050	-.319
80	177	-.157	.032	-.004	-.269
80	178	-.266	.034	-.098	-.404
80	179	-.272	.037	-.105	-.436
80	180	-.262	.047	-.108	-.451
80	181	-.299	.058	-.117	-.606
80	201	-.382	.067	-.166	-.698
80	202	-.394	.054	-.212	-.647
80	203	-.425	.062	-.237	-.674
80	204	-.352	.059	-.138	-.627
80	205	-.356	.055	-.178	-.635
80	206	-.379	.050	-.229	-.602
80	207	-.419	.059	-.242	-.715
80	208	-.384	.056	-.207	-.631
80	209	-.374	.053	-.208	-.571
80	210	-.394	.045	-.267	-.569
80	211	-.435	.053	-.275	-.653
80	212	-.356	.050	-.192	-.582
80	213	-.357	.051	-.200	-.542
80	214	-.384	.046	-.247	-.546
80	215	-.464	.058	-.268	-.771
80	216	-.374	.050	-.212	-.636
80	217	-.374	.046	-.215	-.593
80	218	-.405	.042	-.270	-.614
80	219	-.444	.049	-.278	-.671
80	220	-.363	.047	-.212	-.565
80	221	-.362	.047	-.222	-.600
80	222	-.452	.059	-.264	-.770
80	223	-.476	.061	-.242	-.787
80	224	-.386	.049	-.237	-.575
80	225	-.384	.047	-.210	-.564
80	226	-.410	.044	-.270	-.566
80	227	-.447	.050	-.298	-.632
80	228	-.369	.048	-.217	-.553
80	229	-.431	.068	-.210	-.808
80	230	-.452	.056	-.264	-.725
80	231	-.483	.052	-.329	-.681
80	232	-.397	.045	-.266	-.567
80	233	-.398	.040	-.274	-.569
80	234	-.425	.038	-.305	-.581
80	235	-.466	.044	-.319	-.645
80	236	-.415	.061	-.222	-.730
80	237	-.413	.060	-.220	-.693
80	238	-.443	.049	-.300	-.692
80	239	-.478	.049	-.319	-.666
80	240	-.392	.045	-.229	-.676
80	241	-.393	.044	-.274	-.600
80	242	-.422	.042	-.310	-.612
80	243	-.473	.069	-.288	-.787
80	244	-.396	.065	-.222	-.693
80	245	-.406	.056	-.242	-.700
80	246	-.426	.044	-.297	-.627
80	247	-.466	.052	-.327	-.789
80	248	-.383	.052	-.247	-.718
80	249	-.384	.054	-.232	-.632
80	250	-.393	.060	-.214	-.677
80	251	-.438	.069	-.237	-.766
80	252	-.364	.059	-.173	-.619
80	253	-.368	.050	-.025	-.610
80	254	-.413	.054	-.262	-.702
80	255	-.443	.067	-.255	-.728
80	256	-.359	.064	-.158	-.629
80	257	-.319	.063	-.137	-.610
80	258	-.357	.058	-.207	-.662
80	259	-.407	.071	-.190	-.766
80	260	-.326	.058	-.106	-.604
80	261	-.370	.060	-.157	-.705
80	262	-.530	.111	-.252	-1.215
80	263	-.591	.156	-.257	-1.509
80	264	-.307	.062	-.012	-.750
80	265	-.300	.050	-.132	-.531
80	266	-.322	.056	-.175	-.569
80	267	-.313	.054	-.139	-.526
80	268	-.325	.057	-.147	-.558
80	269	-.315	.076	-.028	-.800
80	270	-.318	.071	-.119	-1.149
80	271	-.319	.085	-.017	-.991
80	272	-.312	.065	.002	-.661
80	273	-.304	.058	-.065	-.649
80	274	-.316	.055	-.142	-.622
80	275	-.314	.052	-.150	-.570
80	276	-.322	.064	-.081	-.842
80	277	-.286	.055	-.069	-.581
80	278	-.320	.065	-.043	-.644
80	301	-.213	.074	.135	-.533
80	302	-.191	.079	.215	-.540
80	303	-.158	.086	.190	-.502
80	304	-.173	.082	.231	-.415
80	305	-.190	.094	.293	-.502
80	306	-.180	.087	.316	-.447
80	307	-.135	.097	.207	-.649
80	308	-.203	.191	.272	-1.052
80	309	-.397	.219	.517	-1.547
80	310	-.246	.051	-.021	-.427
80	311	-.178	.062	.114	-.455
80	312	-.120	.063	.183	-.323
80	313	-.051	.073	.297	-.277
80	314	-.003	.071	.309	-.228
80	315	.032	.076	.421	-.332
80	316	.046	.130	.386	-.746
80	317	-.210	.283	.608	-1.570
80	318	-.252	.216	.670	-1.363
80	319	-.279	.048	-.015	-.448
80	320	-.233	.048	.091	-.380
80	321	-.143	.061	.284	-.342
80	322	-.059	.063	.336	-.275
80	323	-.007	.061	.274	-.190
80	324	.023	.064	.287	-.454
80	325	.019	.182	.479	-.998
80	326	-.226	.263	.626	-1.278
80	327	-.252	.200	.703	-.987
80	328	-.330	.040	-.166	-.489
80	329	-.255	.045	-.028	-.431
80	330	-.163	.048	.160	-.340
80	331	-.095	.050	.164	-.233
80	332	-.055	.048	.181	-.214
80	333	.005	.069	.308	-.697
80	334	-.016	.193	.423	-.997
80	335	-.273	.256	.522	-1.069
80	336	-.323	.177	.351	-.888
80	337	-.318	.039	-.181	-.468
80	338	-.247	.041	-.070	-.384
80	339	-.179	.045	.058	-.330
80	340	-.135	.041	.098	-.269
80	341	-.071	.051	.188	-.266
80	342	-.019	.074	.256	-.598
80	343	-.078	.212	.349	-1.095
80	344	-.351	.206	.399	-1.021
80	345	-.353	.182	.310	-.982
80	346	-.319	.042	-.144	-.480
80	347	-.266	.045	-.047	-.435
80	348	-.203	.043	.015	-.356
80	349	-.134	.051	.108	-.328
80	350	-.079	.053	.171	-.333
80	351	-.053	.077	.224	-.709
80	352	-.174	.210	.239	-1.119
80	353	-.442	.232	.344	-1.541

APPENDIX A -- PRESSURE DATA: CONFIGURATION A ; REPUBLIC PLAZA, DENVER

WD	TAP	CPMEAN	CPRMS	CPMAX	CPMIN
80	354	-.437	.185	.218	-1.390
80	355	-.318	.050	-.136	-.520
80	356	-.288	.045	-.088	-.450
80	357	-.200	.052	.043	-.413
80	358	-.143	.053	.155	-.398
80	359	-.119	.058	.226	-.485
80	360	-.149	.092	.202	-.762
80	361	-.323	.202	.155	-1.263
80	362	-.442	.155	.053	-1.198
80	363	-.433	.146	-.054	-1.233
80	364	-.312	.044	-.155	-.526
80	365	-.260	.044	-.072	-.499
80	366	-.173	.043	.015	-.402
80	367	-.190	.045	-.013	-.460
80	368	-.113	.054	.079	-.493
80	369	-.131	.080	.122	-.815
80	370	-.217	.098	.151	-.805
80	371	-.325	.129	.115	-1.072
80	372	-.266	.121	.037	-.920
80	373	-.170	.075	.267	-.538
80	374	.027	.092	.407	-.213
80	375	.014	.080	.377	-.224
80	376	-.002	.062	.266	-.203
80	377	-.073	.044	.105	-.209
80	378	-.050	.062	.235	-.329
80	379	-.079	.079	.169	-.482
80	401	.417	.191	.980	-.500
80	402	.403	.153	.827	-.186
80	403	.240	.140	.650	-.300
80	404	.151	.119	.552	-.276
80	405	.077	.100	.426	-.314
80	406	.017	.070	.266	-.252
80	407	-.104	.065	.143	-.398
80	408	.531	.193	1.091	-.338
80	409	.568	.181	1.093	-.021
80	410	.516	.139	.957	-.056
80	411	.406	.133	.916	-.073
80	412	.263	.114	.748	-.107
80	413	.065	.086	.348	-.241
80	414	-.041	.054	.148	-.238
80	415	.488	.166	1.012	.023
80	416	.542	.176	1.056	.037
80	417	.538	.163	1.051	.052
80	418	.461	.123	.794	.103
80	419	.308	.111	.645	-.010
80	420	.070	.078	.326	-.171
80	421	-.082	.057	.118	-.304
80	422	.449	.135	.888	.065
80	423	.512	.156	1.012	.107
80	424	.486	.149	1.004	.060

WD	TAP	CPMEAN	CPRMS	CPMAX	CPMIN
80	425	.411	.131	.939	.016
80	426	.294	.093	.716	.027
80	427	.060	.075	.428	-.211
80	428	-.120	.062	.204	-.360
80	429	.373	.164	1.098	-.067
80	430	.468	.147	1.030	.110
80	431	.454	.148	1.069	.035
80	432	.361	.129	.855	.015
80	433	.244	.108	.629	-.084
80	434	.054	.067	.285	-.167
80	435	-.124	.062	.076	-.338
80	436	.255	.151	.810	-.233
80	437	.331	.157	1.005	-.119
80	438	.380	.127	.872	.048
80	439	.324	.121	.744	.009
80	440	.218	.104	.559	-.082
80	441	.056	.085	.404	-.177
80	442	-.069	.061	.176	-.302
80	443	.095	.121	.621	-.293
80	444	.173	.137	.763	-.278
80	445	.248	.130	.836	-.060
80	446	.269	.100	.642	.027
80	447	.206	.096	.602	-.056
80	448	.043	.084	.507	-.281
80	449	-.094	.076	.304	-.422
80	450	-.013	.057	.264	-.299
80	451	.019	.065	.346	-.278
80	452	.041	.060	.380	-.181
80	453	.065	.060	.428	-.106
80	454	.102	.055	.410	-.098
80	455	.008	.070	.356	-.216
80	456	-.135	.080	.276	-.484
80	457	.067	.058	.301	-.104
80	458	.146	.053	.361	-.001
80	459	.168	.066	.487	-.049
80	460	.153	.068	.450	-.025
80	461	.142	.069	.399	-.063
80	462	.092	.060	.392	-.091
80	463	-.014	.084	.368	-.458
80	464	.181	.074	.513	-.012
80	465	.194	.064	.456	.038
80	466	.180	.073	.482	.002
80	467	.187	.074	.479	.002
80	468	.180	.082	.550	-.003
80	469	.180	.084	.596	-.152
80	470	.192	.076	.568	-.056
80	471	.195	.074	.541	.011
80	472	.225	.099	.670	-.002
80	473	.219	.090	.652	-.008
80	474	.212	.086	.676	-.022

WD	TAP	CPMEAN	CPRMS	CPMAX	CPMIN
80	475	.240	.089	.658	.013
80	476	.114	.085	.450	-.130
80	477	.091	.081	.472	-.133
80	478	.046	.072	.373	-.191
80	601	-.245	.152	.310	-1.010
80	602	-.117	.060	.313	-.423
80	603	-.326	.127	.220	-.777
80	604	-.070	.070	.232	-.304
80	605	-.166	.083	.176	-.429
80	606	-.173	.071	.286	-.448
80	607	-.115	.039	.057	-.247
80	608	-.179	.037	-.009	-.336
80	609	-.277	.085	.100	-.767
80	610	-.187	.052	.059	-.391
80	611	-.198	.026	-.104	-.314
80	612	-.208	.059	.069	-.452
80	613	-.205	.029	-.117	-.336
80	614	-.424	.121	-.063	-.951
80	615	-.306	.064	-.063	-.577
80	616	-.465	.133	-.144	-1.299
80	617	-.350	.182	.358	-1.119
80	618	-.381	.141	.066	-.951
80	619	-.368	.094	-.100	-.757
80	620	-.224	.043	-.070	-.494
80	621	-.208	.086	.153	-.590
80	622	-.334	.124	-.028	-1.970
80	623	-.294	.054	-.074	-.584
80	624	-.334	.106	.125	-.770
80	625	-.316	.078	-.005	-.720
80	626	-.278	.094	.164	-.878
80	627	-.236	.084	.036	-.911
80	628	-.224	.037	-.105	-.380
80	629	-.207	.029	-.110	-.380
80	630	-.201	.027	-.106	-.315
80	631	-.227	.049	-.079	-.551
80	632	-.217	.070	.039	-.571
80	633	-.209	.037	-.066	-.355
80	634	-.204	.033	-.102	-.419
80	635	-.191	.021	-.123	-.296
80	636	-.204	.027	-.107	-.325
80	637	-.233	.046	-.089	-.429
80	638	-.320	.060	-.148	-.623
80	639	-.179	.022	-.107	-.270
80	640	-.192	.036	-.053	-.334
80	641	-.291	.056	-.136	-.560
80	642	-.156	.064	.116	-.462
80	643	-.296	.116	.161	-.814
80	644	.003	.113	.512	-.408
80	645	-.188	.139	.489	-.625
80	646	.071	.105	.509	-.305

APPENDIX A -- PRESSURE DATA: CONFIGURATION A ; REPUBLIC PLAZA, DENVER

WD	TAP	CPMEAN	CPRMS	CPMAX	CPMIN
80	647	-.261	.136	.337	-.632
80	648	-.157	.033	-.034	-.282
80	649	-.017	.081	.340	-.292
80	650	-.161	.072	.159	-.401
80	651	-.253	.095	.210	-.838
80	652	-.020	.089	.620	-.317
80	653	-.302	.073	.009	-.628
80	701	-.078	.040	.121	-.242
80	702	.076	.058	.406	-.370
80	703	-.077	.056	.149	-.357
80	704	-.116	.032	.019	-.227
80	705	-.075	.052	.128	-.385
80	706	-.339	.143	-.024	-1.048
80	707	-.069	.059	.156	-.303
80	708	.079	.072	.315	-.220
80	709	.074	.061	.339	-.128
80	710	.031	.051	.256	-.139
80	711	-.142	.101	.099	-.642
80	712	.115	.070	.422	-.160
80	713	.246	.100	.772	.023
80	714	-.029	.061	.221	-.248
80	715	-.085	.049	.198	-.276
80	716	-.115	.030	-.008	-.254
80	717	.015	.060	.313	-.195
80	718	-.035	.045	.221	-.238
80	719	-.128	.030	-.021	-.250
80	720	-.142	.037	-.026	-.324
80	721	-.135	.032	-.028	-.267
80	722	-.154	.036	-.043	-.298
80	723	-.139	.037	-.030	-.296
80	724	-.146	.034	-.021	-.301
80	725	-.136	.033	-.024	-.307
80	726	-.145	.040	.066	-.323
80	727	-.205	.054	-.066	-.551
80	728	-.282	.078	-.093	-.696
80	729	-.112	.028	.005	-.265
80	730	-.173	.049	-.030	-.426
80	731	-.203	.055	-.048	-.450
80	732	.170	.094	.565	-.148
90	1	-.144	.103	.225	-.551
90	2	-.044	.112	.429	-.451
90	3	-.356	.129	.140	-1.204
90	4	-.101	.140	.453	-.509
90	5	-.409	.115	-.043	-1.135
90	6	-.341	.102	-.077	-.922
90	7	-.382	.144	.067	-1.055
90	8	-.247	.077	.015	-.955
90	9	-.316	.134	.352	-.846
90	10	-.440	.135	-.128	-1.106
90	11	-.257	.084	.043	-.772

WD	TAP	CPMEAN	CPRMS	CPMAX	CPMIN
90	12	-.618	.179	-.117	-1.425
90	13	-.308	.188	.124	-1.095
90	14	-.466	.123	-.048	-1.038
90	15	-.048	.159	.391	-1.047
90	16	-.361	.115	.035	-.992
90	17	-.934	.391	.289	-2.315
90	18	-.360	.111	.057	-1.079
90	19	-.618	.159	-.144	-1.446
90	20	-.860	.432	.247	-2.578
90	101	-.365	.065	-.158	-.695
90	102	-.359	.067	-.135	-.712
90	103	-.374	.071	-.121	-.745
90	104	-.378	.071	-.161	-.787
90	105	-.395	.085	-.104	-.932
90	106	-.392	.088	-.166	-1.033
90	107	-.397	.106	-.053	-1.143
90	108	-.400	.100	-.128	-1.194
90	109	-.402	.098	-.119	-1.191
90	110	-.351	.051	-.210	-.541
90	111	-.361	.052	-.201	-.559
90	112	-.361	.045	-.225	-.528
90	113	-.380	.052	-.235	-.608
90	114	-.380	.054	-.230	-.600
90	115	-.393	.055	-.226	-.710
90	116	-.392	.051	-.240	-.705
90	117	-.416	.068	-.248	-.957
90	118	-.418	.076	-.228	-.924
90	119	-.366	.050	-.204	-.574
90	120	-.365	.044	-.228	-.548
90	121	-.383	.050	-.238	-.605
90	122	-.387	.047	-.243	-.598
90	123	-.393	.045	-.266	-.680
90	124	-.395	.038	-.282	-.568
90	125	-.407	.042	-.274	-.587
90	126	-.407	.055	-.256	-.660
90	127	-.429	.071	-.246	-.780
90	128	-.414	.055	-.210	-.685
90	129	-.427	.062	-.227	-.749
90	130	-.426	.060	-.228	-.709
90	131	-.442	.060	-.289	-.925
90	132	-.452	.052	-.322	-.742
90	133	-.466	.053	-.317	-.659
90	134	-.445	.049	-.282	-.634
90	135	-.446	.066	-.264	-.790
90	136	-.454	.072	-.265	-.864
90	137	-.515	.073	-.294	-.849
90	138	-.498	.072	-.282	-.882
90	139	-.504	.073	-.241	-.850
90	140	-.508	.064	-.325	-.876
90	141	-.528	.072	-.317	-.880

WD	TAP	CPMEAN	CPRMS	CPMAX	CPMIN
90	142	-.509	.071	-.264	-.820
90	143	-.468	.074	-.141	-.882
90	144	-.411	.065	-.173	-.680
90	145	-.421	.077	-.168	-.844
90	146	-.545	.086	-.274	-1.004
90	147	-.550	.089	-.256	-1.030
90	148	-.545	.083	-.305	-.948
90	149	-.556	.102	-.292	-1.148
90	150	-.521	.097	-.204	-1.035
90	151	-.458	.091	-.058	-.983
90	152	-.371	.084	.078	-.687
90	153	-.347	.095	.079	-.639
90	154	-.344	.081	.031	-.668
90	155	-.569	.108	-.274	-1.428
90	156	-.570	.098	-.295	-1.192
90	157	-.589	.130	-.225	-1.271
90	158	-.522	.133	-.088	-1.188
90	159	-.421	.112	-.089	-1.108
90	160	-.349	.073	-.111	-.650
90	161	-.326	.068	.030	-.613
90	162	-.319	.062	.062	-.618
90	163	-.328	.067	.024	-.775
90	164	-.635	.139	-.253	-1.415
90	165	-.662	.173	-.130	-1.703
90	166	-.530	.181	-.010	-1.667
90	167	-.247	.081	.018	-.892
90	168	-.263	.047	-.042	-.729
90	169	-.257	.038	-.062	-.442
90	170	-.214	.032	-.062	-.329
90	171	-.248	.042	-.098	-.401
90	172	-.289	.049	-.106	-.498
90	173	-.305	.126	.200	-1.203
90	174	-.257	.118	.272	-1.098
90	175	-.182	.062	.137	-.505
90	176	-.190	.035	-.028	-.313
90	177	-.163	.031	.032	-.261
90	178	-.262	.035	-.016	-.371
90	179	-.254	.037	-.052	-.383
90	180	-.218	.044	-.053	-.442
90	181	-.252	.054	-.064	-.510
90	201	-.368	.070	-.171	-.996
90	202	-.387	.056	-.201	-.787
90	203	-.425	.064	-.174	-.839
90	204	-.356	.062	-.110	-.836
90	205	-.357	.062	-.141	-.668
90	206	-.381	.053	-.184	-.667
90	207	-.420	.062	-.187	-.727
90	208	-.361	.048	-.209	-.574
90	209	-.358	.045	-.188	-.577
90	210	-.386	.040	-.242	-.578

APPENDIX A -- PRESSURE DATA: CONFIGURATION A ; REPUBLIC PLAZA, DENVER

WD	TAP	CPMEAN	CPRMS	CPMAX	CPMIN
90	211	-.426	.047	-.260	-.670
90	212	-.351	.047	-.189	-.619
90	213	-.349	.050	-.190	-.550
90	214	-.377	.045	-.234	-.553
90	215	-.441	.047	-.291	-.613
90	216	-.361	.041	-.237	-.499
90	217	-.367	.039	-.262	-.555
90	218	-.396	.038	-.280	-.609
90	219	-.434	.046	-.281	-.662
90	220	-.357	.045	-.197	-.576
90	221	-.363	.044	-.222	-.538
90	222	-.429	.050	-.240	-.687
90	223	-.462	.051	-.276	-.743
90	224	-.381	.043	-.202	-.594
90	225	-.380	.043	-.254	-.577
90	226	-.407	.041	-.275	-.588
90	227	-.444	.049	-.234	-.707
90	228	-.369	.046	-.169	-.706
90	229	-.404	.054	-.244	-.819
90	230	-.429	.045	-.285	-.644
90	231	-.464	.048	-.343	-.688
90	232	-.382	.042	-.224	-.599
90	233	-.381	.050	-.249	-.836
90	234	-.408	.047	-.285	-.797
90	235	-.446	.055	-.307	-.958
90	236	-.383	.067	-.174	-.723
90	237	-.375	.059	-.220	-.767
90	238	-.404	.046	-.283	-.601
90	239	-.432	.044	-.299	-.605
90	240	-.356	.044	-.204	-.634
90	241	-.359	.049	-.222	-.927
90	242	-.384	.046	-.250	-.917
90	243	-.416	.071	-.218	-.784
90	244	-.347	.068	-.137	-.691
90	245	-.358	.061	-.146	-.747
90	246	-.378	.042	-.247	-.573
90	247	-.424	.055	-.231	-.743
90	248	-.342	.055	-.132	-.768
90	249	-.338	.055	-.146	-.693
90	250	-.334	.055	-.143	-.731
90	251	-.377	.066	-.164	-.958
90	252	-.304	.055	-.100	-.631
90	253	-.319	.044	-.156	-.580
90	254	-.364	.049	-.214	-.675
90	255	-.393	.059	-.229	-.730
90	256	-.315	.057	-.162	-.619
90	257	-.272	.057	-.111	-.617
90	258	-.307	.055	-.148	-.649
90	259	-.350	.059	-.177	-.691
90	260	-.292	.047	-.135	-.504

WD	TAP	CPMEAN	CPRMS	CPMAX	CPMIN
90	261	-.321	.052	-.173	-.639
90	262	-.463	.102	-.250	-1.041
90	263	-.527	.140	-.247	-1.371
90	264	-.283	.045	-.088	-.468
90	265	-.285	.046	-.089	-.436
90	266	-.258	.068	.029	-.518
90	267	-.188	.048	-.012	-.351
90	268	-.200	.043	.073	-.415
90	269	-.368	.060	-.210	-.656
90	270	-.381	.060	-.227	-.645
90	271	-.415	.076	-.173	-.894
90	272	-.309	.049	-.125	-.495
90	273	-.328	.062	-.061	-.577
90	274	-.161	.055	.091	-.358
90	275	-.169	.066	.174	-.331
90	276	-.275	.067	-.026	-.587
90	277	-.255	.057	-.008	-.634
90	278	-.290	.069	.056	-.738
90	301	-.152	.092	.218	-.589
90	302	-.124	.095	.266	-.644
90	303	-.071	.115	.431	-.526
90	304	-.065	.115	.397	-.435
90	305	-.064	.136	.339	-.527
90	306	-.050	.142	.384	-.453
90	307	-.034	.177	.702	-.591
90	308	-.052	.188	.561	-.900
90	309	-.028	.282	.743	-1.244
90	310	-.174	.077	.154	-.417
90	311	-.073	.108	.264	-.481
90	312	.031	.129	.438	-.371
90	313	.116	.162	.652	-.337
90	314	.170	.171	.768	-.301
90	315	.200	.179	.858	-.245
90	316	.232	.178	.824	-.224
90	317	.266	.251	1.063	-.837
90	318	.249	.298	1.200	-1.157
90	319	-.233	.064	.030	-.472
90	320	-.166	.079	.166	-.424
90	321	-.047	.115	.489	-.343
90	322	.047	.130	.613	-.256
90	323	.105	.144	.754	-.236
90	324	.126	.139	.800	-.178
90	325	.165	.161	.940	-.571
90	326	.166	.210	.918	-.989
90	327	.128	.253	1.059	-.908
90	328	-.294	.046	-.084	-.448
90	329	-.213	.062	.070	-.397
90	330	-.107	.074	.246	-.319
90	331	-.042	.078	.386	-.279
90	332	-.011	.074	.427	-.220

WD	TAP	CPMEAN	CPRMS	CPMAX	CPMIN
90	333	.036	.087	.650	-.225
90	334	.071	.109	.750	-.561
90	335	.047	.193	.732	-.886
90	336	-.014	.193	.702	-.836
90	337	-.296	.045	-.135	-.553
90	338	-.218	.046	-.039	-.438
90	339	-.141	.052	.206	-.373
90	340	-.098	.049	.195	-.297
90	341	-.044	.059	.258	-.225
90	342	.000	.065	.270	-.261
90	343	.013	.094	.399	-.715
90	344	-.071	.171	.447	-.871
90	345	-.102	.191	.618	-.902
90	346	-.271	.044	-.090	-.462
90	347	-.221	.045	-.026	-.379
90	348	-.163	.044	.070	-.345
90	349	-.101	.051	.178	-.276
90	350	-.055	.052	.257	-.272
90	351	-.035	.060	.295	-.349
90	352	-.071	.102	.228	-.955
90	353	-.179	.208	.366	-1.139
90	354	-.193	.193	.358	-1.045
90	355	-.263	.049	-.039	-.477
90	356	-.239	.046	-.009	-.387
90	357	-.166	.055	.124	-.341
90	358	-.118	.053	.201	-.288
90	359	-.096	.054	.199	-.284
90	360	-.112	.054	.122	-.452
90	361	-.157	.117	.216	-.846
90	362	-.234	.144	.140	-1.215
90	363	-.248	.134	.169	-.951
90	364	-.279	.037	-.130	-.435
90	365	-.237	.037	-.068	-.377
90	366	-.168	.035	.004	-.297
90	367	-.200	.038	.070	-.382
90	368	-.117	.037	.165	-.297
90	369	-.113	.043	.071	-.323
90	370	-.155	.052	.025	-.420
90	371	-.218	.078	.007	-.917
90	372	-.158	.075	.033	-.694
90	373	-.174	.061	.150	-.394
90	374	-.043	.057	.184	-.225
90	375	-.019	.050	.208	-.184
90	376	-.035	.041	.162	-.161
90	377	-.088	.038	.063	-.209
90	378	-.045	.044	.190	-.185
90	379	-.063	.051	.153	-.330
90	401	.133	.302	1.025	-1.292
90	402	.163	.179	.735	-.988
90	403	.076	.164	.625	-.344

APPENDIX A -- PRESSURE DATA: CONFIGURATION A ; REPUBLIC PLAZA, DENVER

WD	TAP	CPMEAN	CPRMS	CPMAX	CPMIN
90	404	.037	.151	.515	-.382
90	405	.008	.143	.575	-.418
90	406	-.026	.100	.297	-.362
90	407	-.127	.092	.189	-.437
90	408	.241	.293	1.144	-.892
90	409	.280	.220	1.061	-.779
90	410	.263	.148	.782	-.140
90	411	.190	.159	.748	-.226
90	412	.087	.148	.550	-.367
90	413	-.059	.111	.296	-.386
90	414	-.115	.068	.111	-.346
90	415	.233	.191	.855	-.856
90	416	.235	.177	.912	-.907
90	417	.230	.151	.863	-.401
90	418	.208	.120	.683	-.072
90	419	.105	.122	.554	-.212
90	420	-.060	.096	.409	-.328
90	421	-.156	.075	.137	-.394
90	422	.260	.130	.815	-.524
90	423	.270	.151	.895	-.501
90	424	.235	.149	.823	-.093
90	425	.171	.134	.725	-.185
90	426	.117	.104	.524	-.172
90	427	-.050	.093	.281	-.349
90	428	-.187	.075	.128	-.436
90	429	.202	.149	1.037	-.367
90	430	.258	.132	.883	-.090
90	431	.235	.144	.807	-.107
90	432	.173	.138	.725	-.128
90	433	.110	.131	.720	-.190
90	434	-.017	.087	.322	-.245
90	435	-.159	.080	.153	-.418
90	436	.088	.126	.806	-.431
90	437	.115	.128	.720	-.241
90	438	.170	.119	.641	-.090
90	439	.146	.128	.682	-.138
90	440	.081	.120	.565	-.204
90	441	-.032	.098	.379	-.328
90	442	-.113	.073	.168	-.369
90	443	-.007	.069	.348	-.266
90	444	.005	.082	.419	-.303
90	445	.040	.084	.725	-.185
90	446	.091	.073	.573	-.086
90	447	.060	.080	.447	-.136
90	448	-.050	.083	.372	-.288
90	449	-.141	.084	.267	-.512
90	450	-.012	.039	.350	-.201
90	451	-.008	.048	.483	-.141
90	452	-.008	.052	.483	-.217
90	453	.007	.050	.258	-.137
90	454	.050	.048	.306	-.090
90	455	-.020	.065	.279	-.349
90	456	-.137	.076	.126	-.512
90	457	.003	.037	.151	-.154
90	458	.058	.035	.212	-.076
90	459	.055	.045	.246	-.119
90	460	.034	.047	.237	-.145
90	461	.035	.055	.284	-.147
90	462	.033	.069	.339	-.177
90	463	-.035	.096	.326	-.458
90	464	.060	.058	.287	-.088
90	465	.075	.050	.277	-.054
90	466	.056	.058	.306	-.088
90	467	.064	.058	.328	-.087
90	468	.057	.057	.316	-.095
90	469	.065	.064	.384	-.119
90	470	.063	.060	.443	-.100
90	471	.071	.055	.325	-.129
90	472	.082	.069	.445	-.107
90	473	.081	.062	.363	-.066
90	474	.075	.069	.385	-.109
90	475	.086	.066	.371	-.079
90	476	.024	.077	.392	-.225
90	477	-.004	.072	.500	-.202
90	478	-.019	.073	.353	-.215
90	601	-.186	.099	.225	-.606
90	602	-.142	.055	.103	-.373
90	603	-.223	.118	.233	-.573
90	604	-.119	.050	.097	-.279
90	605	-.168	.056	.048	-.376
90	606	-.184	.050	.008	-.376
90	607	-.138	.027	-.042	-.242
90	608	-.173	.033	-.049	-.367
90	609	-.246	.058	-.040	-.523
90	610	-.181	.040	-.031	-.300
90	611	-.187	.022	-.113	-.269
90	612	-.197	.042	-.051	-.323
90	613	-.197	.024	-.122	-.299
90	614	-.361	.108	-.035	-.893
90	615	-.246	.050	-.070	-.462
90	616	-.372	.112	-.105	-1.149
90	617	-.242	.114	.242	-.700
90	618	-.292	.092	.038	-.721
90	619	-.280	.059	-.097	-.538
90	620	-.190	.030	-.095	-.392
90	621	-.185	.058	.095	-.427
90	622	-.302	.111	-.070	-1.305
90	623	-.243	.039	-.070	-.426
90	624	-.258	.071	.058	-.515
90	625	-.264	.056	.011	-.537
90	626	-.253	.063	.040	-.530
90	627	-.211	.047	-.056	-.520
90	628	-.196	.024	-.112	-.279
90	629	-.198	.022	-.112	-.287
90	630	-.195	.026	-.100	-.323
90	631	-.183	.029	-.086	-.366
90	632	-.199	.043	-.037	-.392
90	633	-.181	.025	-.091	-.280
90	634	-.196	.023	-.111	-.281
90	635	-.188	.019	-.118	-.263
90	636	-.174	.030	.014	-.293
90	637	-.143	.046	.100	-.334
90	638	-.211	.045	-.063	-.429
90	639	-.152	.023	-.049	-.230
90	640	-.134	.053	.232	-.267
90	641	-.198	.045	-.059	-.422
90	642	-.149	.048	.128	-.325
90	643	-.219	.073	.091	-.538
90	644	-.082	.076	.271	-.413
90	645	-.160	.097	.363	-.476
90	646	.024	.072	.356	-.186
90	647	-.183	.098	.274	-.559
90	648	-.123	.030	.010	-.237
90	649	-.077	.053	.193	-.329
90	650	-.152	.053	.105	-.366
90	651	-.236	.083	.152	-.609
90	652	-.056	.065	.284	-.261
90	653	-.233	.053	-.029	-.469
90	701	-.069	.029	.052	-.193
90	702	.017	.043	.224	-.289
90	703	-.060	.035	.086	-.179
90	704	-.084	.025	.024	-.162
90	705	-.064	.037	.214	-.271
90	706	-.156	.079	.035	-.608
90	707	-.057	.042	.226	-.273
90	708	.003	.053	.294	-.317
90	709	.013	.043	.196	-.122
90	710	-.013	.037	.138	-.135
90	711	-.092	.065	.083	-.560
90	712	.029	.047	.294	-.138
90	713	.086	.072	.604	-.089
90	714	-.053	.043	.129	-.270
90	715	-.076	.033	.057	-.204
90	716	-.065	.029	.117	-.189
90	717	-.027	.045	.216	-.216
90	718	-.045	.032	.091	-.179
90	719	-.084	.032	.134	-.317
90	720	-.090	.034	.087	-.269
90	721	-.074	.025	.026	-.173
90	722	-.091	.026	-.010	-.193

APPENDIX A -- PRESSURE DATA: CONFIGURATION A ; REPUBLIC PLAZA, DENVER

WD	TAP	CPMEAN	CPRMS	CPMAX	CPMIN
90	723	-.088	.033	.049	-.221
90	724	-.092	.029	.064	-.195
90	725	-.075	.024	.003	-.232
90	726	-.089	.027	.017	-.193
90	727	-.122	.030	-.005	-.282
90	728	-.159	.048	-.024	-.382
90	729	-.064	.021	.165	-.150
90	730	-.097	.028	-.010	-.246
90	731	-.120	.033	-.012	-.284
90	732	.060	.066	.447	-.158
100	1	-.405	.102	.045	-.835
100	2	-.250	.153	.219	-.871
100	3	-.327	.132	.206	-.922
100	4	-.367	.111	.056	-.911
100	5	-.407	.119	-.040	-1.020
100	6	-.502	.113	-.120	-.929
100	7	-.383	.093	-.045	-.809
100	8	-.546	.157	-.079	-1.251
100	9	-.489	.122	-.059	-1.094
100	10	-.575	.117	-.099	-1.112
100	11	-.455	.182	-.016	-1.201
100	12	-.639	.175	-.054	-1.299
100	13	-.646	.152	-.133	-1.302
100	14	-.558	.135	-.183	-1.205
100	15	-.687	.203	.080	-1.622
100	16	-.522	.142	-.127	-1.534
100	17	-.838	.280	.248	-2.145
100	18	-.498	.125	-.151	-1.345
100	19	-.637	.132	-.188	-1.235
100	20	-.932	.231	-.258	-2.397
100	101	-.366	.063	-.161	-.677
100	102	-.359	.064	-.158	-.664
100	103	-.365	.066	-.117	-.754
100	104	-.368	.059	-.171	-.893
100	105	-.393	.093	-.095	-1.393
100	106	-.420	.147	-.102	-1.845
100	107	-.410	.140	-.112	-1.585
100	108	-.396	.091	-.152	-1.033
100	109	-.400	.096	-.123	-1.053
100	110	-.355	.052	-.194	-.582
100	111	-.358	.049	-.225	-.551
100	112	-.362	.043	-.245	-.528
100	113	-.380	.049	-.240	-.583
100	114	-.379	.054	-.240	-.778
100	115	-.378	.063	-.206	-.672
100	116	-.372	.057	-.231	-.738
100	117	-.380	.065	-.204	-.748
100	118	-.374	.069	-.196	-.796
100	119	-.366	.054	-.203	-.554
100	120	-.369	.047	-.231	-.541

WD	TAP	CPMEAN	CPRMS	CPMAX	CPMIN
100	121	-.386	.053	-.209	-.588
100	122	-.389	.052	-.230	-.613
100	123	-.402	.051	-.258	-.712
100	124	-.402	.043	-.285	-.556
100	125	-.403	.045	-.265	-.562
100	126	-.387	.047	-.235	-.569
100	127	-.392	.055	-.208	-.702
100	128	-.412	.056	-.233	-.612
100	129	-.425	.063	-.247	-.646
100	130	-.421	.063	-.255	-.679
100	131	-.446	.067	-.238	-.805
100	132	-.452	.059	-.272	-.703
100	133	-.453	.062	-.263	-.796
100	134	-.416	.056	-.240	-.702
100	135	-.395	.051	-.238	-.630
100	136	-.396	.049	-.245	-.686
100	137	-.487	.080	-.207	-.948
100	138	-.472	.077	-.202	-.891
100	139	-.486	.078	-.270	-.983
100	140	-.502	.074	-.332	-.937
100	141	-.509	.081	-.308	-.829
100	142	-.444	.071	-.225	-.722
100	143	-.378	.061	-.146	-.652
100	144	-.356	.052	-.164	-.551
100	145	-.380	.063	-.151	-.618
100	146	-.524	.089	-.273	-.924
100	147	-.529	.099	-.285	-1.252
100	148	-.541	.102	-.300	-1.270
100	149	-.539	.104	-.072	-1.022
100	150	-.440	.082	-.145	-.812
100	151	-.349	.072	-.048	-.680
100	152	-.304	.059	-.043	-.531
100	153	-.337	.074	-.042	-.687
100	154	-.349	.085	.015	-.806
100	155	-.560	.122	-.277	-1.198
100	156	-.573	.117	-.307	-1.245
100	157	-.559	.137	-.110	-1.164
100	158	-.396	.105	-.074	-1.018
100	159	-.310	.066	-.082	-.677
100	160	-.287	.039	-.157	-.432
100	161	-.299	.043	-.131	-.468
100	162	-.305	.058	-.061	-.574
100	163	-.311	.071	-.087	-.628
100	164	-.543	.118	-.211	-1.331
100	165	-.563	.142	-.194	-1.497
100	166	-.392	.115	-.077	-1.013
100	167	-.277	.050	-.071	-.630
100	168	-.263	.032	-.142	-.418
100	169	-.266	.029	-.160	-.369
100	170	-.246	.027	-.161	-.338

WD	TAP	CPMEAN	CPRMS	CPMAX	CPMIN
100	171	-.290	.045	-.149	-.483
100	172	-.300	.060	-.134	-.553
100	173	-.372	.092	.018	-1.051
100	174	-.356	.098	-.017	-1.150
100	175	-.280	.073	-.031	-.636
100	176	-.233	.032	-.091	-.380
100	177	-.220	.028	-.090	-.321
100	178	-.234	.031	-.114	-.366
100	179	-.209	.035	-.082	-.331
100	180	-.217	.039	-.063	-.471
100	181	-.213	.044	-.060	-.496
100	201	-.381	.084	-.128	-1.056
100	202	-.404	.067	-.214	-.818
100	203	-.443	.077	-.202	-.901
100	204	-.389	.074	-.119	-.764
100	205	-.391	.073	-.096	-.817
100	206	-.412	.059	-.211	-.702
100	207	-.444	.068	-.209	-.793
100	208	-.363	.056	-.204	-.655
100	209	-.372	.056	-.205	-.780
100	210	-.404	.049	-.247	-.608
100	211	-.440	.058	-.228	-.710
100	212	-.370	.056	-.159	-.630
100	213	-.364	.054	-.173	-.630
100	214	-.393	.049	-.232	-.628
100	215	-.448	.053	-.305	-.891
100	216	-.374	.048	-.236	-.702
100	217	-.375	.046	-.229	-.588
100	218	-.404	.045	-.277	-.592
100	219	-.435	.053	-.266	-.705
100	220	-.362	.051	-.214	-.622
100	221	-.366	.052	-.197	-.574
100	222	-.438	.064	-.252	-.862
100	223	-.467	.068	-.266	-.886
100	224	-.393	.061	-.219	-.744
100	225	-.396	.066	-.224	-.714
100	226	-.423	.060	-.257	-.696
100	227	-.453	.068	-.271	-.793
100	228	-.381	.064	-.209	-.769
100	229	-.414	.090	-.212	-1.110
100	230	-.448	.080	-.265	-1.067
100	231	-.483	.084	-.266	-1.012
100	232	-.401	.079	-.172	-1.068
100	233	-.401	.088	-.182	-1.105
100	234	-.425	.077	-.120	-.948
100	235	-.455	.089	-.217	-1.023
100	236	-.401	.124	.140	-1.208
100	237	-.415	.127	-.116	-1.292
100	238	-.439	.086	-.199	-.874
100	239	-.467	.105	-.199	-1.534

APPENDIX A -- PRESSURE DATA: CONFIGURATION A ; REPUBLIC PLAZA, DENVER

WD	TAP	CPMEAN	CPRMS	CPMAX	CPMIN
100	240	-.404	.118	-.154	-1.384
100	241	-.396	.106	-.153	-1.513
100	242	-.419	.093	-.183	-1.212
100	243	-.420	.115	-.158	-1.503
100	244	-.358	.109	-.104	-1.013
100	245	-.345	.089	-.055	-.824
100	246	-.382	.079	-.077	-1.090
100	247	-.431	.111	-.207	-1.268
100	248	-.352	.117	-.040	-1.300
100	249	-.344	.110	-.040	-1.439
100	250	-.371	.103	-.163	-1.065
100	251	-.407	.112	-.168	-1.172
100	252	-.305	.068	-.102	-.635
100	253	-.306	.058	.005	-.662
100	254	-.343	.060	-.183	-.793
100	255	-.363	.071	-.194	-1.260
100	256	-.292	.070	-.107	-1.056
100	257	-.249	.070	-.072	-.642
100	258	-.273	.057	-.125	-.702
100	259	-.318	.059	-.055	-.968
100	260	-.311	.076	-.129	-1.292
100	261	-.320	.065	-.160	-.849
100	262	-.354	.064	-.181	-.775
100	263	-.388	.077	-.186	-.875
100	264	-.174	.055	.142	-.416
100	265	-.169	.038	.112	-.294
100	266	-.230	.047	.020	-.457
100	267	-.214	.039	-.028	-.432
100	268	-.222	.042	-.074	-.436
100	269	-.291	.120	-.047	-.939
100	270	-.263	.111	-.014	-.944
100	271	-.166	.072	.191	-.560
100	272	-.162	.065	.231	-.418
100	273	-.151	.050	.169	-.309
100	274	-.236	.045	-.111	-.469
100	275	-.230	.040	-.105	-.408
100	276	-.270	.074	-.067	-.955
100	277	-.292	.070	-.035	-.792
100	278	-.324	.071	-.021	-.785
100	301	-.112	.078	.218	-.559
100	302	-.091	.082	.323	-.585
100	303	-.030	.092	.410	-.498
100	304	-.007	.089	.309	-.341
100	305	.006	.104	.386	-.399
100	306	.047	.118	.479	-.429
100	307	.125	.156	.571	-.515
100	308	.139	.176	.780	-.504
100	309	.172	.215	.849	-.689
100	310	-.098	.063	.141	-.467
100	311	.050	.091	.380	-.296

WD	TAP	CPMEAN	CPRMS	CPMAX	CPMIN
100	312	.207	.113	.527	-.251
100	313	.320	.145	.696	-.256
100	314	.394	.165	.832	-.229
100	315	.425	.176	.931	-.266
100	316	.460	.193	1.079	-.184
100	317	.455	.231	1.161	-.729
100	318	.379	.224	1.034	-.662
100	319	-.124	.068	.120	-.393
100	320	.006	.085	.270	-.266
100	321	.195	.126	.568	-.234
100	322	.324	.149	1.074	-.163
100	323	.384	.169	.863	-.152
100	324	.418	.177	.882	-.070
100	325	.442	.213	1.119	-.123
100	326	.402	.223	1.129	-.130
100	327	.292	.210	.966	-.249
100	328	-.196	.068	.056	-.430
100	329	-.067	.098	.287	-.364
100	330	.089	.124	.512	-.303
100	331	.169	.139	.657	-.210
100	332	.200	.137	.732	-.162
100	333	.229	.158	.877	-.121
100	334	.242	.165	.916	-.112
100	335	.217	.169	1.019	-.195
100	336	.121	.143	.789	-.251
100	337	-.250	.068	.056	-.565
100	338	-.144	.074	.230	-.416
100	339	-.041	.083	.343	-.322
100	340	.008	.078	.353	-.223
100	341	.057	.088	.517	-.229
100	342	.092	.089	.552	-.201
100	343	.092	.093	.530	-.227
100	344	.066	.093	.636	-.456
100	345	.042	.110	.685	-.521
100	346	-.252	.065	.015	-.562
100	347	-.192	.065	.125	-.502
100	348	-.126	.059	.187	-.413
100	349	-.065	.068	.256	-.340
100	350	-.027	.068	.388	-.320
100	351	-.016	.066	.352	-.242
100	352	-.029	.062	.279	-.511
100	353	-.029	.085	.291	-.610
100	354	-.033	.095	.306	-.636
100	355	-.238	.072	.039	-.721
100	356	-.205	.060	.104	-.519
100	357	-.122	.072	.293	-.413
100	358	-.072	.076	.643	-.376
100	359	-.056	.069	.322	-.309
100	360	-.074	.055	.215	-.282
100	361	-.074	.060	.278	-.351

WD	TAP	CPMEAN	CPRMS	CPMAX	CPMIN
100	362	-.079	.067	.210	-.616
100	363	-.091	.064	.129	-.532
100	364	-.241	.049	-.009	-.535
100	365	-.194	.054	.072	-.430
100	366	-.128	.056	.226	-.329
100	367	-.147	.065	.193	-.331
100	368	-.076	.055	.287	-.269
100	369	-.072	.049	.228	-.227
100	370	-.101	.040	.144	-.290
100	371	-.143	.043	.149	-.346
100	372	-.092	.038	.145	-.388
100	373	-.217	.068	.090	-.523
100	374	-.037	.063	.275	-.192
100	375	-.033	.049	.266	-.198
100	376	-.034	.042	.196	-.167
100	377	-.026	.058	.218	-.155
100	378	-.034	.043	.236	-.187
100	379	-.039	.042	.204	-.170
100	401	-.610	.298	.527	-2.435
100	402	-.433	.304	.304	-1.643
100	403	-.147	.140	.467	-1.052
100	404	-.129	.098	.467	-.718
100	405	-.138	.096	.459	-.621
100	406	-.170	.071	.244	-.490
100	407	-.243	.071	.176	-.561
100	408	-.440	.268	.721	-1.620
100	409	-.420	.333	.560	-1.851
100	410	-.057	.191	.365	-1.353
100	411	-.039	.094	.413	-.781
100	412	-.093	.078	.410	-.533
100	413	-.190	.067	.284	-.473
100	414	-.241	.048	.074	-.430
100	415	-.394	.244	.391	-1.277
100	416	-.388	.281	.489	-1.615
100	417	-.140	.263	.558	-1.324
100	418	-.044	.102	.314	-.805
100	419	-.105	.077	.315	-.603
100	420	-.187	.064	.240	-.472
100	421	-.245	.057	.097	-.475
100	422	-.286	.212	.426	-1.270
100	423	-.268	.276	.503	-1.816
100	424	-.123	.203	.331	-1.536
100	425	-.081	.107	.425	-.808
100	426	-.108	.066	.278	-.500
100	427	-.226	.071	.147	-.532
100	428	-.294	.068	.001	-.595
100	429	-.241	.204	.446	-1.363
100	430	-.176	.175	.302	-1.222
100	431	-.103	.133	.291	-1.562
100	432	-.089	.080	.287	-.575

APPENDIX A -- PRESSURE DATA: CONFIGURATION A ; REPUBLIC PLAZA, DENVER

WD	TAP	CPMEAN	CPRMS	CPMAX	CPMIN
100	433	-.127	.076	.396	-.395
100	434	-.214	.061	.200	-.432
100	435	-.314	.070	.066	-.676
100	436	-.162	.130	.220	-.802
100	437	-.128	.126	.303	-.883
100	438	-.065	.070	.292	-.553
100	439	-.080	.064	.259	-.361
100	440	-.104	.064	.280	-.373
100	441	-.196	.063	.163	-.395
100	442	-.267	.059	.023	-.480
100	443	-.127	.070	.093	-.559
100	444	-.116	.070	.095	-.489
100	445	-.093	.058	.153	-.441
100	446	-.064	.041	.162	-.250
100	447	-.098	.050	.183	-.285
100	448	-.164	.060	.105	-.422
100	449	-.241	.075	.114	-.563
100	450	-.082	.032	.048	-.313
100	451	-.101	.037	.059	-.393
100	452	-.090	.036	.115	-.408
100	453	-.078	.040	.134	-.194
100	454	-.064	.038	.159	-.197
100	455	-.130	.054	.164	-.332
100	456	-.194	.063	.124	-.447
100	457	-.075	.032	.039	-.223
100	458	-.056	.026	.031	-.175
100	459	-.078	.029	.027	-.205
100	460	-.074	.031	.050	-.206
100	461	-.078	.042	.155	-.196
100	462	-.098	.062	.193	-.287
100	463	-.171	.085	.225	-.403
100	464	-.065	.032	.061	-.177
100	465	-.060	.028	.050	-.149
100	466	-.071	.031	.072	-.174
100	467	-.062	.035	.155	-.154
100	468	-.070	.036	.098	-.210
100	469	-.064	.032	.083	-.201
100	470	-.063	.035	.162	-.221
100	471	-.056	.028	.129	-.174
100	472	-.056	.036	.185	-.174
100	473	-.051	.034	.162	-.170
100	474	-.056	.038	.166	-.168
100	475	-.054	.034	.163	-.176
100	476	-.102	.063	.173	-.315
100	477	-.104	.067	.197	-.264
100	478	-.124	.069	.212	-.270
100	601	-.170	.071	.206	-.517
100	602	-.145	.051	.213	-.381
100	603	-.115	.115	.376	-.500
100	604	-.157	.043	.116	-.303

WD	TAP	CPMEAN	CPRMS	CPMAX	CPMIN
100	605	-.155	.058	.095	-.378
100	606	-.180	.048	.114	-.377
100	607	-.158	.030	-.042	-.294
100	608	-.180	.049	.067	-.604
100	609	-.231	.055	-.033	-.533
100	610	-.191	.036	.004	-.352
100	611	-.196	.025	-.079	-.296
100	612	-.203	.039	-.005	-.375
100	613	-.207	.031	-.066	-.333
100	614	-.298	.114	-.012	-.833
100	615	-.217	.044	-.047	-.541
100	616	-.252	.074	-.044	-1.373
100	617	-.187	.069	.223	-.571
100	618	-.257	.072	.040	-.893
100	619	-.243	.048	-.098	-.640
100	620	-.194	.028	-.088	-.333
100	621	-.171	.053	.097	-.466
100	622	-.345	.130	-.001	-1.485
100	623	-.217	.051	-.015	-.724
100	624	-.183	.058	.125	-.433
100	625	-.232	.042	-.038	-.471
100	626	-.237	.044	-.077	-.496
100	627	-.197	.033	-.084	-.453
100	628	-.199	.026	-.077	-.368
100	629	-.200	.028	-.103	-.347
100	630	-.203	.033	-.102	-.356
100	631	-.175	.023	-.065	-.324
100	632	-.186	.031	-.014	-.329
100	633	-.182	.024	-.084	-.287
100	634	-.199	.026	-.095	-.340
100	635	-.188	.025	-.079	-.313
100	636	-.147	.042	.106	-.296
100	637	-.107	.052	.172	-.287
100	638	-.180	.063	.072	-.549
100	639	-.130	.029	.008	-.250
100	640	-.076	.076	.437	-.255
100	641	-.161	.063	.097	-.454
100	642	-.110	.059	.279	-.260
100	643	-.178	.048	.032	-.428
100	644	-.129	.073	.109	-.544
100	645	-.128	.092	.511	-.405
100	646	.025	.063	.289	-.212
100	647	-.100	.076	.215	-.398
100	648	-.072	.044	.185	-.206
100	649	-.101	.058	.110	-.473
100	650	-.141	.040	.081	-.281
100	651	-.278	.082	.138	-.802
100	652	-.009	.080	.395	-.268
100	653	-.175	.038	-.031	-.495
100	701	-.086	.041	.072	-.362

WD	TAP	CPMEAN	CPRMS	CPMAX	CPMIN
100	702	-.027	.037	.161	-.167
100	703	-.075	.030	.089	-.203
100	704	-.093	.029	.002	-.268
100	705	-.072	.028	.097	-.203
100	706	-.091	.039	.009	-.312
100	707	-.077	.028	.028	-.210
100	708	-.073	.035	.113	-.245
100	709	-.032	.031	.071	-.194
100	710	-.066	.024	.022	-.151
100	711	-.081	.034	.032	-.250
100	712	-.050	.028	.060	-.153
100	713	-.052	.040	.141	-.238
100	714	-.046	.038	.104	-.259
100	715	-.084	.040	.051	-.319
100	716	-.040	.035	.088	-.285
100	717	.003	.052	.317	-.115
100	718	-.057	.047	.127	-.335
100	719	-.059	.046	.139	-.467
100	720	-.049	.047	.194	-.314
100	721	-.034	.044	.289	-.196
100	722	-.070	.031	.242	-.194
100	723	-.051	.046	.150	-.434
100	724	-.049	.048	.222	-.176
100	725	-.051	.029	.108	-.178
100	726	-.082	.029	-.003	-.257
100	727	-.099	.023	-.030	-.189
100	728	-.109	.029	-.012	-.246
100	729	-.059	.023	.061	-.183
100	730	-.081	.023	-.003	-.207
100	731	-.099	.024	-.021	-.222
100	732	-.056	.035	.181	-.192
110	1	-.477	.124	.089	-1.067
110	2	-.457	.123	.080	-1.002
110	3	-.364	.155	.223	-.979
110	4	-.483	.129	.019	-1.125
110	5	-.489	.135	-.039	-1.058
110	6	-.501	.102	-.152	-1.052
110	7	-.515	.127	-.115	-.950
110	8	-.590	.145	-.052	-1.173
110	9	-.523	.135	-.155	-1.370
110	10	-.553	.123	-.202	-1.264
110	11	-.647	.138	-.279	-1.323
110	12	-.646	.158	-.137	-1.292
110	13	-.603	.133	-.186	-1.142
110	14	-.536	.131	-.198	-1.531
110	15	-.642	.130	-.279	-1.336
110	16	-.503	.121	-.173	-1.303
110	17	-.638	.169	-.202	-1.577
110	18	-.489	.112	-.209	-1.343
110	19	-.568	.131	-.229	-1.266

APPENDIX A -- PRESSURE DATA: CONFIGURATION A ; REPUBLIC PLAZA, DENVER

WD	TAP	CPMEAN	CPRMS	CPMAX	CPMIN
110	20	-.629	.149	-.274	-1.399
110	101	-.396	.072	-.145	-.711
110	102	-.384	.073	-.120	-.661
110	103	-.383	.074	-.137	-.717
110	104	-.398	.085	-.127	-.991
110	105	-.429	.116	-.061	-1.467
110	106	-.409	.087	-.118	-1.121
110	107	-.420	.094	-.036	-1.551
110	108	-.424	.087	-.175	-.875
110	109	-.440	.105	-.103	-1.123
110	110	-.376	.061	-.175	-.604
110	111	-.381	.059	-.203	-.618
110	112	-.383	.052	-.226	-.573
110	113	-.403	.059	-.202	-.614
110	114	-.393	.059	-.167	-.612
110	115	-.397	.059	-.218	-.641
110	116	-.396	.054	-.216	-.639
110	117	-.411	.065	-.207	-.700
110	118	-.405	.069	-.175	-.740
110	119	-.372	.058	-.140	-.744
110	120	-.373	.050	-.175	-.616
110	121	-.393	.054	-.228	-.622
110	122	-.389	.052	-.246	-.669
110	123	-.397	.047	-.266	-.550
110	124	-.397	.041	-.276	-.545
110	125	-.406	.044	-.272	-.570
110	126	-.391	.047	-.214	-.617
110	127	-.402	.058	-.211	-.664
110	128	-.406	.058	-.233	-.649
110	129	-.424	.064	-.238	-.674
110	130	-.420	.064	-.240	-.742
110	131	-.446	.062	-.246	-.760
110	132	-.451	.056	-.263	-.664
110	133	-.454	.056	-.270	-.648
110	134	-.422	.051	-.196	-.585
110	135	-.416	.056	-.158	-.669
110	136	-.424	.058	-.223	-.777
110	137	-.510	.099	-.241	-1.081
110	138	-.491	.094	-.251	-1.053
110	139	-.510	.098	-.279	-1.061
110	140	-.530	.089	-.309	-1.036
110	141	-.530	.096	-.252	-.888
110	142	-.439	.076	-.199	-.847
110	143	-.385	.055	-.206	-.560
110	144	-.389	.054	-.213	-.691
110	145	-.425	.075	-.189	-.857
110	146	-.538	.105	-.259	-1.265
110	147	-.559	.133	-.294	-1.488
110	148	-.570	.123	-.326	-1.233
110	149	-.568	.125	-.270	-1.225
110	150	-.464	.095	-.167	-.951
110	151	-.354	.085	.143	-.679
110	152	-.316	.065	-.012	-.558
110	153	-.371	.088	-.048	-.703
110	154	-.390	.106	-.031	-.823
110	155	-.558	.152	-.272	-1.911
110	156	-.564	.138	-.253	-1.560
110	157	-.537	.152	-.030	-1.441
110	158	-.388	.112	-.047	-.990
110	159	-.314	.066	-.051	-.658
110	160	-.293	.044	-.168	-.498
110	161	-.311	.052	-.145	-.609
110	162	-.320	.070	-.089	-.700
110	163	-.335	.090	-.074	-.747
110	164	-.437	.088	-.228	-1.084
110	165	-.453	.107	-.181	-1.324
110	166	-.385	.095	-.152	-.831
110	167	-.318	.073	-.088	-.733
110	168	-.277	.046	-.106	-.520
110	169	-.269	.037	-.131	-.425
110	170	-.246	.033	-.130	-.376
110	171	-.311	.053	-.118	-.524
110	172	-.329	.069	-.092	-.632
110	173	-.393	.108	-.076	-1.006
110	174	-.367	.099	-.124	-.963
110	175	-.307	.088	-.074	-.886
110	176	-.234	.038	-.095	-.462
110	177	-.216	.030	-.105	-.380
110	178	-.221	.034	-.120	-.384
110	179	-.207	.034	-.068	-.341
110	180	-.223	.037	-.088	-.369
110	181	-.219	.041	-.081	-.413
110	201	-.445	.111	-.146	-1.127
110	202	-.459	.086	-.188	-.918
110	203	-.501	.098	-.178	-1.267
110	204	-.432	.084	-.152	-1.091
110	205	-.429	.073	-.232	-.829
110	206	-.442	.059	-.268	-.683
110	207	-.480	.069	-.276	-.782
110	208	-.430	.083	-.192	-.974
110	209	-.429	.078	-.217	-1.014
110	210	-.442	.059	-.271	-.696
110	211	-.477	.065	-.281	-.764
110	212	-.408	.060	-.215	-.632
110	213	-.403	.060	-.180	-.733
110	214	-.423	.054	-.215	-.698
110	215	-.503	.073	-.289	-1.006
110	216	-.430	.064	-.240	-.722
110	217	-.421	.063	-.247	-.691
110	218	-.435	.056	-.271	-.648
110	219	-.467	.063	-.294	-.715
110	220	-.396	.060	-.232	-.637
110	221	-.399	.061	-.188	-.636
110	222	-.480	.096	-.268	-1.189
110	223	-.514	.099	-.287	-1.181
110	224	-.437	.078	-.230	-.806
110	225	-.437	.076	-.240	-1.403
110	226	-.453	.064	-.268	-.772
110	227	-.487	.072	-.289	-.802
110	228	-.418	.069	-.185	-.722
110	229	-.475	.147	-.175	-1.997
110	230	-.501	.126	-.225	-1.490
110	231	-.538	.126	-.222	-1.628
110	232	-.458	.116	-.087	-1.353
110	233	-.462	.123	-.166	-1.354
110	234	-.474	.100	-.198	-1.447
110	235	-.509	.113	-.176	-1.486
110	236	-.472	.179	-.055	-1.476
110	237	-.475	.175	-.008	-1.692
110	238	-.488	.115	-.132	-1.154
110	239	-.526	.134	-.000	-1.679
110	240	-.460	.135	-.112	-2.467
110	241	-.447	.126	-.087	-1.578
110	242	-.462	.110	-.208	-1.414
110	243	-.465	.159	-.083	-1.483
110	244	-.404	.152	-.042	-1.249
110	245	-.378	.102	.061	-.952
110	246	-.417	.101	-.081	-1.030
110	247	-.477	.151	-.183	-1.695
110	248	-.397	.147	-.070	-1.998
110	249	-.386	.132	-.072	-1.556
110	250	-.417	.121	-.155	-1.194
110	251	-.450	.125	-.147	-1.215
110	252	-.337	.078	-.042	-.692
110	253	-.347	.077	.005	-.890
110	254	-.382	.080	-.155	-.989
110	255	-.405	.092	-.155	-1.107
110	256	-.336	.089	-.075	-.999
110	257	-.285	.086	-.030	-.888
110	258	-.305	.067	-.074	-.744
110	259	-.359	.071	-.153	-.756
110	260	-.340	.081	-.110	-.994
110	261	-.368	.089	-.163	-.905
110	262	-.396	.085	-.210	-1.184
110	263	-.430	.099	-.199	-1.354
110	264	-.125	.079	.356	-.345
110	265	-.123	.062	.237	-.268
110	266	-.241	.071	.157	-.527
110	267	-.208	.057	.120	-.434
110	268	-.233	.056	.024	-.438

APPENDIX A -- PRESSURE DATA CONFIGURATION A : REPUBLIC PLAZA, DENVER

WD	TAP	CPMEAN	CPRMS	CPMAX	CPMIN
110	269	-.171	.041	.023	-.342
110	270	-.142	.053	.145	-.394
110	271	-.103	.067	.251	-.275
110	272	-.130	.089	.462	-.411
110	273	-.121	.072	.334	-.306
110	274	-.253	.063	.068	-.491
110	275	-.234	.056	.008	-.493
110	276	-.345	.127	.036	-1.059
110	277	-.320	.093	.106	-1.031
110	278	-.350	.094	.141	-.972
110	301	-.073	.087	.303	-.613
110	302	-.050	.091	.353	-.607
110	303	.020	.098	.346	-.439
110	304	.052	.093	.352	-.292
110	305	.062	.105	.448	-.314
110	306	.106	.105	.476	-.263
110	307	.202	.128	.816	-.234
110	308	.192	.127	.689	-.237
110	309	.165	.148	.653	-.356
110	310	-.052	.074	.205	-.354
110	311	.110	.094	.435	-.180
110	312	.282	.109	.665	-.053
110	313	.396	.132	.901	.012
110	314	.472	.138	.997	.062
110	315	.541	.159	1.046	.050
110	316	.581	.161	1.083	.059
110	317	.527	.174	1.075	-.012
110	318	.376	.166	.964	-.155
110	319	-.092	.070	.182	-.390
110	320	.060	.083	.367	-.250
110	321	.269	.119	.671	-.113
110	322	.412	.135	.901	.008
110	323	.530	.144	.952	.041
110	324	.579	.145	.989	.100
110	325	.603	.166	1.142	.081
110	326	.503	.167	1.102	-.021
110	327	.340	.161	1.009	-.134
110	328	-.150	.067	.251	-.419
110	329	.020	.092	.499	-.336
110	330	.225	.114	.769	-.128
110	331	.339	.144	.857	-.052
110	332	.404	.144	.875	.024
110	333	.457	.162	.957	-.037
110	334	.474	.171	.993	-.106
110	335	.384	.180	.948	-.281
110	336	.189	.163	.722	-.410
110	337	-.213	.085	.144	-.627
110	338	-.074	.096	.339	-.410
110	339	.081	.126	.641	-.325
110	340	.161	.127	.672	-.176

WD	TAP	CPMEAN	CPRMS	CPMAX	CPMIN
110	341	.226	.144	.856	-.166
110	342	.256	.142	.905	-.234
110	343	.225	.140	.944	-.197
110	344	.109	.138	.711	-.430
110	345	-.010	.161	.700	-.711
110	346	-.250	.081	.053	-.802
110	347	-.166	.081	.160	-.511
110	348	-.066	.076	.278	-.318
110	349	.021	.093	.405	-.298
110	350	.080	.098	.489	-.234
110	351	.099	.108	.565	-.255
110	352	.066	.099	.527	-.257
110	353	-.016	.116	.412	-.437
110	354	-.098	.113	.375	-.489
110	355	-.241	.082	.065	-.667
110	356	-.185	.068	.251	-.449
110	357	-.069	.088	.338	-.329
110	358	.014	.098	.442	-.294
110	359	.054	.096	.498	-.344
110	360	.061	.090	.551	-.347
110	361	.060	.105	.550	-.542
110	362	.004	.105	.424	-.491
110	363	-.068	.106	.390	-.524
110	364	-.227	.057	.043	-.474
110	365	-.158	.066	.209	-.412
110	366	-.055	.072	.353	-.298
110	367	-.057	.091	.443	-.385
110	368	.017	.088	.490	-.307
110	369	.022	.089	.522	-.269
110	370	-.032	.081	.417	-.322
110	371	-.113	.091	.420	-.529
110	372	-.105	.080	.332	-.502
110	373	-.236	.099	.235	-.649
110	374	.075	.102	.626	-.166
110	375	.046	.077	.426	-.150
110	376	.063	.069	.400	-.157
110	377	.101	.092	.554	-.094
110	378	.027	.072	.376	-.200
110	379	.032	.065	.341	-.146
110	401	-.833	.319	.000	-2.945
110	402	-.761	.237	.149	-1.642
110	403	-.425	.243	.230	-1.441
110	404	-.254	.134	.134	-1.116
110	405	-.220	.080	.138	-.722
110	406	-.227	.055	.020	-.530
110	407	-.304	.062	-.051	-.631
110	408	-.736	.248	.167	-1.819
110	409	-.739	.255	.476	-1.717
110	410	-.496	.289	.340	-1.474
110	411	-.206	.209	.265	-1.299

WD	TAP	CPMEAN	CPRMS	CPMAX	CPMIN
110	412	-.169	.105	.167	-.992
110	413	-.241	.070	.081	-.788
110	414	-.267	.049	.020	-.585
110	415	-.642	.185	.054	-1.267
110	416	-.652	.194	.242	-1.427
110	417	-.605	.335	.423	-1.630
110	418	-.302	.277	.456	-1.288
110	419	-.212	.195	.276	-1.318
110	420	-.238	.112	.130	-1.090
110	421	-.281	.082	-.002	-.857
110	422	-.636	.185	-.012	-1.656
110	423	-.695	.250	.246	-2.035
110	424	-.532	.366	.319	-1.787
110	425	-.297	.287	.366	-1.570
110	426	-.183	.132	.233	-.965
110	427	-.275	.093	.102	-.870
110	428	-.322	.074	-.085	-.723
110	429	-.646	.250	.113	-2.071
110	430	-.594	.233	.104	-1.504
110	431	-.431	.318	.235	-2.128
110	432	-.244	.201	.216	-1.366
110	433	-.218	.115	.108	-1.032
110	434	-.266	.069	.095	-.749
110	435	-.367	.080	-.016	-.907
110	436	-.492	.188	.050	-1.957
110	437	-.489	.198	.078	-1.699
110	438	-.329	.163	.090	-1.308
110	439	-.247	.136	.163	-1.339
110	440	-.211	.088	.134	-.807
110	441	-.263	.067	-.060	-.662
110	442	-.312	.063	-.069	-.626
110	443	-.352	.128	-.067	-1.125
110	444	-.346	.130	-.027	-1.149
110	445	-.311	.115	.014	-1.021
110	446	-.194	.070	.017	-.576
110	447	-.202	.063	.019	-.478
110	448	-.242	.060	.039	-.515
110	449	-.306	.076	-.076	-.869
110	450	-.233	.085	-.035	-.937
110	451	-.266	.098	-.042	-.919
110	452	-.230	.079	-.025	-.938
110	453	-.197	.065	.012	-.694
110	454	-.151	.045	.042	-.440
110	455	-.214	.052	.165	-.520
110	456	-.255	.058	.036	-.539
110	457	-.187	.061	-.016	-.577
110	458	-.158	.050	-.010	-.458
110	459	-.187	.059	-.007	-.487
110	460	-.160	.047	-.018	-.396
110	461	-.155	.047	.041	-.391

APPENDIX A -- PRESSURE DATA: CONFIGURATION A ; REPUBLIC PLAZA, DENVER

WD	TAP	CPMEAN	CPRMS	CPMAX	CPMIN
110	462	-.145	.038	.047	-.287
110	463	-.224	.052	.016	-.464
110	464	-.147	.037	-.031	-.288
110	465	-.134	.030	-.033	-.271
110	466	-.142	.035	-.033	-.333
110	467	-.129	.035	.083	-.280
110	468	-.130	.035	.080	-.284
110	469	-.167	.051	.006	-.446
110	470	-.174	.053	-.049	-.626
110	471	-.169	.053	-.017	-.628
110	472	-.147	.039	-.007	-.326
110	473	-.142	.038	-.022	-.308
110	474	-.125	.041	.022	-.284
110	475	-.113	.042	.062	-.312
110	476	-.137	.040	.046	-.317
110	477	-.157	.037	.014	-.352
110	478	-.170	.037	.013	-.433
110	601	-.167	.100	.358	-.536
110	602	-.116	.071	.477	-.561
110	603	-.103	.145	.555	-.651
110	604	-.130	.057	.420	-.363
110	605	-.128	.080	.312	-.476
110	606	-.143	.061	.089	-.470
110	607	-.135	.035	.011	-.289
110	608	-.143	.046	.034	-.437
110	609	-.203	.073	.130	-.656
110	610	-.181	.045	.015	-.355
110	611	-.187	.033	-.040	-.324
110	612	-.189	.048	.025	-.384
110	613	-.199	.042	.025	-.388
110	614	-.319	.150	.291	-.904
110	615	-.226	.060	.066	-.575
110	616	-.258	.101	.039	-1.225
110	617	-.187	.095	.442	-1.080
110	618	-.263	.091	.130	-.690
110	619	-.235	.059	-.084	-.580
110	620	-.196	.036	-.021	-.372
110	621	-.161	.074	.309	-.464
110	622	-.452	.227	.121	-2.826
110	623	-.198	.069	.262	-.688
110	624	-.165	.075	.323	-.538
110	625	-.236	.052	-.019	-.502
110	626	-.242	.053	-.038	-.513
110	627	-.202	.042	-.028	-.439
110	628	-.191	.032	-.069	-.335
110	629	-.199	.038	-.054	-.411
110	630	-.195	.046	-.022	-.463
110	631	-.171	.030	-.045	-.363
110	632	-.175	.039	.002	-.416
110	633	-.167	.033	-.036	-.313

WD	TAP	CPMEAN	CPRMS	CPMAX	CPMIN
110	634	-.184	.037	.006	-.334
110	635	-.182	.033	-.047	-.467
110	636	-.121	.050	.196	-.280
110	637	-.101	.052	.284	-.318
110	638	-.202	.097	.167	-.718
110	639	-.115	.034	.080	-.241
110	640	-.089	.053	.305	-.282
110	641	-.176	.079	.118	-.595
110	642	-.045	.120	.804	-.323
110	643	-.183	.063	.267	-.476
110	644	-.106	.101	.356	-.589
110	645	-.119	.110	.529	-.439
110	646	.108	.108	.619	-.246
110	647	-.079	.116	.469	-.446
110	648	-.059	.060	.263	-.239
110	649	-.093	.089	.255	-.613
110	650	-.113	.052	.189	-.284
110	651	-.310	.121	.105	-.979
110	652	.094	.115	.745	-.253
110	653	-.161	.052	.115	-.418
110	701	-.122	.066	.253	-.447
110	702	-.025	.060	.325	-.284
110	703	-.106	.043	.056	-.344
110	704	-.153	.048	.028	-.456
110	705	-.112	.038	.129	-.264
110	706	-.157	.051	-.029	-.445
110	707	-.135	.038	-.017	-.412
110	708	-.185	.063	.042	-.619
110	709	-.120	.086	.182	-.595
110	710	-.102	.032	.040	-.243
110	711	-.146	.053	.032	-.436
110	712	-.097	.042	.096	-.272
110	713	-.168	.067	.051	-.630
110	714	-.021	.066	.340	-.251
110	715	-.130	.061	.068	-.408
110	716	-.022	.044	.202	-.362
110	717	.105	.104	.678	-.175
110	718	-.130	.096	.175	-.620
110	719	-.026	.053	.240	-.377
110	720	-.029	.054	.239	-.282
110	721	-.007	.050	.271	-.210
110	722	-.068	.060	.270	-.254
110	723	-.023	.059	.305	-.430
110	724	-.005	.057	.298	-.202
110	725	-.015	.066	.357	-.205
110	726	-.174	.064	-.017	-.557
110	727	-.144	.035	-.051	-.326
110	728	-.147	.039	-.038	-.431
110	729	-.130	.042	.003	-.304
110	730	-.120	.032	-.014	-.254

WD	TAP	CPMEAN	CPRMS	CPMAX	CPMIN
110	731	-.139	.035	.007	-.342
110	732	-.164	.054	-.003	-.476
120	1	-.576	.166	-.031	-1.367
120	2	-.549	.155	.050	-1.384
120	3	-.461	.156	.134	-1.116
120	4	-.556	.152	.046	-1.345
120	5	-.509	.172	.037	-1.341
120	6	-.545	.111	-.159	-1.029
120	7	-.579	.137	-.083	-1.197
120	8	-.576	.151	-.062	-1.363
120	9	-.571	.137	-.190	-1.484
120	10	-.576	.116	-.221	-1.530
120	11	-.601	.136	-.247	-1.524
120	12	-.633	.167	-.118	-1.347
120	13	-.553	.129	-.176	-1.274
120	14	-.535	.119	-.234	-1.469
120	15	-.584	.116	-.244	-1.152
120	16	-.540	.111	-.235	-1.323
120	17	-.606	.149	-.229	-1.295
120	18	-.512	.113	-.244	-1.315
120	19	-.522	.107	-.177	-1.055
120	20	-.582	.118	-.264	-1.082
120	101	-.417	.097	-.097	-1.004
120	102	-.401	.099	-.091	-1.064
120	103	-.409	.097	-.086	-1.216
120	104	-.427	.084	-.107	-.952
120	105	-.452	.091	-.089	-.841
120	106	-.434	.086	-.132	-.776
120	107	-.440	.095	-.099	-.849
120	108	-.451	.094	-.139	-.847
120	109	-.471	.114	-.094	-.960
120	110	-.391	.077	-.096	-.698
120	111	-.395	.079	-.162	-.827
120	112	-.399	.067	-.204	-.732
120	113	-.421	.073	-.208	-.844
120	114	-.409	.070	-.205	-.750
120	115	-.407	.067	-.189	-.676
120	116	-.404	.061	-.182	-.704
120	117	-.423	.073	-.201	-.846
120	118	-.424	.080	-.182	-.947
120	119	-.424	.116	-.003	-.977
120	120	-.415	.089	-.129	-.794
120	121	-.430	.085	-.193	-.820
120	122	-.439	.071	-.226	-.776
120	123	-.414	.060	-.244	-.724
120	124	-.409	.049	-.279	-.639
120	125	-.423	.053	-.237	-.618
120	126	-.418	.061	-.205	-.721
120	127	-.431	.071	-.184	-.802
120	128	-.450	.109	-.027	-.962

APPENDIX A -- PRESSURE DATA: CONFIGURATION A ; REPUBLIC PLAZA, DENVER

WD	TAP	CPMEAN	CPRMS	CPMAX	CPMIN
120	129	-.460	.112	-.058	-.999
120	130	-.449	.094	-.156	-.887
120	131	-.465	.081	-.257	-.832
120	132	-.456	.065	-.292	-.802
120	133	-.453	.064	-.221	-.735
120	134	-.426	.063	-.179	-.711
120	135	-.427	.075	-.227	-.932
120	136	-.451	.087	-.252	-1.109
120	137	-.501	.103	-.227	-1.072
120	138	-.483	.100	-.210	-1.051
120	139	-.516	.103	-.292	-1.075
120	140	-.525	.088	-.334	-1.027
120	141	-.507	.086	-.250	-.877
120	142	-.415	.075	-.161	-.760
120	143	-.401	.072	-.164	-.671
120	144	-.430	.085	-.117	-.764
120	145	-.485	.129	-.032	-1.134
120	146	-.565	.136	-.267	-1.720
120	147	-.560	.134	-.254	-1.306
120	148	-.578	.128	-.267	-1.342
120	149	-.562	.135	-.221	-1.484
120	150	-.426	.100	-.049	-.867
120	151	-.339	.086	.057	-.681
120	152	-.316	.075	.023	-.609
120	153	-.363	.117	.020	-.831
120	154	-.376	.147	.057	-.957
120	155	-.514	.152	-.131	-1.783
120	156	-.519	.139	-.199	-1.359
120	157	-.518	.146	-.180	-1.227
120	158	-.417	.120	-.062	-.955
120	159	-.327	.084	.004	-.884
120	160	-.271	.061	-.032	-.594
120	161	-.277	.070	-.045	-.605
120	162	-.275	.085	.047	-.643
120	163	-.292	.103	.029	-.726
120	164	-.418	.087	-.204	-.942
120	165	-.437	.104	-.170	-1.181
120	166	-.420	.106	-.176	-.880
120	167	-.344	.080	-.106	-.690
120	168	-.277	.050	-.099	-.503
120	169	-.254	.044	-.098	-.427
120	170	-.215	.039	-.067	-.387
120	171	-.259	.057	-.051	-.525
120	172	-.263	.065	-.018	-.523
120	173	-.427	.138	-.104	-1.322
120	174	-.423	.142	-.005	-1.247
120	175	-.328	.107	-.052	-1.069
120	176	-.239	.048	-.027	-.500
120	177	-.190	.035	.016	-.345
120	178	-.208	.036	-.075	-.360
120	179	-.197	.036	-.053	-.350
120	180	-.217	.039	-.070	-.360
120	181	-.214	.042	-.050	-.391
120	201	-.520	.162	-.060	-1.429
120	202	-.521	.118	-.061	-1.155
120	203	-.551	.120	-.162	-1.213
120	204	-.482	.100	-.169	-1.055
120	205	-.471	.083	-.195	-.978
120	206	-.476	.068	-.277	-.871
120	207	-.515	.078	-.272	-.990
120	208	-.505	.141	-.177	-1.766
120	209	-.507	.132	-.168	-1.678
120	210	-.499	.087	-.214	-1.132
120	211	-.527	.091	-.231	-1.052
120	212	-.456	.079	-.224	-.871
120	213	-.446	.072	-.220	-.774
120	214	-.460	.064	-.252	-.750
120	215	-.573	.137	-.295	-1.844
120	216	-.505	.125	-.237	-1.644
120	217	-.492	.096	-.197	-1.316
120	218	-.491	.078	-.247	-.893
120	219	-.520	.083	-.259	-.880
120	220	-.450	.077	-.214	-.806
120	221	-.445	.071	-.232	-.759
120	222	-.574	.144	-.267	-1.396
120	223	-.610	.155	-.249	-1.508
120	224	-.527	.127	-.207	-1.332
120	225	-.531	.140	-.202	-1.611
120	226	-.532	.110	-.269	-1.208
120	227	-.559	.119	-.254	-1.195
120	228	-.491	.113	-.189	-1.103
120	229	-.580	.251	-.010	-2.301
120	230	-.594	.200	-.041	-1.726
120	231	-.626	.199	.012	-1.606
120	232	-.573	.197	-.067	-1.804
120	233	-.571	.206	-.119	-1.971
120	234	-.571	.171	-.181	-2.485
120	235	-.605	.190	-.172	-2.700
120	236	-.460	.257	.165	-1.848
120	237	-.448	.236	.231	-1.766
120	238	-.478	.173	.037	-1.097
120	239	-.601	.233	.107	-1.908
120	240	-.582	.248	.195	-1.991
120	241	-.562	.229	-.109	-2.266
120	242	-.565	.192	-.179	-1.937
120	243	-.378	.163	.010	-1.398
120	244	-.317	.145	.030	-1.345
120	245	-.345	.136	.241	-1.015
120	246	-.421	.146	.065	-1.132
120	247	-.518	.212	-.034	-2.211
120	248	-.471	.227	.063	-2.427
120	249	-.457	.207	.012	-1.877
120	250	-.305	.086	-.063	-.820
120	251	-.336	.090	.005	-.798
120	252	-.278	.071	.013	-.651
120	253	-.303	.081	.044	-.702
120	254	-.338	.083	-.023	-.795
120	255	-.372	.114	-.103	-1.249
120	256	-.314	.112	-.040	-.960
120	257	-.252	.070	.027	-.702
120	258	-.269	.059	.002	-.632
120	259	-.316	.065	.028	-.723
120	260	-.286	.076	-.085	-1.212
120	261	-.313	.085	-.101	-.904
120	262	-.345	.094	-.129	-.959
120	263	-.382	.116	-.126	-1.170
120	264	-.093	.081	.363	-.377
120	265	-.095	.065	.208	-.277
120	266	-.206	.077	.118	-.545
120	267	-.178	.062	.100	-.402
120	268	-.197	.060	.033	-.463
120	269	-.164	.042	-.003	-.332
120	270	-.153	.060	.082	-.569
120	271	-.096	.066	.313	-.380
120	272	-.090	.095	.415	-.318
120	273	-.096	.077	.271	-.295
120	274	-.213	.069	.093	-.536
120	275	-.193	.065	.065	-.495
120	276	-.285	.130	.127	-1.063
120	277	-.277	.093	.202	-1.003
120	278	-.298	.093	.196	-1.004
120	301	.003	.103	.441	-.360
120	302	.031	.107	.480	-.349
120	303	.086	.111	.474	-.361
120	304	.107	.104	.513	-.291
120	305	.115	.115	.459	-.385
120	306	.147	.118	.534	-.311
120	307	.209	.139	.590	-.281
120	308	.124	.129	.506	-.316
120	309	.014	.142	.481	-.452
120	310	.024	.096	.393	-.352
120	311	.208	.119	.559	-.220
120	312	.391	.132	.799	-.005
120	313	.492	.151	.925	.001
120	314	.549	.153	.975	.082
120	315	.570	.160	1.040	.037
120	316	.553	.149	1.039	.072
120	317	.394	.146	.885	-.048
120	318	.162	.135	.719	-.349
120	319	-.026	.088	.239	-.318

APPENDIX A -- PRESSURE DATA: CONFIGURATION A ; REPUBLIC PLAZA, DENVER

WD	TAP	CPMEAN	CPRMS	CPMAX	CPMIN
120	320	.154	.100	.469	-.177
120	321	.376	.136	.831	-.062
120	322	.501	.149	1.049	.028
120	323	.596	.164	1.110	.059
120	324	.615	.160	1.070	.096
120	325	.588	.169	1.107	.066
120	326	.397	.151	.865	-.077
120	327	.161	.145	.709	-.418
120	328	-.117	.099	.348	-.719
120	329	.073	.123	.625	-.481
120	330	.279	.143	.804	-.158
120	331	.381	.154	.925	-.096
120	332	.431	.154	.958	-.012
120	333	.469	.172	.997	.015
120	334	.456	.171	1.047	-.053
120	335	.312	.149	.840	-.235
120	336	.041	.123	.588	-.413
120	337	-.217	.129	.342	-.894
120	338	-.055	.125	.516	-.545
120	339	.078	.135	.662	-.283
120	340	.134	.131	.636	-.197
120	341	.188	.156	.791	-.201
120	342	.230	.169	.878	-.246
120	343	.253	.170	.914	-.270
120	344	.100	.136	.665	-.342
120	345	-.075	.133	.398	-.674
120	346	-.269	.123	.300	-.826
120	347	-.163	.106	.242	-.563
120	348	-.080	.083	.242	-.331
120	349	-.026	.094	.394	-.344
120	350	.012	.104	.505	-.311
120	351	.023	.115	.527	-.379
120	352	.004	.120	.528	-.406
120	353	-.072	.142	.560	-.575
120	354	-.168	.136	.525	-.662
120	355	-.267	.099	.085	-.718
120	356	-.213	.072	.114	-.567
120	357	-.115	.081	.210	-.504
120	358	-.050	.088	.404	-.457
120	359	-.016	.101	.379	-.357
120	360	-.009	.104	.440	-.373
120	361	.002	.132	.649	-.450
120	362	-.045	.140	.629	-.522
120	363	-.130	.132	.477	-.627
120	364	-.232	.058	-.053	-.520
120	365	-.175	.061	.095	-.427
120	366	-.088	.064	.244	-.331
120	367	-.062	.086	.433	-.441
120	368	.021	.091	.489	-.29[illegible]
120	369	.032	.098	.709	-.326

WD	TAP	CPMEAN	CPRMS	CPMAX	CPMIN
120	370	.007	.099	.568	-.347
120	371	-.082	.122	.489	-.503
120	372	-.103	.109	.315	-.509
120	373	-.181	.098	.262	-.646
120	374	.059	.103	.618	-.190
120	375	.061	.083	.437	-.163
120	376	.070	.074	.435	-.107
120	377	.078	.086	.513	-.111
120	378	.038	.085	.478	-.196
120	379	.039	.077	.441	-.166
120	401	-1.188	.519	-.062	-3.767
120	402	-.958	.236	-.029	-1.920
120	403	-.784	.267	.005	-1.929
120	404	-.558	.238	.096	-1.449
120	405	-.398	.158	.036	-1.199
120	406	-.320	.094	.077	-.953
120	407	-.373	.100	.003	-.929
120	408	-1.044	.289	-.311	-2.083
120	409	-1.037	.294	-.357	-2.446
120	410	-.883	.227	-.036	-1.623
120	411	-.543	.262	.153	-1.585
120	412	-.350	.169	.169	-1.388
120	413	-.334	.104	-.007	-1.005
120	414	-.325	.072	-.067	-.821
120	415	-.810	.178	-.254	-1.646
120	416	-.816	.179	-.274	-1.668
120	417	-.853	.207	.197	-1.841
120	418	-.723	.242	.157	-1.422
120	419	-.571	.297	.237	-1.614
120	420	-.442	.226	.111	-1.495
120	421	-.434	.213	.185	-1.443
120	422	-.783	.167	-.300	-1.710
120	423	-.852	.211	-.252	-2.399
120	424	-.844	.276	.048	-2.229
120	425	-.686	.314	.161	-1.825
120	426	-.473	.238	.063	-1.481
120	427	-.439	.213	.175	-1.467
120	428	-.444	.204	.286	-1.508
120	429	-.836	.260	-.146	-2.983
120	430	-.803	.232	-.112	-2.071
120	431	-.767	.331	.129	-2.324
120	432	-.546	.302	.250	-2.327
120	433	-.383	.210	.089	-1.393
120	434	-.348	.120	-.027	-1.121
120	435	-.420	.125	-.070	-1.208
120	436	-.676	.250	-.147	-2.049
120	437	-.706	.282	-.053	-2.573
120	438	-.465	.218	.028	-1.550
120	439	-.327	.162	.083	-1.377
120	440	-.272	.105	.169	-1.098

WD	TAP	CPMEAN	CPRMS	CPMAX	CPMIN
120	441	-.317	.083	.036	-.935
120	442	-.350	.075	-.107	-.767
120	443	-.518	.175	-.131	-1.600
120	444	-.498	.178	-.050	-1.398
120	445	-.369	.131	-.043	-1.163
120	446	-.256	.067	-.013	-.697
120	447	-.265	.060	-.089	-.636
120	448	-.290	.063	-.069	-.715
120	449	-.335	.075	-.089	-.753
120	450	-.342	.103	-.104	-1.123
120	451	-.378	.123	-.118	-1.314
120	452	-.326	.100	-.072	-1.010
120	453	-.279	.077	-.024	-.662
120	454	-.225	.051	-.064	-.453
120	455	-.276	.056	-.077	-.501
120	456	-.304	.064	-.121	-.569
120	457	-.307	.095	-.050	-1.139
120	458	-.270	.075	-.086	-.666
120	459	-.297	.096	-.063	-.760
120	460	-.245	.073	-.006	-.637
120	461	-.204	.052	-.007	-.532
120	462	-.186	.038	-.062	-.385
120	463	-.254	.056	-.106	-.537
120	464	-.212	.050	-.071	-.487
120	465	-.205	.041	-.095	-.423
120	466	-.198	.048	-.052	-.442
120	467	-.166	.042	.049	-.414
120	468	-.168	.044	.039	-.387
120	469	-.275	.084	-.031	-.751
120	470	-.260	.070	-.073	-.711
120	471	-.276	.072	-.064	-.677
120	472	-.218	.053	-.033	-.446
120	473	-.216	.055	-.048	-.449
120	474	-.162	.048	.106	-.350
120	475	-.147	.051	.101	-.359
120	476	-.164	.049	.072	-.386
120	477	-.196	.038	-.021	-.326
120	478	-.205	.039	-.050	-.397
120	601	-.131	.102	.423	-.562
120	602	-.081	.089	.426	-.463
120	603	-.068	.166	.734	-.597
120	604	-.114	.064	.257	-.344
120	605	-.078	.089	.368	-.463
120	606	-.122	.071	.178	-.431
120	607	-.129	.039	.065	-.340
120	608	-.120	.043	.070	-.339
120	609	-.186	.068	.179	-.605
120	610	-.173	.054	.185	-.401
120	611	-.203	.040	.011	-.366
120	612	-.187	.062	.103	-.488

APPENDIX A -- PRESSURE DATA: CONFIGURATION A ; REPUBLIC PLAZA, DENVER

WD	TAP	CPMEAN	CPRMS	CPMAX	CPMIN
120	613	-.212	.053	.094	-.499
120	614	-.292	.155	.176	-1.030
120	615	-.195	.064	.086	-.576
120	616	-.227	.110	.072	-1.030
120	617	-.143	.112	.417	-.843
120	618	-.279	.116	.239	-.874
120	619	-.294	.076	-.050	-.691
120	620	-.190	.039	-.021	-.355
120	621	-.129	.088	.358	-.421
120	622	-.358	.214	.195	-1.774
120	623	-.173	.073	.157	-.731
120	624	-.112	.094	.549	-.500
120	625	-.231	.062	-.036	-.555
120	626	-.228	.055	-.038	-.580
120	627	-.204	.045	-.031	-.477
120	628	-.193	.038	-.038	-.381
120	629	-.206	.043	-.074	-.456
120	630	-.181	.047	.122	-.564
120	631	-.179	.034	-.003	-.340
120	632	-.174	.044	.070	-.407
120	633	-.178	.037	-.029	-.437
120	634	-.198	.043	-.066	-.646
120	635	-.175	.034	-.027	-.314
120	636	-.134	.043	.112	-.376
120	637	-.125	.047	.103	-.414
120	638	-.188	.075	.062	-.743
120	639	-.116	.043	.225	-.262
120	640	-.118	.043	.023	-.302
120	641	-.171	.062	.068	-.562
120	642	-.085	.088	.495	-.324
120	643	-.136	.083	.390	-.580
120	644	-.119	.115	.479	-.715
120	645	-.054	.133	.608	-.598
120	646	.115	.104	.546	-.171
120	647	-.064	.110	.490	-.422
120	648	-.069	.045	.146	-.230
120	649	-.101	.087	.318	-.564
120	650	-.058	.067	.321	-.229
120	651	-.238	.131	.297	-1.218
120	652	.104	.123	.659	-.193
120	653	-.132	.059	.110	-.478
120	701	-.139	.084	.270	-.687
120	702	-.060	.070	.259	-.347
120	703	-.118	.046	.080	-.303
120	704	-.197	.057	.030	-.466
120	705	-.121	.041	.086	-.286
120	706	-.136	.040	.016	-.351
120	707	-.176	.047	-.017	-.535
120	708	-.260	.075	-.037	-.729
120	709	-.247	.124	.074	-.857

WD	TAP	CPMEAN	CPRMS	CPMAX	CPMIN
120	710	-.147	.047	.013	-.455
120	711	-.128	.043	.009	-.443
120	712	-.121	.042	.071	-.325
120	713	-.291	.112	-.053	-1.365
120	714	-.064	.075	.304	-.394
120	715	-.133	.074	.213	-.494
120	716	-.043	.070	.283	-.398
120	717	.094	.114	.711	-.145
120	718	-.128	.124	.333	-.753
120	719	-.044	.073	.288	-.429
120	720	-.032	.086	.476	-.469
120	721	-.020	.062	.321	-.238
120	722	-.087	.083	.342	-.359
120	723	-.043	.068	.462	-.462
120	724	-.025	.068	.330	-.220
120	725	-.017	.094	.426	-.284
120	726	-.258	.077	.010	-.686
120	727	-.185	.046	-.053	-.399
120	728	-.162	.032	-.035	-.382
120	729	-.174	.050	-.013	-.385
120	730	-.137	.033	.001	-.319
120	731	-.156	.035	-.030	-.327
120	732	-.266	.080	-.063	-.781
130	1	-.609	.187	-.042	-1.626
130	2	-.595	.201	.270	-1.770
130	3	-.560	.192	.144	-1.624
130	4	-.570	.178	.130	-1.486
130	5	-.552	.190	.066	-1.816
130	6	-.570	.126	-.189	-1.221
130	7	-.560	.140	-.186	-1.403
130	8	-.581	.162	-.193	-1.905
130	9	-.595	.159	-.266	-1.897
130	10	-.605	.131	-.268	-1.324
130	11	-.584	.130	-.153	-1.506
130	12	-.624	.171	-.140	-1.675
130	13	-.564	.130	-.185	-1.306
130	14	-.574	.131	-.198	-1.320
130	15	-.575	.102	-.266	-1.091
130	16	-.551	.127	-.274	-1.405
130	17	-.599	.119	-.279	-1.289
130	18	-.551	.130	-.190	-1.231
130	19	-.527	.101	-.255	-1.124
130	20	-.546	.093	-.264	-.952
130	101	-.478	.152	-.001	-1.258
130	102	-.458	.145	-.033	-1.260
130	103	-.465	.131	-.016	-1.248
130	104	-.469	.104	-.111	-.893
130	105	-.491	.116	-.058	-.937
130	106	-.469	.111	-.100	-.918
130	107	-.472	.124	-.073	-1.089

WD	TAP	CPMEAN	CPRMS	CPMAX	CPMIN
130	108	-.482	.126	-.054	-1.011
130	109	-.511	.158	.019	-1.230
130	110	-.479	.144	.000	-1.146
130	111	-.463	.128	-.053	-1.039
130	112	-.448	.099	-.120	-.969
130	113	-.459	.096	-.122	-.960
130	114	-.434	.087	-.121	-.815
130	115	-.425	.080	-.170	-.797
130	116	-.421	.080	-.192	-.878
130	117	-.449	.105	-.148	-1.181
130	118	-.459	.116	-.105	-1.134
130	119	-.532	.152	-.056	-1.131
130	120	-.498	.113	-.155	-.957
130	121	-.487	.104	-.163	-.896
130	122	-.451	.084	-.221	-.745
130	123	-.427	.069	-.220	-.718
130	124	-.412	.061	-.202	-.700
130	125	-.432	.079	-.173	-.839
130	126	-.441	.100	-.136	-1.008
130	127	-.467	.114	-.090	-1.248
130	128	-.565	.146	-.063	-1.157
130	129	-.555	.143	-.052	-1.104
130	130	-.516	.118	-.159	-.979
130	131	-.495	.100	-.232	-.914
130	132	-.464	.080	-.167	-.791
130	133	-.454	.079	-.196	-.783
130	134	-.434	.084	-.164	-.843
130	135	-.468	.112	-.120	-1.059
130	136	-.511	.124	-.165	-1.086
130	137	-.586	.154	-.181	-1.413
130	138	-.561	.148	-.206	-1.347
130	139	-.583	.146	-.205	-1.256
130	140	-.576	.127	-.299	-1.197
130	141	-.521	.107	-.153	-.955
130	142	-.430	.085	-.126	-.745
130	143	-.417	.094	-.073	-.867
130	144	-.452	.118	-.083	-1.021
130	145	-.517	.173	.012	-1.675
130	146	-.615	.181	-.185	-1.504
130	147	-.643	.184	-.188	-1.786
130	148	-.666	.184	-.210	-1.954
130	149	-.582	.168	-.148	-1.441
130	150	-.413	.110	-.090	-.887
130	151	-.323	.087	.027	-.678
130	152	-.299	.085	-.056	-.630
130	153	-.321	.134	.071	-.867
130	154	-.322	.156	.136	-.997
130	155	-.469	.180	.002	-1.447
130	156	-.461	.164	-.078	-1.304
130	157	-.436	.163	-.055	-1.431

APPENDIX A -- PRESSURE DATA: CONFIGURATION A ; REPUBLIC PLAZA, DENVER

WD	TAP	CPMEAN	CPRMS	CPMAX	CPMIN
130	158	-.336	.102	-.031	-.805
130	159	-.302	.080	-.028	-.708
130	160	-.263	.058	-.063	-.598
130	161	-.255	.070	-.006	-.559
130	162	-.233	.090	.018	-.828
130	163	-.230	.091	.051	-.710
130	164	-.342	.093	-.143	-1.073
130	165	-.358	.109	-.124	-1.441
130	166	-.328	.097	-.087	-1.015
130	167	-.297	.068	-.060	-.671
130	168	-.260	.049	-.069	-.498
130	169	-.232	.038	-.100	-.455
130	170	-.183	.032	-.069	-.340
130	171	-.219	.048	-.070	-.577
130	172	-.218	.057	-.060	-.722
130	173	-.341	.113	-.060	-1.136
130	174	-.337	.125	-.017	-1.520
130	175	-.262	.081	-.078	-.778
130	176	-.156	.040	-.015	-.390
130	177	-.183	.034	-.060	-.380
130	178	-.189	.035	-.044	-.428
130	179	-.179	.036	-.019	-.571
130	180	-.212	.036	-.060	-.422
130	181	-.209	.039	-.052	-.510
130	201	-.581	.247	.250	-1.880
130	202	-.569	.175	.070	-1.357
130	203	-.609	.190	-.041	-1.670
130	204	-.555	.162	-.124	-2.015
130	205	-.523	.122	-.172	-1.296
130	206	-.519	.092	-.228	-1.071
130	207	-.554	.106	-.217	-1.232
130	208	-.576	.231	-.017	-1.735
130	209	-.561	.200	.085	-1.801
130	210	-.547	.142	-.145	-1.474
130	211	-.586	.153	-.240	-1.441
130	212	-.508	.120	-.228	-1.180
130	213	-.493	.102	-.214	-1.075
130	214	-.503	.090	-.253	-1.019
130	215	-.666	.234	-.069	-1.883
130	216	-.602	.212	.025	-1.812
130	217	-.570	.174	.014	-1.725
130	218	-.564	.139	-.203	-1.419
130	219	-.578	.131	-.194	-1.217
130	220	-.504	.118	-.171	-1.081
130	221	-.501	.119	-.179	-1.139
130	222	-.699	.259	-.000	-2.630
130	223	-.724	.272	.216	-2.354
130	224	-.641	.217	.013	-2.025
130	225	-.637	.200	.132	-2.024
130	226	-.626	.161	-.151	-1.997
130	227	-.644	.168	-.229	-1.975
130	228	-.579	.161	-.171	-1.859
130	229	-.607	.294	.250	-2.100
130	230	-.610	.233	.140	-1.887
130	231	-.691	.245	.084	-1.665
130	232	-.699	.238	.072	-1.931
130	233	-.712	.234	-.013	-2.216
130	234	-.708	.187	-.253	-2.002
130	235	-.744	.212	-.212	-2.092
130	236	-.362	.229	.284	-1.720
130	237	-.372	.211	.292	-1.318
130	238	-.468	.199	.115	-1.424
130	239	-.645	.261	.142	-1.838
130	240	-.716	.260	.105	-2.162
130	241	-.741	.242	-.160	-2.010
130	242	-.745	.206	-.176	-1.865
130	243	-.286	.111	.002	-1.123
130	244	-.243	.106	.072	-1.029
130	245	-.278	.110	.085	-.847
130	246	-.363	.123	.140	-.939
130	247	-.525	.191	.040	-1.545
130	248	-.588	.225	.042	-2.353
130	249	-.626	.229	-.037	-1.885
130	250	-.246	.063	-.055	-.601
130	251	-.279	.064	.030	-.614
130	252	-.257	.063	-.054	-.609
130	253	-.294	.072	-.052	-.746
130	254	-.338	.080	-.045	-.844
130	255	-.394	.125	-.082	-1.186
130	256	-.347	.130	-.040	-1.329
130	257	-.218	.050	-.057	-.508
130	258	-.229	.042	-.050	-.411
130	259	-.277	.051	-.092	-.535
130	260	-.251	.057	-.057	-.537
130	261	-.273	.071	-.062	-.687
130	262	-.281	.063	-.085	-.731
130	263	-.311	.073	-.089	-.779
130	264	-.107	.058	.178	-.269
130	265	-.099	.049	.092	-.247
130	266	-.154	.057	.073	-.416
130	267	-.140	.051	.087	-.327
130	268	-.150	.055	.066	-.384
130	269	-.157	.034	-.017	-.281
130	270	-.140	.038	.087	-.283
130	271	-.109	.053	.297	-.309
130	272	-.094	.073	.476	-.351
130	273	-.093	.060	.402	-.279
130	274	-.147	.053	.068	-.455
130	275	-.141	.050	.061	-.347
130	276	-.220	.097	.139	-.763
130	277	-.262	.081	.029	-.707
130	278	-.273	.074	.007	-.696
130	301	.054	.125	.500	-.428
130	302	.079	.127	.508	-.400
130	303	.132	.123	.544	-.352
130	304	.133	.112	.473	-.263
130	305	.128	.120	.549	-.324
130	306	.149	.117	.554	-.360
130	307	.182	.123	.581	-.250
130	308	.064	.109	.477	-.301
130	309	-.045	.119	.397	-.464
130	310	.096	.113	.499	-.371
130	311	.317	.138	.872	-.218
130	312	.485	.146	1.014	-.020
130	313	.550	.161	1.045	.001
130	314	.569	.159	1.099	.068
130	315	.568	.167	1.049	-.004
130	316	.514	.153	.998	-.033
130	317	.327	.146	.829	-.268
130	318	.121	.132	.630	-.458
130	319	.043	.112	.475	-.384
130	320	.242	.119	.643	-.128
130	321	.463	.150	.976	.068
130	322	.563	.158	1.181	.144
130	323	.585	.168	1.092	.076
130	324	.563	.157	1.047	.085
130	325	.494	.160	.978	-.008
130	326	.279	.140	.706	-.188
130	327	.103	.125	.512	-.401
130	328	-.019	.114	.324	-.504
130	329	.205	.140	.678	-.324
130	330	.414	.159	.943	-.079
130	331	.452	.172	1.079	.022
130	332	.455	.166	1.079	.028
130	333	.447	.177	1.149	-.043
130	334	.392	.173	1.041	-.106
130	335	.193	.147	.831	-.287
130	336	-.069	.117	.416	-.509
130	337	-.108	.168	.531	-.733
130	338	.082	.165	.742	-.462
130	339	.225	.161	.846	-.218
130	340	.231	.140	.814	-.119
130	341	.219	.145	.938	-.177
130	342	.195	.147	.891	-.273
130	343	.131	.157	.799	-.248
130	344	-.046	.140	.556	-.469
130	345	-.200	.142	.419	-.696
130	346	-.169	.150	.374	-.726
130	347	-.041	.142	.546	-.626
130	348	.032	.108	.438	-.274

APPENDIX A -- PRESSURE DATA: CONFIGURATION A ; REPUBLIC PLAZA DENVER

WD	TAP	CPMEAN	CPRMS	CPMAX	CPMIN
130	349	.042	.100	.491	-.275
130	350	.026	.091	.427	-.275
130	351	-.004	.096	.414	-.375
130	352	-.087	.097	.370	-.522
130	353	-.209	.123	.313	-.760
130	354	-.314	.118	.198	-.804
130	355	-.279	.113	.330	-.744
130	356	-.211	.091	.324	-.607
130	357	-.117	.090	.244	-.451
130	358	-.064	.084	.338	-.326
130	359	-.043	.090	.380	-.380
130	360	-.057	.083	.383	-.316
130	361	-.073	.105	.371	-.493
130	362	-.150	.113	.354	-.543
130	363	-.245	.112	.330	-.667
130	364	-.276	.066	-.001	-.636
130	365	-.218	.070	.106	-.589
130	366	-.133	.071	.166	-.527
130	367	-.106	.082	.302	-.466
130	368	-.012	.082	.378	-.390
130	369	.002	.088	.436	-.359
130	370	-.032	.088	.453	-.393
130	371	-.132	.117	.389	-.517
130	372	-.163	.118	.385	-.790
130	373	-.217	.083	.117	-.527
130	374	.151	.144	.819	-.211
130	375	.112	.108	.658	-.169
130	376	.117	.092	.561	-.130
130	377	.200	.131	.723	-.125
130	378	.080	.104	.582	-.174
130	379	.083	.107	.789	-.182
130	401	-.725	.282	-.213	-2.804
130	402	-.664	.192	-.274	-1.812
130	403	-.712	.208	-.246	-1.628
130	404	-.689	.207	.055	-1.985
130	405	-.625	.220	.062	-1.628
130	406	-.485	.173	.216	-1.365
130	407	-.550	.255	.268	-1.905
130	408	-.690	.195	-.247	-1.698
130	409	-.700	.220	-.266	-2.375
130	410	-.669	.184	-.276	-1.709
130	411	-.691	.193	-.142	-1.654
130	412	-.604	.200	.077	-1.586
130	413	-.547	.220	.137	-1.561
130	414	-.519	.215	.072	-1.777
130	415	-.637	.147	-.195	-1.364
130	416	-.640	.147	-.220	-1.377
130	417	-.674	.172	-.187	-1.764
130	418	-.659	.171	-.137	-1.532
130	419	-.676	.222	.005	-1.789

WD	TAP	CPMEAN	CPRMS	CPMAX	CPMIN
130	420	-.680	.273	.140	-2.124
130	421	-.672	.296	.120	-2.212
130	422	-.658	.137	-.255	-1.374
130	423	-.719	.166	-.234	-1.589
130	424	-.738	.185	-.245	-1.698
130	425	-.746	.213	-.012	-1.999
130	426	-.655	.189	-.001	-1.565
130	427	-.682	.256	.184	-2.169
130	428	-.691	.297	.103	-2.385
130	429	-.786	.217	-.302	-2.143
130	430	-.746	.192	-.288	-2.020
130	431	-.791	.253	-.099	-2.292
130	432	-.708	.243	.203	-1.701
130	433	-.597	.234	.113	-1.709
130	434	-.505	.170	.018	-1.358
130	435	-.559	.199	-.012	-1.763
130	436	-.722	.231	-.157	-2.058
130	437	-.707	.238	-.144	-2.011
130	438	-.601	.203	.093	-1.697
130	439	-.507	.215	.191	-1.405
130	440	-.401	.169	.320	-1.211
130	441	-.393	.135	.110	-1.290
130	442	-.410	.112	-.074	-1.129
130	443	-.510	.168	-.075	-1.572
130	444	-.513	.178	-.065	-1.508
130	445	-.490	.171	.151	-1.322
130	446	-.353	.107	-.046	-.891
130	447	-.327	.095	.053	-.831
130	448	-.311	.086	.040	-.858
130	449	-.338	.097	-.007	-.958
130	450	-.413	.144	-.119	-1.398
130	451	-.457	.181	-.055	-1.763
130	452	-.373	.144	.016	-1.489
130	453	-.288	.091	.022	-.776
130	454	-.216	.054	.006	-.488
130	455	-.255	.056	.020	-.599
130	456	-.268	.060	.001	-.556
130	457	-.307	.102	-.024	-1.211
130	458	-.267	.080	-.034	-.785
130	459	-.278	.101	.010	-.744
130	460	-.227	.069	-.023	-.717
130	461	-.207	.053	.007	-.536
130	462	-.182	.036	-.010	-.326
130	463	-.251	.050	-.070	-.442
130	464	-.200	.052	.015	-.435
130	465	-.135	.037	.030	-.275
130	466	-.185	.047	.016	-.463
130	467	-.158	.043	.062	-.328
130	468	-.157	.043	.075	-.325
130	469	-.250	.093	.109	-1.184

WD	TAP	CPMEAN	CPRMS	CPMAX	CPMIN
130	470	-.251	.079	-.019	-.666
130	471	-.197	.077	.001	-.783
130	472	-.196	.057	.039	-.490
130	473	-.186	.053	.002	-.444
130	474	-.145	.047	.212	-.309
130	475	-.079	.052	.341	-.229
130	476	-.161	.049	.076	-.403
130	477	-.184	.043	.034	-.335
130	478	-.180	.040	.028	-.349
130	601	-.177	.110	.277	-.644
130	602	-.204	.100	.265	-.653
130	603	.107	.172	.752	-.527
130	604	-.176	.060	.122	-.511
130	605	-.072	.087	.315	-.518
130	606	-.165	.071	.143	-.488
130	607	-.113	.035	.025	-.257
130	608	-.154	.045	.067	-.336
130	609	-.233	.077	.116	-.685
130	610	-.181	.056	.068	-.412
130	611	-.168	.046	.023	-.363
130	612	-.213	.071	.078	-.520
130	613	-.235	.072	.153	-.492
130	614	-.195	.175	.336	-.952
130	615	-.186	.087	.083	-.728
130	616	-.181	.067	.129	-.727
130	617	-.090	.096	.369	-.546
130	618	-.311	.119	.153	-.947
130	619	-.261	.068	-.094	-.650
130	620	-.214	.040	-.062	-.393
130	621	-.046	.111	.443	-.404
130	622	-.267	.129	.079	-1.132
130	623	-.147	.074	.200	-.489
130	624	-.091	.084	.355	-.417
130	625	-.235	.068	-.037	-.694
130	626	-.223	.051	-.071	-.558
130	627	-.159	.035	-.050	-.381
130	628	-.225	.045	-.069	-.700
130	629	-.243	.049	-.051	-.569
130	630	-.197	.055	.013	-.492
130	631	-.152	.030	-.030	-.299
130	632	-.192	.037	-.037	-.368
130	633	-.207	.037	-.061	-.393
130	634	-.238	.050	-.076	-.517
130	635	-.126	.050	.069	-.341
130	636	-.135	.055	.191	-.433
130	637	-.174	.061	.074	-.458
130	638	-.200	.059	.079	-.613
130	639	-.031	.070	.431	-.200
130	640	-.164	.055	.085	-.384
130	641	-.196	.063	-.003	-.567

APPENDIX A -- PRESSURE DATA: CONFIGURATION A ; REPUBLIC PLAZA, DENVER

WD	TAP	CPMEAN	CPRMS	CPMAX	CPMIN
130	642	-.138	.054	.400	-.348
130	643	-.086	.052	.253	-.313
130	644	-.185	.148	.564	-1.036
130	645	-.020	.125	.682	-.411
130	646	.218	.122	.674	-.194
130	647	.013	.116	.572	-.362
130	648	-.097	.052	.129	-.319
130	649	-.160	.134	.342	-.753
130	650	-.057	.066	.334	-.300
130	651	-.229	.088	.155	-.706
130	652	.225	.178	.969	-.184
130	653	-.141	.053	.093	-.379
130	701	-.138	.104	.261	-.583
130	702	.003	.121	.782	-.428
130	703	-.107	.079	.280	-.576
130	704	-.208	.066	.081	-.535
130	705	-.131	.076	.182	-.509
130	706	-.171	.063	.018	-.560
130	707	-.182	.056	.008	-.541
130	708	-.267	.086	-.007	-.751
130	709	-.132	.121	.280	-.793
130	710	-.126	.059	.180	-.423
130	711	-.168	.075	.129	-.584
130	712	-.097	.069	.282	-.378
130	713	-.280	.140	.069	-1.435
130	714	.023	.105	.416	-.372
130	715	-.162	.098	.245	-.556
130	716	.006	.080	.301	-.686
130	717	.238	.158	.888	-.139
130	718	-.188	.178	.325	-1.167
130	719	.017	.083	.391	-.390
130	720	.057	.106	.575	-.369
130	721	.092	.104	.665	-.169
130	722	-.018	.096	.474	-.326
130	723	.036	.084	.455	-.459
130	724	.043	.092	.602	-.288
130	725	-.044	.062	.389	-.240
130	726	-.233	.078	-.050	-.788
130	727	-.199	.055	.014	-.487
130	728	-.172	.052	.022	-.459
130	729	-.185	.051	.020	-.465
130	730	-.156	.047	.010	-.367
130	731	-.152	.055	.048	-.434
130	732	-.253	.098	.071	-.911
140	1	-.581	.152	.059	-1.343
140	2	-.583	.175	.223	-1.783
140	3	-.575	.201	-.014	-1.940
140	4	-.553	.178	.222	-1.654
140	5	-.560	.164	-.036	-1.325
140	6	-.577	.116	-.212	-1.171

WD	TAP	CPMEAN	CPRMS	CPMAX	CPMIN
140	7	-.529	.130	-.028	-1.333
140	8	-.563	.152	-.155	-1.570
140	9	-.612	.157	-.209	-1.427
140	10	-.604	.124	-.247	-1.508
140	11	-.561	.118	-.250	-1.309
140	12	-.582	.144	-.162	-1.465
140	13	-.552	.115	-.241	-1.328
140	14	-.568	.120	-.249	-1.339
140	15	-.557	.104	-.242	-1.116
140	16	-.553	.113	-.195	-1.242
140	17	-.564	.120	-.250	-1.239
140	18	-.551	.115	-.267	-1.400
140	19	-.524	.100	-.212	-1.150
140	20	-.532	.097	-.285	-1.101
140	101	-.501	.140	-.102	-1.411
140	102	-.481	.133	-.096	-1.424
140	103	-.473	.122	-.046	-1.388
140	104	-.476	.098	-.102	-1.166
140	105	-.496	.109	-.100	-1.034
140	106	-.474	.105	-.101	-1.032
140	107	-.471	.122	.037	-1.207
140	108	-.473	.119	-.077	-1.078
140	109	-.497	.147	-.001	-1.213
140	110	-.463	.110	-.150	-1.255
140	111	-.437	.097	-.136	-1.024
140	112	-.425	.073	-.204	-.986
140	113	-.441	.075	-.121	-1.027
140	114	-.426	.074	-.135	-.877
140	115	-.430	.085	-.139	-1.052
140	116	-.438	.088	-.154	-.918
140	117	-.462	.118	-.053	-.910
140	118	-.461	.132	-.016	-1.234
140	119	-.464	.109	-.079	-1.145
140	120	-.438	.081	-.144	-.991
140	121	-.430	.072	-.167	-.899
140	122	-.410	.060	-.197	-.635
140	123	-.427	.066	-.209	-.666
140	124	-.442	.069	-.167	-.853
140	125	-.472	.095	-.121	-1.159
140	126	-.479	.120	-.054	-1.019
140	127	-.511	.136	-.001	-1.205
140	128	-.504	.109	-.059	-1.078
140	129	-.487	.107	-.113	-1.052
140	130	-.443	.084	-.132	-1.037
140	131	-.432	.074	-.091	-.751
140	132	-.439	.065	-.187	-.698
140	133	-.460	.081	-.191	-.814
140	134	-.454	.102	-.179	-.965
140	135	-.489	.136	-.041	-1.087
140	136	-.531	.145	-.097	-1.174

WD	TAP	CPMEAN	CPRMS	CPMAX	CPMIN
140	137	-.555	.142	-.175	-1.242
140	138	-.508	.129	-.086	-1.151
140	139	-.479	.108	.027	-1.202
140	140	-.463	.076	-.232	-.886
140	141	-.468	.080	-.180	-.759
140	142	-.449	.090	-.163	-.879
140	143	-.450	.106	-.104	-.941
140	144	-.475	.124	-.072	-1.236
140	145	-.525	.169	.017	-1.759
140	146	-.552	.155	.062	-1.909
140	147	-.531	.135	-.074	-1.215
140	148	-.494	.102	-.184	-.976
140	149	-.479	.098	-.157	-.975
140	150	-.443	.099	-.109	-.882
140	151	-.407	.098	-.124	-.884
140	152	-.378	.094	-.097	-.833
140	153	-.398	.149	.090	-1.104
140	154	-.394	.166	.171	-1.377
140	155	-.460	.129	.042	-1.262
140	156	-.448	.107	-.079	-.968
140	157	-.446	.117	.064	-1.125
140	158	-.413	.113	-.070	-.889
140	159	-.385	.101	-.111	-.899
140	160	-.330	.073	-.037	-.620
140	161	-.293	.079	-.011	-.650
140	162	-.266	.110	.132	-.822
140	163	-.268	.126	.205	-1.571
140	164	-.440	.102	-.147	-.923
140	165	-.459	.118	-.131	-1.073
140	166	-.448	.136	-.143	-1.081
140	167	-.395	.106	-.084	-.815
140	168	-.300	.064	-.078	-.594
140	169	-.249	.051	-.056	-.452
140	170	-.174	.040	-.053	-.328
140	171	-.210	.062	-.039	-.738
140	172	-.204	.075	.021	-.762
140	173	-.467	.180	.048	-1.496
140	174	-.460	.189	-.100	-1.749
140	175	-.350	.156	.119	-1.092
140	176	-.193	.063	.101	-.775
140	177	-.162	.043	.014	-.347
140	178	-.173	.040	-.002	-.320
140	179	-.168	.040	-.010	-.317
140	180	-.211	.044	-.020	-.444
140	181	-.199	.048	-.001	-.790
140	201	-.513	.205	.206	-1.663
140	202	-.521	.157	.033	-1.209
140	203	-.640	.201	.100	-1.480
140	204	-.656	.197	-.096	-1.588
140	205	-.690	.193	-.267	-1.708

APPENDIX A -- PRESSURE DATA: CONFIGURATION A : REPUBLIC PLAZA, DENVER

WD	TAP	CPMEAN	CPRMS	CPMAX	CPMIN
140	206	-.715	.203	-.340	-2.076
140	207	-.749	.244	-.337	-2.687
140	208	-.553	.221	.192	-1.863
140	209	-.534	.186	.079	-1.484
140	210	-.603	.159	-.054	-1.551
140	211	-.706	.189	-.134	-1.850
140	212	-.672	.197	-.202	-1.762
140	213	-.679	.199	-.224	-1.967
140	214	-.685	.176	-.284	-1.812
140	215	-.675	.283	.128	-2.299
140	216	-.618	.251	.189	-2.012
140	217	-.624	.201	.114	-1.690
140	218	-.670	.168	-.213	-1.447
140	219	-.677	.161	-.216	-1.428
140	220	-.598	.141	-.227	-1.235
140	221	-.593	.141	-.237	-1.554
140	222	-.677	.263	.045	-1.777
140	223	-.690	.266	.215	-1.796
140	224	-.681	.232	.066	-1.611
140	225	-.734	.215	-.125	-1.763
140	226	-.717	.165	-.322	-1.969
140	227	-.726	.171	-.303	-1.672
140	228	-.666	.164	-.247	-1.543
140	229	-.580	.288	.194	-2.472
140	230	-.584	.230	.116	-1.696
140	231	-.703	.267	.069	-1.829
140	232	-.752	.248	.043	-2.093
140	233	-.783	.233	-.202	-2.352
140	234	-.782	.188	-.330	-1.863
140	235	-.812	.210	-.291	-1.991
140	236	-.412	.234	.356	-1.715
140	237	-.412	.235	.370	-1.748
140	238	-.513	.225	.220	-1.331
140	239	-.711	.284	.192	-1.909
140	240	-.809	.267	.013	-1.919
140	241	-.821	.226	-.264	-2.106
140	242	-.819	.191	-.342	-1.954
140	243	-.291	.119	.102	-.961
140	244	-.249	.117	.237	-.910
140	245	-.300	.150	.154	-1.175
140	246	-.412	.175	.060	-1.199
140	247	-.629	.259	.043	-1.929
140	248	-.751	.271	-.005	-2.116
140	249	-.755	.264	.015	-2.011
140	250	-.227	.073	.020	-.626
140	251	-.259	.074	-.041	-.601
140	252	-.255	.074	.018	-.597
140	253	-.306	.082	.034	-.725
140	254	-.368	.094	-.081	-1.052
140	255	-.437	.148	-.062	-1.215

WD	TAP	CPMEAN	CPRMS	CPMAX	CPMIN
140	256	-.400	.153	-.020	-1.117
140	257	-.213	.067	.027	-.578
140	258	-.223	.056	-.036	-.525
140	259	-.273	.062	-.031	-.624
140	260	-.256	.063	-.017	-.562
140	261	-.280	.076	-.033	-.727
140	262	-.287	.064	-.087	-.624
140	263	-.312	.075	-.075	-.673
140	264	-.100	.051	.273	-.259
140	265	-.088	.043	.237	-.235
140	266	-.126	.047	.218	-.372
140	267	-.116	.046	.184	-.259
140	268	-.130	.047	.082	-.316
140	269	-.147	.037	-.027	-.274
140	270	-.131	.038	.027	-.261
140	271	-.117	.051	.089	-.362
140	272	-.083	.061	.291	-.270
140	273	-.082	.050	.196	-.221
140	274	-.120	.054	.266	-.376
140	275	-.118	.050	.175	-.359
140	276	-.187	.083	.054	-.817
140	277	-.266	.081	-.010	-.722
140	278	-.273	.070	-.038	-.621
140	301	.125	.131	.552	-.436
140	302	.152	.129	.604	-.406
140	303	.166	.115	.587	-.253
140	304	.142	.104	.521	-.223
140	305	.121	.112	.494	-.273
140	306	.123	.108	.501	-.299
140	307	.143	.117	.533	-.309
140	308	.004	.101	.336	-.383
140	309	-.105	.104	.311	-.539
140	310	.168	.144	.684	-.377
140	311	.365	.155	.855	-.119
140	312	.512	.159	.976	.019
140	313	.545	.172	1.063	-.088
140	314	.541	.167	1.159	-.048
140	315	.520	.158	.991	.074
140	316	.437	.141	.919	.041
140	317	.237	.127	.742	-.144
140	318	.059	.108	.476	-.357
140	319	.123	.130	.619	-.426
140	320	.345	.137	.860	-.128
140	321	.555	.163	.998	.028
140	322	.626	.162	1.141	.095
140	323	.595	.169	1.078	.061
140	324	.543	.156	1.016	.092
140	325	.441	.153	.949	-.070
140	326	.210	.124	.725	-.433
140	327	.040	.104	.450	-.389

WD	TAP	CPMEAN	CPRMS	CPMAX	CPMIN
140	328	.045	.120	.435	-.460
140	329	.280	.142	.809	-.269
140	330	.480	.153	1.016	-.055
140	331	.521	.166	1.052	-.002
140	332	.498	.154	.954	.028
140	333	.451	.157	.963	-.032
140	334	.353	.146	.846	-.081
140	335	.130	.126	.617	-.249
140	336	-.094	.099	.242	-.469
140	337	.010	.152	.574	-.574
140	338	.221	.157	.774	-.355
140	339	.359	.162	.924	-.158
140	340	.367	.148	.818	-.047
140	341	.336	.147	.844	-.032
140	342	.278	.135	.778	-.095
140	343	.192	.127	.801	-.169
140	344	-.031	.103	.387	-.476
140	345	-.177	.106	.249	-.748
140	346	-.096	.136	.490	-.825
140	347	.072	.139	.619	-.409
140	348	.173	.121	.629	-.170
140	349	.189	.120	.650	-.124
140	350	.166	.109	.593	-.111
140	351	.129	.108	.569	-.195
140	352	.011	.091	.420	-.251
140	353	-.159	.092	.293	-.503
140	354	-.275	.091	.127	-.684
140	355	-.260	.120	.429	-.805
140	356	-.178	.093	.330	-.520
140	357	-.078	.083	.271	-.365
140	358	-.021	.075	.375	-.261
140	359	.007	.080	.418	-.275
140	360	-.010	.074	.290	-.240
140	361	-.042	.087	.333	-.380
140	362	-.161	.093	.212	-.511
140	363	-.282	.102	.097	-.718
140	364	-.282	.072	-.012	-.716
140	365	-.215	.075	.110	-.552
140	366	-.123	.073	.181	-.417
140	367	-.093	.075	.264	-.450
140	368	-.002	.076	.305	-.348
140	369	.010	.082	.341	-.299
140	370	-.040	.082	.377	-.345
140	371	-.169	.122	.349	-.601
140	372	-.242	.132	.308	-.857
140	373	-.227	.081	.091	-.592
140	374	.231	.144	.813	-.110
140	375	.146	.108	.645	-.116
140	376	.164	.096	.569	-.068
140	377	.296	.137	.874	-.102

APPENDIX A -- PRESSURE DATA: CONFIGURATION A ; REPUBLIC PLAZA, DENVER

WD	TAP	CPMEAN	CPRMS	CPMAX	CPMIN
140	378	.140	.105	.561	-.154
140	379	.147	.110	.597	-.121
140	401	-.499	.102	-.230	-1.141
140	402	-.451	.086	-.220	-1.003
140	403	-.528	.116	-.202	-1.301
140	404	-.535	.144	-.155	-1.420
140	405	-.542	.172	-.037	-1.783
140	406	-.503	.155	-.089	-1.337
140	407	-.596	.246	-.066	-2.131
140	408	-.485	.113	-.187	-1.234
140	409	-.485	.099	-.225	-.965
140	410	-.448	.089	-.208	-1.015
140	411	-.525	.128	-.155	-1.506
140	412	-.534	.146	.108	-1.189
140	413	-.574	.189	.156	-1.597
140	414	-.533	.178	.033	-1.650
140	415	-.498	.108	-.128	-1.057
140	416	-.490	.106	-.145	-1.075
140	417	-.504	.115	-.173	-1.080
140	418	-.475	.113	-.180	-1.485
140	419	-.570	.156	-.002	-1.366
140	420	-.593	.215	.051	-2.248
140	421	-.596	.232	-.059	-2.447
140	422	-.461	.093	-.156	-.879
140	423	-.527	.113	-.155	-1.040
140	424	-.531	.120	-.165	-1.221
140	425	-.560	.147	-.166	-2.003
140	426	-.536	.137	-.068	-1.955
140	427	-.636	.215	-.034	-2.237
140	428	-.637	.237	-.091	-2.439
140	429	-.571	.151	-.232	-1.712
140	430	-.524	.130	-.242	-1.442
140	431	-.604	.169	-.168	-2.282
140	432	-.604	.172	-.001	-1.739
140	433	-.597	.162	-.078	-1.546
140	434	-.564	.169	-.087	-1.719
140	435	-.642	.236	-.148	-2.578
140	436	-.570	.148	-.118	-1.623
140	437	-.579	.143	-.195	-1.600
140	438	-.545	.134	-.208	-1.390
140	439	-.620	.163	-.190	-1.398
140	440	-.605	.158	-.108	-1.593
140	441	-.613	.174	-.164	-1.817
140	442	-.569	.160	-.180	-1.836
140	443	-.630	.176	-.205	-1.630
140	444	-.632	.184	-.108	-1.786
140	445	-.644	.204	.100	-1.854
140	446	-.553	.160	.042	-1.502
140	447	-.520	.163	.003	-1.410
140	448	-.427	.139	.105	-1.219

WD	TAP	CPMEAN	CPRMS	CPMAX	CPMIN
140	449	-.456	.157	.068	-1.592
140	450	-.612	.204	-.163	-1.939
140	451	-.693	.273	.010	-2.704
140	452	-.527	.226	.138	-2.250
140	453	-.345	.158	.215	-1.231
140	454	-.232	.088	.040	-.676
140	455	-.297	.084	.143	-.728
140	456	-.325	.082	-.019	-.688
140	457	-.364	.126	-.029	-1.199
140	458	-.317	.099	-.056	-.915
140	459	-.334	.147	.111	-1.175
140	460	-.237	.097	.105	-.973
140	461	-.204	.070	.137	-.684
140	462	-.188	.047	-.006	-.509
140	463	-.293	.071	-.027	-.632
140	464	-.214	.062	.022	-.457
140	465	-.173	.046	.005	-.379
140	466	-.191	.058	.055	-.490
140	467	-.157	.053	.151	-.347
140	468	-.163	.055	.109	-.399
140	469	-.290	.118	.004	-1.256
140	470	-.290	.099	-.017	-1.053
140	471	-.297	.111	.021	-.962
140	472	-.219	.067	.028	-.557
140	473	-.210	.066	.042	-.542
140	474	-.143	.059	.165	-.372
140	475	-.103	.062	.208	-.384
140	476	-.163	.060	.251	-.428
140	477	-.199	.053	.037	-.418
140	478	-.209	.055	-.015	-.485
140	601	-.210	.109	.375	-.636
140	602	-.246	.096	.176	-.774
140	603	.120	.165	.838	-.479
140	604	-.198	.059	.042	-.423
140	605	-.078	.077	.332	-.398
140	606	-.169	.073	.190	-.489
140	607	-.138	.044	.078	-.352
140	608	-.154	.049	.118	-.536
140	609	-.225	.080	.162	-.705
140	610	-.181	.069	.107	-.482
140	611	-.195	.063	.046	-.502
140	612	-.212	.085	.150	-.598
140	613	-.240	.102	.186	-.670
140	614	-.135	.161	.311	-.940
140	615	-.253	.109	.031	-.862
140	616	-.179	.059	.120	-.423
140	617	-.059	.089	.351	-.484
140	618	-.313	.109	.022	-.968
140	619	-.271	.068	-.108	-.614
140	620	-.221	.045	-.073	-.471

WD	TAP	CPMEAN	CPRMS	CPMAX	CPMIN
140	621	-.019	.109	.511	-.289
140	622	-.243	.114	.080	-1.069
140	623	-.183	.078	.192	-.589
140	624	-.093	.081	.355	-.331
140	625	-.245	.075	-.072	-.828
140	626	-.235	.058	-.088	-.592
140	627	-.181	.038	-.051	-.372
140	628	-.234	.048	-.050	-.488
140	629	-.263	.059	-.082	-.642
140	630	-.211	.068	.004	-.697
140	631	-.188	.035	-.095	-.356
140	632	-.200	.039	-.057	-.614
140	633	-.226	.046	-.063	-.610
140	634	-.258	.058	-.076	-.693
140	635	-.132	.056	.074	-.377
140	636	-.115	.061	.198	-.414
140	637	-.173	.068	.074	-.549
140	638	-.185	.059	-.021	-.590
140	639	-.022	.078	.513	-.238
140	640	-.150	.058	.111	-.398
140	641	-.179	.067	.014	-.600
140	642	-.127	.056	.428	-.331
140	643	-.090	.048	.165	-.334
140	644	-.198	.152	.394	-.801
140	645	-.012	.135	.644	-.419
140	646	.261	.123	.832	-.123
140	647	.031	.122	.580	-.356
140	648	-.094	.047	.138	-.282
140	649	-.216	.134	.265	-.862
140	650	-.037	.071	.316	-.239
140	651	-.228	.087	.087	-.745
140	652	.311	.182	1.198	-.209
140	653	-.139	.062	.167	-.481
140	701	-.160	.095	.202	-.561
140	702	.020	.117	.496	-.353
140	703	-.126	.079	.232	-.639
140	704	-.213	.068	.019	-.522
140	705	-.136	.080	.151	-.617
140	706	-.210	.078	.021	-.625
140	707	-.211	.071	.008	-.554
140	708	-.336	.115	-.014	-1.110
140	709	-.127	.125	.225	-.685
140	710	-.114	.068	.207	-.377
140	711	-.211	.092	.017	-.744
140	712	-.085	.076	.232	-.392
140	713	-.303	.147	.140	-1.494
140	714	.066	.107	.453	-.337
140	715	-.208	.094	.123	-.617
140	716	.012	.078	.361	-.374
140	717	.312	.171	1.163	-.169

APPENDIX A -- PRESSURE DATA: CONFIGURATION A ; REPUBLIC PLAZA, DENVER

WD	TAP	CPMEAN	CPRMS	CPMAX	CPMIN
140	718	-.304	.202	.294	-1.298
140	719	.019	.090	.477	-.339
140	720	.041	.112	.762	-.503
140	721	.087	.103	.715	-.196
140	722	-.025	.088	.561	-.289
140	723	.026	.094	.629	-.394
140	724	.053	.100	.645	-.220
140	725	-.045	.059	.485	-.260
140	726	-.231	.066	-.005	-.609
140	727	-.214	.052	-.024	-.458
140	728	-.198	.058	.032	-.470
140	729	-.191	.045	-.034	-.479
140	730	-.174	.050	.008	-.399
140	731	-.173	.065	.074	-.436
140	732	-.288	.109	-.008	-1.270
150	1	-.488	.126	.039	-.984
150	2	-.535	.127	-.031	-1.230
150	3	-.545	.175	.013	-1.422
150	4	-.527	.159	.109	-1.510
150	5	-.535	.144	-.056	-1.265
150	6	-.587	.115	-.204	-1.066
150	7	-.497	.113	-.059	-1.414
150	8	-.555	.132	-.073	-1.510
150	9	-.624	.152	-.103	-1.330
150	10	-.622	.123	-.224	-1.660
150	11	-.535	.108	-.152	-1.252
150	12	-.564	.128	-.158	-1.389
150	13	-.552	.114	-.224	-1.150
150	14	-.591	.138	-.233	-1.278
150	15	-.529	.095	-.235	-1.122
150	16	-.573	.122	-.147	-1.283
150	17	-.538	.103	-.267	-1.157
150	18	-.569	.136	-.206	-1.301
150	19	-.517	.091	-.218	-1.046
150	20	-.511	.079	-.295	-.863
150	101	-.470	.099	-.105	-1.050
150	102	-.450	.097	-.120	-.955
150	103	-.457	.087	-.202	-.918
150	104	-.458	.073	-.203	-.858
150	105	-.475	.081	-.197	-.886
150	106	-.445	.082	-.148	-1.179
150	107	-.424	.089	-.139	-.998
150	108	-.414	.080	-.160	-.868
150	109	-.432	.092	-.150	-1.118
150	110	-.431	.080	-.180	-.906
150	111	-.426	.067	-.149	-.782
150	112	-.423	.054	-.210	-.672
150	113	-.442	.058	-.215	-.747
150	114	-.422	.058	-.187	-.674
150	115	-.424	.062	-.197	-.699
150	116	-.420	.061	-.203	-.790
150	117	-.433	.074	-.184	-.896
150	118	-.414	.078	-.164	-1.012
150	119	-.437	.061	-.202	-.706
150	120	-.428	.048	-.250	-.625
150	121	-.440	.047	-.283	-.648
150	122	-.418	.045	-.229	-.588
150	123	-.426	.055	-.240	-.636
150	124	-.426	.056	-.240	-.657
150	125	-.444	.076	-.189	-.779
150	126	-.430	.100	-.081	-1.101
150	127	-.452	.122	-.049	-1.379
150	128	-.463	.061	-.210	-.846
150	129	-.470	.061	-.124	-.763
150	130	-.440	.053	-.250	-.666
150	131	-.437	.054	-.273	-.769
150	132	-.441	.052	-.280	-.630
150	133	-.463	.065	-.257	-.732
150	134	-.445	.081	-.198	-.838
150	135	-.462	.123	-.099	-1.782
150	136	-.482	.130	-.024	-1.564
150	137	-.505	.091	-.139	-1.006
150	138	-.465	.080	-.120	-.861
150	139	-.454	.066	-.190	-.830
150	140	-.456	.059	-.268	-.700
150	141	-.471	.069	-.265	-.773
150	142	-.436	.070	-.221	-.801
150	143	-.420	.083	-.160	-.872
150	144	-.414	.098	-.102	-.971
150	145	-.444	.132	-.009	-1.465
150	146	-.514	.099	-.203	-1.010
150	147	-.503	.088	-.195	-.898
150	148	-.489	.078	-.233	-.828
150	149	-.510	.092	-.239	-.870
150	150	-.434	.091	-.200	-.869
150	151	-.348	.075	-.099	-.689
150	152	-.336	.065	-.120	-.632
150	153	-.339	.106	.015	-1.027
150	154	-.320	.119	.070	-1.059
150	155	-.508	.106	-.109	-.971
150	156	-.488	.088	-.140	-.838
150	157	-.495	.100	-.171	-.935
150	158	-.476	.106	-.211	-.994
150	159	-.386	.087	-.102	-.764
150	160	-.261	.066	-.022	-.547
150	161	-.245	.060	.015	-.510
150	162	-.218	.085	.117	-.778
150	163	-.222	.100	.057	-1.230
150	164	-.480	.099	-.195	-1.044
150	165	-.504	.116	-.171	-1.152
150	166	-.518	.132	-.140	-1.213
150	167	-.458	.110	-.042	-.954
150	168	-.286	.065	-.049	-.644
150	169	-.222	.048	-.035	-.423
150	170	-.147	.036	-.008	-.290
150	171	-.185	.060	.050	-.521
150	172	-.177	.078	.066	-.822
150	173	-.502	.173	-.122	-1.497
150	174	-.505	.195	-.101	-2.019
150	175	-.388	.168	.022	-1.132
150	176	-.195	.095	.051	-.752
150	177	-.138	.044	.110	-.353
150	178	-.149	.046	.085	-.346
150	179	-.153	.044	.050	-.386
150	180	-.183	.049	-.035	-.513
150	181	-.169	.055	.011	-.777
150	201	-.364	.081	-.055	-.764
150	202	-.362	.078	-.076	-.797
150	203	-.416	.131	.040	-1.121
150	204	-.473	.186	.043	-1.364
150	205	-.660	.241	-.010	-1.581
150	206	-1.054	.249	-.216	-2.000
150	207	-1.286	.494	-.308	-3.882
150	208	-.353	.071	.000	-.881
150	209	-.331	.089	-.020	-.850
150	210	-.341	.136	-.031	-1.149
150	211	-.538	.252	.025	-1.580
150	212	-.904	.258	.108	-1.832
150	213	-1.008	.273	-.171	-2.364
150	214	-1.009	.245	-.387	-2.056
150	215	-.465	.190	.063	-1.812
150	216	-.421	.190	.198	-1.457
150	217	-.571	.264	.185	-1.660
150	218	-.788	.225	.045	-1.573
150	219	-.897	.190	-.031	-1.748
150	220	-.809	.151	-.343	-1.397
150	221	-.783	.150	-.272	-1.515
150	222	-.481	.186	-.051	-1.480
150	223	-.497	.220	.086	-1.458
150	224	-.550	.275	.133	-1.569
150	225	-.728	.295	.093	-1.902
150	226	-.863	.203	-.071	-2.081
150	227	-.883	.181	-.361	-1.860
150	228	-.818	.171	-.260	-1.682
150	229	-.372	.149	.084	-1.663
150	230	-.362	.144	-.028	-1.309
150	231	-.416	.254	.287	-1.545
150	232	-.535	.330	.205	-1.772
150	233	-.784	.323	.131	-2.009
150	234	-.880	.214	.062	-2.164

APPENDIX A -- PRESSURE DATA: CONFIGURATION A ; REPUBLIC PLAZA, DENVER

WD	TAP	CPMEAN	CPRMS	CPMAX	CPMIN
150	235	-.903	.230	-.221	-2.315
150	236	-.255	.105	.105	-1.199
150	237	-.250	.113	.180	-1.270
150	238	-.272	.139	.115	-1.068
150	239	-.393	.264	.317	-1.685
150	240	-.613	.343	.220	-1.980
150	241	-.800	.248	.259	-2.517
150	242	-.790	.198	.155	-1.895
150	243	-.235	.075	.017	-.727
150	244	-.201	.071	.025	-.693
150	245	-.227	.088	.202	-.776
150	246	-.295	.122	.035	-1.121
150	247	-.462	.220	.101	-1.646
150	248	-.614	.261	.118	-2.128
150	249	-.672	.246	.069	-2.098
150	250	-.180	.057	.070	-.669
150	251	-.211	.056	.028	-.620
150	252	-.212	.058	.008	-.578
150	253	-.261	.076	.002	-.816
150	254	-.335	.089	-.046	-.948
150	255	-.443	.150	.050	-1.258
150	256	-.427	.167	.030	-1.592
150	257	-.154	.056	.056	-.507
150	258	-.160	.046	-.000	-.438
150	259	-.210	.059	-.018	-.514
150	260	-.196	.065	.010	-.488
150	261	-.243	.073	-.028	-.628
150	262	-.258	.062	-.078	-.598
150	263	-.277	.073	-.069	-.717
150	264	-.073	.054	.196	-.424
150	265	-.057	.047	.176	-.275
150	266	-.091	.051	.210	-.311
150	267	-.083	.048	.214	-.268
150	268	-.101	.053	.102	-.371
150	269	-.118	.041	.039	-.271
150	270	-.108	.044	.073	-.270
150	271	-.087	.051	.109	-.304
150	272	-.047	.066	.324	-.269
150	273	-.051	.054	.182	-.263
150	274	-.081	.055	.186	-.323
150	275	-.079	.051	.157	-.340
150	276	-.152	.082	.178	-.673
150	277	-.220	.069	-.000	-.640
150	278	-.221	.061	-.023	-.563
150	301	.183	.142	.725	-.331
150	302	.212	.141	.759	-.261
150	303	.196	.126	.567	-.328
150	304	.146	.109	.480	-.295
150	305	.110	.109	.443	-.344
150	306	.098	.100	.447	-.354
150	307	.078	.109	.530	-.243
150	308	-.073	.088	.274	-.413
150	309	-.189	.088	.152	-.527
150	310	.208	.149	.814	-.453
150	311	.436	.168	1.014	-.120
150	312	.565	.162	1.047	.024
150	313	.565	.166	1.068	.021
150	314	.531	.156	1.020	.017
150	315	.475	.147	.939	-.033
150	316	.365	.128	.768	-.045
150	317	.150	.110	.502	-.218
150	318	-.017	.089	.257	-.311
150	319	.154	.139	.615	-.304
150	320	.380	.149	.821	-.074
150	321	.560	.175	1.070	.069
150	322	.592	.173	1.110	.099
150	323	.553	.164	1.070	.094
150	324	.474	.143	.910	.093
150	325	.350	.134	.775	-.042
150	326	.116	.103	.463	-.263
150	327	-.037	.083	.269	-.348
150	328	.108	.135	.586	-.348
150	329	.350	.157	.870	-.123
150	330	.526	.159	1.056	.047
150	331	.545	.153	1.114	.118
150	332	.503	.137	.908	.121
150	333	.440	.138	.919	.044
150	334	.319	.124	.777	-.087
150	335	.082	.101	.460	-.252
150	336	-.130	.072	.159	-.399
150	337	.073	.150	.743	-.473
150	338	.281	.149	.811	-.189
150	339	.406	.154	.930	-.022
150	340	.411	.138	.861	.042
150	341	.392	.141	.883	-.015
150	342	.341	.132	.836	-.021
150	343	.213	.119	.707	-.085
150	344	-.019	.086	.303	-.291
150	345	-.163	.079	.182	-.509
150	346	-.088	.134	.510	-.591
150	347	.057	.123	.539	-.287
150	348	.146	.099	.516	-.162
150	349	.177	.099	.513	-.137
150	350	.182	.098	.520	-.109
150	351	.160	.113	.576	-.179
150	352	.073	.100	.396	-.200
150	353	-.097	.089	.326	-.430
150	354	-.225	.076	.110	-.523
150	355	-.184	.172	.655	-.689
150	356	-.113	.135	.520	-.612
150	357	-.045	.103	.367	-.385
150	358	-.010	.072	.332	-.284
150	359	.010	.069	.282	-.256
150	360	-.001	.069	.301	-.202
150	361	-.026	.085	.310	-.290
150	362	-.144	.090	.284	-.428
150	363	-.277	.091	.131	-.665
150	364	-.259	.089	.489	-.652
150	365	-.194	.096	.482	-.622
150	366	-.101	.080	.569	-.467
150	367	-.061	.070	.251	-.475
150	368	.018	.068	.293	-.195
150	369	.017	.069	.328	-.272
150	370	-.054	.072	.266	-.314
150	371	-.193	.108	.251	-.552
150	372	-.264	.115	.200	-.673
150	373	-.196	.069	.045	-.493
150	374	.268	.148	.812	-.117
150	375	.205	.116	.753	-.088
150	376	.231	.105	.728	-.049
150	377	.334	.139	.894	-.051
150	378	.212	.116	.742	-.133
150	379	.225	.122	.711	-.129
150	401	-.460	.070	-.215	-.855
150	402	-.410	.058	-.213	-.728
150	403	-.488	.079	-.200	-.929
150	404	-.483	.092	-.185	-1.091
150	405	-.496	.104	-.163	-1.142
150	406	-.458	.106	-.196	-1.160
150	407	-.543	.159	-.190	-1.719
150	408	-.446	.067	-.230	-.759
150	409	-.445	.068	-.210	-.811
150	410	-.401	.059	-.196	-.745
150	411	-.475	.078	-.253	-.889
150	412	-.478	.090	-.242	-1.164
150	413	-.498	.114	-.240	-1.263
150	414	-.457	.107	-.237	-1.220
150	415	-.459	.065	-.250	-.827
150	416	-.447	.064	-.240	-.800
150	417	-.456	.073	-.227	-.793
150	418	-.417	.065	-.196	-.704
150	419	-.502	.095	-.255	-1.263
150	420	-.510	.129	-.210	-1.525
150	421	-.508	.125	-.235	-1.727
150	422	-.408	.062	-.186	-.738
150	423	-.476	.076	-.200	-1.132
150	424	-.470	.078	-.232	-1.043
150	425	-.478	.080	-.116	-.946
150	426	-.442	.071	-.222	-.868
150	427	-.530	.118	-.195	-1.443

APPENDIX A -- PRESSURE DATA: CONFIGURATION A ; REPUBLIC PLAZA, DENVER

WD	TAP	CPMEAN	CPRMS	CPMAX	CPMIN
150	428	-.526	.136	-.134	-1.907
150	429	-.493	.073	-.274	-.803
150	430	-.445	.061	-.259	-.709
150	431	-.520	.079	-.258	-.959
150	432	-.518	.087	-.275	-1.196
150	433	-.536	.104	-.212	-1.389
150	434	-.512	.116	-.237	-1.401
150	435	-.596	.159	-.210	-2.057
150	436	-.564	.094	-.318	-1.138
150	437	-.556	.091	-.287	-1.278
150	438	-.512	.081	-.287	-1.039
150	439	-.594	.112	-.248	-1.628
150	440	-.585	.110	-.282	-1.354
150	441	-.600	.129	-.109	-1.349
150	442	-.551	.119	-.177	-1.232
150	443	-.634	.127	-.333	-1.453
150	444	-.623	.130	-.328	-1.844
150	445	-.648	.146	-.316	-1.604
150	446	-.601	.132	-.222	-1.328
150	447	-.653	.154	.050	-1.523
150	448	-.593	.149	-.016	-1.332
150	449	-.592	.179	-.030	-2.175
150	450	-.605	.175	-.165	-1.986
150	451	-.685	.227	-.060	-2.310
150	452	-.579	.202	.087	-1.666
150	453	-.444	.182	.230	-1.115
150	454	-.309	.125	.069	-.786
150	455	-.360	.113	.166	-.827
150	456	-.381	.098	.072	-.855
150	457	-.413	.132	-.069	-1.258
150	458	-.365	.105	-.102	-.878
150	459	-.409	.171	.015	-1.318
150	460	-.289	.124	.021	-1.151
150	461	-.235	.083	.141	-.835
150	462	-.210	.051	.050	-.425
150	463	-.323	.073	-.047	-.626
150	464	-.262	.075	.075	-.565
150	465	-.191	.061	.065	-.492
150	466	-.230	.081	.054	-.754
150	467	-.175	.074	.255	-.485
150	468	-.183	.081	.375	-.703
150	469	-.346	.126	-.020	-1.005
150	470	-.360	.118	-.101	-1.139
150	471	-.344	.129	-.040	-1.217
150	472	-.259	.078	-.031	-.613
150	473	-.265	.086	.012	-.755
150	474	-.150	.091	.386	-.563
150	475	-.079	.101	.523	-.524
150	476	-.145	.089	.356	-.450
150	477	-.205	.065	.181	-.415

WD	TAP	CPMEAN	CPRMS	CPMAX	CPMIN
150	478	-.225	.060	.016	-.468
150	601	-.190	.105	.417	-.584
150	602	-.249	.101	.297	-.678
150	603	.142	.202	1.016	-.805
150	604	-.256	.069	.028	-.500
150	605	-.069	.100	.419	-.444
150	606	-.176	.074	.089	-.465
150	607	-.108	.049	.118	-.398
150	608	-.195	.054	.066	-.401
150	609	-.216	.095	.151	-.706
150	610	-.172	.072	.137	-.494
150	611	-.157	.068	.093	-.471
150	612	-.241	.085	.104	-.641
150	613	-.211	.110	.296	-.603
150	614	-.145	.170	.315	-.884
150	615	-.259	.127	.104	-.858
150	616	-.229	.068	.047	-.474
150	617	-.049	.106	.506	-.641
150	618	-.326	.115	-.042	-.887
150	619	-.239	.070	-.055	-.607
150	620	-.280	.050	-.066	-.568
150	621	-.020	.120	.730	-.355
150	622	-.199	.092	.106	-1.232
150	623	-.159	.071	.106	-.487
150	624	-.171	.082	.293	-.391
150	625	-.230	.068	-.061	-.663
150	626	-.215	.047	-.070	-.484
150	627	-.164	.038	-.045	-.425
150	628	-.283	.051	-.094	-.540
150	629	-.267	.066	-.068	-.588
150	630	-.182	.087	.106	-.699
150	631	-.166	.042	-.029	-.464
150	632	-.241	.038	-.113	-.382
150	633	-.216	.052	-.039	-.521
150	634	-.292	.075	-.101	-.796
150	635	-.110	.066	.102	-.441
150	636	-.129	.080	.274	-.460
150	637	-.184	.067	.041	-.605
150	638	-.166	.057	.006	-.468
150	639	.020	.089	.558	-.230
150	640	-.215	.048	.064	-.391
150	641	-.150	.057	.050	-.530
150	642	-.119	.048	.141	-.294
150	643	-.088	.052	.152	-.283
150	644	-.178	.141	.335	-.926
150	645	-.018	.138	.549	-.398
150	646	.262	.152	.861	-.233
150	647	.026	.145	.772	-.380
150	648	-.084	.045	.129	-.271
150	649	-.127	.127	.304	-.683

WD	TAP	CPMEAN	CPRMS	CPMAX	CPMIN
150	650	-.038	.074	.306	-.249
150	651	-.184	.073	.092	-.527
150	652	.356	.185	1.072	-.208
150	653	-.124	.062	.153	-.417
150	701	-.151	.098	.199	-.903
150	702	.089	.142	.623	-.292
150	703	-.120	.078	.187	-.459
150	704	-.185	.076	.068	-.469
150	705	-.118	.087	.245	-.676
150	706	-.238	.085	.034	-.752
150	707	-.223	.073	.090	-.804
150	708	-.395	.133	-.072	-1.030
150	709	-.149	.124	.312	-.638
150	710	-.088	.076	.203	-.403
150	711	-.235	.105	.117	-.781
150	712	-.099	.091	.305	-.493
150	713	-.364	.153	-.040	-1.883
150	714	.071	.109	.514	-.294
150	715	-.185	.089	.100	-.566
150	716	.005	.070	.286	-.345
150	717	.335	.188	1.121	-.201
150	718	-.311	.213	.267	-1.228
150	719	.009	.079	.463	-.402
150	720	.039	.102	.465	-.416
150	721	.089	.088	.517	-.208
150	722	-.017	.080	.412	-.266
150	723	.033	.086	.348	-.264
150	724	.059	.095	.550	-.230
150	725	-.037	.055	.266	-.206
150	726	-.245	.075	-.046	-.692
150	727	-.221	.053	-.030	-.511
150	728	-.199	.059	.070	-.499
150	729	-.191	.044	-.049	-.411
150	730	-.167	.052	.035	-.398
150	731	-.177	.063	.068	-.504
150	732	-.338	.134	-.026	-.972
160	1	-.485	.118	-.040	-.941
160	2	-.486	.107	.055	-.929
160	3	-.494	.137	-.042	-1.199
160	4	-.538	.120	-.039	-.957
160	5	-.486	.121	-.059	-1.285
160	6	-.554	.101	-.146	-.979
160	7	-.498	.111	-.109	-1.006
160	8	-.615	.133	-.118	-1.106
160	9	-.656	.149	-.139	-1.232
160	10	-.679	.134	-.290	-1.259
160	11	-.554	.112	-.243	-1.106
160	12	-.544	.121	-.170	-1.279
160	13	-.629	.129	-.278	-1.201
160	14	-.704	.144	-.288	-1.392

APPENDIX A -- PRESSURE DATA: CONFIGURATION A ; REPUBLIC PLAZA, DENVER

WD	TAP	CPMEAN	CPRMS	CPMAX	CPMIN
160	15	-.584	.113	.029	-1.192
160	16	-.618	.148	-.188	-1.211
160	17	-.557	.114	-.170	-1.229
160	18	-.669	.157	-.194	-1.332
160	19	-.610	.120	-.235	-1.308
160	20	-.520	.089	-.273	-.989
160	101	-.449	.089	-.128	-1.121
160	102	-.429	.088	-.121	-.962
160	103	-.440	.081	-.159	-1.150
160	104	-.443	.079	-.215	-1.027
160	105	-.454	.105	-.172	-1.282
160	106	-.401	.078	-.110	-.943
160	107	-.386	.074	-.080	-.647
160	108	-.385	.064	-.085	-.618
160	109	-.399	.071	-.067	-.639
160	110	-.420	.059	-.200	-.673
160	111	-.418	.058	-.202	-.667
160	112	-.421	.049	-.238	-.636
160	113	-.439	.055	-.249	-.776
160	114	-.412	.054	-.239	-.807
160	115	-.413	.053	-.240	-.642
160	116	-.406	.048	-.245	-.573
160	117	-.418	.053	-.220	-.602
160	118	-.402	.054	-.210	-.599
160	119	-.437	.049	-.225	-.619
160	120	-.433	.042	-.283	-.593
160	121	-.446	.044	-.296	-.586
160	122	-.425	.045	-.265	-.589
160	123	-.425	.047	-.283	-.654
160	124	-.431	.045	-.306	-.596
160	125	-.447	.051	-.294	-.673
160	126	-.421	.054	-.257	-.751
160	127	-.435	.057	-.260	-1.008
160	128	-.469	.047	-.309	-.664
160	129	-.480	.050	-.283	-.737
160	130	-.453	.047	-.286	-.615
160	131	-.454	.052	-.273	-.619
160	132	-.458	.050	-.283	-.634
160	133	-.471	.056	-.270	-.679
160	134	-.441	.057	-.242	-.638
160	135	-.432	.064	-.270	-.871
160	136	-.434	.060	-.266	-.918
160	137	-.506	.070	-.291	-.958
160	138	-.471	.064	-.223	-.930
160	139	-.480	.064	-.314	-.746
160	140	-.484	.060	-.311	-.715
160	141	-.486	.067	-.280	-.758
160	142	-.440	.062	-.218	-.670
160	143	-.410	.058	-.240	-.644
160	144	-.385	.061	-.205	-.842
160	145	-.408	.076	-.162	-1.016
160	146	-.521	.081	-.263	-.820
160	147	-.525	.081	-.253	-.860
160	148	-.524	.074	-.296	-.854
160	149	-.518	.084	-.225	-.847
160	150	-.384	.080	.039	-.746
160	151	-.340	.081	.012	-.891
160	152	-.340	.065	-.083	-.781
160	153	-.314	.087	.002	-.781
160	154	-.283	.093	.037	-.912
160	155	-.543	.107	-.207	-.995
160	156	-.524	.086	-.225	-.893
160	157	-.536	.102	-.194	-.961
160	158	-.455	.108	-.137	-1.077
160	159	-.275	.089	.078	-.718
160	160	-.230	.061	.069	-.578
160	161	-.260	.065	-.067	-.652
160	162	-.221	.092	.016	-1.148
160	163	-.218	.094	.106	-.909
160	164	-.426	.089	-.139	-.829
160	165	-.441	.098	-.146	-.932
160	166	-.456	.110	-.158	-.914
160	167	-.390	.099	.087	-.751
160	168	-.206	.065	.082	-.439
160	169	-.184	.053	.007	-.690
160	170	-.140	.054	-.027	-.724
160	171	-.178	.071	.013	-.904
160	172	-.153	.077	.092	-.835
160	173	-.354	.134	-.023	-1.228
160	174	-.349	.124	-.080	-1.324
160	175	-.354	.140	-.065	-1.113
160	176	-.238	.110	.065	-.818
160	177	-.071	.072	.454	-.300
160	178	-.103	.077	.214	-.589
160	179	-.170	.115	.443	-.945
160	180	-.165	.065	.040	-.775
160	181	-.137	.064	.070	-.599
160	201	-.310	.051	-.074	-.570
160	202	-.288	.045	-.124	-.576
160	203	-.265	.062	-.023	-.672
160	204	-.217	.093	-.015	-.888
160	205	-.297	.196	.091	-1.230
160	206	-.687	.205	.155	-1.684
160	207	-.727	.218	-.061	-2.485
160	208	-.309	.042	-.132	-.494
160	209	-.253	.044	-.099	-.663
160	210	-.162	.060	.005	-.737
160	211	-.147	.148	.141	-1.061
160	212	-.363	.324	.362	-1.435
160	213	-.626	.217	.313	-2.248
160	214	-.624	.179	-.003	-1.966
160	215	-.349	.051	-.129	-.662
160	216	-.259	.061	.020	-.714
160	217	-.186	.115	.059	-.927
160	218	-.223	.215	.201	-1.126
160	219	-.501	.312	.340	-1.669
160	220	-.571	.182	.417	-1.263
160	221	-.534	.170	.081	-1.430
160	222	-.349	.046	-.161	-.614
160	223	-.311	.058	-.038	-.722
160	224	-.193	.104	.098	-1.038
160	225	-.225	.226	.189	-1.272
160	226	-.457	.282	.271	-1.390
160	227	-.627	.207	.189	-1.490
160	228	-.575	.189	.108	-1.313
160	229	-.301	.055	.152	-.710
160	230	-.262	.047	.201	-.681
160	231	-.199	.079	.065	-.881
160	232	-.145	.155	.207	-1.230
160	233	-.283	.295	.273	-1.826
160	234	-.549	.238	.231	-1.755
160	235	-.588	.225	.204	-1.553
160	236	-.219	.069	.105	-.594
160	237	-.194	.060	.128	-.451
160	238	-.172	.057	.155	-.548
160	239	-.179	.102	.101	-.962
160	240	-.216	.213	.215	-1.390
160	241	-.415	.263	.308	-1.605
160	242	-.488	.198	.316	-1.405
160	243	-.220	.063	-.003	-.558
160	244	-.181	.053	.015	-.417
160	245	-.176	.055	.054	-.419
160	246	-.191	.061	.128	-.453
160	247	-.260	.121	.045	-.818
160	248	-.358	.183	.140	-1.273
160	249	-.438	.198	.325	-1.558
160	250	-.155	.058	.020	-.551
160	251	-.173	.052	.025	-.412
160	252	-.156	.046	-.002	-.369
160	253	-.183	.056	.005	-.478
160	254	-.235	.069	-.033	-.599
160	255	-.353	.132	.035	-1.089
160	256	-.374	.151	.095	-1.330
160	257	-.116	.047	.091	-.328
160	258	-.124	.038	.027	-.302
160	259	-.162	.050	.027	-.425
160	260	-.147	.054	.083	-.457
160	261	-.174	.059	.007	-.459
160	262	-.211	.057	-.025	-.508
160	263	-.235	.074	-.010	-.770

APPENDIX A -- PRESSURE DATA: CONFIGURATION A ; REPUBLIC PLAZA, DENVER

WD	TAP	CPMEAN	CPRMS	CPMAX	CPMIN
160	264	-.075	.049	.144	-.248
160	265	-.061	.045	.153	-.265
160	266	-.094	.049	.150	-.374
160	267	-.083	.047	.157	-.332
160	268	-.091	.050	.129	-.265
160	269	-.090	.048	.115	-.268
160	270	-.087	.044	.098	-.227
160	271	-.068	.053	.144	-.303
160	272	-.047	.068	.390	-.235
160	273	-.050	.055	.211	-.207
160	274	-.082	.047	.134	-.224
160	275	-.076	.043	.132	-.214
160	276	-.134	.061	.126	-.691
160	277	-.173	.052	.064	-.377
160	278	-.178	.045	.042	-.360
160	301	.299	.156	.777	-.265
160	302	.276	.149	.747	-.263
160	303	.151	.128	.516	-.326
160	304	.067	.107	.419	-.290
160	305	.024	.109	.355	-.342
160	306	.013	.099	.320	-.353
160	307	.004	.099	.376	-.321
160	308	-.144	.079	.172	-.535
160	309	-.257	.079	.078	-.653
160	310	.391	.172	.964	-.340
160	311	.549	.179	1.122	-.074
160	312	.569	.166	1.026	.041
160	313	.514	.166	.970	.010
160	314	.451	.152	.917	-.017
160	315	.387	.131	.779	-.039
160	316	.262	.108	.604	-.100
160	317	.049	.087	.332	-.256
160	318	-.097	.067	.146	-.322
160	319	.356	.155	.890	-.127
160	320	.519	.146	.980	.103
160	321	.607	.158	1.090	.139
160	322	.581	.149	1.100	.175
160	323	.495	.149	.942	.053
160	324	.395	.128	.825	.008
160	325	.256	.117	.689	-.109
160	326	.026	.086	.386	-.274
160	327	-.114	.068	.133	-.341
160	328	.297	.151	.849	-.142
160	329	.465	.162	1.025	-.024
160	330	.552	.155	1.012	.099
160	331	.484	.147	.973	.098
160	332	.414	.126	.902	.099
160	333	.333	.121	.871	.035
160	334	.206	.102	.670	-.057
160	335	-.012	.090	.385	-.251

WD	TAP	CPMEAN	CPRMS	CPMAX	CPMIN
160	336	-.199	.063	.072	-.420
160	337	.235	.170	.885	-.251
160	338	.362	.161	.930	-.089
160	339	.413	.156	.956	-.052
160	340	.375	.136	.830	-.023
160	341	.334	.132	.783	-.035
160	342	.274	.120	.716	-.057
160	343	.158	.110	.527	-.170
160	344	-.066	.075	.227	-.283
160	345	-.198	.065	.098	-.454
160	346	.048	.185	.894	-.491
160	347	.135	.154	.750	-.350
160	348	.161	.107	.587	-.166
160	349	.170	.103	.610	-.152
160	350	.161	.097	.589	-.100
160	351	.126	.094	.520	-.118
160	352	.035	.084	.375	-.175
160	353	-.129	.083	.224	-.420
160	354	-.246	.075	.090	-.543
160	355	-.051	.169	.689	-.520
160	356	-.004	.135	.578	-.493
160	357	.033	.115	.511	-.285
160	358	.029	.085	.481	-.220
160	359	.018	.068	.300	-.256
160	360	-.023	.056	.258	-.228
160	361	-.066	.072	.310	-.290
160	362	-.186	.083	.268	-.494
160	363	-.292	.082	.059	-.595
160	364	-.128	.115	.390	-.499
160	365	-.079	.123	.504	-.418
160	366	-.032	.094	.365	-.331
160	367	-.021	.074	.371	-.258
160	368	.020	.059	.362	-.219
160	369	.000	.055	.241	-.267
160	370	-.090	.051	.211	-.274
160	371	-.253	.077	.098	-.551
160	372	-.325	.085	.120	-.691
160	373	-.147	.054	.060	-.409
160	374	.175	.134	.749	-.129
160	375	.139	.107	.643	-.144
160	376	.175	.103	.612	-.105
160	377	.230	.137	.734	-.051
160	378	.178	.126	.650	-.068
160	379	.202	.135	.732	-.074
160	401	-.425	.061	-.223	-.729
160	402	-.374	.050	-.206	-.628
160	403	-.463	.068	-.239	-.909
160	404	-.448	.075	-.183	-1.029
160	405	-.454	.085	-.123	-1.169
160	406	-.404	.078	-.173	-.993

WD	TAP	CPMEAN	CPRMS	CPMAX	CPMIN
160	407	-.492	.114	-.205	-1.447
160	408	-.416	.054	-.252	-.611
160	409	-.417	.056	-.235	-.663
160	410	-.372	.047	-.220	-.606
160	411	-.457	.059	-.274	-.743
160	412	-.441	.062	-.262	-.832
160	413	-.452	.075	-.261	-1.067
160	414	-.409	.073	-.232	-.932
160	415	-.450	.052	-.269	-.672
160	416	-.430	.050	-.255	-.655
160	417	-.429	.049	-.249	-.690
160	418	-.383	.041	-.244	-.597
160	419	-.467	.051	-.279	-.721
160	420	-.454	.058	-.272	-.788
160	421	-.465	.068	-.286	-.850
160	422	-.396	.044	-.272	-.548
160	423	-.475	.054	-.328	-.657
160	424	-.456	.053	-.291	-.643
160	425	-.454	.054	-.278	-.729
160	426	-.408	.047	-.251	-.637
160	427	-.499	.069	-.313	-.953
160	428	-.481	.073	-.277	-1.105
160	429	-.480	.056	-.271	-.729
160	430	-.428	.048	-.274	-.625
160	431	-.512	.060	-.304	-.778
160	432	-.494	.061	-.299	-.793
160	433	-.502	.069	-.305	-.837
160	434	-.473	.082	-.277	-1.134
160	435	-.568	.113	-.333	-1.296
160	436	-.541	.079	-.318	-.960
160	437	-.526	.075	-.329	-.874
160	438	-.475	.065	-.300	-.771
160	439	-.561	.082	-.348	-.919
160	440	-.545	.086	-.323	-.882
160	441	-.577	.102	-.322	-1.162
160	442	-.519	.090	-.310	-1.108
160	443	-.617	.108	-.338	-1.215
160	444	-.595	.108	-.321	-1.189
160	445	-.597	.113	-.276	-1.167
160	446	-.548	.104	-.251	-1.083
160	447	-.634	.129	-.096	-1.408
160	448	-.614	.139	-.124	-1.231
160	449	-.637	.172	-.140	-1.765
160	450	-.539	.127	-.213	-1.667
160	451	-.635	.162	-.168	-1.822
160	452	-.613	.166	-.055	-1.518
160	453	-.568	.174	.075	-1.421
160	454	-.430	.139	.124	-1.021
160	455	-.441	.145	.255	-1.333
160	456	-.419	.146	.107	-1.319

APPENDIX A -- PRESSURE DATA: CONFIGURATION A ; REPUBLIC PLAZA, DENVER

WD	TAP	CPMEAN	CPRMS	CPMAX	CPMIN
160	457	-.517	.142	-.155	-1.418
160	458	-.464	.115	-.163	-1.054
160	459	-.574	.178	-.049	-1.647
160	460	-.462	.184	.210	-1.514
160	461	-.299	.119	.203	-1.055
160	462	-.197	.068	.136	-.536
160	463	-.282	.080	.020	-.736
160	464	-.366	.096	-.035	-.737
160	465	-.321	.089	-.043	-.654
160	466	-.386	.134	.060	-1.061
160	467	-.217	.112	.244	-.712
160	468	-.231	.130	.335	-.825
160	469	-.493	.148	.009	-1.571
160	470	-.485	.119	-.165	-1.005
160	471	-.466	.136	.058	-1.186
160	472	-.389	.094	-.033	-.717
160	473	-.410	.113	-.020	-1.075
160	474	-.173	.142	.450	-.661
160	475	-.122	.165	.563	-.777
160	476	-.123	.135	.537	-.719
160	477	-.159	.087	.264	-.467
160	478	-.152	.062	.129	-.387
160	601	-.164	.061	.096	-.502
160	602	-.145	.066	.050	-.599
160	603	-.007	.123	.607	-.703
160	604	-.161	.048	.050	-.387
160	605	-.100	.067	.189	-.348
160	606	-.138	.063	.155	-.408
160	607	-.127	.054	.065	-.402
160	608	-.153	.086	.166	-.708
160	609	-.144	.093	.172	-.513
160	610	-.165	.065	.036	-.434
160	611	-.139	.070	.125	-.407
160	612	-.168	.070	.024	-.470
160	613	-.185	.097	.211	-.561
160	614	-.154	.128	.339	-.924
160	615	-.205	.088	.008	-.761
160	616	-.161	.048	.064	-.389
160	617	-.090	.059	.172	-.329
160	618	-.201	.069	-.025	-.744
160	619	-.150	.045	-.030	-.464
160	620	-.180	.045	-.052	-.406
160	621	-.080	.068	.280	-.326
160	622	-.154	.064	.096	-.553
160	623	-.153	.062	.088	-.548
160	624	-.128	.050	.185	-.385
160	625	-.162	.054	-.015	-.638
160	626	-.151	.037	-.020	-.397
160	627	-.115	.029	-.006	-.240
160	628	-.168	.048	-.021	-.401

WD	TAP	CPMEAN	CPRMS	CPMAX	CPMIN
160	629	-.207	.061	-.029	-.617
160	630	-.218	.093	.117	-.732
160	631	-.131	.036	-.016	-.300
160	632	-.137	.036	.050	-.335
160	633	-.172	.049	-.000	-.406
160	634	-.214	.066	.062	-.510
160	635	-.120	.063	.095	-.374
160	636	-.050	.087	.466	-.458
160	637	-.091	.080	.450	-.382
160	638	-.095	.083	.266	-.583
160	639	.038	.097	.526	-.254
160	640	-.063	.079	.589	-.261
160	641	-.081	.070	.218	-.338
160	642	-.064	.061	.353	-.266
160	643	-.085	.038	.068	-.228
160	644	-.052	.086	.247	-.529
160	645	-.107	.077	.271	-.391
160	646	.125	.125	.701	-.345
160	647	-.045	.093	.444	-.305
160	648	-.038	.049	.200	-.179
160	649	-.086	.089	.276	-.590
160	650	-.072	.052	.218	-.223
160	651	-.145	.052	.056	-.428
160	652	.212	.160	1.089	-.136
160	653	-.087	.046	.157	-.305
160	701	-.102	.095	.281	-.630
160	702	.068	.156	.652	-.334
160	703	-.072	.067	.216	-.323
160	704	-.144	.078	.136	-.397
160	705	-.049	.098	.498	-.320
160	706	-.186	.081	.129	-.526
160	707	-.210	.080	.152	-.572
160	708	-.398	.147	-.012	-1.121
160	709	-.309	.154	.207	-.928
160	710	-.121	.107	.246	-.794
160	711	-.192	.090	.166	-.651
160	712	-.136	.117	.323	-.763
160	713	-.465	.166	-.059	-2.421
160	714	-.006	.117	.435	-.298
160	715	-.113	.082	.117	-.459
160	716	-.028	.093	.276	-.551
160	717	.222	.166	.850	-.200
160	718	-.147	.192	.250	-.983
160	719	-.023	.106	.374	-.583
160	720	.028	.082	.494	-.285
160	721	.077	.077	.478	-.153
160	722	-.028	.075	.444	-.305
160	723	.002	.075	.369	-.357
160	724	.061	.084	.459	-.211
160	725	-.033	.053	.365	-.196

WD	TAP	CPMEAN	CPRMS	CPMAX	CPMIN
160	726	-.238	.075	-.033	-.766
160	727	-.214	.058	.075	-.482
160	728	-.187	.071	.087	-.542
160	729	-.190	.045	-.027	-.404
160	730	-.143	.057	.090	-.368
160	731	-.167	.071	.129	-.552
160	732	-.473	.147	-.036	-1.240
170	1	-.561	.097	-.154	-1.140
170	2	-.331	.143	.159	-.831
170	3	-.426	.107	.061	-.895
170	4	-.567	.095	-.249	-.996
170	5	-.414	.115	.034	-.931
170	6	-.499	.092	-.194	-.969
170	7	-.514	.122	.064	-.943
170	8	-.599	.128	-.103	-1.073
170	9	-.751	.151	-.262	-1.308
170	10	-.597	.127	-.238	-1.120
170	11	-.598	.108	-.110	-1.044
170	12	-.554	.118	-.072	-1.070
170	13	-.701	.136	-.195	-1.247
170	14	-.792	.159	-.283	-1.543
170	15	-.624	.114	-.281	-1.208
170	16	-.768	.184	-.284	-1.779
170	17	-.578	.130	-.242	-1.493
170	18	-.823	.208	-.232	-1.842
170	19	-.674	.118	-.250	-1.155
170	20	-.536	.094	-.213	-1.135
170	101	-.438	.091	-.163	-1.138
170	102	-.421	.099	-.140	-1.174
170	103	-.455	.150	-.112	-1.672
170	104	-.487	.150	-.175	-1.469
170	105	-.466	.109	-.208	-1.593
170	106	-.428	.070	-.216	-.978
170	107	-.443	.063	-.197	-.689
170	108	-.444	.054	-.195	-.627
170	109	-.458	.061	-.184	-.652
170	110	-.423	.069	-.226	-.991
170	111	-.419	.059	-.238	-.747
170	112	-.428	.054	-.265	-.710
170	113	-.462	.065	-.273	-.822
170	114	-.438	.059	-.247	-.778
170	115	-.432	.049	-.281	-.669
170	116	-.429	.042	-.293	-.597
170	117	-.442	.048	-.275	-.626
170	118	-.422	.048	-.250	-.614
170	119	-.443	.047	-.303	-.709
170	120	-.442	.040	-.318	-.642
170	121	-.459	.042	-.320	-.644
170	122	-.440	.042	-.302	-.588
170	123	-.457	.045	-.308	-.618

APPENDIX A -- PRESSURE DATA: CONFIGURATION A ; REPUBLIC PLAZA, DENVER

WD	TAP	CPMEAN	CPRMS	CPMAX	CPMIN
170	124	-.457	.041	-.321	-.605
170	125	-.470	.046	-.317	-.673
170	126	-.439	.045	-.299	-.630
170	127	-.434	.045	-.283	-.686
170	128	-.472	.049	-.336	-.798
170	129	-.486	.050	-.343	-.728
170	130	-.465	.049	-.304	-.664
170	131	-.475	.052	-.296	-.681
170	132	-.479	.048	-.331	-.683
170	133	-.493	.056	-.325	-.782
170	134	-.456	.052	-.291	-.677
170	135	-.452	.053	-.288	-.684
170	136	-.450	.047	-.291	-.635
170	137	-.496	.063	-.270	-.777
170	138	-.467	.061	-.252	-.807
170	139	-.464	.069	-.243	-.749
170	140	-.463	.063	-.270	-.748
170	141	-.484	.079	-.236	-.897
170	142	-.486	.084	-.255	-.965
170	143	-.461	.070	-.258	-.870
170	144	-.413	.068	-.220	-.718
170	145	-.426	.082	-.119	-.772
170	146	-.490	.085	-.234	-.939
170	147	-.491	.087	-.213	-.961
170	148	-.493	.085	-.220	-.843
170	149	-.418	.103	.166	-.911
170	150	-.294	.155	.466	-.744
170	151	-.484	.137	-.019	-1.173
170	152	-.483	.118	-.185	-1.705
170	153	-.436	.130	.145	-1.499
170	154	-.394	.126	.208	-1.325
170	155	-.522	.128	-.102	-1.135
170	156	-.494	.102	-.160	-.967
170	157	-.458	.106	-.087	-.945
170	158	-.324	.099	.331	-.755
170	159	-.274	.130	.297	-.777
170	160	-.465	.125	-.002	-1.102
170	161	-.619	.203	.122	-1.608
170	162	-.519	.193	-.026	-1.491
170	163	-.527	.189	.029	-1.778
170	164	-.429	.124	.001	-.874
170	165	-.427	.122	-.022	-.866
170	166	-.369	.100	-.062	-.856
170	167	-.296	.079	.015	-.758
170	168	-.205	.076	.204	-.738
170	169	-.238	.087	.112	-.747
170	170	-.317	.148	.080	-1.210
170	171	-.449	.222	-.039	-1.744
170	172	-.435	.225	-.008	-2.013
170	173	-.197	.081	.069	-.603

WD	TAP	CPMEAN	CPRMS	CPMAX	CPMIN
170	174	-.212	.074	.031	-.585
170	175	-.241	.070	.001	-.747
170	176	-.126	.054	.140	-.322
170	177	-.026	.063	.328	-.174
170	178	-.029	.065	.278	-.487
170	179	-.086	.123	.300	-1.183
170	180	-.161	.115	.158	-1.190
170	181	-.133	.095	.199	-.750
170	201	-.313	.050	-.121	-.504
170	202	-.269	.049	-.075	-.454
170	203	-.197	.069	.043	-.529
170	204	-.114	.077	.168	-.476
170	205	-.079	.097	.249	-.959
170	206	-.191	.262	.409	-1.378
170	207	-.329	.258	.716	-1.430
170	208	-.297	.038	-.145	-.446
170	209	-.204	.050	.057	-.375
170	210	-.076	.065	.243	-.296
170	211	.015	.089	.427	-.338
170	212	.110	.145	.551	-1.490
170	213	-.103	.321	.704	-1.369
170	214	-.182	.240	.650	-1.127
170	215	-.330	.038	-.163	-.508
170	216	-.212	.045	-.007	-.443
170	217	-.061	.068	.201	-.328
170	218	.044	.089	.331	-.567
170	219	.089	.219	.536	-1.064
170	220	-.110	.290	.785	-1.093
170	221	-.140	.241	.875	-.949
170	222	-.354	.037	-.220	-.573
170	223	-.267	.046	-.065	-.446
170	224	-.087	.065	.204	-.517
170	225	.015	.091	.284	-.675
170	226	.038	.178	.378	-.938
170	227	-.168	.274	.610	-1.044
170	228	-.170	.226	.581	-.940
170	229	-.307	.064	.055	-.635
170	230	-.249	.054	.095	-.601
170	231	-.124	.075	.340	-.730
170	232	-.007	.092	.505	-.754
170	233	.002	.151	.453	-.793
170	234	-.183	.241	.575	-.948
170	235	-.238	.238	.646	-1.026
170	236	-.292	.083	.082	-.662
170	237	-.234	.072	.128	-.541
170	238	-.160	.059	.150	-.435
170	239	-.109	.076	.332	-.590
170	240	-.052	.103	.438	-.670
170	241	-.183	.220	.488	-1.357
170	242	-.286	.186	.398	-1.148

WD	TAP	CPMEAN	CPRMS	CPMAX	CPMIN
170	243	-.387	.107	.023	-.897
170	244	-.269	.079	.156	-.619
170	245	-.172	.057	.075	-.403
170	246	-.152	.052	.044	-.428
170	247	-.170	.096	.077	-.925
170	248	-.250	.172	.219	-1.205
170	249	-.344	.197	.286	-1.498
170	250	-.269	.088	.026	-.684
170	251	-.213	.067	.069	-.541
170	252	-.136	.050	.079	-.397
170	253	-.133	.051	.075	-.373
170	254	-.173	.063	.033	-.599
170	255	-.266	.124	.092	-1.031
170	256	-.285	.134	.087	-1.462
170	257	-.123	.064	.138	-.491
170	258	-.126	.047	.108	-.347
170	259	-.134	.043	.054	-.310
170	260	-.116	.044	.056	-.316
170	261	-.132	.050	.050	-.645
170	262	-.165	.053	.072	-.596
170	263	-.181	.066	.087	-.655
170	264	-.075	.040	.158	-.228
170	265	-.051	.032	.144	-.166
170	266	-.086	.035	.122	-.204
170	267	-.075	.034	.122	-.189
170	268	-.080	.035	.073	-.201
170	269	-.090	.058	.119	-.323
170	270	-.084	.047	.114	-.379
170	271	-.079	.053	.099	-.328
170	272	-.067	.047	.322	-.241
170	273	-.061	.040	.137	-.208
170	274	-.071	.035	.105	-.192
170	275	-.055	.031	.118	-.161
170	276	-.103	.043	.071	-.343
170	277	-.136	.048	.005	-.468
170	278	-.147	.042	-.026	-.469
170	301	.321	.159	.810	-.253
170	302	.251	.148	.683	-.300
170	303	.067	.124	.487	-.390
170	304	-.020	.097	.366	-.325
170	305	-.068	.095	.267	-.415
170	306	-.077	.085	.250	-.439
170	307	-.083	.088	.245	-.410
170	308	-.215	.069	.033	-.471
170	309	-.324	.070	-.047	-.612
170	310	.539	.184	1.014	-.290
170	311	.629	.181	1.206	.009
170	312	.547	.152	1.003	.019
170	313	.447	.145	.939	-.076
170	314	.365	.129	.822	-.092

APPENDIX A -- PRESSURE DATA: CONFIGURATION A ; REPUBLIC PLAZA, DENVER

WD	TAP	CPMEAN	CPRMS	CPMAX	CPMIN
170	315	.270	.118	.597	-.126
170	316	.144	.095	.468	-.176
170	317	-.055	.073	.281	-.297
170	318	-.175	.055	.084	-.382
170	319	.509	.178	1.063	-.035
170	320	.567	.163	1.099	.075
170	321	.553	.164	1.126	.081
170	322	.483	.148	1.003	.072
170	323	.371	.136	.791	-.035
170	324	.261	.113	.606	-.034
170	325	.121	.100	.465	-.185
170	326	-.088	.068	.163	-.322
170	327	-.201	.055	.027	-.392
170	328	.441	.167	.959	-.114
170	329	.501	.172	1.049	.006
170	330	.491	.155	1.016	.031
170	331	.419	.142	.886	.044
170	332	.328	.118	.672	.006
170	333	.232	.111	.583	-.076
170	334	.103	.090	.430	-.199
170	335	-.107	.070	.194	-.368
170	336	-.266	.051	-.054	-.456
170	337	.367	.184	.994	-.158
170	338	.419	.174	1.044	-.062
170	339	.400	.142	.866	.053
170	340	.324	.116	.732	.019
170	341	.259	.112	.644	-.044
170	342	.187	.104	.567	-.072
170	343	.069	.091	.426	-.245
170	344	-.140	.064	.139	-.374
170	345	-.255	.060	.056	-.481
170	346	.225	.187	.877	-.325
170	347	.240	.171	.871	-.183
170	348	.206	.123	.690	-.092
170	349	.159	.098	.558	-.108
170	350	.121	.079	.469	-.126
170	351	.067	.070	.381	-.178
170	352	-.034	.064	.277	-.223
170	353	-.192	.071	.144	-.503
170	354	-.285	.068	.088	-.623
170	355	.052	.151	.727	-.505
170	356	.089	.136	.695	-.354
170	357	.105	.132	.705	-.297
170	358	.082	.106	.583	-.263
170	359	.039	.079	.448	-.229
170	360	-.022	.055	.217	-.205
170	361	-.089	.055	.187	-.312
170	362	-.207	.065	.211	-.544
170	363	-.298	.075	-.015	-.624
170	364	-.026	.096	.455	-.385
170	365	.013	.105	.560	-.324
170	366	.035	.087	.533	-.217
170	367	.024	.086	.502	-.206
170	368	.027	.067	.408	-.193
170	369	-.020	.051	.206	-.265
170	370	-.102	.043	.106	-.288
170	371	-.246	.062	.023	-.487
170	372	-.313	.077	-.046	-.614
170	373	-.107	.040	.087	-.377
170	374	.068	.079	.669	-.101
170	375	.054	.064	.355	-.105
170	376	.085	.062	.394	-.085
170	377	.094	.084	.626	-.091
170	378	.047	.065	.339	-.131
170	379	.058	.070	.516	-.118
170	401	-.431	.056	-.247	-.638
170	402	-.378	.046	-.225	-.544
170	403	-.472	.065	-.238	-.741
170	404	-.443	.067	-.173	-.772
170	405	-.422	.072	-.183	-.957
170	406	-.357	.062	-.160	-.741
170	407	-.440	.085	-.199	-1.127
170	408	-.410	.048	-.235	-.615
170	409	-.407	.050	-.233	-.645
170	410	-.359	.042	-.206	-.604
170	411	-.440	.052	-.250	-.750
170	412	-.410	.051	-.226	-.685
170	413	-.408	.053	-.200	-.690
170	414	-.356	.049	-.190	-.704
170	415	-.454	.046	-.320	-.648
170	416	-.430	.045	-.303	-.619
170	417	-.432	.046	-.276	-.604
170	418	-.379	.039	-.264	-.505
170	419	-.461	.046	-.318	-.629
170	420	-.442	.047	-.286	-.709
170	421	-.448	.051	-.302	-.709
170	422	-.394	.042	-.239	-.542
170	423	-.477	.051	-.291	-.660
170	424	-.456	.050	-.267	-.641
170	425	-.464	.046	-.302	-.631
170	426	-.415	.041	-.274	-.653
170	427	-.509	.060	-.340	-.828
170	428	-.488	.065	-.306	-1.013
170	429	-.477	.054	-.297	-.721
170	430	-.422	.046	-.276	-.613
170	431	-.511	.057	-.316	-.777
170	432	-.493	.058	-.313	-.895
170	433	-.498	.066	-.274	-.883
170	434	-.446	.065	-.292	-.803
170	435	-.532	.082	-.340	-1.022
170	436	-.502	.086	-.248	-1.001
170	437	-.501	.086	-.186	-1.040
170	438	-.456	.076	-.216	-.953
170	439	-.555	.098	-.289	-1.098
170	440	-.539	.101	-.228	-1.105
170	441	-.542	.122	-.228	-1.421
170	442	-.476	.107	-.202	-1.291
170	443	-.539	.126	-.141	-1.486
170	444	-.522	.131	-.062	-1.655
170	445	-.554	.141	-.164	-1.487
170	446	-.507	.113	-.075	-1.318
170	447	-.610	.139	-.024	-1.209
170	448	-.655	.224	.042	-2.073
170	449	-.630	.234	.036	-2.601
170	450	-.450	.127	-.142	-1.328
170	451	-.555	.155	-.182	-1.851
170	452	-.580	.163	-.221	-1.866
170	453	-.602	.166	.050	-1.575
170	454	-.436	.113	.152	-.877
170	455	-.513	.207	.333	-1.715
170	456	-.505	.232	.132	-1.861
170	457	-.584	.192	-.171	-2.113
170	458	-.515	.143	-.172	-1.325
170	459	-.643	.185	-.197	-1.681
170	460	-.483	.174	.139	-1.252
170	461	-.273	.120	.121	-.826
170	462	-.180	.110	.092	-.939
170	463	-.251	.138	.153	-1.302
170	464	-.379	.091	.067	-.724
170	465	-.342	.089	-.004	-.636
170	466	-.414	.137	-.009	-1.058
170	467	-.238	.102	.259	-.624
170	468	-.237	.134	.271	-.882
170	469	-.484	.152	-.022	-1.656
170	470	-.481	.127	-.075	-1.271
170	471	-.529	.166	.135	-1.579
170	472	-.406	.101	.012	-.813
170	473	-.440	.121	.026	-.903
170	474	-.229	.102	.297	-.823
170	475	-.220	.116	.358	-.921
170	476	-.181	.098	.290	-.811
170	477	-.172	.122	.374	-1.425
170	478	-.133	.111	.177	-1.166
170	601	-.108	.037	.082	-.292
170	602	-.095	.045	.062	-.277
170	603	-.029	.055	.303	-.273
170	604	-.110	.037	.079	-.485
170	605	-.065	.045	.228	-.257
170	606	-.089	.045	.105	-.368
170	607	-.119	.049	.024	-.343

APPENDIX A -- PRESSURE DATA: CONFIGURATION A ; REPUBLIC PLAZA, DENVER

WD	TAP	CPMEAN	CPRMS	CPMAX	CPMIN	WD	TAP	CPMEAN	CPRMS	CPMAX	CPMIN	WD	TAP	CPMEAN	CPRMS	CPMAX	CPMIN
170	608	-.159	.083	.112	-.630	170	705	-.090	.079	.417	-.304	180	103	-.637	.232	-.139	-1.926
170	609	-.064	.070	.273	-.401	170	706	-.170	.061	.062	-.604	180	104	-.539	.123	-.230	-1.140
170	610	-.112	.052	.067	-.463	170	707	-.247	.083	.063	-.634	180	105	-.518	.088	-.207	-.892
170	611	-.089	.061	.161	-.457	170	708	-.357	.101	-.037	-.999	180	106	-.490	.068	-.244	-.843
170	612	-.122	.054	.050	-.511	170	709	-.441	.129	.038	-1.070	180	107	-.493	.060	-.252	-.706
170	613	-.130	.082	.280	-.550	170	710	-.275	.139	.147	-1.234	180	108	-.487	.052	-.327	-.663
170	614	-.116	.071	.171	-.503	170	711	-.172	.089	.076	-.579	180	109	-.500	.059	-.324	-.715
170	615	-.111	.048	.035	-.369	170	712	-.237	.144	.168	-1.022	180	110	-.559	.143	-.210	-1.364
170	616	-.117	.033	.000	-.240	170	713	-.542	.183	-.056	-2.103	180	111	-.530	.112	-.285	-1.231
170	617	-.070	.036	.072	-.190	170	714	-.105	.074	.303	-.340	180	112	-.540	.094	-.310	-1.130
170	618	-.119	.040	.003	-.331	170	715	-.086	.045	.101	-.280	180	113	-.557	.097	-.324	-1.061
170	619	-.089	.029	.003	-.218	170	716	-.073	.078	.128	-.488	180	114	-.502	.064	-.293	-.830
170	620	-.131	.036	-.005	-.295	170	717	.083	.103	.574	-.211	180	115	-.485	.053	-.320	-.721
170	621	-.072	.040	.146	-.231	170	718	-.051	.063	.172	-.639	180	116	-.477	.045	-.325	-.646
170	622	-.100	.045	.079	-.399	170	719	-.080	.085	.199	-.596	180	117	-.485	.049	-.314	-.658
170	623	-.110	.052	.061	-.448	170	720	.003	.062	.355	-.278	180	118	-.458	.049	-.296	-.627
170	624	-.106	.035	.029	-.254	170	721	.024	.066	.451	-.181	180	119	-.522	.067	-.305	-.819
170	625	-.097	.036	.057	-.279	170	722	-.078	.064	.332	-.265	180	120	-.520	.059	-.343	-.739
170	626	-.094	.032	.067	-.250	170	723	-.017	.065	.310	-.380	180	121	-.528	.055	-.366	-.772
170	627	-.071	.028	.045	-.185	170	724	.011	.063	.322	-.146	180	122	-.506	.052	-.293	-.731
170	628	-.131	.045	.033	-.390	170	725	-.084	.043	.223	-.247	180	123	-.513	.050	-.365	-.729
170	629	-.148	.059	.115	-.435	170	726	-.242	.062	-.021	-.628	180	124	-.511	.043	-.383	-.673
170	630	-.203	.107	.219	-.740	170	727	-.221	.057	-.012	-.455	180	125	-.520	.047	-.371	-.689
170	631	-.082	.032	.038	-.264	170	728	-.238	.075	.115	-.516	180	126	-.488	.046	-.345	-.633
170	632	-.101	.033	.091	-.271	170	729	-.199	.045	-.018	-.388	180	127	-.489	.050	-.337	-.664
170	633	-.114	.046	.081	-.420	170	730	-.119	.061	.191	-.375	180	128	-.518	.063	-.355	-.829
170	634	-.152	.071	.110	-.683	170	731	-.204	.081	.230	-.610	180	129	-.535	.064	-.298	-.853
170	635	-.100	.061	.103	-.376	170	732	-.508	.150	-.026	-1.638	180	130	-.522	.063	-.321	-.793
170	636	.006	.103	.511	-.326	180	1	-.584	.089	-.272	-.927	180	131	-.537	.069	-.277	-.977
170	637	-.043	.059	.304	-.233	180	2	-.147	.125	.169	-.694	180	132	-.540	.057	-.358	-.937
170	638	-.011	.059	.408	-.350	180	3	-.349	.123	.121	-.791	180	133	-.548	.061	-.337	-.908
170	639	.098	.115	.690	-.234	180	4	-.617	.093	-.233	-.948	180	134	-.512	.063	-.288	-1.270
170	640	-.010	.065	.350	-.185	180	5	-.313	.128	.177	-.844	180	135	-.508	.058	-.320	-.764
170	641	-.005	.047	.268	-.192	180	6	-.587	.127	-.110	-1.003	180	136	-.509	.052	-.333	-.736
170	642	-.018	.046	.193	-.215	180	7	-.483	.134	.002	-.990	180	137	-.503	.065	-.272	-.744
170	643	-.058	.028	.159	-.195	180	8	-.442	.122	-.013	-.980	180	138	-.478	.071	-.210	-.736
170	644	-.064	.055	.143	-.307	180	9	-.824	.142	-.352	-1.356	180	139	-.508	.085	-.217	-.890
170	645	-.093	.041	.184	-.245	180	10	-.415	.113	-.117	-1.017	180	140	-.539	.090	-.165	-.939
170	646	.011	.076	.323	-.665	180	11	-.571	.100	-.170	-1.130	180	141	-.591	.112	-.249	-1.223
170	647	-.063	.047	.191	-.293	180	12	-.518	.104	-.032	-.978	180	142	-.587	.105	-.267	-1.149
170	648	-.012	.052	.192	-.239	180	13	-.665	.142	-.130	-1.289	180	143	-.556	.086	-.320	-.972
170	649	-.060	.063	.161	-.472	180	14	-.635	.216	.290	-1.658	180	144	-.524	.073	-.307	-.851
170	650	-.054	.035	.101	-.220	180	15	-.591	.101	-.180	-1.087	180	145	-.537	.084	-.277	-.889
170	651	-.102	.043	.045	-.361	180	16	-.962	.232	-.296	-1.954	180	146	-.475	.089	-.140	-.850
170	652	.098	.089	.565	-.103	180	17	-.548	.122	-.110	-1.189	180	147	-.477	.091	-.124	-.852
170	653	-.062	.030	.085	-.195	180	18	-.974	.237	-.337	-2.292	180	148	-.467	.096	-.119	-.907
170	701	-.060	.069	.242	-.442	180	19	-.667	.115	-.254	-1.271	180	149	-.364	.119	.147	-.926
170	702	-.076	.115	.560	-.324	180	20	-.530	.100	-.170	-1.197	180	150	-.362	.165	.586	-.954
170	703	-.068	.055	.200	-.268	180	101	-.539	.173	-.131	-1.559	180	151	-.580	.144	-.039	-1.372
170	704	-.136	.073	.120	-.422	180	102	-.612	.247	-.026	-1.890	180	152	-.648	.147	-.265	-1.581

APPENDIX A -- PRESSURE DATA: CONFIGURATION A : REPUBLIC PLAZA, DENVER

WD	TAP	CPMEAN	CPRMS	CPMAX	CPMIN
180	153	-.594	.156	-.131	-1.858
180	154	-.544	.149	-.039	-1.698
180	155	-.575	.137	-.094	-1.100
180	156	-.527	.097	-.182	-.897
180	157	-.470	.092	-.121	-.944
180	158	-.333	.089	.143	-.853
180	159	-.241	.112	.388	-.852
180	160	-.339	.178	.161	-1.004
180	161	-.673	.287	.220	-2.562
180	162	-.682	.283	.013	-2.684
180	163	-.629	.238	.084	-2.057
180	164	-.386	.114	-.047	-1.110
180	165	-.379	.108	.030	-1.064
180	166	-.323	.077	-.003	-.856
180	167	-.310	.064	-.082	-.631
180	168	-.200	.064	.090	-.561
180	169	-.157	.072	.130	-.582
180	170	-.136	.099	.460	-.774
180	171	-.346	.242	.154	-2.719
180	172	-.337	.226	.178	-2.259
180	173	-.197	.105	.090	-.888
180	174	-.213	.086	.061	-.598
180	175	-.186	.064	.091	-.430
180	176	-.049	.068	.286	-.222
180	177	.026	.074	.476	-.144
180	178	.039	.086	.473	-.185
180	179	.011	.088	.370	-.642
180	180	-.051	.080	.251	-.653
180	181	-.036	.079	.252	-.561
180	201	-.278	.057	-.034	-.505
180	202	-.142	.055	.062	-.377
180	203	-.127	.084	.156	-.417
180	204	-.020	.095	.266	-.345
180	205	.044	.114	.386	-.704
180	206	.231	.130	.615	-.672
180	207	.236	.231	.774	-1.111
180	208	-.263	.049	-.097	-.429
180	209	-.117	.066	.129	-.321
180	210	.118	.080	.433	-.132
180	211	.182	.116	.594	-.198
180	212	.326	.132	.782	-.120
180	213	.408	.209	.933	-.687
180	214	.438	.231	.971	-.439
180	215	-.322	.047	-.084	-.472
180	216	-.146	.062	.115	-.317
180	217	.067	.096	.381	-.243
180	218	.250	.104	.561	-.065
180	219	.326	.150	.777	-.133
180	220	.430	.217	1.009	-.621
180	221	.386	.271	1.119	-.568

WD	TAP	CPMEAN	CPRMS	CPMAX	CPMIN
180	222	-.271	.043	-.080	-.436
180	223	-.225	.066	.057	-.451
180	224	.024	.095	.343	-.242
180	225	.175	.119	.590	-.130
180	226	.316	.126	.723	-.058
180	227	.330	.229	.933	-.590
180	228	.339	.264	1.032	-.682
180	229	-.318	.065	-.057	-.561
180	230	-.149	.059	.107	-.318
180	231	-.046	.095	.365	-.298
180	232	.103	.111	.534	-.179
180	233	.173	.135	.769	-.405
180	234	.222	.199	.839	-.662
180	235	.122	.277	.959	-.863
180	236	-.332	.092	.036	-.692
180	237	-.209	.092	.223	-.641
180	238	-.034	.082	.396	-.267
180	239	-.045	.107	.571	-.402
180	240	.022	.120	.580	-.610
180	241	-.056	.234	.663	-1.188
180	242	-.067	.212	.620	-.957
180	243	-.346	.120	.216	-.869
180	244	-.188	.092	.251	-.587
180	245	-.087	.077	.286	-.541
180	246	-.023	.061	.308	-.458
180	247	-.121	.104	.268	-.856
180	248	-.162	.164	.314	-1.070
180	249	-.187	.164	.306	-1.359
180	250	-.079	.080	.252	-.468
180	251	-.115	.072	.281	-.425
180	252	-.052	.054	.251	-.373
180	253	-.063	.052	.233	-.435
180	254	-.036	.046	.202	-.323
180	255	-.141	.074	.151	-.600
180	256	-.114	.082	.138	-.730
180	257	-.048	.067	.298	-.475
180	258	-.001	.053	.256	-.331
180	259	-.071	.054	.240	-.490
180	260	-.037	.047	.279	-.225
180	261	-.041	.047	.195	-.231
180	262	-.010	.040	.163	-.191
180	263	-.091	.051	.117	-.386
180	264	-.004	.067	.281	-.172
180	265	.016	.061	.271	-.110
180	266	-.012	.064	.276	-.154
180	267	-.002	.063	.274	-.139
180	268	-.006	.057	.250	-.150
180	269	-.000	.078	.405	-.300
180	270	-.007	.071	.357	-.250
180	271	.009	.074	.317	-.245

WD	TAP	CPMEAN	CPRMS	CPMAX	CPMIN
180	272	.001	.078	.436	-.189
180	273	.008	.072	.353	-.166
180	274	-.007	.056	.264	-.140
180	275	.010	.052	.278	-.108
180	276	-.032	.048	.232	-.199
180	277	-.037	.047	.283	-.206
180	278	.004	.040	.281	-.156
180	301	.224	.153	.741	-.629
180	302	.139	.135	.569	-.487
180	303	-.033	.105	.352	-.474
180	304	-.101	.080	.239	-.442
180	305	-.133	.076	.194	-.407
180	306	-.142	.066	.188	-.374
180	307	-.149	.068	.157	-.425
180	308	-.264	.054	-.026	-.495
180	309	-.368	.059	-.159	-.650
180	310	.549	.183	1.041	-.140
180	311	.541	.157	1.080	-.150
180	312	.410	.122	.803	.009
180	313	.303	.115	.674	-.118
180	314	.226	.102	.590	-.178
180	315	.135	.090	.507	-.122
180	316	.024	.070	.287	-.205
180	317	-.144	.053	.068	-.352
180	318	-.231	.042	-.056	-.420
180	319	.546	.188	1.145	-.104
180	320	.525	.158	1.018	.027
180	321	.441	.146	.884	.018
180	322	.352	.124	.715	.016
180	323	.263	.105	.604	-.046
180	324	.152	.084	.457	-.084
180	325	.015	.075	.326	-.190
180	326	-.175	.053	.064	-.331
180	327	-.266	.045	-.069	-.430
180	328	.469	.168	.967	-.114
180	329	.463	.164	1.010	-.154
180	330	.399	.139	.916	.025
180	331	.331	.121	.740	.016
180	332	.227	.097	.564	-.017
180	333	.123	.088	.476	-.101
180	334	-.004	.070	.241	-.190
180	335	-.191	.053	.063	-.386
180	336	-.321	.042	-.151	-.497
180	337	.436	.179	1.098	-.194
180	338	.440	.162	1.045	-.207
180	339	.336	.132	.805	-.028
180	340	.251	.104	.603	-.014
180	341	.172	.094	.545	-.061
180	342	.091	.078	.430	-.109
180	343	-.028	.063	.245	-.231

APPENDIX A -- PRESSURE DATA: CONFIGURATION A ; REPUBLIC PLAZA, DENVER

WD	TAP	CPMEAN	CPRMS	CPMAX	CPMIN
180	344	-.211	.046	-.024	-.372
180	345	-.306	.047	-.132	-.476
180	346	.194	.166	.792	-.516
180	347	.242	.160	.923	-.523
180	348	.218	.127	.854	-.135
180	349	.173	.113	.857	-.185
180	350	.121	.089	.610	-.202
180	351	.049	.068	.287	-.199
180	352	-.065	.051	.162	-.251
180	353	-.227	.057	.118	-.473
180	354	-.310	.059	-.027	-.556
180	355	-.000	.105	.648	-.423
180	356	.030	.105	.696	-.356
180	357	.069	.123	.757	-.333
180	358	.081	.112	.665	-.269
180	359	.061	.099	.458	-.240
180	360	.005	.075	.317	-.219
180	361	-.074	.070	.264	-.352
180	362	-.197	.065	.088	-.484
180	363	-.283	.069	.012	-.597
180	364	-.048	.064	.287	-.328
180	365	-.033	.075	.373	-.380
180	366	-.010	.078	.495	-.324
180	367	-.048	.075	.349	-.389
180	368	-.006	.071	.378	-.253
180	369	-.035	.074	.333	-.269
180	370	-.055	.056	.239	-.237
180	371	-.255	.067	.070	-.574
180	372	-.294	.072	-.030	-.628
180	373	-.027	.041	.169	-.227
180	374	.052	.075	.457	-.122
180	375	.028	.059	.323	-.221
180	376	.065	.057	.368	-.088
180	377	.126	.084	.561	-.073
180	378	.044	.070	.436	-.115
180	379	.050	.070	.447	-.129
180	401	-.406	.056	-.146	-.612
180	402	-.350	.046	-.133	-.534
180	403	-.454	.064	-.181	-.839
180	404	-.412	.063	-.147	-.774
180	405	-.388	.065	-.127	-.921
180	406	-.321	.061	-.138	-.904
180	407	-.420	.091	-.169	-1.357
180	408	-.403	.046	-.248	-.551
180	409	-.406	.045	-.240	-.631
180	410	-.355	.037	-.213	-.525
180	411	-.440	.045	-.258	-.648
180	412	-.399	.045	-.226	-.597
180	413	-.391	.051	-.219	-.622
180	414	-.344	.049	-.204	-.580
180	415	-.464	.044	-.291	-.634
180	416	-.435	.042	-.274	-.606
180	417	-.441	.045	-.304	-.617
180	418	-.382	.038	-.272	-.539
180	419	-.480	.047	-.181	-.684
180	420	-.464	.049	-.257	-.688
180	421	-.475	.052	-.311	-.718
180	422	-.385	.037	-.240	-.512
180	423	-.478	.045	-.294	-.636
180	424	-.453	.043	-.293	-.618
180	425	-.472	.044	-.327	-.634
180	426	-.419	.037	-.283	-.539
180	427	-.526	.048	-.354	-.769
180	428	-.504	.050	-.336	-.771
180	429	-.466	.052	-.250	-.702
180	430	-.406	.044	-.231	-.591
180	431	-.507	.055	-.311	-.730
180	432	-.486	.054	-.303	-.704
180	433	-.503	.061	-.290	-.853
180	434	-.440	.057	-.263	-.840
180	435	-.534	.069	-.320	-1.000
180	436	-.485	.076	-.202	-.936
180	437	-.478	.074	-.235	-.973
180	438	-.430	.061	-.245	-.694
180	439	-.540	.080	-.277	-1.012
180	440	-.535	.104	-.240	-.994
180	441	-.536	.104	-.257	-1.272
180	442	-.456	.086	-.213	-.977
180	443	-.489	.092	-.176	-1.195
180	444	-.470	.091	-.164	-.977
180	445	-.501	.102	-.181	-1.161
180	446	-.458	.091	-.103	-.915
180	447	-.629	.155	-.173	-1.395
180	448	-.702	.245	-.126	-2.010
180	449	-.682	.225	-.118	-1.931
180	450	-.377	.087	-.149	-.792
180	451	-.490	.106	-.212	-1.002
180	452	-.541	.121	-.216	-1.254
180	453	-.557	.132	-.224	-1.189
180	454	-.357	.099	-.021	-.819
180	455	-.476	.218	.012	-1.586
180	456	-.441	.211	.001	-1.424
180	457	-.520	.127	-.240	-1.239
180	458	-.457	.107	-.217	-.922
180	459	-.610	.153	-.279	-1.410
180	460	-.535	.164	.123	-1.462
180	461	-.247	.119	.167	-1.326
180	462	-.188	.144	.075	-1.355
180	463	-.264	.169	.075	-1.533
180	464	-.346	.079	-.101	-.764
180	465	-.308	.074	-.055	-.698
180	466	-.386	.116	-.040	-.943
180	467	-.220	.091	.091	-.657
180	468	-.258	.137	.103	-1.022
180	469	-.448	.113	-.106	-1.073
180	470	-.454	.106	-.115	-1.058
180	471	-.472	.125	-.194	-1.584
180	472	-.379	.084	-.152	-.781
180	473	-.413	.097	-.106	-.837
180	474	-.212	.097	.202	-.650
180	475	-.209	.115	.193	-.865
180	476	-.176	.127	.252	-1.437
180	477	-.198	.145	.184	-1.409
180	478	-.160	.146	.127	-1.519
180	601	-.067	.052	.085	-.408
180	602	-.053	.042	.069	-.288
180	603	.008	.048	.311	-.176
180	604	-.064	.031	.038	-.230
180	605	-.052	.036	.086	-.238
180	606	-.061	.036	.084	-.222
180	607	-.059	.043	.075	-.269
180	608	-.079	.049	.121	-.444
180	609	-.054	.047	.149	-.472
180	610	-.047	.042	.179	-.309
180	611	-.020	.051	.256	-.301
180	612	-.060	.044	.164	-.316
180	613	-.061	.068	.257	-.450
180	614	-.016	.059	.219	-.333
180	615	-.022	.055	.209	-.264
180	616	-.048	.038	.119	-.204
180	617	-.011	.040	.214	-.130
180	618	-.053	.041	.119	-.414
180	619	-.025	.031	.103	-.224
180	620	-.064	.034	.055	-.209
180	621	-.004	.049	.343	-.133
180	622	-.007	.057	.352	-.226
180	623	-.002	.051	.274	-.255
180	624	-.029	.038	.185	-.221
180	625	-.056	.072	.230	-.654
180	626	-.050	.045	.155	-.378
180	627	-.012	.029	.172	-.132
180	628	-.065	.037	.150	-.247
180	629	-.079	.047	.120	-.359
180	630	-.113	.103	.314	-.629
180	631	-.023	.031	.124	-.176
180	632	-.049	.039	.197	-.240
180	633	-.054	.039	.108	-.279
180	634	-.085	.061	.155	-.525
180	635	-.022	.057	.188	-.357
180	636	.035	.090	.499	-.247

APPENDIX A -- PRESSURE DATA: CONFIGURATION A ; REPUBLIC PLAZA, DENVER

WD	TAP	CPMEAN	CPRMS	CPMAX	CPMIN
180	637	-.034	.044	.211	-.246
180	638	-.024	.043	.216	-.264
180	639	.164	.102	.666	-.101
180	640	-.011	.051	.328	-.206
180	641	-.002	.047	.317	-.241
180	642	-.024	.037	.254	-.189
180	643	.003	.029	.137	-.113
180	644	-.079	.049	.079	-.349
180	645	-.023	.039	.240	-.159
180	646	.007	.060	.298	-.302
180	647	-.009	.045	.394	-.141
180	648	-.017	.046	.210	-.506
180	649	-.078	.057	.111	-.394
180	650	.006	.038	.218	-.112
180	651	-.010	.054	.242	-.207
180	652	.074	.081	.579	-.127
180	653	.023	.059	.392	-.135
180	701	-.102	.066	.132	-.403
180	702	-.123	.073	.204	-.398
180	703	-.110	.044	.066	-.283
180	704	-.153	.062	.057	-.387
180	705	-.124	.052	.153	-.280
180	706	-.159	.050	.049	-.403
180	707	-.228	.063	-.026	-.533
180	708	-.334	.082	-.009	-.662
180	709	-.370	.116	-.044	-.887
180	710	-.229	.102	.069	-.694
180	711	-.152	.060	.124	-.432
180	712	-.191	.094	.238	-.605
180	713	-.477	.132	-.189	-1.716
180	714	-.092	.087	.350	-.477
180	715	-.137	.049	.025	-.368
180	716	-.069	.057	.094	-.444
180	717	.056	.097	.527	-.189
180	718	-.113	.087	.128	-.614
180	719	-.079	.070	.173	-.605
180	720	-.041	.060	.269	-.382
180	721	-.022	.056	.269	-.199
180	722	-.118	.059	.181	-.318
180	723	-.038	.064	.229	-.352
180	724	-.033	.060	.285	-.201
180	725	-.114	.040	.058	-.283
180	726	-.250	.050	-.106	-.488
180	727	-.225	.044	-.080	-.418
180	728	-.228	.054	-.031	-.478
180	729	-.202	.041	-.064	-.403
180	730	-.125	.048	.043	-.308
180	731	-.201	.061	.017	-.539
180	732	-.486	.125	-.157	-1.238
190	1	-.666	.095	-.361	-1.040
190	2	-.218	.157	.182	-.789
190	3	-.142	.119	.183	-.620
190	4	-.671	.104	-.307	-1.117
190	5	-.118	.144	.335	-.613
190	6	-.700	.119	-.238	-1.113
190	7	-.365	.102	-.025	-.923
190	8	-.383	.080	-.095	-.827
190	9	-.808	.123	-.379	-1.505
190	10	-.594	.172	-.144	-1.061
190	11	-.460	.102	-.154	-.827
190	12	-.398	.104	.197	-.751
190	13	-.479	.160	-.078	-1.066
190	14	-.495	.261	.239	-1.292
190	15	-.511	.083	-.206	-.845
190	16	-.899	.194	-.447	-2.232
190	17	-.433	.096	-.064	-.859
190	18	-.972	.238	-.330	-2.398
190	19	-.677	.126	-.283	-1.174
190	20	-.433	.075	-.170	-.887
190	101	-.606	.165	-.155	-1.555
190	102	-.686	.238	-.045	-2.259
190	103	-.607	.164	-.146	-2.042
190	104	-.539	.092	-.264	-1.122
190	105	-.542	.098	-.237	-1.189
190	106	-.541	.075	-.243	-.967
190	107	-.547	.070	-.299	-.825
190	108	-.520	.056	-.346	-.784
190	109	-.525	.065	-.299	-.828
190	110	-.651	.143	-.314	-1.639
190	111	-.618	.126	-.228	-1.552
190	112	-.565	.080	-.274	-.984
190	113	-.548	.073	-.248	-.826
190	114	-.532	.062	-.314	-.764
190	115	-.514	.057	-.326	-.720
190	116	-.488	.048	-.328	-.698
190	117	-.487	.054	-.304	-.665
190	118	-.486	.055	-.309	-.665
190	119	-.592	.084	-.351	-1.026
190	120	-.572	.071	-.373	-.978
190	121	-.565	.069	-.369	-.821
190	122	-.559	.061	-.373	-.811
190	123	-.554	.062	-.312	-.880
190	124	-.527	.050	-.364	-.720
190	125	-.528	.055	-.309	-.709
190	126	-.521	.054	-.297	-.719
190	127	-.515	.054	-.324	-.693
190	128	-.546	.075	-.334	-.856
190	129	-.557	.079	-.290	-.987
190	130	-.572	.079	-.293	-1.118
190	131	-.579	.082	-.265	-.971
190	132	-.555	.062	-.359	-.836
190	133	-.558	.067	-.346	-.903
190	134	-.550	.067	-.326	-.896
190	135	-.544	.063	-.353	-.862
190	136	-.525	.053	-.366	-.779
190	137	-.508	.078	-.234	-.849
190	138	-.515	.093	-.168	-.901
190	139	-.531	.122	-.137	-1.032
190	140	-.547	.111	-.176	-1.054
190	141	-.600	.127	-.153	-1.189
190	142	-.620	.116	-.241	-1.177
190	143	-.595	.101	-.253	-1.146
190	144	-.545	.077	-.314	-.975
190	145	-.555	.090	-.283	-1.033
190	146	-.464	.099	-.116	-.887
190	147	-.441	.097	-.025	-.887
190	148	-.388	.087	-.000	-.840
190	149	-.293	.138	.404	-.870
190	150	-.378	.170	.132	-1.028
190	151	-.625	.189	.262	-1.445
190	152	-.724	.169	-.319	-1.966
190	153	-.657	.183	-.174	-1.953
190	154	-.629	.174	-.092	-1.702
190	155	-.510	.137	-.035	-1.007
190	156	-.455	.088	-.176	-.811
190	157	-.414	.078	-.097	-.803
190	158	-.282	.089	.228	-.651
190	159	-.149	.108	.346	-.636
190	160	-.197	.181	.298	-1.463
190	161	-.586	.317	.497	-2.047
190	162	-.658	.295	.025	-2.652
190	163	-.624	.279	.009	-2.349
190	164	-.309	.093	.002	-.980
190	165	-.328	.099	.013	-.889
190	166	-.316	.085	-.017	-.684
190	167	-.280	.081	.018	-.721
190	168	-.161	.075	.105	-.540
190	169	-.076	.076	.364	-.499
190	170	-.100	.127	.286	-1.441
190	171	-.309	.249	.329	-2.027
190	172	-.325	.222	.265	-1.623
190	173	-.176	.105	.210	-.937
190	174	-.195	.095	.126	-.621
190	175	-.146	.069	.185	-.487
190	176	.009	.081	.491	-.288
190	177	.100	.111	.672	-.148
190	178	.104	.095	.571	-.157
190	179	.085	.088	.528	-.255
190	180	.091	.111	.610	-.741
190	181	.082	.109	.639	-.620

APPENDIX A -- PRESSURE DATA: CONFIGURATION A ; REPUBLIC PLAZA, DENVER

WD	TAP	CPMEAN	CPRMS	CPMAX	CPMIN	WD	TAP	CPMEAN	CPRMS	CPMAX	CPMIN	WD	TAP	CPMEAN	CPRMS	CPMAX	CPMIN
190	201	-.221	.066	.023	-.442	190	251	.064	.090	.452	-.257	190	323	.130	.083	.410	-.125
190	202	-.090	.067	.142	-.311	190	252	.109	.090	.531	-.179	190	324	.036	.065	.262	-.160
190	203	-.011	.097	.339	-.377	190	253	.099	.091	.452	-.166	190	325	-.082	.057	.191	-.276
190	204	.085	.112	.539	-.306	190	254	.088	.073	.407	-.153	190	326	-.239	.044	.016	-.374
190	205	.160	.132	.519	-.290	190	255	.004	.076	.339	-.335	190	327	-.301	.040	-.148	-.447
190	206	.348	.136	.717	-.135	190	256	-.030	.067	.299	-.389	190	328	.281	.229	.887	-.422
190	207	.414	.168	.930	-.352	190	257	.093	.091	.512	-.295	190	329	.305	.222	.870	-.619
190	208	-.181	.063	.074	-.422	190	258	.131	.073	.469	-.242	190	330	.293	.122	.717	-.447
190	209	-.009	.085	.310	-.315	190	259	.118	.077	.447	-.196	190	331	.193	.094	.616	-.116
190	210	.234	.098	.591	-.106	190	260	.122	.074	.521	-.109	190	332	.107	.073	.446	-.089
190	211	.349	.134	.802	-.076	190	261	.106	.075	.611	-.094	190	333	.017	.067	.393	-.168
190	212	.474	.150	.936	.003	190	262	.087	.055	.385	-.068	190	334	-.087	.055	.257	-.256
190	213	.607	.154	1.044	.068	190	263	.025	.057	.316	-.146	190	335	-.250	.043	-.034	-.392
190	214	.630	.136	1.037	.120	190	264	.122	.079	.419	-.080	190	336	-.345	.038	-.188	-.493
190	215	-.213	.058	.045	-.397	190	265	.142	.076	.391	-.044	190	337	.179	.242	.790	-.678
190	216	-.027	.075	.291	-.273	190	266	.121	.080	.407	-.069	190	338	.214	.224	.750	-.740
190	217	.213	.113	.611	-.114	190	267	.128	.080	.428	-.061	190	339	.212	.129	.734	-.488
190	218	.388	.118	.762	.068	190	268	.126	.082	.457	-.063	190	340	.142	.090	.533	-.101
190	219	.496	.155	.965	.080	190	269	.098	.082	.448	-.210	190	341	.072	.081	.433	-.163
190	220	.583	.167	1.044	.058	190	270	.116	.084	.523	-.089	190	342	.002	.067	.287	-.218
190	221	.583	.183	1.097	-.076	190	271	.132	.081	.424	-.136	190	343	-.098	.056	.173	-.280
190	222	-.226	.054	-.021	-.396	190	272	.169	.112	.644	-.078	190	344	-.255	.044	-.085	-.418
190	223	-.084	.080	.221	-.330	190	273	.160	.097	.498	-.063	190	345	-.335	.048	-.128	-.525
190	224	.170	.110	.589	-.157	190	274	.144	.098	.649	-.044	190	346	-.005	.233	.684	-.983
190	225	.331	.144	.835	-.104	190	275	.163	.096	.721	-.044	190	347	.030	.210	.652	-.978
190	226	.450	.142	.913	.058	190	276	.094	.085	.457	-.100	190	348	.061	.115	.529	-.687
190	227	.503	.176	1.040	-.078	190	277	.092	.074	.524	-.066	190	349	.041	.101	.490	-.210
190	228	.502	.180	1.095	-.225	190	278	.113	.065	.477	-.056	190	350	.016	.089	.408	-.218
190	229	-.241	.080	.066	-.515	190	301	-.086	.225	.471	-.880	190	351	-.024	.079	.349	-.276
190	230	-.054	.082	.264	-.304	190	302	-.025	.144	.344	-.837	190	352	-.113	.060	.136	-.315
190	231	.141	.129	.636	-.199	190	303	-.150	.082	.203	-.522	190	353	-.259	.062	.013	-.525
190	232	.273	.151	.721	-.149	190	304	-.192	.066	.027	-.493	190	354	-.329	.063	-.086	-.579
190	233	.350	.160	.870	-.064	190	305	-.194	.066	.048	-.483	190	355	-.205	.165	.363	-.878
190	234	.423	.157	.898	-.331	190	306	-.183	.057	.030	-.452	190	356	-.191	.154	.300	-.963
190	235	.403	.197	.985	-.563	190	307	-.186	.055	.011	-.408	190	357	-.113	.104	.292	-.795
190	236	-.252	.112	.170	-.862	190	308	-.276	.045	-.119	-.450	190	358	-.077	.071	.398	-.376
190	237	-.096	.114	.335	-.487	190	309	-.372	.052	-.210	-.556	190	359	-.077	.077	.463	-.394
190	238	.100	.114	.554	-.190	190	310	.193	.260	.868	-.705	190	360	-.103	.068	.273	-.336
190	239	.141	.145	.779	-.237	190	311	.247	.245	.812	-.675	190	361	-.149	.075	.231	-.410
190	240	.172	.157	.761	-.237	190	312	.233	.102	.595	-.272	190	362	-.232	.074	.127	-.542
190	241	.165	.178	.776	-.811	190	313	.148	.095	.532	-.140	190	363	-.292	.073	-.030	-.620
190	242	.157	.166	.715	-.559	190	314	.092	.084	.450	-.154	190	364	-.165	.074	.082	-.621
190	243	-.175	.120	.342	-.702	190	315	.036	.069	.301	-.226	190	365	-.169	.085	.090	-.729
190	244	-.031	.105	.476	-.435	190	316	-.060	.053	.164	-.256	190	366	-.133	.069	.120	-.440
190	245	.077	.107	.556	-.340	190	317	-.204	.041	-.036	-.344	190	367	-.116	.060	.251	-.410
190	246	.113	.092	.588	-.234	190	318	-.269	.036	-.143	-.416	190	368	-.103	.054	.200	-.493
190	247	.064	.105	.641	-.345	190	319	.265	.246	.903	-.524	190	369	-.129	.050	.153	-.420
190	248	.018	.101	.534	-.462	190	320	.302	.218	.757	-.530	190	370	-.150	.043	.100	-.353
190	249	-.030	.101	.439	-.721	190	321	.311	.113	.633	-.462	190	371	-.265	.056	.015	-.558
190	250	.027	.080	.383	-.321	190	322	.227	.092	.497	-.062	190	372	-.305	.066	-.050	-.723

APPENDIX A -- PRESSURE DATA: CONFIGURATION A ; REPUBLIC PLAZA, DENVER

WD	TAP	CPMEAN	CPRMS	CPMAX	CPMIN
190	373	.031	.059	.291	-.164
190	374	-.023	.073	.265	-.285
190	375	-.027	.069	.300	-.315
190	376	.025	.064	.325	-.200
190	377	.042	.082	.375	-.143
190	378	.025	.068	.280	-.215
190	379	.043	.075	.358	-.167
190	401	-.397	.055	-.211	-.635
190	402	-.400	.048	-.235	-.582
190	403	-.408	.059	-.196	-.627
190	404	-.394	.061	-.189	-.703
190	405	-.392	.073	-.116	-.856
190	406	-.420	.085	-.171	-.872
190	407	-.460	.116	-.160	-1.207
190	408	-.411	.048	-.244	-.627
190	409	-.411	.049	-.266	-.662
190	410	-.416	.045	-.276	-.655
190	411	-.413	.052	-.235	-.712
190	412	-.407	.051	-.223	-.661
190	413	-.427	.060	-.223	-.673
190	414	-.459	.061	-.162	-.699
190	415	-.444	.050	-.262	-.646
190	416	-.443	.049	-.262	-.627
190	417	-.445	.051	-.254	-.616
190	418	-.447	.046	-.283	-.621
190	419	-.462	.053	-.300	-.666
190	420	-.486	.058	-.297	-.719
190	421	-.518	.064	-.302	-.761
190	422	-.455	.044	-.326	-.623
190	423	-.461	.050	-.316	-.659
190	424	-.465	.050	-.317	-.666
190	425	-.486	.049	-.322	-.684
190	426	-.499	.047	-.349	-.639
190	427	-.522	.057	-.305	-.784
190	428	-.535	.062	-.333	-.737
190	429	-.478	.062	-.261	-.709
190	430	-.481	.055	-.292	-.680
190	431	-.493	.063	-.246	-.750
190	432	-.505	.066	-.276	-.927
190	433	-.521	.080	-.277	-1.232
190	434	-.521	.073	-.324	-1.091
190	435	-.520	.083	-.298	-1.086
190	436	-.483	.087	-.184	-.950
190	437	-.490	.080	-.270	-.908
190	438	-.511	.073	-.260	-1.053
190	439	-.523	.085	-.182	-.957
190	440	-.545	.107	-.129	-1.017
190	441	-.523	.117	-.211	-1.216
190	442	-.503	.101	-.230	-1.167
190	443	-.433	.107	-.151	-1.084
190	444	-.444	.109	-.120	-1.196
190	445	-.484	.111	-.229	-1.146
190	446	-.485	.092	-.159	-1.048
190	447	-.562	.166	-.039	-1.359
190	448	-.643	.244	.008	-2.033
190	449	-.597	.225	.004	-1.904
190	450	-.386	.084	-.148	-1.158
190	451	-.405	.096	-.141	-1.141
190	452	-.480	.111	-.235	-.962
190	453	-.474	.118	-.037	-1.085
190	454	-.349	.100	.044	-.906
190	455	-.377	.172	-.014	-1.252
190	456	-.366	.165	.031	-1.168
190	457	-.479	.129	-.216	-1.556
190	458	-.475	.110	-.228	-1.222
190	459	-.526	.151	-.178	-1.559
190	460	-.392	.162	.068	-1.175
190	461	-.202	.099	.203	-.795
190	462	-.218	.129	.092	-1.007
190	463	-.205	.134	.149	-1.082
190	464	-.308	.077	.003	-.680
190	465	-.267	.074	-.021	-.576
190	466	-.325	.115	.017	-.776
190	467	-.196	.097	.189	-.657
190	468	-.205	.121	.154	-.764
190	469	-.419	.128	-.012	-1.443
190	470	-.432	.120	-.052	-1.213
190	471	-.425	.130	.101	-1.282
190	472	-.317	.083	-.009	-.647
190	473	-.343	.098	.019	-.776
190	474	-.193	.105	.283	-.831
190	475	-.183	.119	.270	-.830
190	476	-.202	.201	.454	-1.724
190	477	-.204	.193	.327	-1.626
190	478	-.190	.159	.252	-1.446
190	601	-.010	.081	.343	-.542
190	602	-.031	.084	.273	-.598
190	603	.075	.095	.554	-.382
190	604	-.038	.041	.277	-.286
190	605	-.079	.069	.133	-.473
190	606	-.072	.046	.087	-.272
190	607	-.022	.033	.087	-.293
190	608	-.034	.038	.088	-.358
190	609	-.036	.036	.099	-.204
190	610	.001	.041	.152	-.157
190	611	.009	.039	.141	-.157
190	612	-.043	.053	.129	-.317
190	613	-.027	.049	.220	-.269
190	614	.053	.064	.321	-.133
190	615	.074	.069	.359	-.271
190	616	-.006	.048	.248	-.270
190	617	.075	.057	.310	-.076
190	618	-.014	.063	.264	-.274
190	619	.011	.047	.219	-.260
190	620	-.028	.037	.172	-.198
190	621	.102	.074	.557	-.080
190	622	.156	.100	.720	-.087
190	623	.127	.069	.545	-.128
190	624	.058	.049	.354	-.091
190	625	-.040	.150	.516	-.922
190	626	-.029	.083	.271	-.393
190	627	.019	.048	.235	-.173
190	628	-.033	.039	.251	-.234
190	629	-.037	.040	.157	-.323
190	630	-.044	.069	.410	-.417
190	631	-.005	.041	.188	-.194
190	632	-.035	.060	.289	-.341
190	633	-.022	.035	.121	-.165
190	634	-.022	.044	.147	-.281
190	635	.048	.045	.230	-.257
190	636	.022	.070	.604	-.248
190	637	-.017	.036	.164	-.168
190	638	-.032	.034	.147	-.164
190	639	.168	.097	.584	-.194
190	640	.001	.045	.244	-.188
190	641	-.017	.043	.254	-.160
190	642	-.033	.036	.109	-.207
190	643	.067	.037	.259	-.039
190	644	-.090	.052	.074	-.372
190	645	.039	.047	.283	-.097
190	646	-.042	.067	.236	-.358
190	647	.098	.063	.444	-.138
190	648	-.027	.042	.161	-.239
190	649	-.062	.047	.096	-.331
190	650	.105	.054	.343	-.032
190	651	.119	.078	.464	-.133
190	652	.002	.089	.484	-.340
190	653	.162	.092	.578	-.099
190	701	-.135	.073	.128	-.590
190	702	-.140	.072	.350	-.392
190	703	-.132	.052	.102	-.320
190	704	-.141	.058	.084	-.431
190	705	-.118	.073	.211	-.321
190	706	-.158	.076	.040	-.586
190	707	-.208	.079	.036	-.610
190	708	-.293	.080	-.012	-.764
190	709	-.326	.092	-.031	-.715
190	710	-.218	.111	.100	-1.140
190	711	-.148	.072	.100	-.473
190	712	-.173	.099	.181	-.655

APPENDIX A -- PRESSURE DATA: CONFIGURATION A ; REPUBLIC PLAZA, DENVER

WD	TAP	CPMEAN	CPRMS	CPMAX	CPMIN
190	713	-.467	.159	-.103	-1.787
190	714	-.102	.086	.252	-.407
190	715	-.166	.047	.039	-.394
190	716	-.087	.050	.072	-.402
190	717	.011	.104	.573	-.307
190	718	-.135	.077	.078	-.534
190	719	-.100	.071	.129	-.460
190	720	-.065	.064	.161	-.302
190	721	-.040	.054	.280	-.265
190	722	-.114	.054	.150	-.378
190	723	-.047	.069	.185	-.357
190	724	-.055	.052	.201	-.208
190	725	-.109	.036	.107	-.279
190	726	-.220	.054	-.003	-.424
190	727	-.198	.047	-.021	-.383
190	728	-.189	.067	.051	-.448
190	729	-.182	.043	-.039	-.341
190	730	-.116	.054	.218	-.299
190	731	-.157	.083	.340	-.584
190	732	-.444	.133	-.105	-1.359
200	1	-.706	.090	-.406	-1.112
200	2	-.498	.128	.063	-1.038
200	3	-.112	.112	.243	-.597
200	4	-.716	.103	-.374	-1.233
200	5	-.087	.114	.356	-.627
200	6	-.728	.100	-.376	-1.243
200	7	-.346	.097	.212	-.794
200	8	-.507	.132	-.088	-.946
200	9	-.751	.108	-.438	-1.161
200	10	-.725	.111	-.243	-1.238
200	11	-.347	.072	-.117	-.690
200	12	-.196	.175	.403	-.670
200	13	-.382	.113	-.076	-1.006
200	14	-.719	.159	.072	-1.397
200	15	-.472	.090	-.134	-.838
200	16	-.734	.129	-.351	-1.350
200	17	-.400	.092	.010	-.781
200	18	-.750	.151	-.346	-1.703
200	19	-.695	.124	-.246	-1.276
200	20	-.402	.075	-.134	-.751
200	101	-.645	.188	-.115	-1.676
200	102	-.662	.217	-.107	-2.231
200	103	-.605	.142	-.077	-1.645
200	104	-.563	.104	-.177	-1.245
200	105	-.561	.092	-.159	-1.207
200	106	-.573	.076	-.268	-1.012
200	107	-.560	.075	-.303	-.847
200	108	-.542	.060	-.331	-.815
200	109	-.545	.070	-.314	-.870
200	110	-.630	.156	-.178	-1.509

WD	TAP	CPMEAN	CPRMS	CPMAX	CPMIN
200	111	-.625	.142	-.258	-1.446
200	112	-.578	.089	-.304	-.980
200	113	-.555	.082	-.320	-1.039
200	114	-.537	.067	-.341	-.948
200	115	-.523	.060	-.344	-.785
200	116	-.501	.050	-.336	-.757
200	117	-.497	.056	-.329	-.739
200	118	-.496	.057	-.319	-.719
200	119	-.594	.102	-.310	-1.141
200	120	-.579	.087	-.336	-1.050
200	121	-.558	.079	-.305	-.853
200	122	-.542	.071	-.310	-.875
200	123	-.544	.069	-.327	-.821
200	124	-.523	.057	-.333	-.931
200	125	-.516	.062	-.311	-.779
200	126	-.503	.060	-.288	-.705
200	127	-.504	.059	-.322	-.715
200	128	-.574	.095	-.266	-1.029
200	129	-.577	.101	-.255	-1.043
200	130	-.579	.090	-.290	-.992
200	131	-.587	.088	-.314	-1.013
200	132	-.573	.069	-.361	-.927
200	133	-.570	.074	-.340	-.884
200	134	-.552	.070	-.317	-.814
200	135	-.540	.067	-.320	-.804
200	136	-.530	.057	-.325	-.779
200	137	-.486	.084	-.170	-.857
200	138	-.494	.098	-.107	-.886
200	139	-.549	.122	-.094	-1.103
200	140	-.584	.105	-.187	-1.025
200	141	-.623	.117	-.185	-1.152
200	142	-.606	.110	-.332	-1.266
200	143	-.583	.103	-.295	-1.133
200	144	-.547	.078	-.316	-.961
200	145	-.556	.091	-.272	-1.071
200	146	-.431	.082	-.178	-.800
200	147	-.428	.095	-.090	-1.011
200	148	-.357	.100	-.018	-.885
200	149	-.250	.178	.553	-1.001
200	150	-.458	.202	.189	-1.151
200	151	-.700	.187	.283	-1.581
200	152	-.678	.160	-.289	-1.712
200	153	-.606	.152	-.089	-1.936
200	154	-.579	.148	-.165	-1.842
200	155	-.439	.087	-.160	-.849
200	156	-.417	.068	-.187	-.683
200	157	-.366	.085	.086	-.685
200	158	-.163	.134	.429	-.633
200	159	-.079	.193	.622	-1.082
200	160	-.427	.263	.498	-1.432

WD	TAP	CPMEAN	CPRMS	CPMAX	CPMIN
200	161	-.720	.283	.184	-2.261
200	162	-.607	.224	.010	-1.893
200	163	-.584	.210	.051	-1.909
200	164	-.382	.083	-.100	-.762
200	165	-.381	.081	-.100	-.709
200	166	-.312	.068	-.030	-.761
200	167	-.245	.072	.128	-.637
200	168	-.078	.092	.350	-.535
200	169	-.007	.159	.574	-.800
200	170	-.383	.328	.519	-1.502
200	171	-.564	.303	.221	-2.423
200	172	-.508	.254	.153	-2.115
200	173	-.173	.087	.160	-.826
200	174	-.192	.071	.077	-.486
200	175	-.175	.065	.186	-.459
200	176	-.063	.081	.366	-.230
200	177	.036	.100	.637	-.184
200	178	.086	.088	.606	-.229
200	179	.021	.164	.586	-.719
200	180	-.123	.198	.414	-1.197
200	181	-.092	.168	.450	-.842
200	201	-.091	.096	.241	-.529
200	202	.066	.094	.370	-.335
200	203	.105	.127	.503	-.418
200	204	.213	.134	.673	-.273
200	205	.278	.145	.717	-.254
200	206	.400	.135	.770	-.051
200	207	.327	.160	.807	-.187
200	208	-.035	.092	.335	-.363
200	209	.175	.109	.573	-.171
200	210	.424	.116	.775	.053
200	211	.505	.151	.962	.007
200	212	.591	.155	1.125	.054
200	213	.585	.155	1.032	-.009
200	214	.467	.124	.872	-.036
200	215	-.067	.087	.244	-.395
200	216	.171	.108	.532	-.207
200	217	.427	.143	.848	.021
200	218	.576	.140	.983	.164
200	219	.610	.174	1.131	.075
200	220	.557	.163	1.084	.033
200	221	.417	.153	.939	-.087
200	222	-.064	.072	.174	-.318
200	223	.096	.112	.464	-.257
200	224	.387	.142	.859	.000
200	225	.508	.159	1.050	.051
200	226	.581	.148	1.035	.149
200	227	.501	.171	1.092	-.003
200	228	.379	.159	1.036	-.069
200	229	-.109	.095	.273	-.443

APPENDIX A -- PRESSURE DATA: CONFIGURATION A ; REPUBLIC PLAZA, DENVER

WD	TAP	CPMEAN	CPRMS	CPMAX	CPMIN
200	230	.122	.096	.528	-.175
200	231	.320	.141	.778	-.086
200	232	.459	.150	.941	.067
200	233	.517	.163	1.105	.099
200	234	.476	.139	1.005	.053
200	235	.318	.164	1.006	-.213
200	236	-.095	.113	.315	-.882
200	237	.110	.111	.543	-.196
200	238	.355	.115	.790	.075
200	239	.416	.154	.980	-.000
200	240	.463	.160	1.051	.021
200	241	.363	.152	.929	-.009
200	242	.273	.131	.840	-.145
200	243	-.106	.109	.342	-.514
200	244	.088	.105	.609	-.273
200	245	.268	.116	.732	-.029
200	246	.366	.113	.798	.110
200	247	.347	.141	.864	.018
200	248	.291	.137	.811	-.051
200	249	.156	.122	.687	-.218
200	250	-.024	.085	.365	-.301
200	251	.052	.091	.560	-.195
200	252	.195	.097	.642	-.077
200	253	.248	.101	.712	-.027
200	254	.275	.091	.592	.016
200	255	.160	.106	.558	-.133
200	256	.091	.096	.535	-.222
200	257	.009	.090	.493	-.289
200	258	.133	.066	.427	-.076
200	259	.191	.095	.563	-.021
200	260	.235	.098	.581	.021
200	261	.234	.090	.677	.024
200	262	.183	.066	.439	.006
200	263	.050	.073	.366	-.200
200	264	.188	.079	.481	-.014
200	265	.206	.076	.480	.013
200	266	.195	.080	.500	-.004
200	267	.203	.080	.478	-.005
200	268	.199	.078	.580	.008
200	269	.085	.092	.463	-.270
200	270	.140	.080	.502	-.089
200	271	.154	.084	.592	-.130
200	272	.261	.106	.797	.025
200	273	.241	.090	.740	.029
200	274	.226	.094	.691	.052
200	275	.244	.094	.656	.059
200	276	.163	.083	.670	-.026
200	277	.199	.090	.599	-.039
200	278	.213	.075	.533	.018
200	301	-.535	.155	.198	-1.149

WD	TAP	CPMEAN	CPRMS	CPMAX	CPMIN
200	302	-.469	.228	.170	-1.154
200	303	-.248	.125	.012	-.961
200	304	-.252	.059	-.024	-.669
200	305	-.251	.058	-.004	-.573
200	306	-.229	.049	-.044	-.430
200	307	-.230	.049	-.074	-.428
200	308	-.295	.045	-.152	-.490
200	309	-.379	.054	-.172	-.633
200	310	-.380	.184	.513	-1.052
200	311	-.361	.225	.598	-1.129
200	312	-.085	.230	.356	-1.049
200	313	-.001	.091	.289	-.734
200	314	-.033	.057	.223	-.548
200	315	-.077	.049	.135	-.261
200	316	-.147	.039	.030	-.341
200	317	-.251	.035	-.126	-.378
200	318	-.287	.037	-.162	-.437
200	319	-.275	.212	.645	-1.124
200	320	-.284	.222	.500	-1.194
200	321	-.064	.277	.431	-1.193
200	322	.052	.104	.301	-.908
200	323	.005	.065	.242	-.566
200	324	-.068	.046	.114	-.394
200	325	-.161	.042	.013	-.359
200	326	-.280	.037	-.105	-.394
200	327	-.329	.037	-.212	-.473
200	328	-.288	.220	.577	-1.049
200	329	-.285	.275	.609	-1.250
200	330	-.093	.296	.465	-1.289
200	331	.035	.117	.352	-.889
200	332	-.013	.058	.212	-.534
200	333	-.088	.049	.109	-.340
200	334	-.170	.040	.062	-.341
200	335	-.289	.039	-.133	-.419
200	336	-.359	.038	-.220	-.474
200	337	-.265	.238	.654	-1.161
200	338	-.248	.267	.638	-1.221
200	339	-.081	.273	.510	-1.464
200	340	.013	.107	.316	-.865
200	341	-.028	.065	.232	-.724
200	342	-.081	.050	.156	-.293
200	343	-.164	.049	.061	-.389
200	344	-.288	.041	-.105	-.425
200	345	-.350	.045	-.160	-.498
200	346	-.378	.192	.643	-1.064
200	347	-.324	.263	.596	-1.229
200	348	-.150	.245	.391	-1.187
200	349	-.047	.129	.282	-1.027
200	350	-.052	.068	.190	-.548
200	351	-.089	.056	.147	-.379

WD	TAP	CPMEAN	CPRMS	CPMAX	CPMIN
200	352	-.170	.047	.025	-.359
200	353	-.298	.053	-.081	-.484
200	354	-.350	.052	-.158	-.543
200	355	-.403	.148	.142	-1.099
200	356	-.416	.150	.121	-1.112
200	357	-.292	.199	.227	-1.358
200	358	-.143	.118	.206	-.814
200	359	-.133	.080	.154	-.973
200	360	-.157	.050	.093	-.551
200	361	-.211	.053	.090	-.561
200	362	-.292	.056	-.049	-.512
200	363	-.347	.065	-.002	-.663
200	364	-.260	.107	.006	-.965
200	365	-.268	.123	.035	-1.231
200	366	-.219	.120	.255	-1.043
200	367	-.179	.110	.142	-1.004
200	368	-.111	.069	.115	-.498
200	369	-.142	.053	.140	-.481
200	370	-.162	.037	-.011	-.402
200	371	-.334	.050	-.120	-.563
200	372	-.350	.058	-.123	-.631
200	373	.029	.058	.269	-.240
200	374	-.091	.063	.152	-.619
200	375	-.077	.069	.163	-.372
200	376	-.041	.059	.235	-.213
200	377	-.032	.045	.303	-.212
200	378	-.013	.075	.305	-.265
200	379	.018	.084	.353	-.233
200	401	-.380	.055	-.175	-.601
200	402	-.377	.048	-.195	-.585
200	403	-.391	.059	-.157	-.664
200	404	-.382	.067	-.147	-.842
200	405	-.396	.077	-.168	-1.109
200	406	-.435	.078	-.184	-1.004
200	407	-.486	.104	-.141	-1.167
200	408	-.388	.049	-.226	-.572
200	409	-.388	.050	-.234	-.578
200	410	-.385	.043	-.251	-.546
200	411	-.395	.051	-.222	-.575
200	412	-.401	.056	-.140	-.633
200	413	-.438	.070	-.205	-.736
200	414	-.474	.070	-.248	-.751
200	415	-.424	.049	-.268	-.602
200	416	-.419	.049	-.252	-.605
200	417	-.424	.050	-.289	-.631
200	418	-.425	.046	-.292	-.617
200	419	-.449	.056	-.277	-.694
200	420	-.472	.064	-.263	-.754
200	421	-.508	.070	-.223	-.720
200	422	-.435	.044	-.288	-.617

APPENDIX A -- PRESSURE DATA: CONFIGURATION A ; REPUBLIC PLAZA, DENVER

WD	TAP	CPMEAN	CPRMS	CPMAX	CPMIN
200	423	-.447	.049	-.280	-.671
200	424	-.446	.049	-.270	-.630
200	425	-.461	.049	-.292	-.635
200	426	-.473	.047	-.329	-.629
200	427	-.511	.061	-.307	-.713
200	428	-.530	.069	-.289	-.793
200	429	-.456	.053	-.310	-.676
200	430	-.454	.048	-.324	-.638
200	431	-.470	.054	-.307	-.671
200	432	-.475	.056	-.256	-.700
200	433	-.488	.066	-.308	-.770
200	434	-.491	.063	-.315	-.742
200	435	-.503	.074	-.296	-.796
200	436	-.465	.069	-.198	-.723
200	437	-.467	.068	-.207	-.791
200	438	-.470	.060	-.318	-.712
200	439	-.485	.068	-.261	-.743
200	440	-.488	.076	-.254	-.840
200	441	-.489	.079	-.296	-.864
200	442	-.476	.070	-.283	-.815
200	443	-.459	.086	-.217	-.969
200	444	-.461	.087	-.217	-.970
200	445	-.475	.082	-.209	-.992
200	446	-.472	.072	-.230	-.868
200	447	-.507	.107	-.169	-1.079
200	448	-.491	.119	-.145	-1.544
200	449	-.492	.123	-.115	-1.134
200	450	-.431	.085	-.138	-.882
200	451	-.459	.097	-.157	-1.068
200	452	-.509	.102	-.201	-1.111
200	453	-.459	.087	-.120	-.814
200	454	-.431	.097	-.117	-.963
200	455	-.462	.154	.004	-2.089
200	456	-.451	.151	.002	-1.699
200	457	-.542	.151	-.106	-1.730
200	458	-.546	.120	-.163	-1.207
200	459	-.509	.200	.126	-1.538
200	460	-.274	.143	.141	-1.088
200	461	-.264	.113	.107	-1.043
200	462	-.240	.123	.079	-1.611
200	463	-.225	.128	.179	-1.743
200	464	-.216	.099	.233	-.703
200	465	-.153	.078	.126	-.498
200	466	-.178	.091	.142	-.613
200	467	-.146	.077	.175	-.467
200	468	-.153	.088	.209	-.573
200	469	-.395	.161	.091	-1.839
200	470	-.333	.141	.086	-1.070
200	471	-.331	.184	.196	-1.293
200	472	-.229	.092	.066	-.589
200	473	-.224	.103	.189	-.625
200	474	-.161	.070	.150	-.423
200	475	-.136	.066	.178	-.493
200	476	-.181	.109	.166	-.954
200	477	-.183	.127	.164	-1.542
200	478	-.165	.105	.134	-1.403
200	601	.056	.073	.315	-.420
200	602	.047	.072	.435	-.337
200	603	.039	.105	.415	-.396
200	604	.007	.048	.303	-.206
200	605	-.113	.067	.266	-.399
200	606	-.095	.056	.119	-.338
200	607	.002	.029	.217	-.181
200	608	-.011	.033	.204	-.149
200	609	-.020	.036	.153	-.159
200	610	.023	.037	.186	-.120
200	611	.027	.031	.159	-.076
200	612	-.039	.053	.182	-.315
200	613	-.008	.037	.153	-.140
200	614	.042	.070	.347	-.198
200	615	.133	.080	.471	-.195
200	616	.019	.057	.320	-.450
200	617	.118	.059	.490	-.024
200	618	.056	.066	.380	-.238
200	619	.070	.050	.366	-.123
200	620	.012	.049	.260	-.184
200	621	.167	.073	.627	-.022
200	622	.229	.100	.736	.001
200	623	.169	.075	.488	-.093
200	624	.087	.051	.315	-.059
200	625	.032	.130	.463	-.716
200	626	.021	.084	.387	-.305
200	627	.055	.049	.404	-.111
200	628	-.004	.045	.362	-.184
200	629	-.009	.037	.322	-.190
200	630	-.007	.050	.262	-.385
200	631	.029	.052	.348	-.249
200	632	.013	.069	.360	-.279
200	633	.017	.040	.226	-.108
200	634	.007	.038	.219	-.198
200	635	.067	.041	.262	-.081
200	636	.026	.062	.360	-.132
200	637	.001	.035	.156	-.334
200	638	-.036	.031	.091	-.170
200	639	.148	.089	.623	-.116
200	640	.023	.043	.301	-.102
200	641	-.033	.046	.276	-.190
200	642	-.046	.041	.098	-.227
200	643	.092	.039	.273	-.011
200	644	-.087	.049	.081	-.476
200	645	.068	.046	.310	-.075
200	646	-.068	.053	.118	-.264
200	647	.127	.059	.400	-.030
200	648	-.052	.046	.124	-.272
200	649	-.061	.046	.107	-.305
200	650	.154	.056	.420	.005
200	651	.200	.089	.636	-.065
200	652	-.079	.072	.239	-.368
200	653	.215	.083	.603	-.108
200	701	-.110	.087	.206	-.526
200	702	-.216	.050	.021	-.421
200	703	-.138	.063	.138	-.404
200	704	-.083	.058	.136	-.314
200	705	-.133	.081	.227	-.365
200	706	-.281	.123	.032	-.717
200	707	-.321	.112	.088	-.763
200	708	-.351	.098	.017	-.958
200	709	-.404	.093	-.146	-.895
200	710	-.406	.179	.112	-1.521
200	711	-.259	.126	.068	-.702
200	712	-.288	.155	.117	-.952
200	713	-.422	.155	-.084	-1.707
200	714	-.168	.061	.218	-.438
200	715	-.174	.040	-.036	-.319
200	716	-.111	.051	.059	-.389
200	717	-.063	.076	.416	-.291
200	718	-.133	.045	.074	-.349
200	719	-.128	.078	.134	-.456
200	720	-.045	.052	.195	-.227
200	721	-.036	.041	.202	-.244
200	722	-.105	.049	.147	-.317
200	723	-.015	.070	.204	-.330
200	724	-.048	.043	.225	-.263
200	725	-.102	.036	.123	-.208
200	726	-.215	.064	.008	-.638
200	727	-.172	.059	.087	-.456
200	728	-.273	.078	.004	-.531
200	729	-.164	.049	.005	-.387
200	730	-.061	.069	.300	-.260
200	731	-.191	.136	.321	-.777
200	732	-.429	.138	.172	-1.118
210	1	-.708	.092	-.401	-1.182
210	2	-.618	.119	-.166	-1.226
210	3	-.203	.131	.251	-.731
210	4	-.704	.098	-.403	-1.249
210	5	-.209	.136	.216	-.681
210	6	-.738	.092	-.419	-1.044
210	7	-.365	.135	.145	-1.100
210	8	-.634	.138	-.141	-1.113
210	9	-.761	.104	-.364	-1.184

APPENDIX A -- PRESSURE DATA: CONFIGURATION A ; REPUBLIC PLAZA, DENVER

WD	TAP	CPMEAN	CPRMS	CPMAX	CPMIN
210	10	-.764	.102	-.401	-1.358
210	11	-.349	.085	-.090	-.694
210	12	-.108	.157	.436	-.606
210	13	-.541	.152	-.163	-1.250
210	14	-.772	.121	-.293	-1.274
210	15	-.350	.092	-.054	-.714
210	16	-.744	.111	-.381	-1.189
210	17	-.349	.120	.175	-.757
210	18	-.742	.119	-.338	-1.308
210	19	-.689	.156	-.029	-1.179
210	20	-.360	.085	-.011	-.750
210	101	-.632	.266	.065	-1.883
210	102	-.622	.261	.077	-2.277
210	103	-.576	.215	.095	-1.753
210	104	-.572	.148	-.133	-1.410
210	105	-.620	.131	-.144	-1.636
210	106	-.611	.098	-.208	-1.376
210	107	-.581	.084	-.226	-1.001
210	108	-.549	.063	-.311	-.814
210	109	-.572	.075	-.287	-.891
210	110	-.590	.194	-.035	-1.741
210	111	-.588	.175	-.094	-1.363
210	112	-.519	.097	-.163	-.894
210	113	-.561	.098	-.195	-1.049
210	114	-.564	.089	-.214	-.981
210	115	-.549	.080	-.280	-1.162
210	116	-.506	.061	-.283	-.821
210	117	-.516	.069	-.291	-.875
210	118	-.511	.072	-.284	-.894
210	119	-.600	.161	-.154	-1.432
210	120	-.571	.125	-.142	-1.281
210	121	-.562	.105	-.193	-.994
210	122	-.554	.101	-.264	-1.196
210	123	-.563	.102	-.200	-1.417
210	124	-.528	.073	-.285	-1.061
210	125	-.529	.074	-.220	-.909
210	126	-.502	.071	-.212	-.800
210	127	-.501	.074	-.280	-1.034
210	128	-.547	.137	-.150	-1.155
210	129	-.566	.146	-.057	-1.279
210	130	-.571	.127	-.082	-1.266
210	131	-.597	.126	-.169	-1.185
210	132	-.590	.098	-.326	-1.155
210	133	-.608	.103	-.334	-1.272
210	134	-.583	.096	-.329	-1.156
210	135	-.570	.088	-.312	-1.149
210	136	-.549	.075	-.332	-1.018
210	137	-.436	.103	-.171	-.933
210	138	-.434	.124	-.120	-.925
210	139	-.482	.149	-.068	-1.179
210	140	-.539	.136	-.155	-1.202
210	141	-.649	.162	-.068	-1.468
210	142	-.660	.161	-.066	-1.797
210	143	-.638	.144	-.302	-1.638
210	144	-.583	.107	-.339	-1.341
210	145	-.609	.124	-.307	-1.497
210	146	-.383	.066	-.149	-.694
210	147	-.362	.077	.069	-.731
210	148	-.305	.082	.177	-.759
210	149	-.222	.145	.525	-.893
210	150	-.297	.228	.508	-1.127
210	151	-.576	.304	.457	-1.931
210	152	-.713	.236	-.048	-2.630
210	153	-.664	.205	-.084	-2.106
210	154	-.627	.193	-.051	-1.894
210	155	-.388	.059	-.174	-.685
210	156	-.366	.051	-.105	-.594
210	157	-.349	.079	.137	-.592
210	158	-.174	.138	.505	-.591
210	159	-.087	.182	.645	-.945
210	160	-.325	.275	.441	-1.232
210	161	-.607	.297	.273	-1.961
210	162	-.533	.218	.113	-2.176
210	163	-.507	.197	.052	-1.857
210	164	-.357	.063	-.163	-.626
210	165	-.373	.062	-.175	-.699
210	166	-.293	.056	-.131	-.660
210	167	-.221	.069	.129	-.465
210	168	-.064	.096	.421	-.519
210	169	-.109	.216	.456	-1.143
210	170	-.373	.307	.403	-1.528
210	171	-.415	.246	.302	-1.713
210	172	-.384	.214	.341	-1.489
210	173	-.138	.076	.254	-.434
210	174	-.165	.068	.087	-.442
210	175	-.159	.062	.223	-.358
210	176	-.061	.080	.336	-.227
210	177	-.001	.079	.403	-.320
210	178	.098	.108	.559	-.608
210	179	.003	.227	.628	-1.375
210	180	-.169	.212	.405	-1.267
210	181	-.138	.186	.362	-1.141
210	201	-.029	.104	.300	-.383
210	202	.111	.102	.434	-.193
210	203	.193	.128	.609	-.215
210	204	.251	.139	.729	-.238
210	205	.269	.139	.700	-.293
210	206	.332	.126	.727	-.185
210	207	.257	.138	.738	-.336
210	208	.028	.099	.519	-.314
210	209	.235	.129	.667	-.201
210	210	.453	.136	.865	.018
210	211	.544	.164	1.031	.034
210	212	.579	.169	1.142	.038
210	213	.521	.166	1.150	-.018
210	214	.345	.127	.890	-.095
210	215	.029	.097	.345	-.324
210	216	.226	.122	.600	-.185
210	217	.489	.150	.912	.034
210	218	.605	.141	.977	.183
210	219	.636	.160	1.105	.145
210	220	.504	.150	.939	.055
210	221	.292	.141	.757	-.183
210	222	-.043	.090	.361	-.366
210	223	.185	.120	.624	-.163
210	224	.426	.144	.858	.010
210	225	.536	.167	1.050	-.016
210	226	.556	.152	1.047	.055
210	227	.438	.162	1.021	-.064
210	228	.240	.154	.762	-.287
210	229	-.054	.101	.340	-.478
210	230	.167	.101	.564	-.188
210	231	.408	.141	.969	-.037
210	232	.499	.157	1.064	.020
210	233	.507	.166	1.130	.092
210	234	.404	.136	.932	.050
210	235	.249	.148	.844	-.203
210	236	-.082	.113	.433	-.446
210	237	.115	.115	.550	-.246
210	238	.326	.119	.767	.045
210	239	.412	.146	.923	.056
210	240	.421	.155	.998	.030
210	241	.324	.151	1.077	-.116
210	242	.187	.126	.832	-.185
210	243	-.044	.101	.387	-.526
210	244	.091	.103	.532	-.223
210	245	.248	.115	.735	-.003
210	246	.315	.110	.744	.058
210	247	.335	.130	.836	.005
210	248	.248	.132	.701	-.170
210	249	.093	.129	.675	-.358
210	250	-.016	.080	.306	-.416
210	251	.091	.078	.414	-.180
210	252	.163	.092	.590	-.066
210	253	.209	.104	.725	-.031
210	254	.220	.097	.669	-.037
210	255	.171	.109	.622	-.227
210	256	.068	.106	.537	-.320
210	257	.012	.088	.287	-.363
210	258	.100	.062	.313	-.243

APPENDIX A -- PRESSURE DATA: CONFIGURATION A ; REPUBLIC PLAZA, DENVER

WD	TAP	CPMEAN	CPRMS	CPMAX	CPMIN
210	259	.208	.078	.552	-.025
210	260	.214	.084	.623	.025
210	261	.203	.089	.597	-.048
210	262	.136	.072	.494	-.062
210	263	.069	.078	.483	-.158
210	264	.182	.070	.574	.023
210	265	.193	.067	.554	.043
210	266	.190	.070	.590	.022
210	267	.198	.072	.599	.032
210	268	.183	.074	.496	.006
210	269	.083	.088	.420	-.231
210	270	.123	.081	.506	-.179
210	271	.120	.084	.446	-.171
210	272	.237	.101	.732	-.053
210	273	.223	.086	.538	-.018
210	274	.218	.084	.579	.033
210	275	.226	.084	.600	.038
210	276	.157	.077	.537	-.026
210	277	.193	.085	.565	-.011
210	278	.180	.070	.459	-.007
210	301	-.739	.142	-.256	-1.569
210	302	-.741	.148	-.238	-1.580
210	303	-.659	.193	-.112	-1.304
210	304	-.432	.164	-.026	-1.107
210	305	-.305	.115	.242	-.999
210	306	-.257	.076	.018	-.721
210	307	-.240	.065	.119	-.675
210	308	-.279	.054	-.038	-.831
210	309	-.344	.063	-.124	-.718
210	310	-.661	.151	-.052	-1.362
210	311	-.677	.145	-.147	-1.434
210	312	-.680	.203	.112	-1.362
210	313	-.371	.273	.198	-1.360
210	314	-.165	.154	.214	-.920
210	315	-.149	.083	.194	-.691
210	316	-.193	.054	.042	-.557
210	317	-.261	.053	-.030	-.537
210	318	-.281	.054	-.107	-.613
210	319	-.609	.172	.147	-1.913
210	320	-.633	.160	.245	-1.538
210	321	-.626	.255	.287	-1.886
210	322	-.381	.303	.212	-1.553
210	323	-.193	.202	.311	-1.168
210	324	-.162	.101	.123	-.784
210	325	-.209	.073	.064	-.660
210	326	-.285	.054	-.015	-.559
210	327	-.313	.054	-.089	-.579
210	328	-.619	.181	-.040	-1.702
210	329	-.636	.211	.186	-1.995
210	330	-.589	.293	.246	-2.039

WD	TAP	CPMEAN	CPRMS	CPMAX	CPMIN
210	331	-.329	.301	.280	-1.467
210	332	-.180	.172	.252	-1.035
210	333	-.167	.110	.177	-.997
210	334	-.207	.072	.079	-.850
210	335	-.293	.054	.098	-.834
210	336	-.343	.044	-.132	-.740
210	337	-.589	.202	.383	-1.961
210	338	-.590	.211	.367	-2.017
210	339	-.506	.319	.341	-2.096
210	340	-.279	.262	.182	-1.430
210	341	-.162	.170	.232	-1.261
210	342	-.147	.095	.289	-.922
210	343	-.196	.065	.084	-.769
210	344	-.278	.045	-.094	-.770
210	345	-.316	.048	-.143	-.708
210	346	-.524	.201	.294	-1.650
210	347	-.577	.224	.145	-1.775
210	348	-.493	.269	.135	-1.685
210	349	-.264	.243	.302	-1.526
210	350	-.151	.136	.287	-.956
210	351	-.138	.083	.161	-.633
210	352	-.195	.054	.067	-.529
210	353	-.285	.050	-.061	-.569
210	354	-.317	.046	-.141	-.538
210	355	-.466	.185	.056	-1.659
210	356	-.482	.178	.161	-1.503
210	357	-.392	.232	.227	-1.884
210	358	-.216	.177	.197	-1.234
210	359	-.154	.108	.154	-.790
210	360	-.164	.061	.084	-.630
210	361	-.211	.052	.049	-.518
210	362	-.282	.047	-.083	-.559
210	363	-.322	.047	-.131	-.589
210	364	-.380	.148	-.082	-1.323
210	365	-.385	.177	.100	-1.461
210	366	-.273	.184	.144	-1.565
210	367	-.145	.118	.246	-.738
210	368	-.121	.066	.114	-.469
210	369	-.154	.045	.022	-.408
210	370	-.198	.031	-.032	-.361
210	371	-.267	.038	-.116	-.430
210	372	-.330	.044	-.195	-.542
210	373	.011	.054	.228	-.178
210	374	-.102	.060	.212	-.383
210	375	-.097	.059	.166	-.341
210	376	-.085	.052	.178	-.274
210	377	-.078	.046	.133	-.223
210	378	-.052	.054	.249	-.280
210	379	-.014	.061	.403	-.241
210	401	-.357	.066	-.136	-.652

WD	TAP	CPMEAN	CPRMS	CPMAX	CPMIN
210	402	-.350	.056	-.165	-.597
210	403	-.366	.068	-.140	-.657
210	404	-.357	.067	-.136	-.654
210	405	-.369	.076	-.069	-.767
210	406	-.409	.090	-.095	-1.237
210	407	-.463	.132	-.089	-1.474
210	408	-.358	.059	-.170	-.597
210	409	-.360	.061	-.166	-.629
210	410	-.357	.053	-.188	-.608
210	411	-.372	.061	-.162	-.654
210	412	-.379	.069	-.134	-.693
210	413	-.417	.086	-.130	-.926
210	414	-.449	.090	-.154	-.994
210	415	-.382	.054	-.174	-.593
210	416	-.375	.053	-.186	-.604
210	417	-.376	.052	-.225	-.559
210	418	-.374	.046	-.236	-.554
210	419	-.395	.055	-.215	-.636
210	420	-.415	.067	-.193	-.634
210	421	-.440	.075	-.191	-.722
210	422	-.372	.043	-.222	-.590
210	423	-.384	.049	-.210	-.666
210	424	-.379	.047	-.200	-.604
210	425	-.398	.051	-.245	-.616
210	426	-.409	.051	-.227	-.642
210	427	-.451	.074	-.162	-.761
210	428	-.472	.089	-.136	-.859
210	429	-.387	.049	-.247	-.607
210	430	-.384	.043	-.263	-.561
210	431	-.396	.048	-.258	-.568
210	432	-.396	.049	-.230	-.588
210	433	-.412	.058	-.250	-.611
210	434	-.414	.058	-.229	-.622
210	435	-.425	.069	-.190	-.693
210	436	-.396	.051	-.267	-.570
210	437	-.400	.054	-.261	-.614
210	438	-.399	.047	-.256	-.581
210	439	-.412	.054	-.247	-.618
210	440	-.410	.060	-.253	-.682
210	441	-.408	.062	-.247	-.670
210	442	-.401	.056	-.249	-.631
210	443	-.401	.063	-.187	-.866
210	444	-.399	.063	-.177	-.721
210	445	-.410	.059	-.252	-.708
210	446	-.412	.056	-.161	-.649
210	447	-.429	.068	-.251	-.752
210	448	-.411	.067	-.209	-.748
210	449	-.413	.070	-.179	-.846
210	450	-.412	.060	-.249	-.676
210	451	-.433	.068	-.251	-.734

APPENDIX A -- PRESSURE DATA: CONFIGURATION A ; REPUBLIC PLAZA, DENVER

WD	TAP	CPMEAN	CPRMS	CPMAX	CPMIN
210	452	-.457	.074	-.260	-.840
210	453	-.421	.072	-.175	-.776
210	454	-.423	.080	-.179	-1.003
210	455	-.437	.121	-.133	-1.326
210	456	-.424	.123	-.120	-1.219
210	457	-.499	.126	-.132	-1.172
210	458	-.505	.093	-.208	-.901
210	459	-.468	.171	.211	-1.035
210	460	-.229	.113	.174	-.730
210	461	-.254	.101	.173	-.736
210	462	-.209	.087	.078	-.838
210	463	-.189	.102	.163	-.994
210	464	-.193	.081	.107	-.453
210	465	-.130	.064	.170	-.335
210	466	-.141	.072	.149	-.390
210	467	-.115	.067	.187	-.355
210	468	-.129	.073	.221	-.368
210	469	-.346	.118	.084	-1.046
210	470	-.311	.107	.065	-.727
210	471	-.316	.158	.208	-.951
210	472	-.202	.069	.045	-.471
210	473	-.190	.075	.081	-.485
210	474	-.140	.060	.185	-.325
210	475	-.117	.054	.166	-.388
210	476	-.174	.101	.194	-1.166
210	477	-.152	.101	.169	-.812
210	478	-.146	.090	.212	-.770
210	601	.087	.068	.392	-.192
210	602	.077	.057	.300	-.231
210	603	-.039	.112	.317	-.465
210	604	.021	.056	.310	-.191
210	605	-.125	.072	.170	-.439
210	606	-.110	.077	.176	-.439
210	607	.008	.032	.173	-.102
210	608	.003	.033	.142	-.113
210	609	-.010	.041	.194	-.135
210	610	.033	.036	.200	-.087
210	611	.037	.031	.180	-.062
210	612	-.025	.055	.171	-.305
210	613	.010	.038	.182	-.127
210	614	.004	.072	.441	-.278
210	615	.145	.085	.540	-.186
210	616	.027	.057	.428	-.274
210	617	.131	.059	.386	-.022
210	618	.081	.066	.323	-.354
210	619	.093	.054	.343	-.169
210	620	.055	.057	.426	-.121
210	621	.172	.072	.486	-.005
210	622	.233	.099	.710	.018
210	623	.172	.074	.468	-.120

WD	TAP	CPMEAN	CPRMS	CPMAX	CPMIN
210	624	.095	.049	.272	-.078
210	625	.065	.108	.398	-.439
210	626	.047	.078	.457	-.425
210	627	.077	.046	.298	-.116
210	628	.037	.050	.301	-.139
210	629	.018	.040	.192	-.151
210	630	.004	.042	.254	-.160
210	631	.061	.050	.371	-.209
210	632	.046	.063	.506	-.319
210	633	.043	.042	.278	-.072
210	634	.037	.037	.204	-.117
210	635	.063	.037	.233	-.120
210	636	.004	.045	.270	-.184
210	637	.000	.034	.160	-.149
210	638	-.063	.038	.074	-.209
210	639	.104	.093	.487	-.193
210	640	.027	.046	.324	-.130
210	641	-.059	.059	.316	-.267
210	642	-.091	.057	.081	-.448
210	643	.089	.041	.317	-.011
210	644	-.106	.062	.085	-.501
210	645	.070	.047	.355	-.068
210	646	-.073	.047	.090	-.244
210	647	.116	.052	.330	-.042
210	648	-.094	.045	.055	-.274
210	649	-.086	.052	.069	-.301
210	650	.139	.050	.410	.017
210	651	.171	.076	.567	-.086
210	652	-.108	.063	.149	-.426
210	653	.217	.081	.595	-.137
210	701	-.078	.073	.183	-.541
210	702	-.242	.037	-.112	-.402
210	703	-.143	.065	.098	-.458
210	704	-.105	.059	.104	-.301
210	705	-.185	.068	.155	-.441
210	706	-.352	.078	-.089	-.745
210	707	-.379	.067	-.150	-.686
210	708	-.390	.071	-.137	-.705
210	709	-.405	.071	-.212	-.704
210	710	-.469	.102	-.166	-1.314
210	711	-.319	.084	-.018	-.601
210	712	-.352	.118	.089	-.861
210	713	-.379	.107	.017	-1.077
210	714	-.201	.037	-.021	-.350
210	715	-.220	.040	-.068	-.357
210	716	-.112	.043	.069	-.375
210	717	-.099	.059	.239	-.262
210	718	-.181	.038	-.054	-.302
210	719	-.124	.078	.142	-.535
210	720	-.022	.049	.197	-.166

WD	TAP	CPMEAN	CPRMS	CPMAX	CPMIN
210	721	-.039	.037	.133	-.155
210	722	-.121	.045	.073	-.288
210	723	.011	.061	.230	-.274
210	724	-.045	.042	.195	-.234
210	725	-.102	.034	.076	-.228
210	726	-.220	.057	-.017	-.470
210	727	-.188	.055	.036	-.440
210	728	-.313	.057	-.052	-.581
210	729	-.147	.046	.021	-.301
210	730	-.065	.061	.259	-.263
210	731	-.257	.112	.343	-.769
210	732	-.381	.102	-.073	-.879
220	1	-.669	.090	-.379	-1.040
220	2	-.648	.167	-.044	-1.460
220	3	-.310	.154	.210	-.977
220	4	-.663	.101	-.345	-1.025
220	5	-.301	.155	.359	-.954
220	6	-.723	.099	-.379	-1.105
220	7	-.431	.163	.166	-1.046
220	8	-.660	.148	-.051	-1.269
220	9	-.705	.108	-.364	-1.179
220	10	-.742	.110	-.365	-1.249
220	11	-.413	.136	.069	-1.007
220	12	-.255	.148	.312	-.714
220	13	-.654	.164	.005	-1.347
220	14	-.732	.122	-.355	-1.223
220	15	-.333	.118	.111	-.793
220	16	-.706	.112	-.319	-1.139
220	17	-.252	.154	.283	-.937
220	18	-.698	.115	-.364	-1.367
220	19	-.644	.178	.133	-1.354
220	20	-.280	.122	.139	-.891
220	101	-.425	.220	.194	-1.418
220	102	-.419	.235	.297	-1.727
220	103	-.494	.259	.320	-2.003
220	104	-.573	.197	.078	-1.442
220	105	-.695	.191	.112	-1.570
220	106	-.685	.145	-.224	-1.878
220	107	-.626	.102	-.245	-1.187
220	108	-.582	.076	-.316	-1.022
220	109	-.617	.090	-.301	-1.076
220	110	-.428	.197	.117	-1.367
220	111	-.417	.183	.283	-1.371
220	112	-.436	.150	.080	-.992
220	113	-.569	.182	.127	-1.316
220	114	-.636	.168	.041	-1.400
220	115	-.646	.140	-.153	-1.565
220	116	-.581	.096	-.246	-1.237
220	117	-.592	.103	-.277	-1.134
220	118	-.579	.107	-.266	-1.153

APPENDIX A -- PRESSURE DATA: CONFIGURATION A ; REPUBLIC PLAZA, DENVER

WD	TAP	CPMEAN	CPRMS	CPMAX	CPMIN
220	119	-.480	.225	.150	-1.616
220	120	-.446	.166	.097	-1.239
220	121	-.499	.174	.205	-1.287
220	122	-.571	.174	.079	-1.338
220	123	-.623	.167	-.123	-1.468
220	124	-.599	.120	-.286	-1.339
220	125	-.611	.121	-.264	-1.498
220	126	-.572	.111	-.257	-1.440
220	127	-.583	.110	-.260	-1.146
220	128	-.366	.152	-.022	-1.292
220	129	-.398	.170	.047	-1.487
220	130	-.449	.193	.154	-1.140
220	131	-.529	.209	.064	-1.666
220	132	-.625	.175	-.072	-1.491
220	133	-.726	.198	-.101	-1.705
220	134	-.697	.173	-.281	-1.674
220	135	-.687	.150	-.290	-1.734
220	136	-.656	.123	-.309	-1.402
220	137	-.296	.064	-.097	-.830
220	138	-.265	.078	-.015	-.804
220	139	-.293	.119	.088	-1.049
220	140	-.325	.157	.071	-1.102
220	141	-.502	.257	.185	-1.394
220	142	-.700	.292	.150	-1.907
220	143	-.818	.283	.234	-2.330
220	144	-.740	.195	-.275	-2.036
220	145	-.776	.222	-.252	-1.958
220	146	-.319	.047	-.153	-.526
220	147	-.315	.051	-.061	-.619
220	148	-.291	.060	.095	-.612
220	149	-.222	.099	.352	-.812
220	150	-.138	.167	.357	-1.140
220	151	-.296	.347	.477	-1.934
220	152	-.674	.335	.150	-2.064
220	153	-.734	.274	.001	-2.358
220	154	-.677	.249	.001	-2.385
220	155	-.329	.047	-.174	-.540
220	156	-.312	.041	-.094	-.468
220	157	-.336	.057	.059	-.561
220	158	-.210	.071	.243	-.559
220	159	-.054	.120	.494	-.634
220	160	-.085	.209	.473	-1.125
220	161	-.393	.344	.483	-2.178
220	162	-.447	.241	.268	-1.645
220	163	-.417	.209	.098	-1.612
220	164	-.287	.051	-.115	-.571
220	165	-.316	.051	-.130	-.557
220	166	-.255	.044	-.084	-.431
220	167	-.205	.048	.203	-.443
220	168	-.073	.059	.335	-.414
220	169	-.003	.123	.492	-.641
220	170	-.122	.224	.351	-1.407
220	171	-.270	.251	.372	-1.858
220	172	-.261	.208	.331	-1.499
220	173	-.134	.062	.079	-.384
220	174	-.149	.058	.093	-.361
220	175	-.133	.053	.138	-.318
220	176	-.050	.066	.324	-.181
220	177	.018	.085	.458	-.337
220	178	.093	.089	.533	-.525
220	179	.025	.181	.489	-1.261
220	180	-.019	.168	.449	-.931
220	181	-.008	.148	.444	-.748
220	201	.064	.116	.471	-.338
220	202	.194	.109	.559	-.182
220	203	.242	.129	.671	-.189
220	204	.263	.134	.674	-.131
220	205	.272	.137	.731	-.271
220	206	.258	.117	.713	-.222
220	207	.136	.122	.671	-.324
220	208	.133	.118	.533	-.282
220	209	.352	.139	.846	-.144
220	210	.536	.142	.978	.055
220	211	.584	.167	1.066	-.035
220	212	.561	.169	1.061	-.088
220	213	.415	.150	.858	-.144
220	214	.191	.109	.584	-.214
220	215	.112	.116	.546	-.287
220	216	.328	.141	.807	-.139
220	217	.540	.163	.972	.047
220	218	.608	.151	.998	.167
220	219	.583	.165	1.031	.081
220	220	.376	.146	.850	-.199
220	221	.137	.125	.565	-.316
220	222	.027	.109	.442	-.376
220	223	.273	.142	.786	-.169
220	224	.491	.165	1.016	.010
220	225	.564	.165	1.148	.024
220	226	.532	.141	1.030	.038
220	227	.340	.141	.806	-.189
220	228	.095	.128	.523	-.413
220	229	.005	.123	.503	-.445
220	230	.243	.119	.676	-.144
220	231	.467	.156	.975	.034
220	232	.515	.164	1.028	.090
220	233	.452	.152	.955	-.063
220	234	.263	.118	.686	-.137
220	235	.066	.127	.588	-.402
220	236	.022	.127	.548	-.521
220	237	.211	.134	.712	-.259
220	238	.386	.133	.826	.003
220	239	.430	.153	.980	.019
220	240	.385	.152	.963	-.091
220	241	.185	.129	.669	-.139
220	242	.005	.109	.481	-.391
220	243	.073	.124	.615	-.360
220	244	.179	.125	.804	-.217
220	245	.274	.130	.821	-.130
220	246	.291	.114	.778	-.077
220	247	.265	.125	.821	-.182
220	248	.121	.119	.643	-.370
220	249	-.029	.122	.607	-.425
220	250	.073	.087	.427	-.292
220	251	.147	.089	.580	-.106
220	252	.178	.089	.581	-.043
220	253	.176	.082	.620	-.075
220	254	.164	.078	.546	-.040
220	255	.085	.104	.600	-.223
220	256	-.043	.124	.528	-.571
220	257	.083	.081	.379	-.256
220	258	.129	.061	.372	-.072
220	259	.192	.071	.527	-.000
220	260	.184	.072	.520	.020
220	261	.160	.075	.481	-.055
220	262	.082	.057	.349	-.077
220	263	-.002	.073	.375	-.321
220	264	.170	.064	.435	.023
220	265	.176	.063	.431	.028
220	266	.176	.065	.450	.013
220	267	.179	.066	.466	.012
220	268	.170	.068	.505	-.006
220	269	.106	.081	.415	-.187
220	270	.161	.083	.464	-.102
220	271	.154	.078	.470	-.179
220	272	.228	.097	.677	-.014
220	273	.214	.084	.668	.004
220	274	.208	.090	.654	.027
220	275	.220	.095	.679	.028
220	276	.128	.069	.506	-.086
220	277	.166	.071	.550	.002
220	278	.160	.060	.489	.023
220	301	-.722	.128	-.343	-1.777
220	302	-.723	.128	-.352	-1.460
220	303	-.752	.137	-.312	-1.346
220	304	-.744	.159	-.202	-1.432
220	305	-.578	.212	.032	-1.660
220	306	-.395	.187	.128	-1.259
220	307	-.286	.162	.171	-1.206
220	308	-.293	.117	.146	-1.342
220	309	-.324	.114	.065	-1.329

APPENDIX A -- PRESSURE DATA: CONFIGURATION A ; REPUBLIC PLAZA, DENVER

WD	TAP	CPMEAN	CPRMS	CPMAX	CPMIN
220	310	-.732	.131	-.307	-1.307
220	311	-.732	.128	-.323	-1.263
220	312	-.778	.129	-.358	-1.395
220	313	-.753	.183	.060	-1.514
220	314	-.600	.229	.155	-1.352
220	315	-.431	.216	.286	-1.152
220	316	-.329	.153	.127	-.933
220	317	-.296	.123	.478	-.843
220	318	-.303	.109	.451	-.991
220	319	-.683	.139	-.256	-1.381
220	320	-.709	.129	-.307	-1.372
220	321	-.728	.162	-.106	-1.905
220	322	-.717	.209	.097	-1.996
220	323	-.608	.242	.236	-1.513
220	324	-.474	.214	.076	-1.130
220	325	-.357	.197	.421	-1.139
220	326	-.321	.159	.167	-1.163
220	327	-.326	.168	.148	-1.326
220	328	-.736	.158	-.260	-1.481
220	329	-.740	.179	-.207	-1.606
220	330	-.755	.208	.018	-1.931
220	331	-.718	.235	.162	-1.880
220	332	-.599	.245	.046	-1.683
220	333	-.449	.256	.302	-1.400
220	334	-.345	.200	.181	-1.364
220	335	-.302	.148	.210	-1.711
220	336	-.327	.126	.039	-1.708
220	337	-.735	.213	-.079	-1.855
220	338	-.738	.222	-.070	-2.055
220	339	-.768	.254	.000	-1.921
220	340	-.667	.278	.057	-1.908
220	341	-.465	.285	.200	-1.473
220	342	-.329	.226	.186	-1.429
220	343	-.291	.175	.317	-1.226
220	344	-.297	.113	.167	-1.175
220	345	-.303	.118	.079	-1.511
220	346	-.705	.230	-.077	-2.046
220	347	-.718	.237	-.159	-1.938
220	348	-.730	.253	.053	-1.780
220	349	-.538	.289	.193	-1.656
220	350	-.343	.235	.179	-1.422
220	351	-.249	.185	.250	-1.256
220	352	-.243	.113	.053	-1.001
220	353	-.271	.088	.060	-.845
220	354	-.284	.076	-.010	-.874
220	355	-.614	.232	-.048	-2.072
220	356	-.646	.225	-.072	-2.135
220	357	-.609	.297	.245	-2.180
220	358	-.398	.277	.317	-1.673
220	359	-.265	.200	.263	-1.106
220	360	-.208	.116	.183	-.912
220	361	-.203	.087	.179	-.928
220	362	-.244	.064	.104	-.769
220	363	-.273	.052	-.035	-.587
220	364	-.528	.203	-.091	-1.861
220	365	-.539	.245	.044	-2.066
220	366	-.424	.289	.269	-1.993
220	367	-.203	.158	.296	-1.032
220	368	-.140	.075	.183	-.549
220	369	-.171	.052	.044	-.445
220	370	-.202	.034	-.025	-.404
220	371	-.248	.037	-.111	-.451
220	372	-.298	.040	-.169	-.476
220	373	-.033	.048	.188	-.222
220	374	-.142	.061	.089	-.383
220	375	-.151	.065	.097	-.493
220	376	-.131	.055	.123	-.373
220	377	-.132	.045	.055	-.299
220	378	-.085	.053	.118	-.348
220	379	-.029	.059	.284	-.212
220	401	-.347	.098	-.003	-.861
220	402	-.347	.082	-.063	-.796
220	403	-.357	.095	-.080	-.994
220	404	-.352	.091	.031	-.759
220	405	-.365	.106	-.039	-.937
220	406	-.391	.107	-.131	-1.088
220	407	-.411	.139	-.057	-1.048
220	408	-.345	.095	.008	-.968
220	409	-.341	.089	-.019	-.702
220	410	-.345	.073	-.138	-.694
220	411	-.352	.079	-.145	-.712
220	412	-.355	.088	-.105	-.782
220	413	-.375	.105	-.084	-.973
220	414	-.393	.101	-.097	-1.115
220	415	-.338	.100	.004	-.858
220	416	-.326	.093	-.003	-.829
220	417	-.320	.073	-.104	-.744
220	418	-.314	.047	-.158	-.538
220	419	-.324	.060	-.156	-.687
220	420	-.341	.083	-.087	-.900
220	421	-.366	.103	-.001	-1.013
220	422	-.327	.073	-.119	-.900
220	423	-.326	.077	-.089	-1.005
220	424	-.312	.059	-.132	-.698
220	425	-.313	.051	-.144	-.628
220	426	-.321	.052	-.151	-.552
220	427	-.337	.082	-.095	-.856
220	428	-.341	.098	-.110	-1.059
220	429	-.328	.070	-.106	-.809
220	430	-.330	.056	-.165	-.697
220	431	-.328	.055	-.174	-.671
220	432	-.319	.047	-.173	-.611
220	433	-.320	.050	-.158	-.568
220	434	-.326	.048	-.178	-.570
220	435	-.327	.056	-.154	-.639
220	436	-.332	.055	-.164	-.745
220	437	-.335	.050	-.187	-.579
220	438	-.338	.040	-.217	-.529
220	439	-.339	.043	-.206	-.506
220	440	-.331	.045	-.198	-.521
220	441	-.330	.044	-.225	-.550
220	442	-.330	.039	-.233	-.529
220	443	-.339	.047	-.174	-.583
220	444	-.336	.046	-.182	-.550
220	445	-.342	.046	-.164	-.576
220	446	-.348	.041	-.235	-.574
220	447	-.353	.052	-.190	-.770
220	448	-.337	.052	-.171	-.657
220	449	-.335	.051	-.146	-.657
220	450	-.351	.042	-.228	-.543
220	451	-.363	.049	-.217	-.599
220	452	-.382	.054	-.221	-.632
220	453	-.363	.050	-.200	-.572
220	454	-.368	.062	-.142	-.685
220	455	-.371	.095	-.132	-.946
220	456	-.359	.098	-.110	-.918
220	457	-.399	.097	-.122	-1.004
220	458	-.413	.071	-.144	-.728
220	459	-.377	.139	.072	-.879
220	460	-.188	.086	.163	-.561
220	461	-.217	.085	.048	-.538
220	462	-.195	.077	.010	-.721
220	463	-.174	.085	.090	-.624
220	464	-.170	.067	.117	-.436
220	465	-.111	.054	.161	-.288
220	466	-.123	.058	.107	-.336
220	467	-.102	.057	.182	-.303
220	468	-.108	.063	.211	-.339
220	469	-.318	.096	.055	-.882
220	470	-.301	.100	.072	-.708
220	471	-.305	.122	.061	-.908
220	472	-.183	.059	.076	-.400
220	473	-.174	.064	.088	-.435
220	474	-.116	.053	.169	-.294
220	475	-.093	.048	.199	-.284
220	476	-.153	.095	.161	-.753
220	477	-.155	.089	.129	-.760
220	478	-.146	.072	.066	-.531
220	601	.071	.065	.333	-.303
220	602	.077	.074	.368	-.394

APPENDIX A -- PRESSURE DATA: CONFIGURATION A ; REPUBLIC PLAZA, DENVER

WD	TAP	CPMEAN	CPRMS	CPMAX	CPMIN
220	603	-.090	.115	.343	-.596
220	604	.035	.054	.275	-.142
220	605	-.153	.079	.081	-.593
220	606	-.124	.097	.216	-.500
220	607	.012	.033	.157	-.109
220	608	-.007	.034	.149	-.128
220	609	-.021	.041	.163	-.173
220	610	.042	.039	.188	-.108
220	611	.051	.035	.199	-.074
220	612	-.021	.058	.190	-.343
220	613	.019	.042	.254	-.149
220	614	-.033	.067	.277	-.294
220	615	.149	.093	.527	-.137
220	616	.020	.056	.372	-.315
220	617	.133	.068	.453	-.039
220	618	.068	.063	.337	-.346
220	619	.086	.052	.327	-.295
220	620	.047	.052	.407	-.154
220	621	.177	.075	.564	.024
220	622	.239	.102	.625	.010
220	623	.193	.080	.541	-.030
220	624	.102	.049	.282	-.031
220	625	.060	.111	.427	-.677
220	626	.027	.085	.374	-.363
220	627	.075	.049	.392	-.107
220	628	.046	.055	.424	-.175
220	629	.037	.046	.259	-.132
220	630	.009	.045	.247	-.186
220	631	.070	.048	.401	-.114
220	632	.042	.059	.343	-.345
220	633	.050	.044	.319	-.089
220	634	.046	.041	.251	-.096
220	635	.062	.037	.245	-.053
220	636	-.017	.049	.194	-.239
220	637	-.010	.039	.204	-.219
220	638	-.097	.044	.025	-.309
220	639	.042	.079	.303	-.172
220	640	.012	.040	.246	-.106
220	641	-.104	.063	.235	-.325
220	642	-.156	.081	.034	-.588
220	643	.101	.046	.313	-.034
220	644	-.137	.071	.050	-.580
220	645	.074	.050	.338	-.063
220	646	-.102	.052	.057	-.330
220	647	.111	.054	.402	-.073
220	648	-.149	.062	.012	-.482
220	649	-.118	.055	.063	-.397
220	650	.146	.050	.422	.014
220	651	.176	.077	.586	-.071
220	652	-.138	.060	.089	-.433

WD	TAP	CPMEAN	CPRMS	CPMAX	CPMIN
220	653	.205	.081	.750	-.087
220	701	-.095	.071	.178	-.445
220	702	-.223	.033	-.114	-.360
220	703	-.147	.056	.069	-.479
220	704	-.126	.058	.077	-.382
220	705	-.197	.053	.024	-.402
220	706	-.308	.061	-.033	-.538
220	707	-.332	.055	-.177	-.603
220	708	-.338	.056	-.135	-.652
220	709	-.337	.055	-.121	-.562
220	710	-.396	.075	-.122	-.899
220	711	-.280	.058	-.038	-.506
220	712	-.299	.075	.006	-.651
220	713	-.305	.073	-.060	-.650
220	714	-.199	.034	-.002	-.331
220	715	-.226	.038	-.102	-.431
220	716	-.110	.039	.025	-.382
220	717	-.131	.053	.125	-.299
220	718	-.190	.036	-.060	-.390
220	719	-.115	.072	.182	-.491
220	720	-.024	.046	.214	-.214
220	721	-.050	.034	.129	-.193
220	722	-.133	.040	.076	-.282
220	723	.005	.053	.207	-.412
220	724	-.056	.038	.125	-.184
220	725	-.112	.032	.030	-.236
220	726	-.229	.052	-.055	-.458
220	727	-.203	.050	-.002	-.445
220	728	-.286	.047	-.102	-.461
220	729	-.156	.043	.001	-.328
220	730	-.080	.054	.212	-.248
220	731	-.248	.095	.110	-.678
220	732	-.341	.079	-.077	-.649
230	1	-.741	.101	-.403	-1.196
230	2	-.664	.173	.141	-1.346
230	3	-.334	.148	.165	-.982
230	4	-.711	.106	-.378	-1.189
230	5	-.285	.163	.301	-.906
230	6	-.745	.105	-.370	-1.178
230	7	-.372	.140	.060	-.988
230	8	-.665	.149	-.145	-1.205
230	9	-.726	.107	-.345	-1.078
230	10	-.755	.105	-.401	-1.147
230	11	-.457	.129	.073	-1.003
230	12	-.261	.148	.243	-.745
230	13	-.676	.137	-.145	-1.143
230	14	-.712	.107	-.313	-1.201
230	15	-.448	.142	.088	-1.047
230	16	-.660	.100	-.322	-1.196
230	17	-.312	.148	.269	-.845

WD	TAP	CPMEAN	CPRMS	CPMAX	CPMIN
230	18	-.658	.102	-.270	-1.128
230	19	-.650	.148	.110	-1.331
230	20	-.329	.133	.238	-.856
230	101	-.285	.114	.078	-.875
230	102	-.283	.124	.161	-.994
230	103	-.287	.137	.163	-1.016
230	104	-.368	.146	.056	-1.043
230	105	-.528	.200	.097	-1.254
230	106	-.686	.172	-.048	-1.530
230	107	-.725	.132	-.270	-1.233
230	108	-.706	.099	-.379	-1.251
230	109	-.698	.112	-.305	-1.494
230	110	-.303	.106	.181	-1.121
230	111	-.293	.123	.142	-.937
230	112	-.304	.137	.147	-.863
230	113	-.386	.206	.243	-1.078
230	114	-.555	.226	.168	-1.286
230	115	-.692	.191	-.005	-1.331
230	116	-.720	.126	-.141	-1.291
230	117	-.688	.123	-.268	-1.178
230	118	-.688	.128	-.255	-1.174
230	119	-.308	.114	.049	-1.167
230	120	-.296	.107	.081	-.882
230	121	-.308	.168	.141	-1.134
230	122	-.388	.226	.170	-1.365
230	123	-.534	.254	.278	-1.403
230	124	-.687	.194	-.003	-1.351
230	125	-.724	.177	-.044	-1.724
230	126	-.696	.150	-.268	-1.473
230	127	-.696	.145	-.251	-1.290
230	128	-.303	.062	-.109	-.606
230	129	-.275	.088	.015	-.760
230	130	-.266	.127	.047	-1.110
230	131	-.276	.176	.208	-1.222
230	132	-.399	.224	.052	-1.365
230	133	-.612	.302	.067	-1.822
230	134	-.767	.267	.207	-1.909
230	135	-.774	.208	-.172	-1.824
230	136	-.763	.172	-.237	-1.455
230	137	-.290	.056	-.125	-.606
230	138	-.257	.056	-.070	-.574
230	139	-.242	.062	.159	-.597
230	140	-.212	.075	.060	-.725
230	141	-.222	.176	.243	-1.167
230	142	-.394	.323	.308	-1.750
230	143	-.768	.352	.131	-2.446
230	144	-.766	.235	-.099	-2.087
230	145	-.757	.259	-.103	-2.203
230	146	-.329	.059	-.173	-.640
230	147	-.320	.054	-.130	-.534

APPENDIX A -- PRESSURE DATA: CONFIGURATION A : REPUBLIC PLAZA, DENVER

WD	TAP	CPMEAN	CPRMS	CPMAX	CPMIN
230	148	-.319	.053	-.054	-.542
230	149	-.221	.070	.193	-.514
230	150	-.094	.102	.311	-.767
230	151	-.131	.237	.488	-1.535
230	152	-.479	.324	.202	-1.872
230	153	-.605	.266	.285	-2.155
230	154	-.576	.241	.110	-2.377
230	155	-.334	.061	-.117	-.568
230	156	-.338	.052	-.158	-.538
230	157	-.327	.062	-.077	-.571
230	158	-.218	.060	.143	-.527
230	159	-.060	.072	.359	-.440
230	160	-.017	.136	.353	-.979
230	161	-.161	.258	.396	-1.457
230	162	-.311	.221	.399	-1.632
230	163	-.331	.191	.242	-1.490
230	164	-.307	.063	-.112	-.650
230	165	-.297	.059	-.090	-.573
230	166	-.240	.047	-.030	-.483
230	167	-.198	.048	.138	-.349
230	168	-.061	.059	.369	-.754
230	169	.009	.101	.409	-.704
230	170	-.054	.179	.416	-1.569
230	171	-.182	.224	.389	-2.135
230	172	-.188	.189	.322	-1.692
230	173	-.127	.071	.141	-.500
230	174	-.141	.063	.059	-.455
230	175	-.125	.049	.109	-.296
230	176	-.078	.049	.327	-.216
230	177	.001	.061	.374	-.215
230	178	.076	.078	.451	-.290
230	179	.070	.130	.573	-.780
230	180	.035	.147	.530	-1.120
230	181	.037	.131	.529	-.702
230	201	.155	.128	.703	-.364
230	202	.272	.116	.707	-.225
230	203	.268	.131	.704	-.405
230	204	.265	.133	.718	-.383
230	205	.231	.123	.664	-.243
230	206	.178	.102	.504	-.220
230	207	.049	.104	.458	-.410
230	208	.230	.125	.680	-.253
230	209	.446	.147	1.069	-.030
230	210	.586	.138	1.130	.074
230	211	.588	.155	1.121	.019
230	212	.521	.151	1.003	-.005
230	213	.312	.132	.790	-.154
230	214	.102	.092	.406	-.220
230	215	.194	.126	.672	-.283
230	216	.410	.149	.913	-.093

WD	TAP	CPMEAN	CPRMS	CPMAX	CPMIN
230	217	.567	.171	1.056	.081
230	218	.582	.151	1.048	.173
230	219	.509	.160	1.130	.070
230	220	.279	.135	.785	-.113
230	221	.078	.112	.479	-.262
230	222	.123	.118	.663	-.225
230	223	.359	.151	.918	-.066
230	224	.533	.168	1.108	.067
230	225	.550	.169	1.130	.049
230	226	.475	.143	1.001	.037
230	227	.256	.137	.794	-.195
230	228	.030	.119	.447	-.396
230	229	.105	.142	.666	-.403
230	230	.326	.130	.791	-.005
230	231	.494	.160	.987	.107
230	232	.499	.161	.983	.065
230	233	.426	.151	.903	-.052
230	234	.208	.113	.584	-.183
230	235	.014	.113	.412	-.400
230	236	.144	.145	.770	-.328
230	237	.286	.135	.787	-.080
230	238	.404	.130	.851	.079
230	239	.409	.146	.984	.075
230	240	.332	.142	.890	.010
230	241	.129	.124	.634	-.329
230	242	-.060	.101	.336	-.546
230	243	.147	.122	.748	-.220
230	244	.233	.127	.805	-.110
230	245	.282	.130	.797	-.114
230	246	.276	.108	.744	-.042
230	247	.226	.113	.716	-.125
230	248	.048	.107	.570	-.311
230	249	-.125	.111	.333	-.544
230	250	.131	.093	.529	-.133
230	251	.187	.099	.706	-.129
230	252	.195	.097	.635	-.073
230	253	.165	.087	.496	-.030
230	254	.128	.075	.438	-.052
230	255	.004	.094	.446	-.346
230	256	-.163	.118	.452	-.641
230	257	.118	.082	.469	-.117
230	258	.151	.066	.428	-.022
230	259	.200	.078	.504	.024
230	260	.190	.081	.510	-.000
230	261	.175	.080	.639	-.020
230	262	.070	.058	.371	-.109
230	263	-.050	.078	.358	-.412
230	264	.174	.071	.515	.013
230	265	.183	.070	.481	.023
230	266	.183	.072	.483	.013

WD	TAP	CPMEAN	CPRMS	CPMAX	CPMIN
230	267	.187	.073	.493	.017
230	268	.177	.073	.505	-.016
230	269	.149	.085	.431	-.215
230	270	.184	.077	.473	-.014
230	271	.178	.072	.488	-.028
230	272	.237	.097	.598	-.012
230	273	.226	.086	.594	.012
230	274	.201	.089	.671	.003
230	275	.222	.095	.618	.023
230	276	.111	.069	.412	-.080
230	277	.149	.078	.451	-.015
230	278	.148	.069	.425	-.007
230	301	-.607	.085	-.326	-1.070
230	302	-.612	.086	-.322	-1.047
230	303	-.628	.100	-.266	-1.134
230	304	-.684	.125	-.201	-1.506
230	305	-.665	.180	-.001	-1.661
230	306	-.595	.205	.210	-1.675
230	307	-.525	.258	.178	-2.154
230	308	-.511	.241	.074	-2.038
230	309	-.489	.256	.120	-1.805
230	310	-.603	.100	-.301	-1.200
230	311	-.588	.092	-.317	-1.064
230	312	-.622	.088	-.349	-1.073
230	313	-.644	.119	-.264	-1.191
230	314	-.651	.146	-.080	-1.320
230	315	-.575	.156	-.018	-1.346
230	316	-.507	.150	.116	-1.110
230	317	-.471	.192	.120	-1.317
230	318	-.478	.212	.011	-1.488
230	319	-.523	.099	-.206	-1.002
230	320	-.547	.090	-.247	-.989
230	321	-.554	.109	-.191	-1.433
230	322	-.582	.133	-.162	-1.409
230	323	-.618	.162	-.132	-1.390
230	324	-.601	.152	.013	-1.287
230	325	-.535	.173	.120	-1.357
230	326	-.543	.222	.090	-1.553
230	327	-.577	.256	.060	-1.800
230	328	-.581	.108	-.289	-1.057
230	329	-.573	.118	-.196	-1.059
230	330	-.586	.127	-.123	-1.220
230	331	-.613	.162	-.178	-1.476
230	332	-.630	.160	-.070	-1.422
230	333	-.568	.182	.127	-1.554
230	334	-.497	.182	.174	-1.236
230	335	-.505	.223	.181	-1.856
230	336	-.538	.230	-.008	-1.783
230	337	-.627	.140	-.295	-1.307
230	338	-.625	.143	-.284	-1.375

APPENDIX A -- PRESSURE DATA: CONFIGURATION A ; REPUBLIC PLAZA, DENVER

WD	TAP	CPMEAN	CPRMS	CPMAX	CPMIN
230	339	-.642	.160	-.210	-1.585
230	340	-.675	.161	-.198	-1.613
230	341	-.636	.187	.113	-1.523
230	342	-.566	.184	.054	-1.479
230	343	-.488	.184	.090	-1.233
230	344	-.465	.170	-.001	-1.250
230	345	-.456	.199	.032	-1.744
230	346	-.655	.158	-.272	-1.608
230	347	-.690	.189	-.264	-2.746
230	348	-.736	.197	-.229	-2.131
230	349	-.702	.224	.146	-1.952
230	350	-.606	.220	.301	-1.584
230	351	-.508	.218	.116	-1.423
230	352	-.444	.176	.016	-1.110
230	353	-.400	.164	.063	-1.092
230	354	-.399	.159	-.032	-1.510
230	355	-.690	.200	-.129	-1.969
230	356	-.727	.194	-.240	-2.134
230	357	-.733	.257	.030	-2.301
230	358	-.630	.277	.297	-1.970
230	359	-.405	.231	.211	-1.393
230	360	-.301	.154	.083	-1.136
230	361	-.248	.118	.212	-1.189
230	362	-.269	.082	.057	-.951
230	363	-.309	.086	-.023	-.900
230	364	-.759	.235	-.222	-2.069
230	365	-.781	.283	.022	-2.372
230	366	-.727	.338	.205	-2.244
230	367	-.270	.200	.331	-1.126
230	368	-.195	.101	.127	-.701
230	369	-.216	.070	.059	-.719
230	370	-.235	.047	-.072	-.544
230	371	-.264	.047	-.108	-.493
230	372	-.304	.049	-.088	-.586
230	373	-.071	.052	.097	-.318
230	374	-.201	.071	-.008	-.529
230	375	-.195	.069	.042	-.556
230	376	-.180	.057	.001	-.493
230	377	-.197	.048	-.017	-.405
230	378	-.113	.056	.122	-.353
230	379	-.026	.071	.463	-.252
230	401	-.421	.142	-.008	-1.135
230	402	-.404	.106	-.083	-.876
230	403	-.382	.102	-.084	-.801
230	404	-.360	.091	-.038	-.993
230	405	-.353	.096	.024	-.860
230	406	-.357	.086	-.097	-.816
230	407	-.359	.101	-.026	-.868
230	408	-.410	.123	-.068	-.956
230	409	-.400	.109	-.131	-1.103

WD	TAP	CPMEAN	CPRMS	CPMAX	CPMIN
230	410	-.383	.081	-.146	-.730
230	411	-.373	.086	-.134	-.815
230	412	-.364	.091	-.096	-.893
230	413	-.368	.096	-.060	-.844
230	414	-.371	.085	-.095	-.739
230	415	-.420	.108	-.104	-1.046
230	416	-.379	.085	-.122	-.744
230	417	-.338	.065	-.159	-.633
230	418	-.337	.058	-.192	-.660
230	419	-.345	.076	-.153	-.824
230	420	-.338	.084	-.096	-.735
230	421	-.356	.092	-.047	-1.046
230	422	-.418	.106	-.127	-1.047
230	423	-.390	.098	-.107	-.917
230	424	-.350	.068	-.147	-.647
230	425	-.348	.062	-.182	-.601
230	426	-.351	.059	-.190	-.579
230	427	-.354	.071	-.086	-.725
230	428	-.347	.073	-.061	-.853
230	429	-.407	.121	-.099	-1.007
230	430	-.391	.087	-.143	-.832
230	431	-.370	.072	-.178	-.624
230	432	-.350	.061	-.184	-.563
230	433	-.352	.063	-.177	-.594
230	434	-.354	.057	-.173	-.556
230	435	-.356	.064	-.144	-.594
230	436	-.399	.104	-.110	-.881
230	437	-.377	.086	-.143	-1.041
230	438	-.372	.062	-.210	-.677
230	439	-.367	.061	-.206	-.644
230	440	-.355	.060	-.208	-.630
230	441	-.352	.062	-.170	-.633
230	442	-.351	.055	-.194	-.602
230	443	-.358	.068	-.158	-.674
230	444	-.354	.067	-.166	-.644
230	445	-.360	.060	-.170	-.640
230	446	-.362	.051	-.180	-.547
230	447	-.368	.061	-.146	-.674
230	448	-.348	.060	-.142	-.614
230	449	-.351	.068	-.150	-.684
230	450	-.355	.057	-.183	-.663
230	451	-.369	.065	-.160	-.730
230	452	-.389	.070	-.094	-.830
230	453	-.360	.064	-.150	-.771
230	454	-.377	.078	-.157	-.781
230	455	-.381	.118	-.042	-1.055
230	456	-.365	.119	-.003	-1.214
230	457	-.342	.083	-.021	-.890
230	458	-.369	.078	-.039	-.679
230	459	-.305	.132	.119	-.935

WD	TAP	CPMEAN	CPRMS	CPMAX	CPMIN
230	460	-.163	.089	.204	-.851
230	461	-.203	.100	.187	-.663
230	462	-.183	.091	.045	-.758
230	463	-.161	.095	.112	-.635
230	464	-.140	.068	.111	-.383
230	465	-.107	.054	.142	-.305
230	466	-.105	.059	.173	-.364
230	467	-.090	.058	.177	-.328
230	468	-.100	.068	.303	-.387
230	469	-.315	.083	.009	-.824
230	470	-.312	.099	.042	-.728
230	471	-.307	.137	.070	-.903
230	472	-.148	.061	.125	-.410
230	473	-.133	.064	.216	-.401
230	474	-.105	.058	.171	-.289
230	475	-.104	.054	.121	-.319
230	476	-.172	.124	.146	-.958
230	477	-.159	.109	.121	-1.179
230	478	-.147	.087	.086	-.853
230	601	.077	.058	.370	-.282
230	602	.060	.082	.343	-.480
230	603	-.209	.117	.303	-.687
230	604	.025	.052	.266	-.175
230	605	-.224	.090	.029	-.669
230	606	-.178	.112	.174	-.776
230	607	-.017	.035	.205	-.223
230	608	-.020	.038	.149	-.204
230	609	-.047	.045	.182	-.277
230	610	.045	.046	.301	-.143
230	611	.040	.045	.279	-.134
230	612	-.028	.071	.283	-.369
230	613	.023	.053	.325	-.190
230	614	-.077	.079	.308	-.522
230	615	.162	.095	.577	-.240
230	616	.022	.062	.292	-.266
230	617	.132	.070	.495	-.015
230	618	.073	.068	.476	-.260
230	619	.089	.056	.337	-.213
230	620	.056	.063	.355	-.124
230	621	.184	.081	.714	-.037
230	622	.250	.106	.773	.011
230	623	.213	.086	.597	-.028
230	624	.110	.054	.360	-.021
230	625	.081	.108	.476	-.491
230	626	.019	.076	.382	-.438
230	627	.064	.041	.246	-.084
230	628	.041	.055	.345	-.148
230	629	.042	.051	.352	-.110
230	630	-.005	.057	.250	-.174
230	631	.055	.062	.311	-.233

APPENDIX A -- PRESSURE DATA: CONFIGURATION A ; REPUBLIC PLAZA, DENVER

WD	TAP	CPMEAN	CPRMS	CPMAX	CPMIN
230	632	.025	.077	.252	-.489
230	633	.054	.050	.357	-.102
230	634	.054	.044	.313	-.114
230	635	.048	.042	.241	-.067
230	636	-.064	.052	.144	-.328
230	637	-.039	.044	.133	-.204
230	638	-.156	.045	.018	-.356
230	639	-.035	.053	.255	-.295
230	640	-.005	.036	.204	-.160
230	641	-.170	.061	.114	-.450
230	642	-.269	.105	-.021	-.732
230	643	.090	.050	.347	-.028
230	644	-.216	.090	.050	-.860
230	645	.074	.051	.333	-.090
230	646	-.135	.060	.023	-.474
230	647	.113	.057	.449	-.079
230	648	-.231	.081	-.049	-.633
230	649	-.193	.069	.008	-.628
230	650	.162	.056	.429	.010
230	651	.170	.084	.527	-.086
230	652	-.199	.065	.017	-.472
230	653	.201	.088	.650	-.011
230	701	-.131	.080	.120	-.454
230	702	-.248	.040	-.059	-.476
230	703	-.170	.058	.020	-.518
230	704	-.153	.064	.097	-.444
230	705	-.224	.059	-.006	-.498
230	706	-.333	.060	-.136	-.594
230	707	-.343	.064	-.152	-.646
230	708	-.339	.057	-.179	-.588
230	709	-.315	.063	-.084	-.616
230	710	-.417	.080	-.159	-.890
230	711	-.290	.056	-.088	-.512
230	712	-.291	.071	-.090	-.671
230	713	-.283	.082	-.009	-.730
230	714	-.229	.037	-.075	-.361
230	715	-.277	.042	-.147	-.486
230	716	-.143	.052	.089	-.394
230	717	-.168	.048	.182	-.363
230	718	-.243	.039	-.113	-.423
230	719	-.155	.090	.125	-.642
230	720	-.036	.049	.155	-.224
230	721	-.064	.036	.115	-.161
230	722	-.153	.044	.084	-.299
230	723	-.008	.056	.227	-.243
230	724	-.068	.040	.141	-.198
230	725	-.126	.034	.019	-.287
230	726	-.252	.059	-.106	-.701
230	727	-.226	.053	-.038	-.510
230	728	-.290	.055	-.122	-.646
230	729	-.177	.045	-.013	-.371
230	730	-.099	.056	.268	-.309
230	731	-.277	.104	.139	-.779
230	732	-.314	.075	-.052	-.651
240	1	-.700	.111	-.413	-1.486
240	2	-.676	.151	.025	-1.553
240	3	-.388	.098	-.021	-.803
240	4	-.681	.107	-.349	-1.346
240	5	-.355	.124	.192	-.830
240	6	-.709	.102	-.363	-1.146
240	7	-.388	.113	-.017	-.802
240	8	-.533	.139	-.108	-1.214
240	9	-.712	.102	-.336	-1.155
240	10	-.728	.101	-.366	-1.146
240	11	-.380	.084	-.115	-.740
240	12	-.121	.159	.509	-.648
240	13	-.594	.130	-.137	-1.025
240	14	-.698	.103	-.315	-1.228
240	15	-.395	.111	-.001	-.796
240	16	-.675	.097	-.308	-1.056
240	17	-.234	.129	.310	-.673
240	18	-.672	.103	-.347	-1.196
240	19	-.599	.118	-.090	-1.267
240	20	-.234	.113	.130	-.723
240	101	-.280	.059	-.084	-.573
240	102	-.266	.061	-.059	-.579
240	103	-.263	.065	.004	-.642
240	104	-.271	.063	-.003	-.685
240	105	-.308	.101	.088	-.924
240	106	-.396	.157	-.011	-1.140
240	107	-.592	.184	-.065	-1.320
240	108	-.703	.112	-.270	-1.299
240	109	-.701	.126	-.302	-1.424
240	110	-.298	.051	-.126	-.537
240	111	-.244	.050	-.022	-.537
240	112	-.210	.047	.044	-.547
240	113	-.162	.076	.099	-.814
240	114	-.150	.133	.244	-.833
240	115	-.316	.257	.171	-1.376
240	116	-.609	.215	.123	-1.364
240	117	-.644	.148	.004	-1.334
240	118	-.632	.145	-.061	-1.412
240	119	-.333	.052	-.146	-.621
240	120	-.293	.046	-.145	-.571
240	121	-.229	.065	.006	-.637
240	122	-.161	.095	.151	-.756
240	123	-.160	.168	.235	-1.076
240	124	-.315	.241	.177	-1.164
240	125	-.565	.269	.277	-1.839
240	126	-.591	.176	.283	-1.636
240	127	-.582	.173	.040	-1.399
240	128	-.352	.043	-.197	-.523
240	129	-.300	.048	-.093	-.626
240	130	-.226	.053	.020	-.687
240	131	-.166	.073	.201	-.717
240	132	-.156	.116	.093	-.938
240	133	-.236	.250	.268	-1.318
240	134	-.461	.302	.270	-1.667
240	135	-.603	.208	.265	-1.988
240	136	-.599	.170	-.059	-1.819
240	137	-.355	.052	-.197	-.551
240	138	-.295	.046	-.141	-.499
240	139	-.253	.047	-.062	-.698
240	140	-.196	.048	.029	-.665
240	141	-.140	.097	.147	-.924
240	142	-.155	.207	.259	-1.390
240	143	-.386	.343	.374	-1.998
240	144	-.549	.220	.300	-1.555
240	145	-.544	.230	.343	-1.631
240	146	-.374	.063	-.165	-.596
240	147	-.345	.054	-.193	-.546
240	148	-.329	.047	-.175	-.513
240	149	-.237	.051	.081	-.499
240	150	-.098	.071	.288	-.590
240	151	-.041	.144	.387	-1.365
240	152	-.231	.279	.373	-1.546
240	153	-.416	.284	.484	-1.735
240	154	-.405	.239	.460	-1.445
240	155	-.340	.069	-.030	-.608
240	156	-.339	.054	-.145	-.536
240	157	-.321	.058	-.111	-.571
240	158	-.220	.052	.054	-.442
240	159	-.078	.066	.254	-.501
240	160	-.030	.111	.321	-.609
240	161	-.159	.243	.511	-1.263
240	162	-.269	.221	.425	-1.311
240	163	-.247	.207	.466	-1.138
240	164	-.300	.086	-.012	-.609
240	165	-.290	.074	-.018	-.538
240	166	-.223	.049	-.057	-.428
240	167	-.179	.041	.022	-.375
240	168	-.069	.047	.190	-.283
240	169	-.005	.084	.321	-.691
240	170	-.062	.143	.255	-.970
240	171	-.176	.185	.314	-1.082
240	172	-.177	.164	.318	-.992
240	173	-.119	.085	.164	-.393
240	174	-.130	.077	.167	-.365
240	175	-.117	.050	.097	-.298
240	176	-.082	.039	.104	-.228

APPENDIX A -- PRESSURE DATA: CONFIGURATION A ; REPUBLIC PLAZA, DENVER

WD	TAP	CPMEAN	CPRMS	CPMAX	CPMIN
240	177	-.018	.040	.152	-.132
240	178	.068	.054	.358	-.100
240	179	.085	.081	.329	-.390
240	180	.000	.112	.371	-.642
240	181	.005	.101	.380	-.549
240	201	.304	.149	.776	-.293
240	202	.365	.131	.747	-.107
240	203	.283	.137	.712	-.228
240	204	.233	.133	.709	-.244
240	205	.166	.119	.598	-.291
240	206	.085	.093	.448	-.211
240	207	-.042	.092	.301	-.368
240	208	.383	.152	.950	-.209
240	209	.541	.166	1.077	-.122
240	210	.587	.146	1.028	.085
240	211	.536	.155	1.004	.036
240	212	.426	.143	.877	-.010
240	213	.213	.117	.734	-.184
240	214	.014	.078	.396	-.256
240	215	.370	.155	.864	-.157
240	216	.532	.172	1.078	-.031
240	217	.628	.166	1.144	.148
240	218	.580	.140	1.024	.150
240	219	.458	.140	.923	-.003
240	220	.197	.109	.558	-.154
240	221	-.011	.086	.302	-.303
240	222	.313	.133	.765	-.099
240	223	.483	.156	.943	.014
240	224	.561	.159	1.066	.088
240	225	.548	.161	1.067	-.040
240	226	.427	.125	.787	-.070
240	227	.179	.108	.526	-.253
240	228	-.042	.089	.269	-.373
240	229	.259	.157	.903	-.298
240	230	.396	.140	.859	.013
240	231	.468	.160	1.087	-.017
240	232	.421	.155	1.076	-.066
240	233	.342	.137	.784	-.144
240	234	.104	.094	.441	-.184
240	235	-.077	.091	.289	-.360
240	236	.264	.159	.870	-.209
240	237	.342	.152	.925	-.050
240	238	.395	.137	.877	-.050
240	239	.368	.148	.913	.005
240	240	.261	.139	.817	-.151
240	241	.044	.116	.555	-.333
240	242	-.141	.090	.244	-.485
240	243	.185	.113	.671	-.172
240	244	.240	.119	.752	-.103
240	245	.288	.134	.863	.002

WD	TAP	CPMEAN	CPRMS	CPMAX	CPMIN
240	246	.268	.119	.814	-.012
240	247	.199	.128	.898	-.164
240	248	-.010	.121	.628	-.410
240	249	-.193	.116	.357	-.616
240	250	.124	.071	.560	-.112
240	251	.174	.082	.712	-.118
240	252	.184	.092	.701	-.058
240	253	.170	.099	.645	-.058
240	254	.124	.088	.583	-.070
240	255	-.041	.102	.455	-.446
240	256	-.242	.117	.286	-.989
240	257	.095	.062	.327	-.100
240	258	.133	.058	.356	-.015
240	259	.177	.076	.492	.007
240	260	.166	.079	.472	-.008
240	261	.140	.082	.481	-.063
240	262	.031	.060	.359	-.127
240	263	-.105	.075	.269	-.358
240	264	.145	.075	.440	-.025
240	265	.152	.074	.425	-.004
240	266	.152	.077	.444	-.033
240	267	.154	.077	.447	-.039
240	268	.152	.078	.492	-.023
240	269	.114	.074	.478	-.130
240	270	.147	.076	.492	-.042
240	271	.158	.070	.499	-.030
240	272	.205	.102	.708	-.007
240	273	.199	.088	.637	.004
240	274	.181	.085	.561	.008
240	275	.201	.092	.593	.020
240	276	.079	.070	.416	-.196
240	277	.123	.082	.456	-.043
240	278	.123	.070	.436	-.045
240	301	-.535	.073	-.309	-.941
240	302	-.542	.074	-.307	-.961
240	303	-.561	.078	-.308	-.935
240	304	-.593	.082	-.307	-1.163
240	305	-.575	.113	-.183	-1.409
240	306	-.556	.140	-.113	-1.605
240	307	-.554	.178	.069	-1.743
240	308	-.600	.195	-.023	-2.429
240	309	-.595	.239	.026	-1.799
240	310	-.502	.067	-.290	-.854
240	311	-.485	.062	-.266	-.817
240	312	-.509	.057	-.324	-.800
240	313	-.514	.069	-.319	-.820
240	314	-.528	.076	-.305	-1.020
240	315	-.526	.092	-.138	-1.140
240	316	-.543	.096	-.131	-1.017
240	317	-.580	.166	-.110	-1.648

WD	TAP	CPMEAN	CPRMS	CPMAX	CPMIN
240	318	-.585	.175	-.098	-1.753
240	319	-.469	.063	-.253	-.731
240	320	-.488	.057	-.294	-.714
240	321	-.486	.064	-.261	-.787
240	322	-.502	.070	-.241	-.849
240	323	-.517	.086	-.263	-1.073
240	324	-.540	.083	-.287	-1.230
240	325	-.550	.101	-.180	-1.157
240	326	-.589	.145	-.175	-1.472
240	327	-.593	.153	-.180	-1.763
240	328	-.522	.064	-.299	-.810
240	329	-.513	.071	-.268	-.832
240	330	-.521	.074	-.236	-.816
240	331	-.530	.086	-.263	-.977
240	332	-.562	.092	-.287	-1.131
240	333	-.550	.106	-.155	-1.351
240	334	-.552	.112	.025	-1.191
240	335	-.595	.149	-.076	-1.667
240	336	-.620	.142	-.183	-1.518
240	337	-.577	.084	-.273	-.948
240	338	-.572	.083	-.267	-.954
240	339	-.580	.089	-.290	-1.081
240	340	-.605	.088	-.316	-1.151
240	341	-.601	.107	-.276	-1.238
240	342	-.601	.119	-.172	-1.316
240	343	-.594	.125	-.155	-1.216
240	344	-.620	.143	-.235	-1.338
240	345	-.616	.172	-.213	-1.666
240	346	-.633	.106	-.310	-1.137
240	347	-.642	.111	-.354	-1.366
240	348	-.667	.109	-.378	-1.713
240	349	-.667	.130	-.314	-1.344
240	350	-.678	.140	-.026	-1.352
240	351	-.639	.145	-.157	-1.307
240	352	-.609	.141	-.112	-1.291
240	353	-.559	.156	-.014	-1.213
240	354	-.558	.168	-.057	-1.623
240	355	-.715	.143	-.322	-1.711
240	356	-.741	.135	-.390	-1.997
240	357	-.758	.172	-.321	-1.943
240	358	-.773	.186	.050	-1.669
240	359	-.681	.189	.037	-1.662
240	360	-.549	.184	.027	-1.128
240	361	-.429	.175	.094	-1.099
240	362	-.403	.133	.012	-.925
240	363	-.408	.118	.003	-1.191
240	364	-.913	.205	-.405	-2.177
240	365	-.950	.255	-.339	-2.638
240	366	-.900	.265	.303	-2.397
240	367	-.373	.216	.208	-1.205

APPENDIX A -- PRESSURE DATA: CONFIGURATION A ; REPUBLIC PLAZA, DENVER

WD	TAP	CPMEAN	CPRMS	CPMAX	CPMIN
240	368	-.303	.123	.015	-.976
240	369	-.306	.100	.014	-.792
240	370	-.293	.076	-.052	-.752
240	371	-.291	.085	.022	-.715
240	372	-.319	.094	.090	-.931
240	373	-.134	.051	.027	-.345
240	374	-.293	.075	-.005	-.725
240	375	-.232	.076	.041	-.613
240	376	-.232	.060	-.052	-.511
240	377	-.269	.055	-.097	-.560
240	378	-.130	.065	.174	-.436
240	379	-.017	.088	.519	-.318
240	401	-.465	.128	-.067	-1.144
240	402	-.430	.088	-.109	-.912
240	403	-.394	.080	-.131	-.827
240	404	-.375	.072	-.131	-.714
240	405	-.375	.068	-.130	-.651
240	406	-.374	.057	-.150	-.599
240	407	-.378	.067	-.124	-.646
240	408	-.456	.097	-.120	-.898
240	409	-.423	.084	-.180	-.868
240	410	-.392	.059	-.208	-.661
240	411	-.388	.061	-.188	-.681
240	412	-.377	.060	-.184	-.698
240	413	-.376	.061	-.159	-.596
240	414	-.376	.054	-.189	-.576
240	415	-.466	.081	-.192	-.786
240	416	-.426	.069	-.191	-.666
240	417	-.412	.061	-.187	-.612
240	418	-.403	.052	-.221	-.571
240	419	-.407	.057	-.188	-.619
240	420	-.394	.057	-.180	-.600
240	421	-.401	.058	-.230	-.669
240	422	-.492	.083	-.231	-.825
240	423	-.468	.081	-.195	-.806
240	424	-.426	.064	-.175	-.673
240	425	-.418	.057	-.205	-.651
240	426	-.413	.050	-.210	-.649
240	427	-.417	.056	-.181	-.676
240	428	-.404	.056	-.164	-.659
240	429	-.516	.106	-.182	-1.142
240	430	-.487	.081	-.235	-.883
240	431	-.459	.077	-.233	-.806
240	432	-.428	.068	-.209	-.698
240	433	-.426	.069	-.207	-.845
240	434	-.419	.060	-.263	-.652
240	435	-.424	.068	-.240	-.692
240	436	-.518	.121	-.191	-1.058
240	437	-.503	.106	-.153	-.981
240	438	-.478	.084	-.231	-.885

WD	TAP	CPMEAN	CPRMS	CPMAX	CPMIN
240	439	-.452	.076	-.220	-.804
240	440	-.427	.073	-.203	-.717
240	441	-.410	.076	-.191	-.886
240	442	-.403	.069	-.187	-.789
240	443	-.438	.120	-.067	-1.365
240	444	-.433	.122	-.090	-1.391
240	445	-.431	.106	.010	-1.167
240	446	-.402	.076	-.185	-.862
240	447	-.410	.091	-.092	-1.007
240	448	-.371	.087	-.106	-.877
240	449	-.359	.084	-.085	-1.165
240	450	-.333	.082	.120	-1.002
240	451	-.353	.091	.123	-1.180
240	452	-.345	.091	.038	-.760
240	453	-.347	.088	.044	-.725
240	454	-.365	.102	-.034	-.928
240	455	-.359	.152	.072	-1.573
240	456	-.337	.151	.109	-1.529
240	457	-.278	.099	.135	-.723
240	458	-.278	.108	.149	-.677
240	459	-.211	.143	.239	-.788
240	460	-.150	.112	.293	-.627
240	461	-.193	.121	.260	-.646
240	462	-.171	.112	.145	-.938
240	463	-.154	.121	.221	-.827
240	464	-.132	.096	.295	-.436
240	465	-.105	.079	.205	-.389
240	466	-.107	.086	.241	-.382
240	467	-.088	.086	.307	-.392
240	468	-.103	.098	.309	-.513
240	469	-.249	.121	.217	-.849
240	470	-.257	.137	.278	-.745
240	471	-.275	.169	.253	-1.017
240	472	-.141	.094	.260	-.494
240	473	-.116	.091	.239	-.424
240	474	-.103	.088	.257	-.434
240	475	-.110	.080	.208	-.401
240	476	-.185	.128	.236	-1.034
240	477	-.163	.120	.278	-.952
240	478	-.145	.098	.179	-.645
240	601	.086	.060	.375	-.198
240	602	.055	.074	.381	-.428
240	603	-.302	.113	.196	-.798
240	604	.010	.060	.299	-.203
240	605	-.293	.095	.007	-.878
240	606	-.236	.115	.147	-.640
240	607	-.052	.044	.145	-.204
240	608	-.028	.040	.129	-.138
240	609	-.068	.048	.181	-.220
240	610	.040	.047	.250	-.095

WD	TAP	CPMEAN	CPRMS	CPMAX	CPMIN
240	611	.025	.046	.251	-.110
240	612	-.027	.074	.208	-.325
240	613	.026	.057	.353	-.167
240	614	-.120	.078	.319	-.446
240	615	.144	.091	.691	-.173
240	616	.012	.068	.334	-.267
240	617	.114	.065	.392	-.034
240	618	.084	.072	.469	-.200
240	619	.089	.065	.448	-.356
240	620	.068	.072	.442	-.155
240	621	.176	.082	.575	-.080
240	622	.233	.105	.751	-.011
240	623	.195	.083	.617	-.050
240	624	.104	.053	.346	-.021
240	625	.090	.098	.440	-.520
240	626	.031	.073	.357	-.298
240	627	.050	.044	.292	-.110
240	628	.039	.060	.315	-.174
240	629	.042	.052	.300	-.097
240	630	-.015	.062	.290	-.205
240	631	.041	.057	.362	-.262
240	632	.032	.068	.275	-.506
240	633	.057	.050	.372	-.116
240	634	.056	.046	.295	-.071
240	635	.025	.047	.256	-.103
240	636	-.112	.050	.053	-.327
240	637	-.072	.044	.060	-.254
240	638	-.191	.048	.003	-.372
240	639	-.097	.053	.205	-.437
240	640	-.018	.039	.189	-.136
240	641	-.202	.068	.157	-.482
240	642	-.394	.132	.027	-.960
240	643	.064	.056	.383	-.103
240	644	-.323	.124	.065	-.940
240	645	.076	.058	.363	-.112
240	646	-.202	.072	-.022	-.557
240	647	.113	.065	.453	-.071
240	648	-.342	.108	-.067	-.981
240	649	-.265	.075	-.041	-.629
240	650	.155	.059	.450	.003
240	651	.151	.087	.497	-.196
240	652	-.251	.069	-.045	-.553
240	653	.200	.082	.629	-.062
240	701	-.174	.101	.159	-.638
240	702	-.280	.058	.019	-.734
240	703	-.237	.084	.013	-.734
240	704	-.179	.081	.206	-.560
240	705	-.265	.084	.102	-.695
240	706	-.307	.095	-.022	-.683
240	707	-.374	.110	.060	-1.108

APPENDIX A -- PRESSURE DATA: CONFIGURATION A ; REPUBLIC PLAZA, DENVER

WD	TAP	CPMEAN	CPRMS	CPMAX	CPMIN
240	708	-.342	.091	-.048	-.816
240	709	-.267	.078	.057	-.638
240	710	-.413	.121	.041	-1.304
240	711	-.265	.071	-.022	-.527
240	712	-.266	.072	-.015	-.645
240	713	-.220	.101	.230	-.656
240	714	-.262	.049	-.055	-.459
240	715	-.316	.065	-.107	-.586
240	716	-.183	.066	.014	-.730
240	717	-.231	.051	-.024	-.462
240	718	-.285	.058	-.059	-.529
240	719	-.193	.114	.086	-1.070
240	720	-.055	.058	.147	-.349
240	721	-.087	.039	.095	-.306
240	722	-.188	.056	.034	-.436
240	723	-.010	.067	.278	-.330
240	724	-.091	.045	.124	-.229
240	725	-.158	.045	.024	-.326
240	726	-.309	.094	-.003	-.717
240	727	-.270	.077	-.033	-.663
240	728	-.317	.094	.225	-.852
240	729	-.228	.062	.044	-.670
240	730	-.129	.064	.271	-.522
240	731	-.309	.139	.235	-.936
240	732	-.260	.092	.241	-.596
250	1	-.718	.129	-.340	-1.405
250	2	-.703	.127	-.223	-1.189
250	3	-.397	.079	-.124	-.713
250	4	-.704	.125	-.306	-1.494
250	5	-.391	.097	-.020	-.915
250	6	-.698	.134	-.110	-1.277
250	7	-.486	.104	-.150	-.898
250	8	-.383	.113	-.014	-.894
250	9	-.692	.102	-.324	-1.077
250	10	-.684	.110	-.124	-1.175
250	11	-.379	.084	-.106	-.931
250	12	-.203	.192	.401	-.803
250	13	-.470	.130	-.037	-.946
250	14	-.690	.112	-.277	-1.147
250	15	-.361	.078	-.123	-.702
250	16	-.656	.091	-.325	-1.051
250	17	-.099	.116	.282	-.574
250	18	-.675	.112	-.301	-1.292
250	19	-.467	.136	.076	-.942
250	20	-.117	.096	.192	-.560
250	101	-.270	.048	-.104	-.448
250	102	-.250	.051	-.068	-.453
250	103	-.226	.052	-.011	-.446
250	104	-.226	.050	-.027	-.421
250	105	-.252	.065	.004	-.521

WD	TAP	CPMEAN	CPRMS	CPMAX	CPMIN
250	106	-.238	.067	.005	-.504
250	107	-.203	.113	.032	-.868
250	108	-.412	.176	.076	-.967
250	109	-.552	.147	.094	-1.175
250	110	-.288	.039	-.134	-.442
250	111	-.212	.037	-.037	-.348
250	112	-.149	.039	.029	-.267
250	113	-.080	.054	.127	-.322
250	114	-.014	.060	.201	-.444
250	115	.032	.074	.285	-.484
250	116	-.003	.185	.354	-.805
250	117	-.274	.233	.604	-1.286
250	118	-.274	.191	.617	-1.089
250	119	-.320	.037	-.173	-.456
250	120	-.256	.032	-.111	-.365
250	121	-.167	.044	.037	-.318
250	122	-.059	.053	.170	-.259
250	123	.021	.065	.234	-.657
250	124	.072	.087	.314	-.948
250	125	.020	.256	.485	-1.354
250	126	-.202	.261	.839	-1.274
250	127	-.203	.227	.726	-1.049
250	128	-.351	.039	-.196	-.500
250	129	-.281	.042	-.108	-.426
250	130	-.172	.045	.078	-.341
250	131	-.085	.050	.106	-.305
250	132	-.016	.053	.185	-.237
250	133	.046	.089	.306	-.536
250	134	.044	.219	.428	-.973
250	135	-.180	.277	.637	-1.017
250	136	-.210	.210	.566	-.895
250	137	-.359	.051	-.157	-.576
250	138	-.279	.045	-.017	-.477
250	139	-.217	.043	-.047	-.382
250	140	-.139	.041	.044	-.363
250	141	-.057	.060	.211	-.441
250	142	.029	.090	.348	-.706
250	143	.021	.212	.539	-1.042
250	144	-.140	.252	.590	-1.064
250	145	-.178	.246	.747	-1.125
250	146	-.372	.062	-.171	-.625
250	147	-.335	.056	-.186	-.586
250	148	-.307	.045	-.173	-.496
250	149	-.219	.043	-.036	-.422
250	150	-.066	.054	.168	-.288
250	151	.035	.079	.353	-.510
250	152	.067	.125	.431	-.815
250	153	-.018	.246	.608	-.889
250	154	-.055	.238	.723	-1.087
250	155	-.317	.073	-.039	-.676

WD	TAP	CPMEAN	CPRMS	CPMAX	CPMIN
250	156	-.318	.055	-.128	-.586
250	157	-.308	.056	-.034	-.534
250	158	-.205	.046	.091	-.402
250	159	-.070	.052	.181	-.275
250	160	.020	.063	.269	-.299
250	161	.050	.113	.438	-.679
250	162	.024	.182	.604	-.825
250	163	-.044	.195	.647	-1.198
250	164	-.254	.063	.007	-.633
250	165	-.260	.057	.022	-.560
250	166	-.215	.042	-.026	-.400
250	167	-.183	.041	.018	-.345
250	168	-.067	.049	.190	-.245
250	169	.014	.070	.378	-.339
250	170	.053	.085	.403	-.647
250	171	.033	.133	.630	-1.134
250	172	.027	.142	.692	-.912
250	173	-.230	.065	.029	-.468
250	174	-.214	.059	.099	-.389
250	175	-.130	.050	.110	-.335
250	176	-.098	.043	.102	-.253
250	177	-.015	.058	.273	-.146
250	178	.121	.066	.497	-.046
250	179	.110	.080	.561	-.192
250	180	.062	.103	.580	-.567
250	181	.062	.101	.572	-.557
250	201	.424	.157	.848	-.098
250	202	.398	.134	.778	-.054
250	203	.251	.133	.617	-.205
250	204	.170	.123	.567	-.261
250	205	.094	.104	.413	-.314
250	206	-.013	.076	.252	-.328
250	207	-.126	.073	.144	-.447
250	208	.568	.169	1.112	-.087
250	209	.615	.162	1.108	.129
250	210	.556	.134	1.005	.170
250	211	.461	.138	.912	.036
250	212	.321	.125	.753	-.080
250	213	.095	.096	.452	-.218
250	214	-.089	.062	.141	-.301
250	215	.537	.170	1.015	.019
250	216	.605	.176	1.067	.064
250	217	.566	.166	1.034	.068
250	218	.472	.135	.842	.094
250	219	.333	.129	.699	-.027
250	220	.075	.095	.389	-.186
250	221	-.115	.069	.166	-.323
250	222	.485	.152	.980	.047
250	223	.556	.173	1.124	.046
250	224	.522	.169	1.010	.024

APPENDIX A -- PRESSURE DATA: CONFIGURATION A : REPUBLIC PLAZA, DENVER

WD	TAP	CPMEAN	CPRMS	CPMAX	CPMIN
250	225	.405	.156	.941	.019
250	226	.265	.116	.694	-.012
250	227	.037	.094	.451	-.208
250	228	-.156	.074	.178	-.394
250	229	.410	.187	1.022	-.228
250	230	.461	.167	.980	-.123
250	231	.446	.174	.938	-.126
250	232	.351	.157	.867	-.181
250	233	.208	.132	.689	-.135
250	234	-.018	.087	.316	-.298
250	235	-.169	.081	.193	-.468
250	236	.289	.166	.869	-.498
250	237	.325	.160	.958	-.120
250	238	.307	.133	.807	-.042
250	239	.253	.135	.774	-.065
250	240	.135	.121	.644	-.228
250	241	-.085	.095	.335	-.389
250	242	-.245	.076	.072	-.558
250	243	.197	.116	.680	-.543
250	244	.197	.110	.629	-.454
250	245	.170	.105	.736	-.076
250	246	.128	.084	.518	-.081
250	247	.059	.089	.499	-.201
250	248	-.131	.091	.384	-.419
250	249	-.289	.101	.141	-.666
250	250	.110	.075	.551	-.459
250	251	.134	.074	.649	-.145
250	252	.108	.070	.478	-.169
250	253	.075	.064	.391	-.101
250	254	.015	.059	.356	-.153
250	255	-.142	.087	.453	-.418
250	256	-.331	.114	.287	-.781
250	257	.076	.061	.410	-.186
250	258	.090	.047	.363	-.076
250	259	.107	.052	.405	-.010
250	260	.088	.055	.337	-.072
250	261	.067	.064	.425	-.106
250	262	-.041	.056	.232	-.202
250	263	-.168	.081	.200	-.492
250	264	.072	.055	.302	-.090
250	265	.087	.052	.295	-.054
250	266	.079	.057	.314	-.079
250	267	.085	.058	.323	-.077
250	268	.074	.059	.327	-.122
250	269	.087	.061	.323	-.144
250	270	.110	.059	.454	-.112
250	271	.107	.058	.431	-.071
250	272	.099	.072	.518	-.074
250	273	.121	.069	.527	-.067
250	274	.096	.061	.425	-.046
250	275	.114	.067	.455	-.047
250	276	-.009	.077	.282	-.347
250	277	.049	.056	.325	-.089
250	278	.052	.050	.274	-.180
250	301	-.502	.064	-.274	-.757
250	302	-.511	.065	-.280	-.781
250	303	-.532	.067	-.298	-.968
250	304	-.541	.067	-.263	-1.202
250	305	-.513	.091	-.123	-.976
250	306	-.518	.105	-.170	-1.146
250	307	-.540	.129	-.163	-1.725
250	308	-.582	.149	-.226	-1.692
250	309	-.564	.160	-.192	-1.385
250	310	-.477	.055	-.280	-.665
250	311	-.468	.055	-.301	-.701
250	312	-.483	.051	-.343	-.699
250	313	-.484	.057	-.326	-.718
250	314	-.495	.063	-.295	-.781
250	315	-.511	.075	-.209	-.968
250	316	-.539	.082	-.255	-.995
250	317	-.563	.127	-.224	-1.288
250	318	-.572	.137	-.227	-1.413
250	319	-.464	.053	-.279	-.684
250	320	-.476	.049	-.309	-.675
250	321	-.474	.054	-.309	-.703
250	322	-.486	.057	-.315	-.713
250	323	-.498	.057	-.308	-.687
250	324	-.521	.056	-.355	-.702
250	325	-.533	.072	-.294	-.844
250	326	-.564	.094	-.298	-1.148
250	327	-.558	.094	-.230	-1.136
250	328	-.498	.053	-.348	-.707
250	329	-.492	.057	-.329	-.718
250	330	-.500	.058	-.323	-.736
250	331	-.513	.065	-.291	-.823
250	332	-.533	.063	-.333	-.775
250	333	-.532	.072	-.291	-.894
250	334	-.546	.079	-.298	-.945
250	335	-.557	.094	-.328	-1.010
250	336	-.575	.089	-.333	-1.083
250	337	-.539	.071	-.326	-.859
250	338	-.538	.070	-.331	-.864
250	339	-.558	.074	-.342	-.883
250	340	-.574	.072	-.355	-.898
250	341	-.571	.084	-.329	-.933
250	342	-.582	.092	-.341	-1.033
250	343	-.588	.101	-.252	-1.029
250	344	-.605	.104	-.318	-1.061
250	345	-.601	.122	-.232	-1.328
250	346	-.600	.100	-.285	-1.055
250	347	-.595	.102	-.277	-1.082
250	348	-.613	.098	-.333	-1.277
250	349	-.618	.120	-.279	-1.243
250	350	-.632	.127	-.290	-1.330
250	351	-.623	.125	-.245	-1.141
250	352	-.602	.114	-.219	-1.243
250	353	-.566	.125	-.143	-1.159
250	354	-.569	.133	-.172	-1.186
250	355	-.668	.129	-.245	-1.374
250	356	-.688	.119	-.348	-1.408
250	357	-.709	.159	-.286	-1.585
250	358	-.736	.173	-.046	-1.662
250	359	-.635	.157	-.114	-1.272
250	360	-.527	.148	-.049	-1.032
250	361	-.447	.147	.043	-1.005
250	362	-.437	.134	-.036	-1.169
250	363	-.455	.140	-.029	-1.206
250	364	-.882	.206	-.423	-1.905
250	365	-.927	.260	-.348	-2.304
250	366	-.829	.247	-.036	-1.848
250	367	-.403	.162	.046	-1.040
250	368	-.345	.115	-.018	-.887
250	369	-.381	.129	.107	-.923
250	370	-.372	.111	-.037	-.772
250	371	-.357	.125	.060	-1.455
250	372	-.389	.140	.064	-1.606
250	373	-.180	.061	.007	-.459
250	374	-.324	.074	-.057	-.717
250	375	-.306	.084	.023	-.740
250	376	-.281	.067	-.071	-.591
250	377	-.285	.053	-.074	-.506
250	378	-.141	.069	.236	-.396
250	379	-.034	.090	.450	-.308
250	401	-.453	.097	-.126	-1.240
250	402	-.420	.072	-.178	-.855
250	403	-.402	.071	-.186	-.893
250	404	-.381	.060	-.185	-.679
250	405	-.386	.057	-.196	-.648
250	406	-.380	.049	-.205	-.589
250	407	-.391	.057	-.202	-.615
250	408	-.462	.079	-.164	-.771
250	409	-.433	.065	-.205	-.689
250	410	-.402	.047	-.237	-.564
250	411	-.407	.051	-.216	-.595
250	412	-.391	.049	-.222	-.622
250	413	-.385	.049	-.203	-.580
250	414	-.381	.043	-.230	-.555
250	415	-.490	.066	-.255	-.764
250	416	-.451	.059	-.215	-.753
250	417	-.433	.053	-.262	-.648

APPENDIX A -- PRESSURE DATA: CONFIGURATION A ; REPUBLIC PLAZA, DENVER

WD	TAP	CPMEAN	CPRMS	CPMAX	CPMIN
250	418	-.417	.044	-.288	-.592
250	419	-.425	.048	-.285	-.615
250	420	-.408	.047	-.274	-.592
250	421	-.417	.049	-.210	-.645
250	422	-.505	.066	-.276	-.766
250	423	-.495	.070	-.221	-.755
250	424	-.455	.060	-.228	-.744
250	425	-.438	.055	-.244	-.698
250	426	-.426	.047	-.278	-.612
250	427	-.434	.053	-.269	-.654
250	428	-.417	.052	-.247	-.629
250	429	-.558	.097	-.266	-.988
250	430	-.529	.080	-.260	-.859
250	431	-.512	.084	-.205	-.884
250	432	-.470	.073	-.265	-.843
250	433	-.446	.062	-.230	-.809
250	434	-.432	.053	-.244	-.750
250	435	-.443	.062	-.205	-.812
250	436	-.543	.104	-.242	-1.245
250	437	-.539	.103	-.271	-1.310
250	438	-.506	.088	-.283	-1.029
250	439	-.471	.082	-.207	-.861
250	440	-.431	.074	-.203	-.898
250	441	-.417	.076	-.178	-.750
250	442	-.404	.067	-.198	-.670
250	443	-.516	.159	-.113	-1.549
250	444	-.498	.157	-.010	-1.374
250	445	-.460	.130	-.080	-1.347
250	446	-.405	.081	-.139	-.754
250	447	-.392	.082	-.143	-.968
250	448	-.341	.084	-.079	-.987
250	449	-.347	.092	-.049	-.745
250	450	-.355	.145	.145	-1.273
250	451	-.358	.161	.201	-1.349
250	452	-.338	.128	.126	-.833
250	453	-.382	.111	.149	-.791
250	454	-.346	.079	-.084	-1.024
250	455	-.297	.089	-.005	-1.223
250	456	-.270	.089	.006	-1.236
250	457	-.205	.134	.233	-.811
250	458	-.181	.123	.257	-.644
250	459	-.238	.131	.213	-.691
250	460	-.311	.121	.142	-.695
250	461	-.326	.097	-.005	-.768
250	462	-.289	.079	-.041	-.724
250	463	-.290	.092	.057	-.826
250	464	-.235	.142	.303	-.698
250	465	-.194	.119	.247	-.554
250	466	-.160	.107	.373	-.501
250	467	-.201	.111	.284	-.526
250	468	-.209	.111	.239	-.571
250	469	-.166	.168	.549	-.648
250	470	-.144	.154	.350	-.630
250	471	-.171	.148	.452	-.759
250	472	-.173	.137	.329	-.651
250	473	-.171	.134	.353	-.581
250	474	-.206	.113	.300	-.601
250	475	-.230	.103	.220	-.578
250	476	-.204	.097	.331	-.838
250	477	-.281	.097	.115	-.695
250	478	-.261	.087	.051	-.605
250	601	.058	.066	.574	-.266
250	602	.004	.079	.297	-.543
250	603	-.400	.106	.167	-.870
250	604	-.013	.060	.174	-.438
250	605	-.373	.104	-.003	-1.037
250	606	-.320	.137	.084	-.919
250	607	-.110	.048	.145	-.315
250	608	-.003	.043	.201	-.214
250	609	-.106	.047	.129	-.282
250	610	.027	.052	.206	-.178
250	611	-.006	.054	.326	-.224
250	612	.018	.076	.246	-.351
250	613	.018	.060	.303	-.244
250	614	-.165	.083	.171	-.531
250	615	.096	.089	.531	-.214
250	616	.038	.064	.376	-.311
250	617	.065	.065	.337	-.105
250	618	.058	.073	.479	-.175
250	619	.029	.059	.423	-.224
250	620	.066	.059	.378	-.201
250	621	.141	.084	.475	-.122
250	622	.177	.099	.745	-.105
250	623	.147	.083	.601	-.062
250	624	.118	.051	.409	-.026
250	625	.094	.076	.480	-.325
250	626	.024	.068	.505	-.279
250	627	.009	.043	.362	-.214
250	628	.059	.055	.335	-.120
250	629	.027	.053	.334	-.215
250	630	-.028	.060	.404	-.203
250	631	-.005	.052	.186	-.255
250	632	.054	.057	.239	-.443
250	633	.036	.042	.277	-.096
250	634	.042	.044	.277	-.095
250	635	.002	.051	.235	-.132
250	636	-.082	.048	.086	-.306
250	637	-.085	.044	.107	-.239
250	638	-.210	.047	.013	-.469
250	639	-.149	.055	.090	-.607
250	640	.011	.037	.158	-.095
250	641	-.215	.070	.129	-.495
250	642	-.442	.129	.018	-1.115
250	643	-.017	.050	.227	-.183
250	644	-.390	.165	.086	-1.463
250	645	.036	.051	.337	-.110
250	646	-.258	.081	-.067	-.668
250	647	.076	.076	.400	-.153
250	648	-.365	.119	.005	-1.063
250	649	-.335	.097	.073	-.883
250	650	.120	.063	.479	-.052
250	651	.098	.092	.520	-.224
250	652	-.290	.075	-.012	-.721
250	653	.143	.092	.626	-.097
250	701	-.202	.102	.084	-.823
250	702	-.288	.078	.025	-.852
250	703	-.240	.088	.179	-.631
250	704	-.170	.082	.225	-.475
250	705	-.249	.111	.275	-.754
250	706	-.257	.100	.191	-.899
250	707	-.383	.154	.122	-1.312
250	708	-.329	.102	-.019	-.950
250	709	-.246	.113	.263	-.970
250	710	-.367	.154	.261	-1.387
250	711	-.222	.087	.259	-.566
250	712	-.254	.085	.081	-.624
250	713	-.179	.142	.365	-.875
250	714	-.287	.072	-.023	-.651
250	715	-.331	.090	-.105	-.744
250	716	-.210	.077	-.045	-.668
250	717	-.256	.063	.006	-.542
250	718	-.301	.080	-.014	-.656
250	719	-.207	.121	.113	-.852
250	720	-.079	.059	.135	-.445
250	721	-.108	.043	.041	-.358
250	722	-.159	.076	.070	-.404
250	723	-.024	.066	.321	-.363
250	724	-.098	.049	.116	-.289
250	725	-.144	.072	.080	-.398
250	726	-.248	.132	.097	-.879
250	727	-.240	.102	.096	-.868
250	728	-.181	.165	.400	-.988
250	729	-.181	.089	.098	-.573
250	730	-.140	.071	.145	-.499
250	731	-.102	.146	.424	-.833
250	732	-.205	.140	.349	-.754
260	1	-.919	.203	-.372	-1.961
260	2	-.680	.124	-.216	-1.131
260	3	-.442	.084	-.146	-1.336
260	4	-.852	.182	-.347	-1.928

APPENDIX A -- PRESSURE DATA: CONFIGURATION A : REPUBLIC PLAZA, DENVER

WD	TAP	CPMEAN	CPRMS	CPMAX	CPMIN
260	5	-.440	.086	-.149	-1.021
260	6	-.514	.233	.148	-1.329
260	7	-.529	.094	-.186	-.908
260	8	-.486	.173	-.057	-1.178
260	9	-.764	.132	-.299	-1.459
260	10	-.559	.166	-.140	-1.117
260	11	-.493	.104	-.174	-.957
260	12	-.404	.108	.156	-.775
260	13	-.360	.079	-.123	-.722
260	14	-.672	.138	-.097	-1.234
260	15	-.392	.085	-.090	-.803
260	16	-.643	.104	-.348	-1.727
260	17	-.135	.142	.323	-.569
260	18	-.652	.114	-.214	-1.157
260	19	-.197	.157	.255	-.767
260	20	-.166	.112	.184	-.530
260	101	-.250	.052	-.020	-.471
260	102	-.227	.053	.024	-.454
260	103	-.188	.059	.025	-.434
260	104	-.170	.059	.047	-.380
260	105	-.191	.076	.106	-.454
260	106	-.178	.078	.132	-.519
260	107	-.099	.092	.218	-.509
260	108	-.038	.113	.274	-.633
260	109	-.100	.207	.408	-.879
260	110	-.247	.043	-.032	-.398
260	111	-.152	.051	.058	-.331
260	112	-.052	.059	.152	-.252
260	113	.034	.082	.299	-.235
260	114	.116	.092	.418	-.164
260	115	.180	.097	.490	-.130
260	116	.263	.102	.605	-.168
260	117	.314	.221	.850	-.775
260	118	.273	.261	.985	-.685
260	119	-.283	.040	-.137	-.445
260	120	-.192	.040	-.031	-.346
260	121	-.072	.062	.186	-.293
260	122	.058	.076	.358	-.173
260	123	.151	.088	.465	-.090
260	124	.227	.093	.554	-.010
260	125	.313	.127	.735	-.285
260	126	.345	.232	.886	-.536
260	127	.302	.246	.999	-.786
260	128	-.317	.041	-.172	-.506
260	129	-.229	.048	-.042	-.393
260	130	-.091	.057	.128	-.248
260	131	.022	.070	.289	-.191
260	132	.107	.075	.399	-.121
260	133	.188	.102	.560	-.118
260	134	.290	.126	.747	-.205
260	135	.315	.229	.840	-.824
260	136	.280	.228	.864	-.563
260	137	-.345	.048	-.187	-.658
260	138	-.242	.044	-.056	-.504
260	139	-.155	.050	.042	-.306
260	140	-.062	.051	.138	-.201
260	141	.026	.071	.325	-.168
260	142	.135	.090	.509	-.093
260	143	.243	.126	.662	-.218
260	144	.283	.196	.788	-.481
260	145	.241	.255	.937	-.558
260	146	-.354	.060	-.129	-.614
260	147	-.303	.048	-.072	-.549
260	148	-.253	.039	-.107	-.460
260	149	-.173	.044	-.003	-.361
260	150	-.036	.053	.182	-.190
260	151	.067	.081	.396	-.160
260	152	.153	.106	.571	-.172
260	153	.177	.208	.844	-.721
260	154	.170	.241	.873	-.785
260	155	-.326	.067	-.030	-.729
260	156	-.307	.050	-.115	-.582
260	157	-.281	.051	-.124	-.484
260	158	-.192	.043	-.021	-.378
260	159	-.077	.052	.180	-.250
260	160	.032	.064	.298	-.123
260	161	.115	.102	.570	-.231
260	162	.177	.158	.725	-.543
260	163	.165	.194	.760	-.681
260	164	-.276	.058	-.033	-.492
260	165	-.278	.058	-.042	-.497
260	166	-.203	.045	-.015	-.361
260	167	-.170	.046	.013	-.322
260	168	-.067	.053	.166	-.286
260	169	.012	.064	.310	-.185
260	170	.087	.079	.449	-.166
260	171	.110	.128	.646	-.538
260	172	.117	.150	.698	-.453
260	173	-.254	.065	-.010	-.484
260	174	-.239	.057	-.030	-.462
260	175	-.128	.050	.051	-.277
260	176	-.077	.048	.093	-.207
260	177	-.006	.057	.267	-.139
260	178	.085	.085	.515	-.102
260	179	.132	.110	.708	-.204
260	180	.114	.104	.603	-.274
260	181	.113	.106	.606	-.284
260	201	.429	.167	.939	-.294
260	202	.320	.132	.693	-.194
260	203	.141	.123	.529	-.388
260	204	.069	.108	.468	-.332
260	205	-.002	.093	.303	-.267
260	206	-.112	.065	.132	-.303
260	207	-.204	.062	.024	-.393
260	208	.615	.177	1.120	-.161
260	209	.555	.170	1.010	-.089
260	210	.423	.132	.808	-.067
260	211	.318	.128	.679	-.148
260	212	.179	.109	.550	-.204
260	213	-.025	.078	.364	-.272
260	214	-.189	.050	.057	-.360
260	215	.602	.182	1.106	-.117
260	216	.584	.170	1.095	-.080
260	217	.484	.154	1.007	.004
260	218	.354	.118	.743	-.022
260	219	.205	.107	.616	-.131
260	220	-.037	.075	.299	-.273
260	221	-.196	.054	.053	-.384
260	222	.542	.156	1.019	-.047
260	223	.540	.162	1.055	-.046
260	224	.442	.145	.914	.042
260	225	.329	.128	.733	-.054
260	226	.165	.091	.462	-.112
260	227	-.057	.072	.216	-.294
260	228	-.227	.057	.005	-.402
260	229	.412	.186	1.056	-.365
260	230	.402	.152	.937	-.062
260	231	.336	.145	.800	-.061
260	232	.225	.124	.676	-.109
260	233	.100	.104	.574	-.191
260	234	-.120	.068	.162	-.325
260	235	-.242	.066	.019	-.439
260	236	.313	.177	.904	-.506
260	237	.331	.157	.988	-.414
260	238	.260	.119	.711	-.012
260	239	.183	.114	.650	-.095
260	240	.051	.098	.495	-.194
260	241	-.145	.071	.154	-.387
260	242	-.291	.057	-.042	-.512
260	243	.216	.136	.752	-.444
260	244	.206	.114	.681	-.223
260	245	.162	.101	.738	-.137
260	246	.086	.077	.467	-.154
260	247	.001	.075	.419	-.262
260	248	-.193	.072	.161	-.424
260	249	-.337	.075	-.020	-.661
260	250	.112	.075	.477	-.365
260	251	.129	.066	.495	-.105
260	252	.087	.056	.416	-.107
260	253	.049	.059	.393	-.120

APPENDIX A -- PRESSURE DATA: CONFIGURATION A ; REPUBLIC PLAZA, DENVER

WD	TAP	CPMEAN	CPRMS	CPMAX	CPMIN
260	254	-.038	.051	.271	-.199
260	255	-.204	.069	.082	-.435
260	256	-.379	.091	-.099	-.764
260	257	.088	.072	.391	-.238
260	258	.091	.057	.318	-.146
260	259	.098	.054	.318	-.068
260	260	.078	.055	.304	-.067
260	261	.029	.054	.291	-.137
260	262	-.100	.045	.112	-.256
260	263	-.238	.067	.075	-.597
260	264	.048	.047	.279	-.083
260	265	.067	.050	.283	-.097
260	266	.058	.051	.305	-.178
260	267	.066	.055	.327	-.307
260	268	.047	.054	.274	-.120
260	269	.117	.082	.559	-.219
260	270	.120	.074	.505	-.076
260	271	.094	.059	.369	-.030
260	272	.062	.061	.350	-.084
260	273	.107	.070	.467	-.045
260	274	.071	.060	.468	-.076
260	275	.083	.063	.538	-.052
260	276	-.080	.092	.325	-.429
260	277	.033	.066	.361	-.164
260	278	.034	.061	.321	-.144
260	301	-.481	.060	-.294	-.725
260	302	-.491	.062	-.296	-.741
260	303	-.517	.069	-.238	-.785
260	304	-.502	.067	-.215	-.814
260	305	-.498	.091	-.182	-.918
260	306	-.504	.090	-.187	-.949
260	307	-.526	.132	-.113	-1.540
260	308	-.578	.167	-.103	-1.551
260	309	-.524	.133	-.046	-1.495
260	310	-.463	.048	-.311	-.647
260	311	-.463	.053	-.302	-.652
260	312	-.471	.049	-.320	-.643
260	313	-.476	.054	-.304	-.663
260	314	-.487	.060	-.293	-.721
260	315	-.502	.068	-.294	-.898
260	316	-.523	.076	-.313	-.814
260	317	-.546	.105	-.274	-1.339
260	318	-.560	.116	-.276	-1.720
260	319	-.460	.052	-.284	-.650
260	320	-.464	.048	-.296	-.633
260	321	-.466	.052	-.292	-.645
260	322	-.476	.054	-.298	-.713
260	323	-.494	.050	-.292	-.687
260	324	-.508	.050	-.328	-.694
260	325	-.524	.068	-.294	-.893

WD	TAP	CPMEAN	CPRMS	CPMAX	CPMIN
260	326	-.550	.086	-.306	-1.066
260	327	-.571	.090	-.226	-1.148
260	328	-.507	.050	-.345	-.682
260	329	-.506	.055	-.340	-.700
260	330	-.514	.056	-.349	-.713
260	331	-.501	.056	-.329	-.702
260	332	-.515	.053	-.345	-.716
260	333	-.522	.062	-.319	-.791
260	334	-.539	.072	-.337	-.886
260	335	-.556	.088	-.299	-1.101
260	336	-.568	.083	-.250	-1.063
260	337	-.526	.063	-.324	-.853
260	338	-.526	.062	-.319	-.853
260	339	-.528	.069	-.316	-.800
260	340	-.538	.066	-.333	-.838
260	341	-.541	.075	-.314	-1.104
260	342	-.550	.079	-.326	-1.209
260	343	-.574	.080	-.311	-.905
260	344	-.587	.081	-.311	-1.004
260	345	-.588	.091	-.294	-1.121
260	346	-.560	.077	-.286	-.911
260	347	-.553	.083	-.307	-.996
260	348	-.563	.079	-.340	-1.026
260	349	-.565	.088	-.312	-1.161
260	350	-.574	.093	-.321	-1.239
260	351	-.564	.086	-.346	-1.047
260	352	-.571	.080	-.372	-.899
260	353	-.576	.106	-.314	-1.189
260	354	-.582	.111	-.298	-1.155
260	355	-.628	.112	-.309	-1.182
260	356	-.637	.104	-.345	-1.163
260	357	-.648	.126	-.330	-1.309
260	358	-.669	.139	-.344	-1.369
260	359	-.645	.123	-.211	-1.344
260	360	-.611	.109	-.242	-1.202
260	361	-.574	.119	-.142	-1.056
260	362	-.570	.136	-.105	-1.219
260	363	-.590	.152	-.186	-1.388
260	364	-.776	.183	-.406	-1.790
260	365	-.797	.222	-.342	-2.013
260	366	-.800	.190	-.207	-1.575
260	367	-.603	.158	-.126	-1.189
260	368	-.544	.140	-.060	-.984
260	369	-.544	.131	-.118	-1.045
260	370	-.533	.114	-.166	-1.128
260	371	-.479	.131	.012	-1.524
260	372	-.506	.153	.039	-1.611
260	373	-.268	.061	-.072	-.583
260	374	-.412	.081	-.096	-.810
260	375	-.385	.097	-.041	-.844

WD	TAP	CPMEAN	CPRMS	CPMAX	CPMIN
260	376	-.360	.077	-.119	-.699
260	377	-.373	.061	-.179	-.631
260	378	-.182	.082	.116	-.712
260	379	-.052	.111	.524	-.404
260	401	-.425	.085	-.041	-.847
260	402	-.392	.065	-.128	-.743
260	403	-.400	.063	-.171	-.740
260	404	-.392	.054	-.192	-.646
260	405	-.406	.058	-.185	-.672
260	406	-.390	.048	-.205	-.592
260	407	-.410	.056	-.192	-.645
260	408	-.444	.066	-.197	-.749
260	409	-.432	.060	-.147	-.728
260	410	-.404	.044	-.247	-.590
260	411	-.423	.048	-.253	-.618
260	412	-.410	.046	-.224	-.589
260	413	-.405	.046	-.230	-.584
260	414	-.393	.041	-.241	-.543
260	415	-.497	.063	-.253	-.724
260	416	-.460	.056	-.249	-.717
260	417	-.431	.048	-.255	-.712
260	418	-.412	.040	-.284	-.570
260	419	-.428	.047	-.294	-.618
260	420	-.411	.046	-.263	-.585
260	421	-.425	.050	-.278	-.645
260	422	-.488	.065	-.238	-.743
260	423	-.490	.070	-.171	-.752
260	424	-.455	.061	-.192	-.738
260	425	-.447	.055	-.264	-.669
260	426	-.430	.048	-.290	-.629
260	427	-.445	.054	-.285	-.668
260	428	-.428	.054	-.254	-.649
260	429	-.509	.075	-.219	-.827
260	430	-.477	.065	-.187	-.716
260	431	-.474	.071	-.231	-.806
260	432	-.445	.066	-.215	-.726
260	433	-.446	.065	-.235	-.746
260	434	-.427	.056	-.234	-.698
260	435	-.445	.065	-.215	-.754
260	436	-.544	.085	-.261	-.904
260	437	-.524	.083	-.212	-.798
260	438	-.476	.073	-.275	-.746
260	439	-.464	.077	-.233	-.788
260	440	-.430	.077	-.202	-.909
260	441	-.413	.071	-.192	-1.205
260	442	-.395	.063	-.187	-1.086
260	443	-.538	.112	-.144	-1.086
260	444	-.507	.112	-.126	-1.107
260	445	-.475	.111	-.095	-.930
260	446	-.421	.084	-.128	-.793

APPENDIX A -- PRESSURE DATA: CONFIGURATION A ; REPUBLIC PLAZA, DENVER

WD	TAP	CPMEAN	CPRMS	CPMAX	CPMIN
260	447	-.406	.084	-.149	-.827
260	448	-.360	.085	-.081	-.955
260	449	-.368	.090	-.055	-.735
260	450	-.439	.169	.095	-2.042
260	451	-.440	.179	.122	-1.881
260	452	-.410	.136	.196	-1.094
260	453	-.430	.116	.001	-1.002
260	454	-.369	.077	-.087	-.762
260	455	-.333	.085	-.069	-.779
260	456	-.306	.086	-.008	-.763
260	457	-.230	.177	.355	-1.038
260	458	-.208	.160	.276	-.834
260	459	-.307	.149	.368	-.802
260	460	-.366	.110	.079	-.831
260	461	-.353	.094	-.044	-.827
260	462	-.318	.079	-.096	-.721
260	463	-.326	.089	.004	-.715
260	464	-.286	.135	.275	-.800
260	465	-.225	.121	.177	-.683
260	466	-.251	.109	.137	-.648
260	467	-.243	.110	.181	-.658
260	468	-.257	.104	.155	-.578
260	469	-.185	.181	.480	-.711
260	470	-.163	.166	.322	-.821
260	471	-.194	.143	.484	-.588
260	472	-.238	.136	.301	-.700
260	473	-.225	.132	.289	-.596
260	474	-.267	.109	.301	-.738
260	475	-.275	.098	.234	-.680
260	476	-.245	.093	.137	-.829
260	477	-.320	.085	-.084	-.840
260	478	-.298	.074	-.085	-.674
260	601	.028	.051	.286	-.299
260	602	-.053	.076	.234	-.701
260	603	-.451	.111	-.004	-.995
260	604	-.026	.056	.343	-.393
260	605	-.453	.126	.016	-1.153
260	606	-.438	.170	.136	-1.429
260	607	-.101	.048	.079	-.261
260	608	.012	.051	.268	-.165
260	609	-.122	.057	.169	-.350
260	610	-.001	.047	.232	-.154
260	611	-.032	.047	.174	-.195
260	612	.006	.073	.271	-.318
260	613	-.007	.051	.234	-.213
260	614	-.207	.092	.268	-.474
260	615	.108	.096	.598	-.164
260	616	.057	.070	.379	-.264
260	617	.045	.071	.442	-.151
260	618	.062	.088	.661	-.277
260	619	.012	.059	.408	-.228
260	620	.050	.059	.486	-.163
260	621	.125	.086	.531	-.213
260	622	.178	.109	.784	-.079
260	623	.168	.093	.644	-.064
260	624	.139	.061	.404	-.020
260	625	.118	.092	.631	-.715
260	626	.022	.076	.371	-.432
260	627	-.009	.042	.151	-.199
260	628	.033	.059	.557	-.179
260	629	-.006	.050	.351	-.220
260	630	-.069	.057	.270	-.262
260	631	-.050	.071	.258	-.390
260	632	.018	.079	.339	-.456
260	633	.009	.044	.270	-.132
260	634	.016	.042	.211	-.173
260	635	-.023	.048	.255	-.152
260	636	-.093	.055	.114	-.350
260	637	-.095	.046	.114	-.261
260	638	-.215	.053	.001	-.449
260	639	-.160	.056	.289	-.404
260	640	.008	.047	.243	-.175
260	641	-.202	.083	.205	-.534
260	642	-.481	.158	.039	-1.184
260	643	-.047	.053	.332	-.192
260	644	-.595	.245	.212	-2.135
260	645	.021	.057	.287	-.139
260	646	-.341	.074	-.073	-.685
260	647	.028	.069	.377	-.215
260	648	-.430	.125	-.047	-1.255
260	649	-.536	.130	.197	-1.117
260	650	.098	.052	.393	-.038
260	651	.034	.077	.416	-.272
260	652	-.372	.073	-.168	-.663
260	653	.065	.074	.381	-.252
260	701	-.310	.120	.204	-.875
260	702	-.378	.089	-.105	-.790
260	703	-.244	.096	.080	-.788
260	704	-.204	.099	.220	-.625
260	705	-.258	.122	.125	-1.103
260	706	-.293	.123	.085	-.754
260	707	-.455	.216	.216	-1.603
260	708	-.400	.118	-.031	-.921
260	709	-.337	.102	.018	-1.037
260	710	-.436	.195	.407	-1.266
260	711	-.296	.123	.179	-.827
260	712	-.362	.113	-.019	-.896
260	713	-.266	.169	.410	-.950
260	714	-.368	.074	-.156	-.725
260	715	-.471	.115	-.180	-.900
260	716	-.277	.086	-.052	-.784
260	717	-.347	.070	-.066	-.742
260	718	-.421	.095	-.146	-.770
260	719	-.304	.156	.149	-1.196
260	720	-.082	.069	.204	-.399
260	721	-.101	.045	.088	-.270
260	722	-.106	.072	.169	-.339
260	723	-.026	.086	.417	-.414
260	724	-.089	.048	.120	-.309
260	725	-.072	.061	.147	-.288
260	726	-.131	.084	.142	-.553
260	727	-.196	.102	.166	-.931
260	728	-.201	.219	.449	-1.492
260	729	-.131	.078	.129	-.559
260	730	-.133	.078	.250	-.790
260	731	-.077	.176	.583	-.675
260	732	-.231	.180	.300	-.835
270	1	-.980	.203	-.457	-1.887
270	2	-.676	.110	-.321	-1.151
270	3	-.528	.094	-.231	-1.066
270	4	-.937	.207	-.461	-1.882
270	5	-.540	.109	-.228	-1.177
270	6	-.631	.177	.045	-1.119
270	7	-.587	.098	-.204	-1.056
270	8	-.684	.144	-.195	-1.422
270	9	-.802	.140	-.387	-1.389
270	10	-.372	.102	-.066	-.885
270	11	-.592	.096	-.259	-.962
270	12	-.524	.095	-.175	-.984
270	13	-.449	.127	-.069	-.972
270	14	-.530	.158	-.038	-1.099
270	15	-.496	.110	-.096	-.932
270	16	-.573	.091	-.241	-1.236
270	17	-.332	.116	.231	-.722
270	18	-.566	.109	-.202	-1.081
270	19	-.124	.119	.219	-.769
270	20	-.330	.100	.041	-.681
270	101	-.227	.061	-.000	-.453
270	102	-.205	.063	.033	-.439
270	103	-.155	.069	.143	-.405
270	104	-.119	.067	.149	-.354
270	105	-.122	.085	.207	-.409
270	106	-.088	.090	.268	-.389
270	107	.010	.113	.355	-.501
270	108	.100	.116	.448	-.423
270	109	.148	.153	.605	-.564
270	110	-.210	.051	.027	-.382
270	111	-.077	.063	.223	-.264
270	112	.063	.073	.366	-.176
270	113	.167	.098	.537	-.160

APPENDIX A -- PRESSURE DATA: CONFIGURATION A ; REPUBLIC PLAZA, DENVER

WD	TAP	CPMEAN	CPRMS	CPMAX	CPMIN
270	114	.263	.107	.642	-.047
270	115	.340	.127	.720	-.042
270	116	.442	.134	.830	.047
270	117	.555	.175	1.053	.035
270	118	.594	.187	1.140	-.169
270	119	-.235	.046	-.049	-.455
270	120	-.114	.053	.066	-.295
270	121	.040	.084	.329	-.182
270	122	.197	.103	.538	-.089
270	123	.285	.115	.703	-.038
270	124	.375	.118	.767	.039
270	125	.471	.152	.954	.054
270	126	.561	.171	1.086	-.252
270	127	.568	.178	1.124	-.278
270	128	-.277	.045	-.115	-.499
270	129	-.169	.061	.074	-.407
270	130	-.003	.078	.322	-.243
270	131	.115	.097	.444	-.135
270	132	.212	.103	.535	-.037
270	133	.300	.133	.701	-.020
270	134	.408	.153	.871	.033
270	135	.500	.172	1.084	-.165
270	136	.508	.169	1.090	-.098
270	137	-.319	.052	-.079	-.555
270	138	-.200	.053	.027	-.391
270	139	-.083	.064	.191	-.270
270	140	.025	.066	.320	-.164
270	141	.118	.088	.487	-.090
270	142	.235	.108	.647	-.032
270	143	.334	.139	.850	-.040
270	144	.426	.154	.972	-.130
270	145	.434	.190	1.055	-.260
270	146	-.345	.054	-.160	-.548
270	147	-.285	.046	-.104	-.497
270	148	-.214	.037	-.046	-.371
270	149	-.133	.047	.078	-.276
270	150	-.014	.056	.211	-.176
270	151	.104	.081	.417	-.116
270	152	.227	.108	.605	-.065
270	153	.326	.164	.944	-.400
270	154	.358	.187	.995	-.419
270	155	-.337	.059	-.106	-.586
270	156	-.300	.044	-.136	-.466
270	157	-.252	.046	-.116	-.409
270	158	-.172	.042	-.039	-.341
270	159	-.099	.044	.078	-.266
270	160	-.005	.059	.239	-.155
270	161	.108	.102	.559	-.142
270	162	.225	.145	.786	-.319
270	163	.255	.174	.861	-.554
270	164	-.316	.053	-.111	-.508
270	165	-.305	.052	-.103	-.516
270	166	-.211	.041	-.058	-.374
270	167	-.185	.043	-.017	-.428
270	168	-.101	.044	.084	-.275
270	169	-.029	.062	.304	-.274
270	170	.064	.074	.465	-.219
270	171	.144	.118	.733	-.302
270	172	.177	.140	.762	-.337
270	173	-.326	.063	-.117	-.637
270	174	-.286	.054	-.127	-.523
270	175	-.176	.041	.037	-.320
270	176	-.107	.042	.073	-.242
270	177	-.060	.053	.209	-.199
270	178	.037	.082	.398	-.168
270	179	.100	.099	.502	-.162
270	180	.088	.110	.566	-.277
270	181	.091	.117	.624	-.330
270	201	.184	.233	.897	-.753
270	202	.158	.119	.580	-.462
270	203	.014	.099	.411	-.356
270	204	-.035	.085	.297	-.343
270	205	-.091	.076	.175	-.385
270	206	-.184	.054	.018	-.375
270	207	-.263	.053	-.059	-.463
270	208	.367	.254	1.025	-.660
270	209	.363	.211	.853	-.711
270	210	.266	.114	.587	-.107
270	211	.172	.108	.553	-.137
270	212	.050	.089	.460	-.243
270	213	-.127	.060	.187	-.292
270	214	-.254	.040	-.057	-.382
270	215	.348	.253	1.073	-.439
270	216	.385	.220	.957	-.520
270	217	.333	.132	.801	-.144
270	218	.208	.096	.545	-.067
270	219	.072	.084	.404	-.184
270	220	-.129	.056	.102	-.305
270	221	-.260	.044	-.082	-.420
270	222	.314	.226	.942	-.370
270	223	.345	.225	.945	-.488
270	224	.291	.130	.775	-.183
270	225	.179	.105	.515	-.168
270	226	.028	.071	.287	-.190
270	227	-.159	.056	.076	-.326
270	228	-.295	.047	-.123	-.438
270	229	.265	.227	.878	-.516
270	230	.293	.158	.700	-.372
270	231	.239	.119	.651	-.152
270	232	.126	.097	.517	-.130
270	233	-.001	.077	.286	-.245
270	234	-.196	.046	.013	-.360
270	235	-.295	.048	-.057	-.461
270	236	.258	.174	.912	-.343
270	237	.263	.133	.784	-.274
270	238	.177	.092	.515	-.042
270	239	.096	.087	.446	-.133
270	240	-.031	.073	.250	-.228
270	241	-.197	.057	.029	-.393
270	242	-.320	.046	-.140	-.474
270	243	.213	.135	.725	-.505
270	244	.199	.105	.672	-.153
270	245	.123	.086	.587	-.097
270	246	.037	.064	.377	-.135
270	247	-.052	.061	.274	-.260
270	248	-.233	.059	.052	-.440
270	249	-.363	.062	-.129	-.585
270	250	.136	.089	.635	-.250
270	251	.141	.080	.637	-.096
270	252	.082	.064	.430	-.130
270	253	.032	.060	.429	-.153
270	254	-.059	.048	.240	-.200
270	255	-.220	.060	.056	-.485
270	256	-.376	.082	-.118	-.738
270	257	.115	.083	.466	-.292
270	258	.110	.066	.397	-.137
270	259	.101	.065	.382	-.047
270	260	.079	.065	.355	-.073
270	261	.016	.057	.295	-.124
270	262	-.114	.046	.123	-.230
270	263	-.247	.067	.068	-.552
270	264	.026	.049	.279	-.106
270	265	.043	.057	.286	-.108
270	266	-.018	.057	.239	-.179
270	267	.052	.058	.334	-.119
270	268	.024	.052	.308	-.152
270	269	.117	.093	.592	-.132
270	270	.117	.084	.532	-.067
270	271	.073	.061	.334	-.118
270	272	-.032	.057	.297	-.172
270	273	.101	.074	.443	-.082
270	274	.046	.057	.362	-.128
270	275	.036	.055	.319	-.118
270	276	-.230	.081	.047	-.601
270	277	.009	.067	.328	-.203
270	278	.011	.064	.287	-.185
270	301	-.447	.057	-.245	-.673
270	302	-.454	.058	-.233	-.695
270	303	-.461	.059	-.219	-.708
270	304	-.457	.062	-.201	-.679

APPENDIX A -- PRESSURE DATA: CONFIGURATION A ; REPUBLIC PLAZA, DENVER

WD	TAP	CPMEAN	CPRMS	CPMAX	CPMIN
270	305	-.462	.081	-.218	-.974
270	306	-.497	.130	-.183	-1.331
270	307	-.533	.192	-.126	-1.575
270	308	-.515	.154	-.167	-1.612
270	309	-.469	.129	-.151	-1.374
270	310	-.431	.046	-.281	-.582
270	311	-.433	.047	-.294	-.606
270	312	-.435	.043	-.305	-.588
270	313	-.445	.048	-.302	-.683
270	314	-.458	.055	-.304	-.922
270	315	-.474	.077	-.304	-1.268
270	316	-.477	.073	-.315	-.822
270	317	-.489	.096	-.228	-1.021
270	318	-.506	.112	-.226	-1.155
270	319	-.446	.049	-.248	-.640
270	320	-.447	.045	-.266	-.624
270	321	-.453	.049	-.258	-.646
270	322	-.462	.049	-.279	-.662
270	323	-.460	.047	-.319	-.623
270	324	-.468	.048	-.346	-.679
270	325	-.480	.063	-.327	-.740
270	326	-.501	.084	-.286	-1.109
270	327	-.515	.089	-.214	-.991
270	328	-.457	.045	-.293	-.600
270	329	-.460	.048	-.317	-.618
270	330	-.468	.048	-.324	-.635
270	331	-.482	.051	-.304	-.679
270	332	-.486	.050	-.327	-.679
270	333	-.499	.059	-.327	-.760
270	334	-.512	.071	-.299	-.806
270	335	-.513	.085	-.285	-1.000
270	336	-.520	.082	-.295	-.967
270	337	-.484	.054	-.310	-.693
270	338	-.483	.053	-.309	-.665
270	339	-.493	.056	-.324	-.698
270	340	-.495	.052	-.332	-.699
270	341	-.504	.058	-.335	-.755
270	342	-.513	.062	-.349	-.758
270	343	-.530	.074	-.336	-.983
270	344	-.541	.080	-.319	-.950
270	345	-.551	.091	-.292	-1.051
270	346	-.515	.072	-.304	-.784
270	347	-.515	.071	-.268	-.798
270	348	-.517	.065	-.315	-.776
270	349	-.525	.071	-.302	-.815
270	350	-.532	.072	-.347	-.935
270	351	-.526	.072	-.346	-.837
270	352	-.532	.071	-.346	-.824
270	353	-.550	.096	-.287	-1.061
270	354	-.559	.102	-.226	-1.069
270	355	-.591	.091	-.287	-.935
270	356	-.592	.085	-.324	-.892
270	357	-.606	.098	-.327	-1.081
270	358	-.619	.103	-.375	-1.031
270	359	-.595	.099	-.336	-1.120
270	360	-.575	.086	-.377	-.928
270	361	-.570	.096	-.322	-1.029
270	362	-.583	.120	-.263	-1.319
270	363	-.600	.140	-.141	-1.458
270	364	-.630	.122	-.363	-1.382
270	365	-.641	.143	-.340	-1.651
270	366	-.671	.149	-.329	-1.490
270	367	-.622	.111	-.142	-1.230
270	368	-.586	.098	-.240	-1.173
270	369	-.577	.098	-.356	-1.096
270	370	-.568	.089	-.297	-1.066
270	371	-.503	.103	-.133	-.968
270	372	-.523	.125	-.045	-1.435
270	373	-.318	.065	-.103	-.605
270	374	-.470	.086	-.223	-1.014
270	375	-.441	.105	.061	-.974
270	376	-.458	.080	-.173	-.952
270	377	-.431	.061	-.245	-.714
270	378	-.351	.117	.206	-.861
270	379	-.110	.120	.507	-.456
270	401	-.424	.090	-.164	-1.149
270	402	-.403	.066	-.183	-.897
270	403	-.428	.066	-.131	-.794
270	404	-.429	.066	-.140	-.756
270	405	-.432	.060	-.216	-.724
270	406	-.412	.048	-.258	-.625
270	407	-.432	.056	-.250	-.673
270	408	-.423	.062	-.198	-.731
270	409	-.418	.057	-.213	-.690
270	410	-.405	.044	-.253	-.584
270	411	-.429	.049	-.259	-.588
270	412	-.414	.047	-.262	-.585
270	413	-.415	.050	-.249	-.588
270	414	-.404	.043	-.262	-.557
270	415	-.480	.063	-.241	-.789
270	416	-.446	.056	-.257	-.726
270	417	-.441	.050	-.247	-.634
270	418	-.427	.043	-.258	-.609
270	419	-.442	.049	-.250	-.625
270	420	-.421	.049	-.227	-.585
270	421	-.428	.051	-.161	-.652
270	422	-.479	.064	-.233	-.927
270	423	-.483	.068	-.232	-.906
270	424	-.454	.060	-.262	-.713
270	425	-.444	.058	-.265	-.792
270	426	-.431	.048	-.290	-.700
270	427	-.443	.056	-.268	-.810
270	428	-.424	.055	-.246	-.765
270	429	-.510	.075	-.229	-.833
270	430	-.486	.064	-.237	-.695
270	431	-.486	.071	-.232	-.744
270	432	-.459	.068	-.209	-.747
270	433	-.455	.069	-.256	-.762
270	434	-.441	.059	-.274	-.682
270	435	-.456	.069	-.243	-.762
270	436	-.529	.080	-.237	-.804
270	437	-.501	.076	-.139	-.790
270	438	-.466	.063	-.256	-.745
270	439	-.466	.067	-.236	-.803
270	440	-.436	.069	-.188	-1.008
270	441	-.423	.074	-.175	-.828
270	442	-.414	.066	-.183	-.791
270	443	-.535	.109	-.145	-1.155
270	444	-.500	.100	-.010	-.933
270	445	-.493	.095	-.136	-.871
270	446	-.453	.071	-.174	-.822
270	447	-.433	.074	-.165	-.984
270	448	-.392	.077	-.033	-.811
270	449	-.381	.077	-.096	-.747
270	450	-.529	.137	-.043	-1.375
270	451	-.525	.138	-.028	-1.295
270	452	-.466	.103	.036	-1.113
270	453	-.445	.090	-.136	-.918
270	454	-.403	.071	-.117	-.827
270	455	-.387	.081	-.117	-.799
270	456	-.359	.081	-.046	-.708
270	457	-.423	.162	.180	-1.235
270	458	-.416	.135	.107	-1.040
270	459	-.457	.116	.089	-.995
270	460	-.448	.100	-.175	-.999
270	461	-.448	.095	-.218	-1.101
270	462	-.423	.079	-.183	-.845
270	463	-.429	.090	-.154	-.885
270	464	-.437	.100	-.102	-1.099
270	465	-.407	.090	-.072	-.827
270	466	-.422	.092	-.116	-.930
270	467	-.421	.091	-.115	-.960
270	468	-.417	.092	-.172	-.829
270	469	-.400	.154	.321	-1.074
270	470	-.384	.144	.252	-.967
270	471	-.385	.113	.001	-.862
270	472	-.434	.104	-.128	-1.005
270	473	-.410	.101	-.086	-.893
270	474	-.425	.092	-.135	-.834
270	475	-.418	.086	-.150	-.782

APPENDIX A -- PRESSURE DATA: CONFIGURATION A : REPUBLIC PLAZA, DENVER

WD	TAP	CPMEAN	CPRMS	CPMAX	CPMIN
270	476	-.420	.085	-.161	-.820
270	477	-.397	.086	-.152	-.758
270	478	-.390	.078	-.174	-.720
270	601	-.005	.055	.302	-.203
270	602	-.072	.069	.178	-.649
270	603	-.504	.095	-.044	-1.274
270	604	-.124	.059	.165	-.424
270	605	-.503	.110	-.067	-1.091
270	606	-.467	.159	-.024	-1.066
270	607	-.109	.052	.083	-.319
270	608	-.073	.055	.170	-.304
270	609	-.146	.058	.076	-.450
270	610	-.014	.043	.161	-.158
270	611	-.030	.041	.177	-.157
270	612	-.080	.073	.172	-.409
270	613	-.023	.049	.212	-.186
270	614	-.178	.102	.285	-.491
270	615	.105	.087	.570	-.145
270	616	-.032	.069	.332	-.283
270	617	.023	.069	.376	-.162
270	618	.050	.096	.515	-.214
270	619	.007	.063	.473	-.359
270	620	-.020	.061	.306	-.229
270	621	.124	.087	.612	-.236
270	622	.151	.108	.635	-.137
270	623	.151	.094	.572	-.112
270	624	.053	.062	.327	-.158
270	625	.085	.086	.464	-.291
270	626	.010	.072	.356	-.287
270	627	-.001	.047	.233	-.166
270	628	-.030	.051	.271	-.203
270	629	-.016	.042	.212	-.146
270	630	-.083	.053	.255	-.285
270	631	-.052	.071	.175	-.503
270	632	-.058	.080	.208	-.480
270	633	-.007	.040	.171	-.129
270	634	.002	.041	.377	-.160
270	635	-.028	.045	.283	-.176
270	636	-.149	.049	.107	-.433
270	637	-.097	.047	.138	-.303
270	638	-.239	.058	-.015	-.498
270	639	-.149	.060	.043	-.460
270	640	-.043	.048	.203	-.170
270	641	-.207	.103	.331	-.605
270	642	-.524	.158	.062	-1.216
270	643	-.052	.056	.184	-.204
270	644	-.670	.240	.060	-2.014
270	645	.004	.060	.292	-.191
270	646	-.357	.066	-.107	-.739
270	647	-.008	.068	.296	-.198

WD	TAP	CPMEAN	CPRMS	CPMAX	CPMIN
270	648	-.448	.121	.009	-1.259
270	649	-.550	.117	-.038	-1.142
270	650	.071	.054	.338	-.150
270	651	-.000	.076	.405	-.291
270	652	-.386	.069	-.051	-.676
270	653	.019	.081	.365	-.251
270	701	-.322	.104	.180	-.842
270	702	-.361	.077	-.114	-.847
270	703	-.250	.094	.083	-.800
270	704	-.185	.101	.210	-.776
270	705	-.313	.142	.196	-1.078
270	706	-.342	.118	.129	-.820
270	707	-.447	.195	.119	-1.348
270	708	-.438	.108	-.053	-1.000
270	709	-.385	.100	-.103	-1.176
270	710	-.380	.210	.389	-1.310
270	711	-.328	.125	.129	-.737
270	712	-.400	.107	.094	-.832
270	713	-.357	.143	.075	-.897
270	714	-.387	.069	-.186	-.713
270	715	-.509	.092	-.260	-.916
270	716	-.279	.075	-.040	-.627
270	717	-.362	.060	-.120	-.670
270	718	-.457	.076	-.250	-.778
270	719	-.332	.153	.070	-1.249
270	720	-.102	.067	.143	-.430
270	721	-.103	.042	.050	-.316
270	722	-.084	.062	.131	-.350
270	723	-.044	.089	.343	-.354
270	724	-.089	.047	.098	-.255
270	725	-.059	.047	.104	-.206
270	726	-.107	.084	.149	-.540
270	727	-.190	.100	.212	-1.049
270	728	-.276	.187	.423	-1.090
270	729	-.076	.053	.185	-.438
270	730	-.127	.078	.126	-.639
270	731	-.174	.175	.534	-1.047
270	732	-.358	.152	.276	-.975
280	1	-.684	.193	-.226	-1.426
280	2	-.582	.119	-.216	-1.026
280	3	-.474	.109	-.125	-1.208
280	4	-.676	.189	-.200	-1.521
280	5	-.532	.129	.027	-1.319
280	6	-.651	.133	-.188	-1.293
280	7	-.531	.120	-.144	-1.239
280	8	-.609	.134	-.165	-1.223
280	9	-.645	.149	-.192	-1.289
280	10	-.507	.128	-.129	-1.010
280	11	-.566	.105	-.185	-1.057
280	12	-.529	.120	.119	-1.076

WD	TAP	CPMEAN	CPRMS	CPMAX	CPMIN
280	13	-.570	.131	-.112	-1.104
280	14	-.445	.111	-.030	-.868
280	15	-.504	.100	-.064	-.888
280	16	-.498	.100	-.151	-.930
280	17	-.432	.112	.102	-.898
280	18	-.498	.112	-.030	-.893
280	19	-.338	.140	.208	-.809
280	20	-.422	.092	-.022	-.827
280	101	-.152	.071	.106	-.495
280	102	-.127	.074	.152	-.505
280	103	-.068	.085	.241	-.351
280	104	-.029	.082	.214	-.317
280	105	-.033	.098	.274	-.375
280	106	.026	.105	.354	-.316
280	107	.139	.127	.644	-.404
280	108	.201	.127	.614	-.387
280	109	.242	.156	.731	-.414
280	110	-.128	.061	.128	-.349
280	111	.019	.079	.304	-.263
280	112	.174	.095	.450	-.147
280	113	.283	.126	.631	-.140
280	114	.376	.137	.779	-.052
280	115	.457	.133	.848	.016
280	116	.547	.130	.919	.100
280	117	.604	.158	1.073	.058
280	118	.571	.160	1.057	.046
280	119	-.154	.057	.058	-.355
280	120	-.017	.066	.211	-.241
280	121	.158	.100	.487	-.190
280	122	.312	.116	.673	-.067
280	123	.412	.131	.856	.050
280	124	.493	.133	.926	.110
280	125	.569	.165	1.130	.115
280	126	.595	.173	1.204	.059
280	127	.550	.171	1.115	-.061
280	128	-.202	.051	.016	-.393
280	129	-.074	.071	.257	-.299
280	130	.111	.092	.508	-.134
280	131	.240	.108	.598	-.093
280	132	.336	.112	.698	-.005
280	133	.424	.140	.875	.017
280	134	.518	.154	1.003	.089
280	135	.520	.164	1.029	.058
280	136	.451	.147	.894	-.018
280	137	-.258	.058	-.061	-.645
280	138	-.129	.064	.098	-.477
280	139	-.023	.072	.250	-.286
280	140	.071	.075	.304	-.168
280	141	.151	.100	.477	-.122
280	142	.251	.118	.647	-.015

APPENDIX A -- PRESSURE DATA: CONFIGURATION A ; REPUBLIC PLAZA, DENVER

WD	TAP	CPMEAN	CPRMS	CPMAX	CPMIN
280	143	.375	.142	.817	.027
280	144	.433	.148	.940	.047
280	145	.408	.165	1.021	-.053
280	146	-.312	.052	-.099	-.514
280	147	-.260	.045	-.086	-.513
280	148	-.186	.036	-.045	-.351
280	149	-.101	.046	.078	-.277
280	150	.007	.054	.198	-.225
280	151	.091	.078	.336	-.179
280	152	.207	.108	.580	-.064
280	153	.317	.165	.934	-.192
280	154	.352	.171	.979	-.208
280	155	-.336	.062	-.116	-.582
280	156	-.292	.046	-.144	-.450
280	157	-.227	.048	-.035	-.438
280	158	-.148	.048	.035	-.349
280	159	-.100	.049	.071	-.307
280	160	-.045	.056	.167	-.321
280	161	.063	.103	.548	-.277
280	162	.212	.151	.879	-.253
280	163	.239	.165	.915	-.320
280	164	-.346	.064	-.159	-.621
280	165	-.316	.061	-.149	-.567
280	166	-.208	.047	-.013	-.397
280	167	-.194	.047	.002	-.417
280	168	-.130	.043	.029	-.317
280	169	-.078	.053	.171	-.289
280	170	-.001	.071	.356	-.233
280	171	.096	.123	.621	-.453
280	172	.141	.155	.787	-.452
280	173	-.353	.067	-.134	-.869
280	174	-.327	.064	-.052	-.587
280	175	-.207	.047	.006	-.371
280	176	-.171	.040	.041	-.316
280	177	-.136	.045	.046	-.294
280	178	-.055	.060	.245	-.214
280	179	.002	.075	.358	-.178
280	180	.037	.111	.608	-.385
280	181	.032	.124	.593	-.414
280	201	-.346	.241	.559	-1.264
280	202	-.239	.251	.321	-.978
280	203	-.078	.093	.208	-.767
280	204	-.116	.071	.194	-.510
280	205	-.161	.067	.076	-.372
280	206	-.224	.045	-.035	-.400
280	207	-.280	.047	-.103	-.479
280	208	-.221	.241	.659	-1.039
280	209	-.168	.294	.667	-1.478
280	210	.090	.127	.408	-.771
280	211	.038	.080	.351	-.560
280	212	-.056	.063	.232	-.325
280	213	-.191	.046	-.020	-.358
280	214	-.277	.034	-.154	-.408
280	215	-.151	.235	.687	-1.152
280	216	-.143	.276	.694	-1.227
280	217	.055	.213	.453	-1.042
280	218	.057	.069	.256	-.393
280	219	-.048	.054	.147	-.253
280	220	-.191	.038	-.038	-.313
280	221	-.271	.034	-.129	-.397
280	222	-.149	.211	.600	-.856
280	223	-.113	.277	.675	-1.074
280	224	.078	.177	.474	-.919
280	225	.035	.084	.322	-.417
280	226	-.073	.050	.127	-.274
280	227	-.205	.041	-.037	-.366
280	228	-.294	.038	-.150	-.467
280	229	-.087	.248	.866	-.991
280	230	.007	.218	.669	-.945
280	231	.116	.103	.589	-.730
280	232	.028	.072	.399	-.198
280	233	-.073	.058	.155	-.227
280	234	-.217	.038	-.030	-.343
280	235	-.286	.044	-.081	-.460
280	236	.140	.168	.811	-.495
280	237	.206	.119	.662	-.343
280	238	.123	.072	.433	-.079
280	239	.041	.065	.307	-.123
280	240	-.069	.052	.192	-.218
280	241	-.209	.045	.019	-.358
280	242	-.300	.041	-.169	-.445
280	243	.227	.129	.697	-.315
280	244	.197	.103	.584	-.140
280	245	.102	.072	.477	-.119
280	246	.017	.050	.299	-.134
280	247	-.071	.049	.181	-.231
280	248	-.223	.049	-.013	-.467
280	249	-.321	.059	-.092	-.518
280	250	.148	.092	.518	-.246
280	251	.138	.083	.466	-.192
280	252	.076	.064	.354	-.155
280	253	.018	.050	.221	-.215
280	254	-.069	.038	.087	-.306
280	255	-.220	.055	-.049	-.555
280	256	-.350	.075	-.165	-.772
280	257	.102	.082	.497	-.193
280	258	.102	.067	.411	-.104
280	259	.091	.069	.395	-.064
280	260	.068	.068	.364	-.080
280	261	.013	.058	.238	-.151
280	262	-.101	.050	.182	-.276
280	263	-.218	.076	.218	-.546
280	264	.015	.047	.243	-.127
280	265	.038	.056	.295	-.123
280	266	-.024	.056	.209	-.198
280	267	.044	.057	.293	-.133
280	268	.013	.054	.301	-.154
280	269	.099	.085	.534	-.138
280	270	.109	.083	.439	-.081
280	271	.067	.069	.397	-.103
280	272	-.045	.056	.281	-.209
280	273	.090	.078	.490	-.109
280	274	.039	.061	.333	-.105
280	275	.028	.059	.317	-.110
280	276	-.238	.076	.095	-.623
280	277	.003	.072	.293	-.180
280	278	.010	.069	.279	-.191
280	301	-.361	.057	-.136	-.608
280	302	-.367	.059	-.140	-.607
280	303	-.373	.062	-.093	-.590
280	304	-.372	.066	-.150	-.858
280	305	-.424	.150	-.067	-1.712
280	306	-.439	.176	-.105	-1.546
280	307	-.395	.137	-.012	-1.692
280	308	-.370	.085	-.129	-.965
280	309	-.371	.090	-.092	-1.105
280	310	-.355	.044	-.207	-.500
280	311	-.358	.044	-.184	-.501
280	312	-.359	.040	-.210	-.507
280	313	-.375	.048	-.212	-.669
280	314	-.393	.060	-.202	-.702
280	315	-.381	.065	-.189	-.827
280	316	-.361	.052	-.205	-.751
280	317	-.367	.065	-.197	-.765
280	318	-.377	.072	-.185	-.791
280	319	-.364	.040	-.218	-.510
280	320	-.361	.036	-.240	-.504
280	321	-.371	.040	-.248	-.552
280	322	-.381	.040	-.272	-.572
280	323	-.387	.039	-.280	-.558
280	324	-.386	.037	-.276	-.561
280	325	-.392	.047	-.234	-.642
280	326	-.403	.063	-.187	-.734
280	327	-.404	.075	-.163	-.947
280	328	-.371	.041	-.240	-.497
280	329	-.376	.044	-.236	-.515
280	330	-.384	.044	-.244	-.513
280	331	-.401	.045	-.242	-.570
280	332	-.404	.043	-.260	-.580
280	333	-.413	.049	-.248	-.728

APPENDIX A -- PRESSURE DATA: CONFIGURATION A ; REPUBLIC PLAZA, DENVER

WD	TAP	CPMEAN	CPRMS	CPMAX	CPMIN
280	334	-.422	.055	-.229	-.649
280	335	-.433	.078	-.204	-.899
280	336	-.439	.078	-.143	-.801
280	337	-.403	.054	-.224	-.579
280	338	-.404	.053	-.229	-.580
280	339	-.409	.050	-.256	-.597
280	340	-.415	.049	-.264	-.756
280	341	-.427	.055	-.234	-.836
280	342	-.437	.058	-.264	-.697
280	343	-.436	.067	-.240	-.851
280	344	-.444	.076	-.243	-.820
280	345	-.458	.094	-.102	-1.058
280	346	-.403	.062	-.155	-.711
280	347	-.411	.059	-.240	-.606
280	348	-.416	.055	-.255	-.811
280	349	-.431	.061	-.239	-.733
280	350	-.449	.066	-.232	-.789
280	351	-.449	.074	-.266	-.810
280	352	-.443	.070	-.188	-.808
280	353	-.447	.095	-.131	-.961
280	354	-.459	.111	-.133	-1.196
280	355	-.456	.089	-.206	-.834
280	356	-.459	.081	-.240	-.820
280	357	-.479	.093	-.253	-1.027
280	358	-.489	.089	-.282	-1.102
280	359	-.485	.087	-.288	-.942
280	360	-.479	.084	-.250	-.915
280	361	-.467	.093	-.195	-.931
280	362	-.450	.102	-.058	-.920
280	363	-.470	.134	-.065	-1.644
280	364	-.576	.146	-.293	-1.359
280	365	-.593	.171	-.268	-1.533
280	366	-.613	.168	-.274	-1.606
280	367	-.538	.097	-.275	-.914
280	368	-.496	.095	-.200	-.967
280	369	-.498	.106	-.244	-1.050
280	370	-.487	.088	-.191	-.930
280	371	-.461	.113	.019	-1.074
280	372	-.486	.137	.107	-1.449
280	373	-.312	.057	-.130	-.532
280	374	-.461	.071	-.232	-.769
280	375	-.425	.091	-.066	-.840
280	376	-.437	.072	-.200	-.880
280	377	-.391	.051	-.254	-.604
280	378	-.384	.112	.015	-.883
280	379	-.175	.096	.334	-.476
280	401	-.401	.084	-.126	-.902
280	402	-.402	.067	-.215	-.740
280	403	-.419	.075	-.170	-.761
280	404	-.410	.071	-.188	-.729
280	405	-.412	.065	-.081	-.748
280	406	-.407	.052	-.217	-.629
280	407	-.412	.060	-.182	-.666
280	408	-.387	.070	-.127	-1.228
280	409	-.386	.055	-.161	-.706
280	410	-.394	.044	-.228	-.651
280	411	-.404	.049	-.234	-.609
280	412	-.380	.047	-.220	-.565
280	413	-.381	.051	-.215	-.587
280	414	-.387	.045	-.239	-.572
280	415	-.426	.057	-.213	-.729
280	416	-.395	.051	-.215	-.668
280	417	-.389	.046	-.242	-.601
280	418	-.395	.041	-.260	-.570
280	419	-.398	.047	-.245	-.580
280	420	-.372	.047	-.213	-.560
280	421	-.385	.049	-.233	-.594
280	422	-.437	.063	-.169	-1.204
280	423	-.435	.067	-.193	-1.064
280	424	-.405	.059	-.197	-.806
280	425	-.403	.057	-.213	-.688
280	426	-.405	.050	-.253	-.602
280	427	-.406	.057	-.213	-.648
280	428	-.383	.057	-.170	-.617
280	429	-.448	.081	-.121	-1.054
280	430	-.444	.066	-.219	-1.007
280	431	-.438	.070	-.227	-.804
280	432	-.407	.068	-.190	-.939
280	433	-.405	.064	-.213	-.770
280	434	-.407	.056	-.228	-.737
280	435	-.410	.065	-.211	-.786
280	436	-.471	.098	-.116	-1.196
280	437	-.462	.084	-.166	-1.029
280	438	-.454	.060	-.255	-.685
280	439	-.447	.065	-.222	-.835
280	440	-.407	.063	-.174	-.702
280	441	-.398	.069	-.166	-.898
280	442	-.405	.064	-.201	-.851
280	443	-.539	.146	-.105	-1.326
280	444	-.499	.123	-.183	-1.266
280	445	-.487	.109	-.184	-1.245
280	446	-.482	.092	-.224	-1.317
280	447	-.465	.096	-.211	-1.222
280	448	-.425	.094	-.141	-1.151
280	449	-.429	.101	-.117	-1.089
280	450	-.539	.159	-.058	-1.749
280	451	-.530	.144	-.053	-1.521
280	452	-.530	.147	-.174	-1.492
280	453	-.519	.128	-.244	-1.192
280	454	-.484	.091	-.278	-.982
280	455	-.467	.102	-.186	-.973
280	456	-.435	.102	-.113	-.903
280	457	-.334	.133	.207	-1.103
280	458	-.379	.107	.053	-.955
280	459	-.516	.131	.210	-1.401
280	460	-.532	.133	-.161	-1.327
280	461	-.492	.109	-.233	-1.386
280	462	-.488	.093	-.253	-1.140
280	463	-.488	.103	-.238	-1.243
280	464	-.505	.144	.135	-1.346
280	465	-.460	.104	-.052	-1.079
280	466	-.478	.108	-.245	-1.088
280	467	-.459	.101	-.209	-1.021
280	468	-.471	.102	-.198	-1.072
280	469	-.263	.148	.268	-.817
280	470	-.323	.134	.177	-1.264
280	471	-.404	.114	.113	-.874
280	472	-.515	.146	.039	-1.455
280	473	-.451	.113	.016	-1.011
280	474	-.467	.104	-.214	-1.055
280	475	-.478	.095	-.233	-.958
280	476	-.466	.114	-.191	-1.376
280	477	-.472	.106	-.155	-1.007
280	478	-.478	.094	-.228	-.964
280	601	-.013	.064	.383	-.200
280	602	-.127	.078	.099	-.618
280	603	-.482	.090	-.264	-1.191
280	604	-.150	.065	.170	-.493
280	605	-.469	.101	-.045	-.961
280	606	-.411	.142	.023	-.954
280	607	-.140	.052	.158	-.333
280	608	-.095	.052	.177	-.313
280	609	-.169	.054	.066	-.449
280	610	-.028	.043	.149	-.223
280	611	-.044	.039	.113	-.197
280	612	-.069	.062	.146	-.472
280	613	-.031	.046	.144	-.235
280	614	-.188	.108	.365	-.535
280	615	.061	.095	.546	-.185
280	616	-.060	.073	.285	-.366
280	617	-.004	.074	.405	-.204
280	618	-.011	.087	.477	-.235
280	619	-.034	.060	.339	-.319
280	620	-.013	.067	.313	-.198
280	621	.065	.087	.543	-.221
280	622	.084	.102	.540	-.156
280	623	.087	.090	.494	-.128
280	624	.011	.060	.294	-.193
280	625	.025	.082	.443	-.207
280	626	-.013	.060	.264	-.282

APPENDIX A -- PRESSURE DATA: CONFIGURATION A ; REPUBLIC PLAZA, DENVER

WD	TAP	CPMEAN	CPRMS	CPMAX	CPMIN
280	627	-.017	.045	.268	-.147
280	628	-.036	.047	.139	-.179
280	629	-.036	.043	.189	-.171
280	630	-.087	.044	.093	-.270
280	631	-.039	.056	.332	-.331
280	632	-.041	.064	.238	-.418
280	633	-.019	.039	.246	-.126
280	634	-.015	.041	.161	-.160
280	635	-.026	.042	.229	-.142
280	636	-.154	.053	.008	-.413
280	637	-.111	.043	.128	-.268
280	638	-.283	.057	.079	-.514
280	639	-.151	.060	.070	-.538
280	640	-.065	.049	.254	-.205
280	641	-.261	.102	.254	-.579
280	642	-.567	.140	-.027	-1.189
280	643	-.078	.049	.139	-.228
280	644	-.619	.180	.006	-1.404
280	645	-.045	.054	.211	-.271
280	646	-.358	.067	-.192	-.647
280	647	.011	.086	.390	-.281
280	648	-.494	.149	.009	-1.131
280	649	-.527	.101	-.133	-.954
280	650	.074	.058	.396	-.062
280	651	-.004	.082	.358	-.414
280	652	-.407	.067	-.223	-.676
280	653	.016	.083	.483	-.198
280	701	-.337	.104	.120	-.759
280	702	-.338	.067	-.145	-.726
280	703	-.309	.100	.051	-.827
280	704	-.233	.150	.140	-1.292
280	705	-.396	.150	.084	-1.267
280	706	-.184	.132	.278	-.603
280	707	-.186	.168	.518	-.877
280	708	-.358	.124	.163	-.811
280	709	-.348	.085	-.078	-1.107
280	710	-.097	.176	.691	-1.040
280	711	-.122	.159	.510	-.531
280	712	-.330	.158	.572	-.956
280	713	-.236	.137	.460	-.783
280	714	-.372	.068	-.109	-.616
280	715	-.435	.084	-.204	-.860
280	716	-.259	.065	-.026	-.587
280	717	-.359	.064	-.044	-.606
280	718	-.397	.073	-.177	-.755
280	719	-.285	.117	.014	-.913
280	720	-.152	.066	.111	-.538
280	721	-.122	.046	.054	-.332
280	722	-.089	.060	.209	-.407
280	723	-.106	.084	.309	-.560

WD	TAP	CPMEAN	CPRMS	CPMAX	CPMIN
280	724	-.110	.050	.111	-.314
280	725	-.064	.050	.139	-.368
280	726	-.103	.070	.162	-.549
280	727	-.234	.091	.163	-.746
280	728	-.304	.139	.305	-1.095
280	729	-.072	.051	.135	-.346
280	730	-.128	.068	.202	-.443
280	731	-.117	.129	.669	-.546
280	732	-.225	.163	.385	-.849
290	1	-.522	.122	-.224	-1.151
290	2	-.484	.113	-.170	-1.094
290	3	-.427	.088	-.160	-1.089
290	4	-.514	.133	-.131	-1.216
290	5	-.451	.111	-.159	-1.367
290	6	-.542	.108	-.215	-1.087
290	7	-.461	.106	-.139	-1.161
290	8	-.528	.131	.091	-1.190
290	9	-.555	.150	.004	-1.140
290	10	-.558	.133	-.165	-1.299
290	11	-.480	.110	-.049	-1.001
290	12	-.475	.120	.047	-1.014
290	13	-.523	.130	-.135	-1.121
290	14	-.460	.110	-.122	-.915
290	15	-.425	.091	-.018	-.869
290	16	-.462	.121	.031	-.953
290	17	-.435	.117	.026	-.942
290	18	-.365	.137	.205	-.838
290	19	-.426	.110	.046	-.951
290	20	-.432	.112	-.031	-1.083
290	101	-.054	.083	.210	-.406
290	102	-.024	.086	.238	-.383
290	103	.038	.098	.405	-.548
290	104	.081	.094	.443	-.469
290	105	.086	.112	.549	-.506
290	106	.137	.114	.574	-.278
290	107	.241	.132	.660	-.303
290	108	.248	.124	.640	-.251
290	109	.225	.148	.757	-.350
290	110	-.035	.074	.214	-.360
290	111	.124	.098	.491	-.209
290	112	.297	.111	.672	-.049
290	113	.408	.140	.865	-.018
290	114	.491	.145	.913	.091
290	115	.557	.150	.936	.098
290	116	.608	.143	.978	.087
290	117	.568	.161	1.011	-.096
290	118	.437	.154	.870	-.226
290	119	-.074	.066	.179	-.349
290	120	.079	.077	.363	-.228
290	121	.270	.114	.711	-.172

WD	TAP	CPMEAN	CPRMS	CPMAX	CPMIN
290	122	.416	.129	.900	-.066
290	123	.519	.145	.986	.085
290	124	.581	.142	1.034	.158
290	125	.616	.167	1.126	.115
290	126	.546	.163	1.023	.074
290	127	.398	.150	.948	-.076
290	128	-.118	.058	.169	-.332
290	129	.025	.084	.375	-.217
290	130	.218	.105	.641	-.066
290	131	.340	.125	.783	-.028
290	132	.425	.124	.791	.078
290	133	.496	.150	.983	.071
290	134	.548	.158	1.038	.078
290	135	.463	.158	1.017	-.002
290	136	.302	.140	.806	-.110
290	137	-.197	.067	.195	-.695
290	138	-.062	.073	.365	-.433
290	139	.071	.085	.445	-.155
290	140	.165	.082	.516	-.064
290	141	.248	.104	.642	-.013
290	142	.343	.118	.749	.050
290	143	.413	.139	.906	.052
290	144	.418	.139	.877	.053
290	145	.333	.158	.876	-.183
290	146	-.307	.056	-.081	-.549
290	147	-.253	.050	-.067	-.496
290	148	-.174	.040	-.039	-.311
290	149	-.084	.049	.123	-.254
290	150	.017	.057	.229	-.185
290	151	.103	.077	.359	-.218
290	152	.216	.102	.600	-.098
290	153	.329	.159	.989	-.239
290	154	.351	.167	1.057	-.271
290	155	-.377	.077	-.078	-.767
290	156	-.315	.054	-.135	-.569
290	157	-.222	.056	-.013	-.463
290	158	-.130	.060	.085	-.511
290	159	-.084	.060	.152	-.402
290	160	-.056	.054	.152	-.330
290	161	.023	.092	.377	-.430
290	162	.169	.150	.744	-.358
290	163	.205	.170	.840	-.489
290	164	-.381	.074	-.190	-.821
290	165	-.320	.073	-.105	-.704
290	166	-.189	.064	.052	-.614
290	167	-.161	.062	.066	-.494
290	168	-.118	.054	.090	-.564
290	169	-.102	.046	.065	-.341
290	170	-.079	.049	.169	-.264
290	171	-.005	.098	.430	-.393

APPENDIX A -- PRESSURE DATA: CONFIGURATION A ; REPUBLIC PLAZA, DENVER

WD	TAP	CPMEAN	CPRMS	CPMAX	CPMIN
290	172	.025	.141	.594	-.740
290	173	-.301	.083	.501	-.667
290	174	-.255	.073	.381	-.501
290	175	-.166	.081	.386	-.493
290	176	-.098	.056	.210	-.284
290	177	-.157	.037	.027	-.316
290	178	-.126	.050	.105	-.327
290	179	-.080	.068	.264	-.332
290	180	-.098	.096	.406	-.431
290	181	-.112	.101	.423	-.516
290	201	-.671	.222	-.102	-2.098
290	202	-.666	.187	.057	-1.529
290	203	-.326	.204	.094	-1.231
290	204	-.209	.107	.152	-.878
290	205	-.208	.068	.026	-.852
290	206	-.246	.043	-.078	-.581
290	207	-.280	.047	-.119	-.612
290	208	-.609	.169	.009	-1.450
290	209	-.619	.191	.126	-1.669
290	210	-.408	.249	.231	-1.245
290	211	-.144	.169	.167	-.999
290	212	-.143	.077	.177	-.627
290	213	-.222	.047	.012	-.553
290	214	-.278	.035	-.029	-.483
290	215	-.503	.161	.089	-1.077
290	216	-.523	.167	.240	-1.199
290	217	-.498	.278	.312	-1.509
290	218	-.264	.220	.221	-1.098
290	219	-.173	.137	.208	-.946
290	220	-.227	.073	.002	-.647
290	221	-.274	.059	-.020	-.835
290	222	-.526	.175	-.056	-1.411
290	223	-.528	.218	.285	-1.676
290	224	-.365	.310	.376	-1.553
290	225	-.141	.187	.235	-1.050
290	226	-.143	.075	.152	-.711
290	227	-.223	.051	.007	-.808
290	228	-.282	.044	-.096	-.703
290	229	-.465	.280	.487	-1.751
290	230	-.407	.295	.316	-1.737
290	231	-.045	.172	.321	-1.234
290	232	-.047	.065	.186	-.624
290	233	-.124	.044	.118	-.318
290	234	-.231	.033	-.066	-.353
290	235	-.277	.040	-.116	-.433
290	236	.030	.180	.602	-.875
290	237	.106	.116	.480	-.616
290	238	.046	.061	.257	-.203
290	239	-.019	.051	.184	-.218
290	240	-.106	.041	.051	-.222

WD	TAP	CPMEAN	CPRMS	CPMAX	CPMIN
290	241	-.202	.039	-.020	-.335
290	242	-.267	.038	-.144	-.392
290	243	.172	.137	.682	-.392
290	244	.142	.111	.543	-.300
290	245	.058	.072	.298	-.214
290	246	-.014	.046	.152	-.211
290	247	-.084	.043	.099	-.286
290	248	-.193	.045	.002	-.374
290	249	-.261	.054	-.073	-.539
290	250	.070	.098	.480	-.340
290	251	.069	.093	.447	-.189
290	252	.032	.066	.356	-.209
290	253	-.009	.052	.213	-.228
290	254	-.078	.039	.098	-.282
290	255	-.196	.054	.002	-.448
290	256	-.294	.074	-.091	-.649
290	257	.038	.091	.419	-.284
290	258	.050	.068	.324	-.176
290	259	.053	.064	.283	-.184
290	260	.033	.061	.245	-.185
290	261	-.024	.060	.215	-.248
290	262	-.107	.045	.137	-.277
290	263	-.207	.067	.125	-.573
290	264	.002	.052	.200	-.160
290	265	.026	.059	.318	-.143
290	266	-.037	.059	.222	-.219
290	267	.027	.060	.295	-.152
290	268	-.001	.058	.304	-.145
290	269	.062	.099	.635	-.167
290	270	.083	.090	.625	-.121
290	271	.062	.075	.421	-.126
290	272	-.050	.061	.273	-.204
290	273	.069	.083	.469	-.113
290	274	.019	.053	.236	-.136
290	275	.010	.051	.227	-.138
290	276	-.228	.070	.023	-.530
290	277	-.006	.067	.312	-.204
290	278	.001	.062	.260	-.206
290	301	-.347	.058	-.112	-.636
290	302	-.350	.059	-.123	-.575
290	303	-.352	.068	-.110	-.912
290	304	-.365	.087	-.141	-.996
290	305	-.368	.098	-.112	-1.430
290	306	-.364	.072	-.140	-1.012
290	307	-.359	.073	-.100	-.721
290	308	-.364	.068	-.117	-.706
290	309	-.366	.081	-.080	-.788
290	310	-.338	.046	-.190	-.582
290	311	-.337	.046	-.153	-.522
290	312	-.341	.041	-.203	-.501

WD	TAP	CPMEAN	CPRMS	CPMAX	CPMIN
290	313	-.346	.047	-.185	-.540
290	314	-.347	.047	-.185	-.607
290	315	-.344	.045	-.170	-.505
290	316	-.341	.043	-.191	-.520
290	317	-.343	.051	-.156	-.614
290	318	-.353	.054	-.157	-.661
290	319	-.343	.044	-.189	-.565
290	320	-.344	.039	-.205	-.520
290	321	-.348	.041	-.205	-.523
290	322	-.353	.040	-.212	-.505
290	323	-.351	.039	-.244	-.498
290	324	-.352	.036	-.253	-.539
290	325	-.354	.041	-.222	-.609
290	326	-.358	.048	-.182	-.763
290	327	-.359	.051	-.170	-.735
290	328	-.348	.041	-.227	-.563
290	329	-.350	.045	-.214	-.570
290	330	-.355	.045	-.222	-.619
290	331	-.355	.041	-.225	-.512
290	332	-.359	.039	-.255	-.532
290	333	-.363	.044	-.222	-.557
290	334	-.365	.048	-.210	-.617
290	335	-.368	.057	-.184	-.989
290	336	-.375	.056	-.143	-.813
290	337	-.348	.051	-.175	-.565
290	338	-.350	.051	-.200	-.560
290	339	-.364	.049	-.225	-.642
290	340	-.372	.045	-.243	-.682
290	341	-.382	.054	-.210	-.805
290	342	-.386	.059	-.210	-.761
290	343	-.376	.062	-.108	-.651
290	344	-.376	.060	-.143	-.670
290	345	-.388	.072	-.087	-.731
290	346	-.348	.052	-.177	-.557
290	347	-.359	.057	-.156	-.565
290	348	-.368	.053	-.208	-.632
290	349	-.388	.063	-.234	-.660
290	350	-.407	.075	-.195	-.950
290	351	-.407	.069	-.122	-.704
290	352	-.394	.066	-.141	-.708
290	353	-.400	.082	-.089	-.979
290	354	-.416	.085	-.080	-.920
290	355	-.352	.073	-.115	-.749
290	356	-.360	.066	-.177	-.717
290	357	-.383	.072	-.192	-.822
290	358	-.418	.082	-.224	-.848
290	359	-.420	.090	-.160	-.905
290	360	-.408	.077	-.096	-.784
290	361	-.397	.088	-.053	-.802
290	362	-.412	.097	-.013	-.932

APPENDIX A -- PRESSURE DATA: CONFIGURATION A : REPUBLIC PLAZA, DENVER

WD	TAP	CPMEAN	CPRMS	CPMAX	CPMIN
290	363	-.449	.104	.084	-.963
290	364	-.485	.133	-.117	-1.410
290	365	-.503	.158	-.082	-1.672
290	366	-.510	.146	-.207	-1.285
290	367	-.413	.100	-.150	-.953
290	368	-.408	.112	-.035	-1.214
290	369	-.404	.103	.164	-.990
290	370	-.398	.084	-.022	-.787
290	371	-.492	.163	.113	-1.415
290	372	-.507	.152	.022	-1.298
290	373	-.239	.058	-.054	-.487
290	374	-.380	.071	-.141	-.672
290	375	-.373	.101	-.039	-.969
290	376	-.367	.090	-.106	-.950
290	377	-.319	.048	-.201	-.534
290	378	-.336	.091	.000	-.769
290	379	-.172	.071	.259	-.406
290	401	-.385	.090	-.106	-.852
290	402	-.394	.069	-.129	-.706
290	403	-.400	.078	-.110	-.748
290	404	-.375	.070	-.136	-.706
290	405	-.379	.067	-.143	-1.147
290	406	-.387	.053	-.194	-.715
290	407	-.388	.061	-.164	-.679
290	408	-.374	.073	-.103	-.977
290	409	-.370	.064	-.201	-.852
290	410	-.381	.050	-.210	-.647
290	411	-.381	.055	-.177	-.670
290	412	-.353	.053	-.192	-.587
290	413	-.351	.050	-.165	-.613
290	414	-.367	.044	-.210	-.596
290	415	-.393	.061	-.228	-.936
290	416	-.365	.055	-.212	-.789
290	417	-.363	.052	-.192	-.611
290	418	-.376	.045	-.230	-.560
290	419	-.371	.052	-.186	-.556
290	420	-.344	.050	-.160	-.527
290	421	-.350	.052	-.192	-.607
290	422	-.414	.069	-.233	-1.031
290	423	-.407	.072	-.148	-1.094
290	424	-.373	.061	-.189	-.771
290	425	-.372	.054	-.183	-.613
290	426	-.381	.048	-.188	-.596
290	427	-.373	.055	-.119	-.614
290	428	-.347	.054	-.105	-.576
290	429	-.447	.101	-.111	-1.059
290	430	-.454	.081	-.210	-1.024
290	431	-.430	.076	-.184	-.835
290	432	-.386	.068	-.176	-.751
290	433	-.383	.082	-.192	-1.597
290	434	-.390	.068	-.168	-1.183
290	435	-.382	.079	-.097	-1.239
290	436	-.507	.125	-.121	-1.179
290	437	-.497	.111	-.205	-1.094
290	438	-.495	.082	-.260	-1.002
290	439	-.475	.088	-.208	-.934
290	440	-.433	.083	-.145	-.846
290	441	-.415	.086	.023	-.894
290	442	-.435	.081	-.040	-.896
290	443	-.587	.152	-.155	-1.650
290	444	-.543	.131	-.200	-1.326
290	445	-.550	.120	-.229	-1.217
290	446	-.562	.115	-.271	-1.363
290	447	-.535	.130	-.208	-1.378
290	448	-.489	.116	-.116	-1.124
290	449	-.493	.117	-.095	-1.691
290	450	-.459	.120	-.085	-1.345
290	451	-.452	.124	.040	-1.219
290	452	-.488	.127	-.030	-1.190
290	453	-.580	.151	-.183	-1.535
290	454	-.611	.158	-.316	-1.623
290	455	-.556	.157	-.186	-1.795
290	456	-.514	.146	-.145	-1.645
290	457	-.158	.091	.192	-.629
290	458	-.166	.092	.198	-.571
290	459	-.262	.177	.372	-.902
290	460	-.469	.195	.243	-1.523
290	461	-.568	.168	-.073	-1.529
290	462	-.579	.164	-.237	-2.250
290	463	-.563	.184	-.208	-2.503
290	464	-.133	.259	.838	-1.055
290	465	-.042	.180	.649	-.579
290	466	-.282	.184	.518	-.863
290	467	-.230	.151	.414	-.748
290	468	-.265	.128	.383	-.739
290	469	.054	.168	.761	-.404
290	470	-.000	.166	.667	-.463
290	471	.029	.175	1.020	-.570
290	472	-.184	.235	.876	-.899
290	473	-.105	.194	.692	-.641
290	474	-.317	.126	.215	-.772
290	475	-.233	.115	.250	-.662
290	476	-.462	.231	.262	-2.297
290	477	-.458	.151	.015	-1.515
290	478	-.481	.133	-.038	-1.522
290	601	-.046	.057	.277	-.254
290	602	-.123	.069	.129	-.506
290	603	-.391	.087	-.135	-.814
290	604	-.175	.058	.041	-.391
290	605	-.444	.111	-.149	-1.015
290	606	-.451	.121	-.064	-1.034
290	607	-.076	.048	.117	-.246
290	608	-.114	.053	.115	-.310
290	609	-.160	.060	.119	-.535
290	610	-.030	.043	.191	-.181
290	611	-.014	.034	.153	-.139
290	612	-.096	.061	.183	-.379
290	613	-.050	.044	.131	-.190
290	614	-.211	.098	.290	-.580
290	615	.116	.090	.563	-.228
290	616	-.047	.078	.395	-.225
290	617	.012	.073	.366	-.171
290	618	.039	.113	.793	-.242
290	619	.008	.066	.277	-.277
290	620	-.076	.057	.397	-.327
290	621	.092	.086	.716	-.188
290	622	.095	.104	.632	-.167
290	623	.154	.090	.576	-.069
290	624	.018	.073	.411	-.168
290	625	.071	.093	.656	-.302
290	626	-.010	.069	.264	-.277
290	627	-.003	.037	.200	-.185
290	628	-.076	.049	.117	-.241
290	629	-.053	.043	.133	-.278
290	630	-.097	.042	.102	-.280
290	631	-.035	.052	.210	-.305
290	632	-.097	.063	.088	-.503
290	633	-.036	.038	.181	-.166
290	634	-.029	.039	.151	-.270
290	635	-.009	.036	.155	-.123
290	636	-.161	.048	-.014	-.382
290	637	-.103	.043	.110	-.233
290	638	-.268	.059	-.048	-.573
290	639	-.098	.055	.103	-.440
290	640	-.083	.052	.217	-.284
290	641	-.223	.122	.483	-.634
290	642	-.558	.175	-.027	-1.379
290	643	-.018	.054	.296	-.164
290	644	-.500	.153	-.063	-1.447
290	645	-.028	.065	.288	-.242
290	646	-.325	.087	-.097	-.861
290	647	-.040	.066	.267	-.294
290	648	-.473	.137	-.101	-1.190
290	649	-.441	.094	-.156	-.912
290	650	.068	.065	.394	-.230
290	651	-.012	.080	.407	-.278
290	652	-.364	.065	-.132	-.734
290	653	-.029	.066	.310	-.334
290	701	-.230	.109	.089	-.724
290	702	-.304	.111	-.033	-1.166

APPENDIX A -- PRESSURE DATA: CONFIGURATION A ; REPUBLIC PLAZA, DENVER

WD	TAP	CPMEAN	CPRMS	CPMAX	CPMIN
290	703	-.290	.111	.086	-.949
290	704	-.294	.194	.144	-1.582
290	705	-.351	.186	.120	-1.562
290	706	.010	.141	.602	-.734
290	707	-.011	.202	.838	-.885
290	708	-.169	.157	.725	-.715
290	709	-.248	.066	.070	-.580
290	710	.102	.226	1.182	-.483
290	711	.127	.207	1.007	-.368
290	712	-.074	.186	1.488	-.590
290	713	.022	.173	1.131	-.470
290	714	-.299	.076	-.009	-.677
290	715	-.374	.102	-.128	-1.230
290	716	-.188	.084	.073	-.639
290	717	-.274	.060	-.050	-.518
290	718	-.297	.069	-.015	-.640
290	719	-.218	.121	.076	-.864
290	720	-.156	.098	.087	-.877
290	721	-.104	.055	.071	-.413
290	722	-.086	.068	.208	-.624
290	723	-.122	.079	.231	-.550
290	724	-.099	.050	.124	-.330
290	725	-.052	.053	.138	-.413
290	726	-.088	.063	.205	-.427
290	727	-.200	.084	.198	-.592
290	728	-.276	.180	.266	-1.371
290	729	-.047	.058	.181	-.259
290	730	-.070	.092	.313	-.505
290	731	.054	.213	.944	-.585
290	732	.040	.171	1.193	-.557
300	1	-.538	.115	-.196	-1.244
300	2	-.460	.101	-.156	-.903
300	3	-.419	.091	-.163	-.956
300	4	-.512	.128	-.195	-1.199
300	5	-.447	.104	-.186	-1.108
300	6	-.531	.106	-.238	-1.011
300	7	-.441	.098	-.185	-1.135
300	8	-.485	.120	.006	-1.079
300	9	-.548	.148	-.064	-1.221
300	10	-.552	.128	-.231	-1.273
300	11	-.478	.110	-.171	-1.235
300	12	-.476	.127	-.039	-1.276
300	13	-.504	.145	-.108	-1.345
300	14	-.499	.126	-.046	-1.101
300	15	-.441	.096	-.136	-1.019
300	16	-.438	.154	.116	-1.220
300	17	-.455	.131	.098	-1.186
300	18	-.368	.137	.160	-.981
300	19	-.465	.143	.115	-1.339
300	20	-.468	.143	-.014	-1.229

WD	TAP	CPMEAN	CPRMS	CPMAX	CPMIN
300	101	.021	.097	.365	-.351
300	102	.051	.100	.388	-.321
300	103	.117	.106	.486	-.293
300	104	.152	.100	.482	-.198
300	105	.154	.112	.491	-.240
300	106	.194	.112	.569	-.168
300	107	.247	.126	.629	-.155
300	108	.185	.113	.550	-.167
300	109	.092	.131	.534	-.346
300	110	.052	.090	.473	-.342
300	111	.232	.118	.602	-.147
300	112	.408	.132	.785	-.001
300	113	.507	.158	1.080	-.003
300	114	.561	.161	1.118	.041
300	115	.591	.164	1.123	.062
300	116	.591	.151	1.092	.090
300	117	.456	.152	.976	-.039
300	118	.249	.135	.756	-.270
300	119	.005	.083	.330	-.299
300	120	.182	.094	.546	-.136
300	121	.398	.133	.890	-.030
300	122	.529	.144	.973	.081
300	123	.596	.163	1.150	.119
300	124	.626	.153	1.135	.194
300	125	.612	.169	1.200	.126
300	126	.448	.153	.890	-.042
300	127	.222	.139	.697	-.248
300	128	-.070	.079	.241	-.306
300	129	.106	.113	.495	-.235
300	130	.314	.140	.818	-.085
300	131	.426	.140	.925	.043
300	132	.490	.135	.990	.109
300	133	.537	.156	1.144	.104
300	134	.535	.156	1.093	.071
300	135	.374	.150	.936	-.196
300	136	.135	.128	.619	-.404
300	137	-.177	.086	.194	-.479
300	138	-.012	.094	.390	-.274
300	139	.156	.108	.643	-.126
300	140	.243	.100	.577	-.022
300	141	.312	.113	.700	-.022
300	142	.373	.120	.893	-.002
300	143	.426	.143	.917	-.009
300	144	.352	.143	.919	-.103
300	145	.197	.165	.801	-.381
300	146	-.320	.071	-.017	-.617
300	147	-.232	.063	.138	-.629
300	148	-.147	.050	.125	-.292
300	149	-.070	.051	.209	-.235
300	150	.009	.053	.296	-.168

WD	TAP	CPMEAN	CPRMS	CPMAX	CPMIN
300	151	.065	.064	.317	-.145
300	152	.125	.081	.426	-.126
300	153	.185	.143	.788	-.265
300	154	.172	.169	.876	-.312
300	155	-.365	.078	-.120	-.844
300	156	-.309	.054	-.134	-.571
300	157	-.219	.057	.008	-.447
300	158	-.142	.063	.075	-.408
300	159	-.101	.074	.169	-.425
300	160	-.077	.074	.196	-.410
300	161	-.028	.102	.373	-.443
300	162	.042	.136	.682	-.436
300	163	.068	.159	.748	-.668
300	164	-.301	.076	-.084	-.708
300	165	-.242	.072	-.022	-.620
300	166	-.137	.071	.147	-.606
300	167	-.121	.083	.200	-.728
300	168	-.086	.090	.249	-.704
300	169	-.091	.087	.199	-.566
300	170	-.084	.069	.170	-.555
300	171	-.071	.090	.295	-.538
300	172	-.047	.115	.455	-.689
300	173	-.048	.166	.624	-.547
300	174	-.039	.171	.686	-.464
300	175	.109	.180	.853	-.296
300	176	.128	.171	.828	-.225
300	177	-.037	.109	.503	-.255
300	178	.016	.120	.615	-.257
300	179	-.034	.086	.578	-.273
300	180	-.099	.068	.262	-.504
300	181	-.091	.074	.271	-.604
300	201	-.912	.294	-.231	-3.193
300	202	-.908	.211	-.321	-1.642
300	203	-.699	.232	-.072	-1.570
300	204	-.488	.212	.063	-1.447
300	205	-.333	.149	.096	-1.049
300	206	-.291	.089	.024	-.866
300	207	-.289	.091	.050	-.970
300	208	-.817	.194	-.334	-1.952
300	209	-.826	.203	-.282	-1.705
300	210	-.792	.184	-.095	-1.618
300	211	-.526	.224	.043	-1.361
300	212	-.339	.174	.097	-1.170
300	213	-.296	.106	.064	-.928
300	214	-.313	.080	-.014	-1.068
300	215	-.670	.142	-.238	-1.224
300	216	-.686	.143	-.259	-1.304
300	217	-.718	.182	.052	-1.589
300	218	-.667	.209	.073	-1.379
300	219	-.500	.243	.112	-1.320

APPENDIX A -- PRESSURE DATA: CONFIGURATION A ; REPUBLIC PLAZA, DENVER

WD	TAP	CPMEAN	CPRMS	CPMAX	CPMIN
300	220	-.395	.206	.253	-1.498
300	221	-.389	.198	.264	-1.409
300	222	-.740	.157	-.275	-1.628
300	223	-.744	.192	-.187	-1.833
300	224	-.747	.254	.117	-2.034
300	225	-.570	.290	.124	-1.582
300	226	-.414	.223	.107	-1.304
300	227	-.348	.182	.081	-1.462
300	228	-.364	.167	.048	-1.859
300	229	-.787	.280	.216	-2.527
300	230	-.793	.284	.097	-2.202
300	231	-.465	.387	.396	-1.831
300	232	-.207	.204	.263	-1.284
300	233	-.190	.104	.129	-.940
300	234	-.254	.055	-.031	-.701
300	235	-.282	.059	-.063	-.763
300	236	-.306	.296	.380	-1.742
300	237	-.171	.295	.394	-2.092
300	238	-.068	.088	.183	-.844
300	239	-.093	.057	.146	-.499
300	240	-.152	.048	.087	-.414
300	241	-.223	.049	.043	-.421
300	242	-.269	.049	-.095	-.465
300	243	-.017	.187	.710	-1.790
300	244	-.012	.144	.545	-1.206
300	245	-.040	.083	.262	-.517
300	246	-.080	.054	.112	-.323
300	247	-.120	.052	.055	-.331
300	248	-.194	.056	-.005	-.434
300	249	-.241	.063	-.044	-.539
300	250	-.036	.109	.477	-.664
300	251	-.024	.103	.446	-.737
300	252	-.038	.072	.265	-.339
300	253	-.065	.057	.177	-.337
300	254	-.105	.043	.080	-.275
300	255	-.169	.053	.031	-.413
300	256	-.225	.064	-.049	-.570
300	257	-.058	.093	.367	-.450
300	258	-.051	.075	.251	-.377
300	259	-.031	.068	.242	-.286
300	260	-.037	.060	.202	-.237
300	261	-.063	.054	.201	-.335
300	262	-.108	.042	.063	-.246
300	263	-.161	.059	.045	-.442
300	264	-.059	.054	.171	-.303
300	265	-.056	.055	.189	-.242
300	266	-.102	.056	.153	-.284
300	267	-.042	.055	.211	-.209
300	268	-.061	.049	.173	-.219
300	269	-.045	.093	.398	-.653

WD	TAP	CPMEAN	CPRMS	CPMAX	CPMIN
300	270	-.046	.101	.342	-.655
300	271	-.059	.078	.309	-.538
300	272	-.114	.058	.192	-.330
300	273	-.037	.067	.289	-.226
300	274	-.048	.053	.180	-.242
300	275	-.055	.050	.159	-.258
300	276	-.173	.058	.069	-.444
300	277	-.048	.058	.350	-.205
300	278	-.048	.053	.287	-.194
300	301	-.317	.086	-.016	-.722
300	302	-.319	.089	-.021	-.824
300	303	-.318	.083	-.014	-.718
300	304	-.359	.077	-.098	-1.151
300	305	-.361	.080	-.023	-.701
300	306	-.359	.076	-.077	-.720
300	307	-.360	.088	-.028	-.756
300	308	-.380	.088	-.089	-.761
300	309	-.375	.106	-.047	-1.052
300	310	-.319	.073	-.023	-.669
300	311	-.323	.072	-.066	-.694
300	312	-.334	.061	-.167	-.671
300	313	-.329	.062	-.146	-.640
300	314	-.334	.059	-.114	-.539
300	315	-.323	.054	-.059	-.554
300	316	-.333	.051	-.138	-.547
300	317	-.333	.062	-.091	-.597
300	318	-.355	.071	-.092	-.723
300	319	-.355	.106	.014	-.940
300	320	-.354	.080	-.050	-.769
300	321	-.339	.069	-.045	-.633
300	322	-.339	.056	-.170	-.580
300	323	-.335	.052	-.166	-.595
300	324	-.344	.045	-.200	-.521
300	325	-.339	.052	-.178	-.531
300	326	-.357	.061	-.168	-.595
300	327	-.372	.065	-.182	-.659
300	328	-.371	.086	-.136	-.776
300	329	-.355	.084	-.062	-.747
300	330	-.352	.067	-.136	-.639
300	331	-.339	.057	-.166	-.666
300	332	-.348	.052	-.165	-.654
300	333	-.341	.057	-.081	-.664
300	334	-.348	.061	-.025	-.612
300	335	-.381	.074	-.088	-.692
300	336	-.414	.077	-.181	-.887
300	337	-.330	.067	-.120	-.906
300	338	-.333	.066	-.143	-.887
300	339	-.351	.061	-.156	-.642
300	340	-.375	.060	-.200	-.666
300	341	-.376	.068	-.139	-.747

WD	TAP	CPMEAN	CPRMS	CPMAX	CPMIN
300	342	-.382	.071	-.084	-.725
300	343	-.390	.079	.059	-.699
300	344	-.429	.078	-.070	-.731
300	345	-.453	.094	-.038	-.839
300	346	-.318	.077	-.030	-.774
300	347	-.322	.078	-.050	-.829
300	348	-.349	.079	-.153	-.921
300	349	-.370	.096	-.108	-1.027
300	350	-.377	.080	-.052	-.914
300	351	-.409	.098	.000	-1.038
300	352	-.458	.102	-.146	-.907
300	353	-.483	.114	-.110	-1.165
300	354	-.501	.118	-.143	-1.167
300	355	-.283	.091	-.012	-.770
300	356	-.296	.084	-.055	-.857
300	357	-.316	.102	-.040	-1.020
300	358	-.348	.115	-.048	-1.040
300	359	-.341	.087	.005	-.739
300	360	-.414	.107	.014	-.937
300	361	-.494	.141	-.079	-1.262
300	362	-.496	.135	.006	-1.273
300	363	-.490	.141	.066	-1.104
300	364	-.292	.101	-.022	-.816
300	365	-.302	.118	.008	-.976
300	366	-.306	.102	-.028	-.936
300	367	-.306	.085	-.084	-.795
300	368	-.303	.081	-.044	-.829
300	369	-.302	.081	.134	-.775
300	370	-.365	.107	-.041	-.934
300	371	-.490	.210	.038	-1.639
300	372	-.495	.202	-.025	-2.078
300	373	-.167	.047	-.034	-.419
300	374	-.274	.060	-.068	-.558
300	375	-.270	.076	-.071	-.659
300	376	-.288	.082	-.025	-.755
300	377	-.243	.039	-.141	-.387
300	378	-.274	.070	-.037	-.769
300	379	-.164	.060	.045	-.387
300	401	-.460	.157	-.101	-1.399
300	402	-.447	.109	-.147	-.961
300	403	-.444	.109	-.133	-1.185
300	404	-.403	.090	-.102	-1.020
300	405	-.398	.072	-.114	-.755
300	406	-.394	.057	-.189	-.712
300	407	-.404	.066	-.173	-.752
300	408	-.438	.134	-.128	-1.658
300	409	-.444	.120	-.168	-1.244
300	410	-.423	.073	-.229	-.926
300	411	-.419	.073	-.164	-.862
300	412	-.380	.063	-.139	-.645

APPENDIX A -- PRESSURE DATA: CONFIGURATION A ; REPUBLIC PLAZA, DENVER

WD	TAP	CPMEAN	CPRMS	CPMAX	CPMIN
300	413	-.378	.060	-.170	-.666
300	414	-.382	.053	-.205	-.632
300	415	-.471	.119	-.228	-1.386
300	416	-.438	.111	-.224	-1.191
300	417	-.435	.084	-.160	-.842
300	418	-.415	.065	-.189	-.712
300	419	-.414	.069	-.160	-.705
300	420	-.376	.065	-.130	-.634
300	421	-.374	.063	-.168	-.644
300	422	-.517	.129	-.200	-1.424
300	423	-.526	.144	-.177	-1.636
300	424	-.466	.107	-.143	-1.046
300	425	-.443	.094	-.136	-1.316
300	426	-.428	.071	-.205	-.897
300	427	-.432	.077	-.195	-.940
300	428	-.400	.075	-.174	-.895
300	429	-.567	.162	-.170	-1.999
300	430	-.569	.137	-.229	-1.565
300	431	-.566	.135	-.169	-1.430
300	432	-.504	.117	-.141	-1.279
300	433	-.481	.089	-.246	-1.455
300	434	-.476	.074	-.266	-.875
300	435	-.487	.084	-.241	-.942
300	436	-.566	.145	-.172	-1.601
300	437	-.570	.137	-.073	-1.986
300	438	-.574	.112	-.132	-1.236
300	439	-.581	.124	-.208	-1.353
300	440	-.541	.120	-.209	-1.994
300	441	-.550	.116	-.164	-1.123
300	442	-.561	.108	-.211	-1.089
300	443	-.523	.156	.033	-1.304
300	444	-.479	.164	.230	-1.325
300	445	-.501	.171	.286	-1.212
300	446	-.534	.154	.117	-1.243
300	447	-.556	.176	.110	-1.439
300	448	-.515	.168	.004	-1.373
300	449	-.519	.161	-.118	-1.488
300	450	-.335	.103	.007	-.890
300	451	-.309	.121	.267	-.960
300	452	-.288	.145	.291	-.849
300	453	-.402	.170	.201	-1.249
300	454	-.492	.156	.076	-1.283
300	455	-.465	.162	-.087	-1.390
300	456	-.419	.161	-.018	-1.428
300	457	-.138	.079	.262	-.381
300	458	-.107	.077	.250	-.346
300	459	-.149	.116	.371	-.644
300	460	-.286	.171	.214	-1.382
300	461	-.400	.208	.075	-1.473
300	462	-.393	.189	-.035	-1.772

WD	TAP	CPMEAN	CPRMS	CPMAX	CPMIN
300	463	-.398	.212	.017	-2.396
300	464	-.094	.165	.753	-.754
300	465	-.057	.111	.517	-.429
300	466	-.168	.106	.328	-.792
300	467	-.162	.086	.172	-.654
300	468	-.185	.083	.102	-.493
300	469	.027	.144	.763	-.271
300	470	.002	.131	.599	-.317
300	471	-.008	.127	.655	-.338
300	472	-.089	.149	.583	-.787
300	473	-.079	.122	.492	-.501
300	474	-.193	.092	.150	-.713
300	475	-.155	.079	.178	-.495
300	476	-.254	.171	.220	-1.304
300	477	-.336	.184	.117	-1.714
300	478	-.351	.175	.027	-1.677
300	601	-.057	.048	.258	-.282
300	602	-.096	.049	.069	-.352
300	603	-.268	.075	-.028	-.730
300	604	-.141	.063	.109	-.462
300	605	-.287	.088	.005	-.828
300	606	-.266	.082	-.049	-.713
300	607	-.108	.044	.058	-.341
300	608	-.080	.050	.102	-.338
300	609	-.145	.055	.042	-.561
300	610	-.033	.057	.274	-.221
300	611	.010	.050	.246	-.105
300	612	-.021	.059	.321	-.221
300	613	-.021	.060	.228	-.181
300	614	-.147	.080	.258	-.425
300	615	.027	.075	.327	-.184
300	616	-.044	.072	.423	-.241
300	617	-.054	.068	.241	-.253
300	618	-.030	.077	.400	-.269
300	619	-.026	.060	.327	-.318
300	620	-.034	.060	.256	-.390
300	621	-.014	.085	.399	-.366
300	622	-.008	.076	.569	-.278
300	623	.038	.068	.488	-.180
300	624	.000	.060	.402	-.248
300	625	-.031	.068	.371	-.250
300	626	-.034	.059	.306	-.306
300	627	-.009	.035	.205	-.153
300	628	-.031	.046	.310	-.218
300	629	-.068	.052	.158	-.322
300	630	-.099	.055	.134	-.374
300	631	-.014	.040	.255	-.198
300	632	-.030	.042	.100	-.239
300	633	-.040	.041	.181	-.185
300	634	-.044	.055	.212	-.409

WD	TAP	CPMEAN	CPRMS	CPMAX	CPMIN
300	635	.017	.050	.289	-.117
300	636	-.130	.058	.077	-.403
300	637	-.096	.042	.081	-.250
300	638	-.205	.059	.010	-.432
300	639	-.120	.082	.148	-.533
300	640	-.064	.037	.091	-.175
300	641	-.203	.083	.209	-.635
300	642	-.363	.153	-.017	-1.004
300	643	-.038	.058	.221	-.291
300	644	-.289	.104	-.017	-1.018
300	645	-.067	.054	.235	-.283
300	646	-.270	.114	-.076	-.948
300	647	-.056	.057	.245	-.253
300	648	-.310	.137	.051	-1.596
300	649	-.266	.076	-.028	-.719
300	650	.009	.063	.307	-.212
300	651	-.042	.063	.292	-.215
300	652	-.238	.061	-.055	-.505
300	653	-.051	.054	.278	-.276
300	701	-.159	.071	.075	-.547
300	702	-.243	.088	.031	-.694
300	703	-.193	.066	.092	-.543
300	704	-.174	.085	.196	-.829
300	705	-.232	.133	.251	-1.022
300	706	-.006	.155	.520	-.726
300	707	-.034	.158	.841	-.511
300	708	-.060	.130	.619	-.496
300	709	-.204	.062	.040	-.590
300	710	.146	.215	1.219	-.442
300	711	.105	.171	1.016	-.325
300	712	.033	.182	1.193	-.422
300	713	.059	.151	.943	-.322
300	714	-.250	.071	-.028	-.571
300	715	-.267	.097	-.023	-.851
300	716	-.179	.071	.073	-.574
300	717	-.198	.053	-.025	-.536
300	718	-.188	.058	.117	-.397
300	719	-.145	.062	.058	-.555
300	720	-.193	.104	.120	-1.004
300	721	-.149	.052	.060	-.530
300	722	-.141	.063	.159	-.579
300	723	-.157	.068	.119	-.526
300	724	-.138	.046	.093	-.318
300	725	-.109	.045	.040	-.399
300	726	-.143	.060	.081	-.399
300	727	-.191	.073	.106	-.648
300	728	-.317	.163	.334	-1.109
300	729	-.110	.049	.115	-.321
300	730	-.165	.085	.296	-.464
300	731	-.116	.167	.789	-.558

APPENDIX A -- PRESSURE DATA: CONFIGURATION A ; REPUBLIC PLAZA, DENVER

WD	TAP	CPMEAN	CPRMS	CPMAX	CPMIN
300	732	.018	.137	.668	-.315
310	1	-.511	.107	-.245	-1.068
310	2	-.467	.102	-.172	-1.019
310	3	-.462	.101	-.146	-1.037
310	4	-.513	.126	-.149	-1.103
310	5	-.463	.114	-.161	-1.241
310	6	-.527	.110	-.223	-1.132
310	7	-.487	.108	-.158	-1.191
310	8	-.508	.129	-.153	-1.402
310	9	-.555	.165	-.113	-1.697
310	10	-.553	.139	-.160	-1.383
310	11	-.518	.124	-.101	-1.230
310	12	-.510	.153	-.003	-1.693
310	13	-.504	.167	-.082	-1.556
310	14	-.476	.139	.002	-1.156
310	15	-.482	.120	-.043	-1.028
310	16	-.486	.193	.224	-1.525
310	17	-.473	.174	.113	-1.664
310	18	-.440	.191	.301	-1.509
310	19	-.503	.193	.195	-1.397
310	20	-.502	.174	.052	-1.659
310	101	.122	.109	.500	-.340
310	102	.155	.110	.515	-.270
310	103	.185	.112	.624	-.239
310	104	.186	.101	.632	-.196
310	105	.182	.113	.545	-.273
310	106	.203	.114	.555	-.189
310	107	.239	.121	.652	-.154
310	108	.133	.107	.458	-.268
310	109	.033	.121	.467	-.421
310	110	.139	.113	.572	-.405
310	111	.341	.130	.762	-.081
310	112	.503	.137	.920	.054
310	113	.577	.157	1.048	.073
310	114	.604	.156	1.102	.088
310	115	.603	.156	1.139	.133
310	116	.554	.143	1.043	.126
310	117	.385	.144	.889	-.088
310	118	.197	.130	.718	-.253
310	119	.054	.107	.498	-.281
310	120	.237	.117	.693	-.111
310	121	.449	.154	.975	.004
310	122	.563	.161	1.114	.121
310	123	.614	.164	1.169	.121
310	124	.603	.149	1.029	.085
310	125	.545	.156	1.025	-.005
310	126	.356	.134	.782	-.161
310	127	.144	.122	.581	-.336
310	128	-.066	.098	.319	-.403
310	129	.106	.132	.681	-.262
310	130	.330	.153	.932	-.037
310	131	.441	.166	.996	.023
310	132	.473	.153	.920	.075
310	133	.469	.164	.984	.021
310	134	.466	.155	1.010	-.009
310	135	.269	.158	.808	-.322
310	136	.017	.126	.421	-.610
310	137	-.207	.107	.170	-.648
310	138	-.006	.112	.399	-.312
310	139	.154	.133	.700	-.193
310	140	.212	.127	.693	-.108
310	141	.243	.144	.778	-.124
310	142	.297	.142	.823	-.063
310	143	.282	.141	.792	-.134
310	144	.138	.132	.581	-.268
310	145	-.038	.154	.493	-.596
310	146	-.285	.092	.105	-.736
310	147	-.184	.080	.137	-.519
310	148	-.111	.060	.136	-.333
310	149	-.069	.068	.215	-.295
310	150	.024	.073	.320	-.208
310	151	.049	.077	.392	-.157
310	152	.038	.079	.389	-.259
310	153	-.022	.123	.564	-.454
310	154	-.058	.149	.631	-.613
310	155	-.287	.096	.073	-.772
310	156	-.245	.062	.022	-.535
310	157	-.216	.054	-.027	-.463
310	158	-.106	.054	.079	-.367
310	159	-.076	.059	.202	-.322
310	160	-.080	.058	.208	-.299
310	161	-.089	.088	.287	-.454
310	162	-.016	.120	.510	-.540
310	163	-.051	.136	.576	-.595
310	164	-.203	.052	-.018	-.454
310	165	-.212	.055	.040	-.489
310	166	-.091	.056	.107	-.336
310	167	-.085	.063	.194	-.782
310	168	-.042	.064	.224	-.436
310	169	-.044	.065	.218	-.360
310	170	-.054	.064	.225	-.320
310	171	-.060	.090	.370	-.475
310	172	-.042	.103	.493	-.462
310	173	.062	.084	.458	-.252
310	174	.095	.091	.562	-.159
310	175	.190	.105	.635	-.100
310	176	.241	.107	.697	-.048
310	177	.162	.109	.603	-.131
310	178	.193	.126	.660	-.206
310	179	.134	.124	.642	-.208
310	180	.009	.092	.468	-.297
310	181	.008	.075	.458	-.283
310	201	-.584	.180	-.184	-2.091
310	202	-.590	.153	-.238	-1.234
310	203	-.591	.178	-.162	-1.345
310	204	-.589	.198	.047	-1.711
310	205	-.533	.207	.275	-1.630
310	206	-.445	.167	.169	-1.160
310	207	-.448	.227	.251	-1.648
310	208	-.551	.155	-.150	-1.354
310	209	-.563	.145	-.102	-1.237
310	210	-.588	.133	-.195	-1.348
310	211	-.588	.175	-.108	-1.338
310	212	-.522	.190	.119	-1.423
310	213	-.482	.213	.303	-1.557
310	214	-.503	.218	.138	-1.589
310	215	-.556	.135	-.197	-1.364
310	216	-.568	.136	-.208	-1.452
310	217	-.595	.159	-.066	-1.658
310	218	-.627	.164	.086	-1.482
310	219	-.572	.205	.171	-1.437
310	220	-.567	.257	.271	-1.604
310	221	-.585	.300	.239	-2.108
310	222	-.679	.156	-.259	-1.874
310	223	-.675	.187	-.169	-2.211
310	224	-.696	.209	.150	-2.658
310	225	-.685	.223	.056	-1.997
310	226	-.607	.197	.007	-1.432
310	227	-.527	.247	.187	-1.479
310	228	-.538	.275	.116	-2.095
310	229	-.753	.238	.079	-1.974
310	230	-.770	.225	-.014	-2.012
310	231	-.680	.304	.155	-2.347
310	232	-.523	.304	.319	-2.093
310	233	-.396	.251	.171	-1.374
310	234	-.360	.175	.022	-1.241
310	235	-.353	.188	.284	-1.392
310	236	-.589	.311	.410	-1.869
310	237	-.590	.359	.279	-2.808
310	238	-.324	.272	.198	-1.579
310	239	-.174	.186	.481	-1.308
310	240	-.162	.115	.214	-1.085
310	241	-.194	.082	.145	-.725
310	242	-.227	.076	.005	-.711
310	243	-.237	.226	.382	-1.409
310	244	-.188	.224	.290	-1.576
310	245	-.108	.132	.324	-1.299
310	246	-.101	.063	.131	-.663
310	247	-.109	.055	.328	-.615
310	248	-.148	.055	.085	-.494

APPENDIX A -- PRESSURE DATA: CONFIGURATION A ; REPUBLIC PLAZA, DENVER

WD	TAP	CPMEAN	CPRMS	CPMAX	CPMIN
310	249	-.175	.064	.039	-.534
310	250	-.109	.116	.307	-.901
310	251	-.080	.115	.333	-.965
310	252	-.062	.072	.207	-.525
310	253	-.064	.052	.162	-.304
310	254	-.084	.040	.074	-.261
310	255	-.116	.050	.103	-.308
310	256	-.149	.055	.057	-.439
310	257	-.078	.070	.202	-.593
310	258	-.070	.053	.148	-.418
310	259	-.038	.049	.206	-.230
310	260	-.036	.046	.174	-.189
310	261	-.045	.046	.145	-.240
310	262	-.075	.038	.079	-.221
310	263	-.106	.050	.080	-.350
310	264	-.059	.049	.141	-.261
310	265	-.064	.044	.136	-.232
310	266	-.083	.048	.121	-.256
310	267	-.044	.048	.164	-.208
310	268	-.052	.046	.157	-.218
310	269	-.071	.084	.217	-.770
310	270	-.069	.068	.172	-.500
310	271	-.059	.062	.209	-.418
310	272	-.065	.062	.269	-.316
310	273	-.024	.064	.297	-.184
310	274	-.044	.047	.255	-.168
310	275	-.049	.046	.282	-.205
310	276	-.135	.051	.207	-.392
310	277	-.031	.049	.296	-.177
310	278	-.034	.044	.243	-.162
310	301	-.373	.143	.075	-1.017
310	302	-.370	.139	.091	-1.003
310	303	-.389	.130	-.009	-1.061
310	304	-.412	.104	-.022	-.939
310	305	-.401	.109	-.027	-.881
310	306	-.397	.108	-.047	-.878
310	307	-.393	.123	-.016	-.949
310	308	-.421	.126	-.019	-1.176
310	309	-.424	.155	.056	-1.392
310	310	-.386	.139	.002	-1.158
310	311	-.362	.122	.014	-1.215
310	312	-.366	.093	-.094	-.878
310	313	-.351	.087	-.078	-.839
310	314	-.350	.081	-.100	-.810
310	315	-.354	.077	-.077	-.702
310	316	-.374	.081	-.125	-.883
310	317	-.382	.107	-.037	-1.084
310	318	-.414	.122	-.061	-1.288
310	319	-.444	.146	.023	-1.005
310	320	-.424	.109	-.080	-.939

WD	TAP	CPMEAN	CPRMS	CPMAX	CPMIN
310	321	-.382	.094	-.090	-.917
310	322	-.369	.077	-.158	-.738
310	323	-.357	.065	-.133	-.627
310	324	-.374	.060	-.179	-.632
310	325	-.374	.077	-.054	-.714
310	326	-.408	.099	.043	-.878
310	327	-.430	.115	-.082	-.926
310	328	-.472	.152	-.036	-1.591
310	329	-.426	.139	.015	-1.339
310	330	-.397	.106	-.110	-.786
310	331	-.388	.091	-.077	-1.033
310	332	-.392	.073	-.127	-.669
310	333	-.382	.083	-.094	-.760
310	334	-.405	.098	-.040	-1.076
310	335	-.450	.125	-.063	-1.086
310	336	-.505	.133	-.050	-1.129
310	337	-.402	.150	.037	-1.087
310	338	-.394	.138	-.008	-.982
310	339	-.368	.113	-.009	-.893
310	340	-.382	.096	-.153	-.841
310	341	-.365	.089	-.123	-.924
310	342	-.394	.106	-.061	-1.001
310	343	-.467	.130	.077	-1.058
310	344	-.518	.132	-.097	-1.047
310	345	-.536	.165	.027	-1.151
310	346	-.293	.115	.084	-.883
310	347	-.300	.112	.079	-.809
310	348	-.336	.108	.100	-.754
310	349	-.337	.114	.089	-.893
310	350	-.350	.095	.004	-.721
310	351	-.436	.132	.016	-1.096
310	352	-.509	.146	-.141	-1.275
310	353	-.485	.158	-.030	-1.397
310	354	-.495	.169	.038	-1.368
310	355	-.218	.085	.047	-1.058
310	356	-.235	.080	-.010	-1.263
310	357	-.242	.098	.046	-1.091
310	358	-.252	.088	.238	-.798
310	359	-.257	.081	.154	-.655
310	360	-.352	.115	.014	-1.007
310	361	-.480	.195	.166	-1.633
310	362	-.454	.196	.016	-1.706
310	363	-.460	.183	-.063	-1.518
310	364	-.221	.069	-.045	-.782
310	365	-.214	.078	-.018	-.812
310	366	-.220	.069	-.040	-.868
310	367	-.195	.055	-.040	-.594
310	368	-.191	.051	.002	-.548
310	369	-.204	.057	-.000	-.499
310	370	-.299	.109	-.026	-1.004

WD	TAP	CPMEAN	CPRMS	CPMAX	CPMIN
310	371	-.390	.182	.070	-1.542
310	372	-.389	.175	-.031	-1.597
310	373	-.107	.038	.023	-.255
310	374	-.185	.052	-.008	-.459
310	375	-.171	.046	-.000	-.414
310	376	-.177	.037	-.069	-.349
310	377	-.163	.034	-.062	-.307
310	378	-.198	.040	-.049	-.446
310	379	-.141	.041	.072	-.298
310	401	-.514	.255	.123	-2.433
310	402	-.485	.170	.121	-1.367
310	403	-.505	.187	.052	-1.524
310	404	-.473	.152	-.082	-1.533
310	405	-.463	.124	-.105	-1.411
310	406	-.451	.096	-.215	-1.083
310	407	-.463	.110	-.188	-1.186
310	408	-.525	.238	.126	-1.675
310	409	-.517	.208	.214	-1.467
310	410	-.488	.143	.009	-1.244
310	411	-.500	.153	-.034	-1.445
310	412	-.443	.119	-.110	-1.135
310	413	-.432	.106	-.146	-.932
310	414	-.436	.093	-.186	-.874
310	415	-.575	.241	.041	-2.213
310	416	-.541	.223	.034	-1.985
310	417	-.507	.164	-.001	-1.627
310	418	-.488	.128	-.178	-1.274
310	419	-.481	.122	-.133	-1.326
310	420	-.430	.112	-.110	-1.067
310	421	-.437	.111	-.126	-.956
310	422	-.609	.247	.110	-2.123
310	423	-.617	.261	.121	-2.187
310	424	-.550	.200	.034	-1.694
310	425	-.542	.171	-.016	-2.125
310	426	-.529	.124	-.103	-1.422
310	427	-.525	.128	-.115	-1.286
310	428	-.485	.123	-.079	-1.192
310	429	-.612	.272	.151	-2.446
310	430	-.613	.211	.060	-1.719
310	431	-.626	.202	.059	-1.606
310	432	-.599	.181	.248	-1.609
310	433	-.600	.158	-.038	-1.658
310	434	-.591	.126	-.270	-1.354
310	435	-.601	.143	-.206	-1.507
310	436	-.459	.198	.093	-1.697
310	437	-.470	.198	.164	-1.242
310	438	-.537	.193	.069	-1.376
310	439	-.634	.235	.375	-1.864
310	440	-.637	.233	.030	-2.114
310	441	-.630	.196	-.178	-2.171

APPENDIX A -- PRESSURE DATA: CONFIGURATION A ; REPUBLIC PLAZA, DENVER

WD	TAP	CPMEAN	CPRMS	CPMAX	CPMIN
310	442	-.635	.167	-.219	-1.712
310	443	-.314	.114	.070	-.935
310	444	-.225	.110	.334	-1.004
310	445	-.180	.135	.287	-.830
310	446	-.216	.169	.225	-1.169
310	447	-.366	.282	.386	-1.593
310	448	-.525	.274	.255	-2.118
310	449	-.521	.223	.036	-2.234
310	450	-.229	.067	-.054	-.571
310	451	-.201	.059	.030	-.515
310	452	-.148	.054	.113	-.385
310	453	-.169	.070	.114	-.521
310	454	-.233	.087	.003	-.683
310	455	-.285	.113	.017	-1.334
310	456	-.242	.109	.050	-1.032
310	457	-.136	.045	.097	-.321
310	458	-.124	.041	.062	-.342
310	459	-.128	.054	.145	-.402
310	460	-.111	.066	.106	-.709
310	461	-.129	.079	.084	-.659
310	462	-.140	.072	.042	-.822
310	463	-.146	.086	.068	-.950
310	464	-.082	.060	.202	-.385
310	465	-.061	.050	.127	-.227
310	466	-.083	.059	.115	-.378
310	467	-.083	.060	.126	-.347
310	468	-.090	.061	.114	-.452
310	469	-.063	.063	.249	-.306
310	470	-.067	.058	.385	-.233
310	471	-.065	.052	.223	-.250
310	472	-.054	.073	.372	-.513
310	473	-.062	.060	.245	-.358
310	474	-.071	.073	.227	-.409
310	475	-.053	.069	.187	-.379
310	476	-.091	.099	.181	-.884
310	477	-.115	.097	.192	-.958
310	478	-.122	.086	.137	-.808
310	601	-.055	.051	.244	-.309
310	602	-.087	.052	.135	-.436
310	603	-.166	.089	.223	-.594
310	604	-.116	.056	.082	-.488
310	605	-.190	.070	.117	-.539
310	606	-.177	.059	.107	-.513
310	607	-.098	.040	.062	-.321
310	608	-.086	.044	.208	-.353
310	609	-.101	.046	.105	-.349
310	610	-.035	.051	.211	-.188
310	611	-.009	.051	.225	-.129
310	612	-.040	.055	.230	-.243
310	613	-.025	.063	.288	-.203

WD	TAP	CPMEAN	CPRMS	CPMAX	CPMIN
310	614	-.079	.069	.218	-.333
310	615	.006	.066	.299	-.232
310	616	-.052	.061	.352	-.220
310	617	-.029	.066	.300	-.199
310	618	-.049	.075	.448	-.506
310	619	-.052	.052	.203	-.285
310	620	-.067	.044	.201	-.310
310	621	-.012	.075	.320	-.215
310	622	-.004	.065	.313	-.193
310	623	.019	.060	.270	-.144
310	624	-.010	.056	.241	-.179
310	625	-.032	.082	.503	-.441
310	626	-.101	.072	.186	-.445
310	627	-.054	.037	.086	-.194
310	628	-.062	.042	.095	-.272
310	629	-.076	.048	.112	-.347
310	630	-.098	.044	.085	-.364
310	631	-.057	.040	.120	-.332
310	632	-.077	.050	.124	-.362
310	633	-.059	.040	.119	-.171
310	634	-.057	.052	.256	-.400
310	635	-.010	.046	.290	-.158
310	636	-.133	.050	-.006	-.479
310	637	-.092	.036	.048	-.272
310	638	-.127	.048	.026	-.351
310	639	-.126	.068	.100	-.579
310	640	-.077	.033	.075	-.184
310	641	-.126	.058	.176	-.418
310	642	-.170	.090	.055	-.791
310	643	-.042	.050	.169	-.194
310	644	-.168	.061	.025	-.501
310	645	-.048	.052	.279	-.221
310	646	-.158	.043	-.035	-.453
310	647	-.048	.051	.202	-.326
310	648	-.180	.085	.015	-.868
310	649	-.187	.054	.027	-.509
310	650	.010	.055	.227	-.172
310	651	-.046	.056	.269	-.320
310	652	-.185	.045	-.012	-.399
310	653	-.014	.052	.289	-.189
310	701	-.175	.054	-.038	-.485
310	702	-.134	.046	.083	-.365
310	703	-.176	.040	.053	-.366
310	704	-.170	.056	.021	-.721
310	705	-.181	.048	.010	-.485
310	706	-.131	.086	.261	-.611
310	707	-.131	.069	.278	-.418
310	708	-.105	.063	.206	-.294
310	709	-.144	.047	.026	-.353
310	710	-.056	.106	.687	-.409

WD	TAP	CPMEAN	CPRMS	CPMAX	CPMIN
310	711	-.082	.076	.379	-.333
310	712	-.084	.075	.370	-.624
310	713	-.062	.071	.294	-.276
310	714	-.177	.044	-.038	-.402
310	715	-.173	.040	-.023	-.446
310	716	-.137	.035	-.033	-.408
310	717	-.156	.040	.023	-.350
310	718	-.163	.036	.024	-.342
310	719	-.149	.046	.004	-.538
310	720	-.171	.057	.036	-.459
310	721	-.128	.035	.013	-.455
310	722	-.147	.040	-.002	-.409
310	723	-.148	.049	.065	-.421
310	724	-.132	.033	.012	-.279
310	725	-.096	.029	.021	-.271
310	726	-.160	.052	.015	-.506
310	727	-.169	.039	-.045	-.382
310	728	-.230	.072	-.057	-.676
310	729	-.110	.035	.103	-.324
310	730	-.175	.045	-.013	-.390
310	731	-.168	.055	.120	-.463
310	732	-.089	.064	.370	-.376
320	1	-.470	.105	-.202	-.939
320	2	-.458	.110	-.185	-.986
320	3	-.486	.133	-.150	-1.077
320	4	-.460	.129	-.137	-1.624
320	5	-.502	.137	-.194	-1.313
320	6	-.492	.119	-.178	-1.261
320	7	-.504	.138	-.178	-1.207
320	8	-.500	.139	-.093	-1.279
320	9	-.500	.167	-.053	-1.351
320	10	-.519	.140	-.112	-1.227
320	11	-.514	.135	-.091	-1.172
320	12	-.547	.171	.020	-1.564
320	13	-.508	.174	.068	-1.587
320	14	-.434	.139	.067	-.976
320	15	-.450	.128	-.030	-1.016
320	16	-.437	.182	.263	-1.248
320	17	-.414	.193	.370	-1.510
320	18	-.448	.211	.233	-1.436
320	19	-.474	.197	.523	-1.459
320	20	-.401	.162	.187	-1.136
320	101	.215	.131	.746	-.267
320	102	.241	.129	.806	-.189
320	103	.254	.120	.833	-.222
320	104	.253	.102	.596	-.069
320	105	.220	.111	.611	-.235
320	106	.222	.107	.627	-.177
320	107	.242	.116	.687	-.169
320	108	.136	.098	.458	-.213

APPENDIX A -- PRESSURE DATA: CONFIGURATION A ; REPUBLIC PLAZA, DENVER

WD	TAP	CPMEAN	CPRMS	CPMAX	CPMIN
320	109	.013	.108	.417	-.365
320	110	.215	.141	.839	-.401
320	111	.424	.160	.979	-.110
320	112	.590	.157	1.025	.067
320	113	.623	.173	1.153	.076
320	114	.623	.170	1.120	.118
320	115	.629	.154	1.095	.143
320	116	.562	.130	.946	.101
320	117	.353	.123	.707	-.230
320	118	.166	.108	.488	-.378
320	119	.129	.131	.571	-.502
320	120	.358	.132	.774	-.184
320	121	.558	.164	1.062	-.087
320	122	.643	.164	1.115	.070
320	123	.621	.157	1.143	.127
320	124	.601	.134	1.046	.180
320	125	.507	.138	.992	-.050
320	126	.293	.118	.683	-.399
320	127	.109	.111	.450	-.422
320	128	-.005	.108	.365	-.528
320	129	.181	.141	.693	-.284
320	130	.375	.164	.992	-.184
320	131	.477	.169	1.026	.017
320	132	.501	.150	.994	.067
320	133	.473	.162	1.003	.011
320	134	.403	.153	.940	-.036
320	135	.205	.137	.735	-.427
320	136	-.004	.107	.424	-.530
320	137	-.133	.122	.422	-.688
320	138	.049	.129	.610	-.378
320	139	.202	.145	.762	-.208
320	140	.270	.133	.720	-.089
320	141	.278	.148	.852	-.069
320	142	.278	.144	.964	-.085
320	143	.228	.136	.794	-.106
320	144	.075	.114	.523	-.315
320	145	-.103	.132	.466	-.643
320	146	-.225	.104	.186	-.696
320	147	-.114	.083	.234	-.525
320	148	-.028	.066	.293	-.317
320	149	-.004	.075	.394	-.263
320	150	.039	.083	.445	-.236
320	151	.058	.080	.491	-.210
320	152	.048	.069	.327	-.186
320	153	-.057	.098	.326	-.452
320	154	-.162	.124	.330	-.703
320	155	-.183	.089	.138	-.698
320	156	-.136	.061	.126	-.417
320	157	-.119	.058	.085	-.417
320	158	-.081	.056	.153	-.316

WD	TAP	CPMEAN	CPRMS	CPMAX	CPMIN
320	159	-.057	.060	.268	-.297
320	160	-.033	.050	.288	-.243
320	161	-.046	.062	.380	-.300
320	162	-.071	.083	.377	-.503
320	163	-.134	.111	.544	-.598
320	164	-.127	.043	-.001	-.363
320	165	-.129	.051	.043	-.361
320	166	-.091	.055	.155	-.347
320	167	-.087	.062	.168	-.388
320	168	-.038	.058	.186	-.356
320	169	-.039	.054	.188	-.289
320	170	-.060	.051	.144	-.323
320	171	-.077	.073	.212	-.458
320	172	-.072	.081	.346	-.566
320	173	.098	.082	.607	-.208
320	174	.137	.096	.678	-.105
320	175	.177	.094	.604	-.099
320	176	.215	.087	.593	.027
320	177	.209	.095	.573	-.123
320	178	.193	.087	.585	-.087
320	179	.163	.085	.546	-.106
320	180	.105	.098	.554	-.202
320	181	.087	.082	.502	-.268
320	201	-.425	.109	-.165	-1.122
320	202	-.426	.094	-.195	-1.010
320	203	-.446	.128	-.091	-1.575
320	204	-.479	.172	-.065	-1.733
320	205	-.467	.191	.161	-1.733
320	206	-.462	.169	.120	-1.359
320	207	-.495	.260	.257	-1.776
320	208	-.400	.102	-.086	-1.042
320	209	-.413	.102	-.117	-.942
320	210	-.433	.097	-.170	-1.000
320	211	-.454	.146	-.103	-1.539
320	212	-.457	.164	.145	-1.560
320	213	-.494	.210	.189	-1.813
320	214	-.510	.206	.145	-1.529
320	215	-.434	.123	-.075	-.980
320	216	-.441	.122	-.072	-.996
320	217	-.462	.121	-.078	-1.273
320	218	-.491	.124	-.106	-1.150
320	219	-.511	.163	.193	-1.286
320	220	-.565	.223	.242	-1.773
320	221	-.560	.244	.047	-1.904
320	222	-.538	.138	-.163	-1.511
320	223	-.539	.162	-.094	-1.812
320	224	-.563	.173	-.037	-2.205
320	225	-.590	.193	-.087	-1.751
320	226	-.587	.179	-.011	-1.782
320	227	-.591	.252	.180	-1.863

WD	TAP	CPMEAN	CPRMS	CPMAX	CPMIN
320	228	-.602	.279	.138	-2.205
320	229	-.631	.202	-.101	-2.034
320	230	-.640	.181	-.159	-1.833
320	231	-.637	.239	.057	-2.111
320	232	-.614	.244	.168	-1.715
320	233	-.552	.237	.280	-1.489
320	234	-.506	.215	.207	-1.405
320	235	-.500	.272	.339	-2.284
320	236	-.631	.249	.030	-2.207
320	237	-.638	.279	.088	-2.586
320	238	-.555	.283	.131	-1.732
320	239	-.389	.302	.374	-1.614
320	240	-.284	.242	.335	-1.320
320	241	-.248	.187	.323	-1.391
320	242	-.257	.161	.134	-1.562
320	243	-.419	.249	.410	-1.817
320	244	-.408	.294	.325	-2.080
320	245	-.245	.260	.357	-1.672
320	246	-.135	.136	.255	-1.205
320	247	-.103	.101	.282	-1.008
320	248	-.121	.077	.233	-.650
320	249	-.137	.071	.136	-.616
320	250	-.212	.125	.145	-.973
320	251	-.183	.146	.248	-1.186
320	252	-.106	.095	.240	-1.105
320	253	-.072	.055	.116	-.379
320	254	-.078	.038	.065	-.239
320	255	-.099	.044	.059	-.331
320	256	-.124	.048	.018	-.370
320	257	-.078	.080	.132	-1.163
320	258	-.070	.060	.097	-.563
320	259	-.032	.054	.168	-.390
320	260	-.024	.048	.143	-.291
320	261	-.031	.043	.205	-.199
320	262	-.052	.034	.246	-.182
320	263	-.072	.041	.157	-.251
320	264	-.019	.050	.229	-.193
320	265	-.025	.045	.168	-.163
320	266	.003	.046	.204	-.145
320	267	-.003	.049	.232	-.160
320	268	-.013	.049	.190	-.184
320	269	-.060	.104	.250	-1.024
320	270	-.049	.085	.195	-.733
320	271	-.030	.066	.199	-.421
320	272	.008	.061	.295	-.231
320	273	.016	.062	.324	-.167
320	274	-.006	.048	.250	-.170
320	275	-.014	.047	.213	-.156
320	276	-.043	.053	.195	-.474
320	277	-.011	.049	.239	-.144

APPENDIX A -- PRESSURE DATA: CONFIGURATION A ; REPUBLIC PLAZA, DENVER

WD	TAP	CPMEAN	CPRMS	CPMAX	CPMIN
320	278	-.012	.044	.226	-.163
320	301	-.365	.146	.137	-1.304
320	302	-.359	.142	.069	-1.152
320	303	-.359	.128	.174	-1.186
320	304	-.376	.104	-.020	-.992
320	305	-.361	.116	.063	-.873
320	306	-.354	.117	.029	-.913
320	307	-.342	.128	.063	-1.065
320	308	-.351	.123	.031	-.990
320	309	-.342	.148	.112	-1.008
320	310	-.370	.121	.054	-1.007
320	311	-.341	.110	.017	-.899
320	312	-.338	.083	-.124	-.716
320	313	-.318	.082	-.070	-.634
320	314	-.318	.083	-.046	-.666
320	315	-.323	.095	-.048	-.851
320	316	-.338	.099	-.068	-.822
320	317	-.328	.125	.036	-.989
320	318	-.346	.140	.091	-1.137
320	319	-.402	.121	.005	-1.026
320	320	-.380	.088	-.095	-.813
320	321	-.328	.075	-.048	-.673
320	322	-.316	.066	-.061	-.624
320	323	-.324	.070	-.094	-.578
320	324	-.351	.076	-.127	-.624
320	325	-.350	.103	-.073	-.720
320	326	-.377	.135	.049	-1.189
320	327	-.403	.163	.087	-1.183
320	328	-.470	.150	.007	-1.203
320	329	-.413	.142	.036	-1.144
320	330	-.366	.114	-.023	-1.042
320	331	-.333	.087	.024	-.805
320	332	-.349	.077	-.051	-.662
320	333	-.356	.103	-.036	-1.351
320	334	-.377	.125	-.013	-1.089
320	335	-.409	.160	.135	-1.104
320	336	-.458	.169	.055	-1.154
320	337	-.393	.172	.112	-.981
320	338	-.368	.152	.119	-.928
320	339	-.353	.131	-.022	-1.077
320	340	-.339	.095	-.054	-.723
320	341	-.337	.103	.036	-.885
320	342	-.393	.132	.002	-.935
320	343	-.409	.144	-.048	-1.082
320	344	-.427	.149	-.037	-1.271
320	345	-.428	.183	.075	-1.459
320	346	-.247	.135	.248	-1.182
320	347	-.263	.137	.137	-1.019
320	348	-.292	.125	.029	-1.319
320	349	-.261	.108	.242	-.917

WD	TAP	CPMEAN	CPRMS	CPMAX	CPMIN
320	350	-.276	.099	.208	-.736
320	351	-.386	.146	.104	-1.135
320	352	-.473	.175	-.071	-1.356
320	353	-.398	.170	.043	-1.220
320	354	-.386	.168	.054	-1.368
320	355	-.152	.068	.087	-.523
320	356	-.170	.059	-.005	-.456
320	357	-.163	.065	.041	-.629
320	358	-.161	.059	.116	-.541
320	359	-.171	.062	.065	-.552
320	360	-.258	.100	.140	-.730
320	361	-.415	.182	.114	-1.392
320	362	-.429	.211	.031	-1.966
320	363	-.400	.184	-.024	-1.487
320	364	-.148	.044	-.018	-.454
320	365	-.136	.050	.011	-.624
320	366	-.141	.045	.046	-.385
320	367	-.155	.042	-.041	-.365
320	368	-.147	.037	-.030	-.296
320	369	-.150	.038	.025	-.331
320	370	-.192	.062	-.002	-.683
320	371	-.241	.120	.018	-1.277
320	372	-.244	.115	.002	-1.109
320	373	-.080	.034	.071	-.264
320	374	-.150	.044	-.028	-.345
320	375	-.117	.036	-.005	-.297
320	376	-.127	.028	-.034	-.278
320	377	-.127	.027	-.044	-.230
320	378	-.095	.025	-.020	-.193
320	379	-.101	.026	-.019	-.246
320	401	-.387	.214	.203	-1.578
320	402	-.406	.169	.115	-1.101
320	403	-.524	.225	.184	-1.433
320	404	-.580	.224	.121	-1.588
320	405	-.639	.230	-.107	-1.752
320	406	-.667	.225	-.216	-1.726
320	407	-.674	.274	-.165	-3.168
320	408	-.408	.236	.237	-1.860
320	409	-.401	.202	.292	-1.358
320	410	-.509	.189	.087	-1.749
320	411	-.628	.222	-.005	-1.654
320	412	-.626	.228	-.061	-1.689
320	413	-.624	.222	-.126	-1.544
320	414	-.638	.197	-.208	-1.476
320	415	-.579	.310	.316	-1.922
320	416	-.535	.282	.292	-1.770
320	417	-.538	.222	.152	-1.714
320	418	-.615	.189	-.006	-1.444
320	419	-.597	.187	-.081	-1.710
320	420	-.523	.165	-.135	-2.023

WD	TAP	CPMEAN	CPRMS	CPMAX	CPMIN
320	421	-.535	.171	-.081	-1.421
320	422	-.615	.281	.102	-1.890
320	423	-.606	.291	.244	-1.731
320	424	-.586	.242	.181	-1.708
320	425	-.624	.239	.305	-1.828
320	426	-.629	.181	-.015	-1.608
320	427	-.608	.182	-.092	-1.976
320	428	-.560	.173	-.063	-1.766
320	429	-.506	.274	.215	-1.958
320	430	-.523	.226	.111	-1.801
320	431	-.579	.252	.168	-1.838
320	432	-.606	.236	.207	-1.738
320	433	-.646	.215	-.011	-2.679
320	434	-.649	.165	-.203	-1.602
320	435	-.646	.181	-.150	-1.718
320	436	-.319	.163	.265	-1.047
320	437	-.284	.164	.237	-1.158
320	438	-.340	.185	.213	-1.140
320	439	-.496	.276	.461	-1.978
320	440	-.639	.296	.196	-2.132
320	441	-.660	.257	-.122	-2.176
320	442	-.666	.218	-.240	-1.823
320	443	-.268	.101	.054	-.759
320	444	-.173	.081	.190	-.553
320	445	-.119	.071	.292	-.669
320	446	-.123	.080	.200	-.774
320	447	-.170	.171	.359	-1.446
320	448	-.327	.237	.316	-1.657
320	449	-.371	.204	.207	-1.856
320	450	-.174	.046	-.043	-.444
320	451	-.156	.044	-.027	-.397
320	452	-.114	.041	.040	-.305
320	453	-.124	.044	.046	-.353
320	454	-.162	.047	-.012	-.594
320	455	-.200	.072	-.014	-1.112
320	456	-.163	.068	.019	-.795
320	457	-.103	.034	.029	-.238
320	458	-.112	.032	-.004	-.225
320	459	-.105	.042	.028	-.317
320	460	-.072	.046	.074	-.334
320	461	-.081	.054	.095	-.435
320	462	-.101	.055	.070	-.735
320	463	-.103	.066	.108	-.726
320	464	-.061	.038	.093	-.226
320	465	-.041	.034	.092	-.183
320	466	-.058	.040	.081	-.220
320	467	-.056	.043	.111	-.271
320	468	-.064	.044	.123	-.254
320	469	-.063	.039	.093	-.238
320	470	-.065	.035	.123	-.178

APPENDIX A -- PRESSURE DATA: CONFIGURATION A ; REPUBLIC PLAZA, DENVER

WD	TAP	CPMEAN	CPRMS	CPMAX	CPMIN
320	471	-.062	.034	.127	-.181
320	472	-.049	.044	.177	-.191
320	473	-.052	.040	.100	-.238
320	474	-.044	.055	.200	-.372
320	475	-.028	.051	.183	-.346
320	476	-.049	.065	.188	-.671
320	477	-.066	.082	.192	-.609
320	478	-.088	.072	.131	-.522
320	601	-.042	.053	.292	-.262
320	602	-.056	.053	.323	-.367
320	603	-.087	.084	.350	-.406
320	604	-.087	.041	.053	-.305
320	605	-.130	.069	.184	-.570
320	606	-.131	.049	.178	-.335
320	607	-.081	.035	.084	-.261
320	608	-.065	.041	.134	-.222
320	609	-.066	.040	.181	-.241
320	610	-.047	.041	.220	-.210
320	611	-.047	.042	.205	-.181
320	612	-.067	.052	.184	-.322
320	613	-.066	.050	.234	-.238
320	614	-.050	.059	.220	-.313
320	615	.009	.054	.287	-.194
320	616	-.039	.049	.282	-.200
320	617	-.005	.056	.272	-.172
320	618	-.049	.079	.350	-.409
320	619	-.070	.051	.253	-.300
320	620	-.076	.037	.112	-.252
320	621	.021	.067	.367	-.181
320	622	.017	.063	.403	-.171
320	623	.033	.054	.352	-.129
320	624	-.003	.048	.216	-.126
320	625	-.014	.094	.376	-.424
320	626	-.140	.070	.115	-.483
320	627	-.072	.033	.060	-.222
320	628	-.077	.036	.068	-.250
320	629	-.077	.041	.133	-.296
320	630	-.094	.035	.078	-.269
320	631	-.072	.034	.040	-.307
320	632	-.098	.046	.038	-.451
320	633	-.073	.033	.113	-.190
320	634	-.072	.043	.137	-.293
320	635	-.041	.040	.188	-.146
320	636	-.119	.042	-.004	-.376
320	637	-.087	.030	.016	-.245
320	638	-.102	.033	.014	-.252
320	639	-.110	.051	.081	-.441
320	640	-.082	.027	.018	-.206
320	641	-.096	.037	.082	-.294
320	642	-.114	.048	.008	-.429

WD	TAP	CPMEAN	CPRMS	CPMAX	CPMIN
320	643	-.018	.041	.329	-.129
320	644	-.136	.048	-.012	-.379
320	645	-.027	.049	.296	-.192
320	646	-.074	.034	.034	-.248
320	647	-.016	.060	.306	-.393
320	648	-.090	.049	.053	-.415
320	649	-.095	.044	.071	-.322
320	650	.041	.040	.241	-.100
320	651	-.020	.052	.220	-.244
320	652	-.103	.038	.009	-.304
320	653	.051	.058	.384	-.282
320	701	-.098	.031	.067	-.220
320	702	-.056	.037	.132	-.237
320	703	-.121	.031	.092	-.241
320	704	-.108	.030	-.001	-.301
320	705	-.115	.033	.041	-.304
320	706	-.089	.050	.102	-.469
320	707	-.112	.038	.261	-.267
320	708	-.065	.044	.169	-.209
320	709	-.094	.037	.121	-.237
320	710	-.049	.053	.313	-.301
320	711	-.068	.039	.127	-.246
320	712	-.058	.052	.173	-.286
320	713	-.026	.050	.224	-.178
320	714	-.111	.030	.075	-.268
320	715	-.101	.028	-.006	-.248
320	716	-.065	.021	.002	-.182
320	717	-.094	.030	.057	-.201
320	718	-.102	.028	.021	-.196
320	719	-.094	.024	-.013	-.249
320	720	-.119	.036	-.020	-.345
320	721	-.070	.022	-.005	-.226
320	722	-.119	.023	-.043	-.208
320	723	-.109	.031	-.001	-.249
320	724	-.094	.023	-.015	-.182
320	725	-.055	.019	.013	-.123
320	726	-.125	.030	-.040	-.260
320	727	-.117	.026	-.039	-.252
320	728	-.143	.034	-.036	-.313
320	729	-.063	.021	.009	-.176
320	730	-.132	.024	-.052	-.239
320	731	-.118	.026	-.036	-.235
320	732	-.046	.045	.150	-.220
330	1	-.439	.104	-.143	-1.317
330	2	-.478	.124	-.106	-1.099
330	3	-.573	.179	-.087	-1.554
330	4	-.428	.127	-.089	-1.328
330	5	-.655	.220	.006	-1.757
330	6	-.486	.125	-.125	-1.494
330	7	-.576	.160	-.166	-1.485

WD	TAP	CPMEAN	CPRMS	CPMAX	CPMIN
330	8	-.514	.147	-.011	-1.231
330	9	-.425	.142	.158	-1.382
330	10	-.470	.127	-.117	-1.131
330	11	-.565	.206	.024	-1.766
330	12	-.382	.200	.179	-1.160
330	13	-.483	.190	.225	-1.877
330	14	-.371	.151	.260	-1.023
330	15	-.332	.134	.064	-.884
330	16	-.369	.155	.207	-1.112
330	17	-.159	.139	.219	-.817
330	18	-.312	.177	.255	-1.249
330	19	-.295	.158	.298	-1.111
330	20	-.016	.146	.468	-.631
330	101	.320	.192	.997	-.412
330	102	.331	.188	.970	-.462
330	103	.282	.161	.831	-.311
330	104	.267	.132	.717	-.232
330	105	.229	.138	.681	-.436
330	106	.233	.125	.625	-.448
330	107	.250	.135	.699	-.334
330	108	.141	.105	.528	-.349
330	109	.008	.112	.480	-.450
330	110	.276	.199	1.059	-.410
330	111	.474	.211	1.094	-.214
330	112	.589	.198	1.201	-.017
330	113	.595	.215	1.298	-.073
330	114	.584	.205	1.244	-.183
330	115	.555	.183	1.286	-.180
330	116	.479	.151	1.176	-.064
330	117	.278	.137	.868	-.272
330	118	.123	.111	.562	-.401
330	119	.111	.167	.695	-.416
330	120	.283	.169	.860	-.198
330	121	.409	.211	1.146	-.162
330	122	.459	.211	1.075	-.099
330	123	.441	.194	1.128	-.169
330	124	.419	.164	.882	-.079
330	125	.340	.170	.866	-.202
330	126	.167	.138	.672	-.286
330	127	.035	.124	.554	-.443
330	128	.002	.118	.481	-.423
330	129	.112	.148	.805	-.279
330	130	.214	.164	.958	-.195
330	131	.241	.167	.955	-.148
330	132	.251	.151	.873	-.156
330	133	.235	.171	.896	-.232
330	134	.192	.163	.740	-.244
330	135	.049	.147	.543	-.375
330	136	-.100	.113	.349	-.508
330	137	-.073	.101	.331	-.534

APPENDIX A -- PRESSURE DATA: CONFIGURATION A ; REPUBLIC PLAZA, DENVER

WD	TAP	CPMEAN	CPRMS	CPMAX	CPMIN
330	138	.018	.093	.506	-.340
330	139	.071	.101	.548	-.214
330	140	.087	.095	.546	-.194
330	141	.083	.114	.621	-.253
330	142	.087	.115	.658	-.237
330	143	.050	.125	.588	-.341
330	144	-.058	.104	.463	-.443
330	145	-.178	.124	.385	-.700
330	146	-.066	.082	.213	-.640
330	147	-.047	.065	.194	-.336
330	148	-.041	.047	.176	-.225
330	149	-.050	.054	.214	-.265
330	150	-.039	.061	.222	-.300
330	151	-.038	.068	.344	-.246
330	152	-.052	.064	.322	-.281
330	153	-.123	.086	.244	-.426
330	154	-.182	.102	.248	-.675
330	155	-.085	.066	.178	-.418
330	156	-.076	.048	.086	-.317
330	157	-.078	.047	.097	-.321
330	158	-.070	.045	.091	-.260
330	159	-.073	.047	.156	-.332
330	160	-.073	.044	.131	-.272
330	161	-.085	.056	.174	-.363
330	162	-.106	.066	.173	-.422
330	163	-.148	.080	.144	-.576
330	164	-.089	.038	.048	-.259
330	165	-.083	.045	.083	-.302
330	166	-.051	.044	.119	-.239
330	167	-.084	.050	.133	-.370
330	168	-.048	.042	.116	-.235
330	169	-.058	.040	.119	-.308
330	170	-.101	.033	.049	-.268
330	171	-.129	.043	.039	-.368
330	172	-.118	.053	.034	-.550
330	173	-.026	.053	.268	-.141
330	174	-.008	.076	.398	-.152
330	175	.053	.097	.511	-.146
330	176	.093	.095	.477	-.100
330	177	.042	.097	.525	-.160
330	178	.089	.082	.490	-.136
330	179	.080	.075	.540	-.100
330	180	.012	.080	.470	-.165
330	181	.014	.073	.486	-.197
330	201	-.318	.091	-.028	-.736
330	202	-.318	.078	-.050	-.713
330	203	-.341	.116	.029	-1.301
330	204	-.355	.144	.089	-1.323
330	205	-.354	.151	.095	-1.439
330	206	-.350	.138	.098	-1.138

WD	TAP	CPMEAN	CPRMS	CPMAX	CPMIN
330	207	-.372	.201	.179	-1.916
330	208	-.294	.077	-.026	-.677
330	209	-.299	.081	-.014	-.754
330	210	-.311	.075	-.030	-.807
330	211	-.325	.100	.013	-1.128
330	212	-.339	.111	.013	-1.107
330	213	-.375	.157	-.019	-1.310
330	214	-.386	.156	-.055	-1.431
330	215	-.332	.102	.036	-.881
330	216	-.337	.102	.020	-.904
330	217	-.358	.114	-.025	-1.031
330	218	-.378	.111	-.062	-1.006
330	219	-.399	.140	.095	-1.192
330	220	-.432	.174	.115	-1.532
330	221	-.439	.176	.013	-1.482
330	222	-.414	.117	-.087	-1.102
330	223	-.419	.138	-.003	-1.378
330	224	-.441	.150	.087	-1.466
330	225	-.440	.157	-.048	-1.244
330	226	-.439	.142	.002	-1.198
330	227	-.455	.190	.100	-1.455
330	228	-.465	.213	.119	-1.693
330	229	-.477	.176	-.037	-1.752
330	230	-.484	.160	-.055	-1.543
330	231	-.494	.201	.168	-1.764
330	232	-.487	.205	.223	-1.606
330	233	-.434	.202	.165	-1.469
330	234	-.408	.186	.126	-1.536
330	235	-.408	.240	.179	-1.857
330	236	-.458	.207	.094	-1.868
330	237	-.477	.227	.081	-2.131
330	238	-.441	.225	.151	-1.538
330	239	-.333	.244	.433	-1.703
330	240	-.244	.210	.250	-1.176
330	241	-.212	.178	.222	-1.097
330	242	-.213	.157	.133	-1.257
330	243	-.324	.203	.075	-2.259
330	244	-.328	.219	.115	-2.142
330	245	-.242	.211	.299	-1.891
330	246	-.138	.125	.281	-.949
330	247	-.096	.101	.218	-.883
330	248	-.093	.083	.227	-.713
330	249	-.099	.077	.192	-.806
330	250	-.169	.104	.055	-1.369
330	251	-.157	.116	.140	-1.274
330	252	-.111	.074	.211	-.686
330	253	-.081	.050	.165	-.518
330	254	-.072	.033	.076	-.363
330	255	-.073	.036	.111	-.316
330	256	-.080	.036	.073	-.318

WD	TAP	CPMEAN	CPRMS	CPMAX	CPMIN
330	257	-.080	.061	.138	-.568
330	258	-.077	.050	.078	-.603
330	259	-.059	.052	.127	-.500
330	260	-.048	.039	.135	-.235
330	261	-.046	.036	.118	-.218
330	262	-.048	.029	.121	-.155
330	263	-.054	.031	.097	-.177
330	264	-.048	.046	.181	-.208
330	265	-.031	.047	.298	-.137
330	266	-.024	.050	.305	-.144
330	267	-.017	.052	.337	-.151
330	268	-.034	.049	.226	-.157
330	269	-.139	.170	.462	-1.366
330	270	-.087	.119	.403	-.832
330	271	-.049	.080	.409	-.528
330	272	-.054	.052	.252	-.333
330	273	-.014	.062	.339	-.243
330	274	-.020	.053	.312	-.166
330	275	-.023	.051	.272	-.147
330	276	-.119	.060	.082	-.555
330	277	-.024	.039	.192	-.166
330	278	-.024	.034	.174	-.228
330	301	-.325	.110	.032	-.916
330	302	-.320	.110	.022	-.832
330	303	-.321	.104	.008	-.779
330	304	-.336	.089	-.041	-.803
330	305	-.307	.101	.104	-.844
330	306	-.283	.095	.077	-1.007
330	307	-.263	.084	.068	-.971
330	308	-.269	.070	-.026	-.544
330	309	-.251	.077	.014	-.586
330	310	-.326	.083	-.063	-.790
330	311	-.305	.074	-.096	-.799
330	312	-.311	.061	-.079	-.590
330	313	-.291	.066	-.032	-.558
330	314	-.282	.066	-.022	-.572
330	315	-.268	.064	-.060	-.504
330	316	-.276	.061	-.102	-.519
330	317	-.254	.067	-.066	-.615
330	318	-.252	.068	-.061	-.684
330	319	-.354	.082	-.098	-.658
330	320	-.344	.062	-.112	-.641
330	321	-.307	.060	-.110	-.566
330	322	-.301	.059	-.131	-.540
330	323	-.303	.064	-.030	-.565
330	324	-.316	.059	-.140	-.557
330	325	-.289	.070	-.079	-.651
330	326	-.283	.091	.033	-1.124
330	327	-.293	.103	.018	-1.624
330	328	-.414	.103	-.130	-.936

APPENDIX A -- PRESSURE DATA: CONFIGURATION A ; REPUBLIC PLAZA, DENVER

WD	TAP	CPMEAN	CPRMS	CPMAX	CPMIN
330	329	-.360	.096	-.089	-.950
330	330	-.325	.077	-.071	-.676
330	331	-.332	.080	-.096	-.721
330	332	-.360	.084	-.150	-.684
330	333	-.346	.095	-.128	-.728
330	334	-.324	.100	-.058	-.757
330	335	-.315	.119	.093	-1.344
330	336	-.339	.120	.035	-1.187
330	337	-.411	.148	.012	-1.011
330	338	-.371	.130	.041	-.889
330	339	-.327	.104	.222	-.814
330	340	-.327	.077	-.062	-.623
330	341	-.354	.103	-.055	-.867
330	342	-.386	.126	-.069	-.978
330	343	-.361	.121	-.060	-1.117
330	344	-.357	.126	-.031	-1.202
330	345	-.346	.149	.055	-1.259
330	346	-.305	.162	.158	-.913
330	347	-.275	.143	.121	-.807
330	348	-.266	.115	.093	-1.032
330	349	-.222	.088	.156	-.769
330	350	-.268	.099	.210	-.738
330	351	-.389	.147	.043	-1.316
330	352	-.403	.160	-.054	-1.583
330	353	-.337	.159	.040	-1.578
330	354	-.328	.160	.064	-1.835
330	355	-.136	.089	.131	-.658
330	356	-.151	.077	.038	-.730
330	357	-.136	.076	.066	-.679
330	358	-.125	.056	.108	-.465
330	359	-.152	.067	.159	-.479
330	360	-.263	.115	.208	-.801
330	361	-.402	.182	.058	-1.625
330	362	-.353	.165	-.022	-1.549
330	363	-.338	.155	.028	-1.266
330	364	-.117	.042	-.013	-.392
330	365	-.104	.045	.009	-.411
330	366	-.105	.040	.025	-.392
330	367	-.088	.027	.016	-.195
330	368	-.091	.027	.018	-.230
330	369	-.110	.041	.065	-.305
330	370	-.187	.074	.023	-.738
330	371	-.214	.103	-.023	-.879
330	372	-.209	.096	-.014	-.762
330	373	-.050	.028	.085	-.168
330	374	-.088	.031	.034	-.436
330	375	-.072	.029	.093	-.159
330	376	-.098	.027	-.010	-.208
330	377	-.077	.020	-.007	-.153
330	378	-.118	.035	-.007	-.249
330	379	-.122	.038	-.007	-.274
330	401	-.148	.063	.076	-.581
330	402	-.143	.063	.060	-.570
330	403	-.120	.105	.188	-1.090
330	404	-.148	.172	.260	-1.129
330	405	-.398	.297	.232	-1.484
330	406	-.761	.261	.115	-1.903
330	407	-.779	.294	.061	-3.551
330	408	-.160	.067	.116	-.892
330	409	-.139	.082	.163	-.828
330	410	-.143	.120	.276	-1.128
330	411	-.243	.242	.288	-1.532
330	412	-.499	.328	.367	-1.684
330	413	-.611	.270	.517	-2.239
330	414	-.640	.224	.375	-1.967
330	415	-.214	.101	.091	-.917
330	416	-.156	.115	.144	-.868
330	417	-.166	.178	.221	-1.331
330	418	-.288	.239	.283	-1.467
330	419	-.443	.318	.349	-1.801
330	420	-.474	.254	.372	-2.362
330	421	-.473	.238	.315	-1.740
330	422	-.218	.073	.040	-.967
330	423	-.180	.093	.098	-.956
330	424	-.110	.131	.238	-1.027
330	425	-.147	.208	.319	-1.467
330	426	-.291	.272	.261	-1.617
330	427	-.397	.307	.330	-2.383
330	428	-.369	.272	.398	-1.809
330	429	-.159	.070	.080	-.487
330	430	-.151	.062	.157	-.504
330	431	-.093	.086	.194	-.703
330	432	-.048	.126	.352	-.971
330	433	-.109	.222	.355	-1.689
330	434	-.243	.260	.287	-2.029
330	435	-.259	.277	.424	-2.142
330	436	-.132	.066	.101	-.522
330	437	-.097	.055	.127	-.436
330	438	-.077	.049	.124	-.610
330	439	-.048	.067	.201	-.764
330	440	-.011	.102	.365	-1.036
330	441	-.050	.161	.353	-1.105
330	442	-.090	.141	.291	-.905
330	443	-.165	.061	.017	-.462
330	444	-.096	.047	.107	-.276
330	445	-.058	.039	.123	-.208
330	446	-.064	.034	.102	-.229
330	447	-.048	.048	.253	-.335
330	448	-.023	.072	.245	-.836
330	449	-.043	.077	.215	-.926
330	450	-.190	.048	-.055	-.392
330	451	-.147	.039	.006	-.337
330	452	-.077	.033	.055	-.227
330	453	-.071	.032	.057	-.225
330	454	-.100	.033	.009	-.266
330	455	-.104	.043	.052	-.366
330	456	-.077	.044	.081	-.375
330	457	-.097	.033	.057	-.244
330	458	-.102	.026	.056	-.204
330	459	-.087	.029	.104	-.208
330	460	-.054	.029	.083	-.179
330	461	-.063	.030	.057	-.301
330	462	-.104	.032	.018	-.381
330	463	-.103	.037	.039	-.386
330	464	-.050	.029	.056	-.157
330	465	-.037	.026	.049	-.128
330	466	-.048	.030	.047	-.184
330	467	-.047	.031	.065	-.182
330	468	-.054	.032	.061	-.192
330	469	-.044	.033	.087	-.220
330	470	-.046	.029	.100	-.137
330	471	-.040	.026	.073	-.137
330	472	-.039	.032	.086	-.151
330	473	-.041	.030	.060	-.144
330	474	-.047	.034	.168	-.172
330	475	-.037	.032	.166	-.187
330	476	-.052	.039	.161	-.505
330	477	-.060	.039	.172	-.344
330	478	-.089	.035	.106	-.328
330	601	-.062	.068	.302	-.408
330	602	-.041	.043	.255	-.249
330	603	-.076	.037	.196	-.249
330	604	-.075	.042	.231	-.338
330	605	-.085	.043	.236	-.429
330	606	-.089	.052	.307	-.638
330	607	-.059	.031	.212	-.185
330	608	-.068	.039	.236	-.210
330	609	-.076	.038	.100	-.324
330	610	-.068	.029	.100	-.163
330	611	-.071	.024	.052	-.161
330	612	-.079	.033	.117	-.201
330	613	-.083	.029	.067	-.213
330	614	-.073	.032	.124	-.212
330	615	-.033	.049	.565	-.190
330	616	-.040	.048	.374	-.215
330	617	-.016	.055	.369	-.286
330	618	-.043	.068	.630	-.256
330	619	-.058	.048	.198	-.321
330	620	-.090	.035	.225	-.270
330	621	-.005	.062	.340	-.198

APPENDIX A -- PRESSURE DATA: CONFIGURATION A ; REPUBLIC PLAZA, DENVER

WD	TAP	CPMEAN	CPRMS	CPMAX	CPMIN
330	622	-.030	.053	.302	-.229
330	623	-.004	.056	.334	-.168
330	624	-.023	.048	.306	-.149
330	625	.041	.101	.611	-.429
330	626	-.100	.077	.267	-.456
330	627	-.084	.033	.078	-.275
330	628	-.096	.029	.038	-.250
330	629	-.081	.028	.058	-.233
330	630	-.079	.027	.025	-.196
330	631	-.104	.034	.021	-.543
330	632	-.132	.048	.005	-.406
330	633	-.080	.029	.040	-.175
330	634	-.073	.029	.072	-.214
330	635	-.060	.025	.087	-.185
330	636	-.078	.027	.040	-.230
330	637	-.085	.028	.049	-.351
330	638	-.094	.038	.030	-.344
330	639	-.065	.023	.025	-.194
330	640	-.081	.024	.020	-.162
330	641	-.076	.033	.136	-.251
330	642	-.071	.038	.166	-.330
330	643	-.023	.040	.220	-.214
330	644	-.092	.034	.058	-.283
330	645	-.058	.044	.227	-.235
330	646	-.045	.025	.043	-.127
330	647	-.101	.063	.204	-.369
330	648	-.075	.033	.095	-.275
330	649	-.090	.032	.080	-.252
330	650	.006	.032	.193	-.081
330	651	-.061	.045	.279	-.189
330	652	-.084	.029	.038	-.275
330	653	-.068	.085	.234	-.608
330	701	-.084	.029	.056	-.179
330	702	-.050	.042	.115	-.187
330	703	-.121	.029	.017	-.223
330	704	-.095	.030	-.003	-.227
330	705	-.101	.033	.032	-.269
330	706	-.089	.044	.080	-.336
330	707	-.098	.035	.078	-.250
330	708	-.044	.037	.132	-.169
330	709	-.104	.037	.046	-.301
330	710	-.063	.030	.172	-.162
330	711	-.049	.030	.062	-.207
330	712	-.067	.034	.087	-.165
330	713	-.023	.036	.156	-.119
330	714	-.109	.036	.040	-.307
330	715	-.103	.035	-.001	-.254
330	716	-.048	.023	.032	-.164
330	717	-.092	.035	.070	-.212
330	718	-.101	.031	.034	-.209

WD	TAP	CPMEAN	CPRMS	CPMAX	CPMIN
330	719	-.082	.027	.021	-.239
330	720	-.090	.027	.096	-.190
330	721	-.059	.025	.059	-.191
330	722	-.144	.041	.211	-.335
330	723	-.086	.027	-.001	-.215
330	724	-.094	.028	.018	-.200
330	725	-.074	.038	.055	-.488
330	726	-.116	.030	.063	-.231
330	727	-.098	.026	-.001	-.239
330	728	-.128	.033	.006	-.278
330	729	-.030	.028	.172	-.111
330	730	-.124	.025	-.039	-.199
330	731	-.101	.024	-.018	-.179
330	732	-.043	.035	.103	-.155
340	1	-.410	.118	-.020	-1.145
340	2	-.486	.132	-.047	-1.135
340	3	-1.027	.334	.070	-2.339
340	4	-.404	.151	.087	-1.444
340	5	-.331	.388	.634	-1.863
340	6	-.440	.129	.098	-1.009
340	7	-.302	.352	.483	-1.502
340	8	-.467	.205	.129	-1.222
340	9	-.325	.127	.165	-.863
340	10	-.400	.129	-.003	-1.017
340	11	-.170	.123	.169	-1.171
340	12	-.356	.173	.134	-.929
340	13	-.234	.150	.163	-1.135
340	14	-.305	.134	.108	-.986
340	15	-.226	.059	.035	-.527
340	16	-.175	.124	.249	-.815
340	17	-.208	.115	.167	-.756
340	18	-.189	.126	.220	-.738
340	19	.029	.145	.466	-.597
340	20	-.139	.117	.330	-.722
340	101	.231	.242	1.057	-.492
340	102	.185	.229	.926	-.490
340	103	.118	.205	.840	-.461
340	104	.117	.165	.675	-.382
340	105	.109	.177	.742	-.506
340	106	.127	.168	.716	-.398
340	107	.137	.180	.756	-.481
340	108	.041	.139	.516	-.518
340	109	-.066	.139	.422	-.618
340	110	.330	.224	1.130	-.522
340	111	.361	.217	1.123	-.381
340	112	.347	.182	1.015	-.171
340	113	.332	.202	1.078	-.293
340	114	.328	.206	1.067	-.293
340	115	.338	.213	.987	-.216
340	116	.272	.185	.822	-.223

WD	TAP	CPMEAN	CPRMS	CPMAX	CPMIN
340	117	.114	.172	.655	-.496
340	118	-.005	.136	.414	-.515
340	119	.226	.170	.985	-.397
340	120	.256	.132	.825	-.289
340	121	.265	.139	.884	-.172
340	122	.264	.146	.997	-.134
340	123	.252	.165	1.157	-.114
340	124	.224	.155	.995	-.162
340	125	.162	.172	1.025	-.279
340	126	.028	.147	.685	-.391
340	127	-.073	.127	.430	-.463
340	128	.118	.119	.568	-.634
340	129	.152	.115	.730	-.419
340	130	.166	.109	.716	-.153
340	131	.148	.106	.677	-.198
340	132	.125	.106	.661	-.130
340	133	.100	.132	.735	-.223
340	134	.056	.137	.709	-.361
340	135	-.063	.132	.588	-.447
340	136	-.174	.104	.237	-.611
340	137	.038	.113	.478	-.489
340	138	.072	.091	.482	-.440
340	139	.063	.076	.495	-.352
340	140	.034	.069	.459	-.203
340	141	.011	.083	.576	-.228
340	142	-.002	.092	.510	-.253
340	143	-.047	.101	.500	-.298
340	144	-.140	.092	.321	-.493
340	145	-.211	.113	.305	-.793
340	146	-.076	.134	.245	-.834
340	147	-.045	.090	.305	-.828
340	148	-.052	.040	.199	-.294
340	149	-.070	.043	.191	-.316
340	150	-.075	.046	.290	-.251
340	151	-.091	.055	.208	-.298
340	152	-.125	.054	.171	-.305
340	153	-.179	.078	.216	-.517
340	154	-.212	.099	.140	-.883
340	155	-.179	.113	.128	-.918
340	156	-.149	.085	.094	-.650
340	157	-.098	.051	.090	-.368
340	158	-.086	.041	.063	-.284
340	159	-.100	.039	.031	-.316
340	160	-.117	.036	.049	-.294
340	161	-.134	.044	.083	-.347
340	162	-.158	.056	.133	-.454
340	163	-.193	.078	.040	-.642
340	164	-.119	.047	.017	-.321
340	165	-.106	.048	.029	-.300
340	166	-.076	.042	.100	-.300

APPENDIX A -- PRESSURE DATA: CONFIGURATION A ; REPUBLIC PLAZA, DENVER

WD	TAP	CPMEAN	CPRMS	CPMAX	CPMIN
340	167	-.119	.052	.078	-.363
340	168	-.088	.050	.111	-.328
340	169	-.105	.046	.048	-.349
340	170	-.163	.040	-.035	-.410
340	171	-.216	.058	-.031	-.525
340	172	-.228	.078	.012	-.619
340	173	-.081	.038	.124	-.313
340	174	-.086	.039	.185	-.279
340	175	-.067	.044	.226	-.215
340	176	-.043	.054	.309	-.212
340	177	-.086	.065	.196	-.250
340	178	-.027	.087	.410	-.246
340	179	-.017	.091	.437	-.209
340	180	-.063	.099	.588	-.330
340	181	-.062	.096	.545	-.419
340	201	-.310	.090	-.011	-.736
340	202	-.313	.079	-.064	-.677
340	203	-.324	.113	-.041	-1.153
340	204	-.319	.127	.049	-1.233
340	205	-.313	.129	.029	-1.122
340	206	-.329	.123	-.041	-1.067
340	207	-.342	.170	-.000	-1.589
340	208	-.287	.076	-.054	-.700
340	209	-.286	.075	-.083	-.704
340	210	-.295	.069	-.090	-.759
340	211	-.295	.084	-.083	-.746
340	212	-.297	.087	-.039	-.722
340	213	-.321	.114	-.081	-1.003
340	214	-.330	.105	-.122	-.943
340	215	-.300	.091	-.055	-1.073
340	216	-.301	.093	-.043	-1.046
340	217	-.321	.102	-.049	-.986
340	218	-.332	.088	-.092	-.759
340	219	-.337	.099	-.058	-.792
340	220	-.348	.112	-.060	-.941
340	221	-.346	.112	-.115	-.914
340	222	-.326	.111	.004	-.984
340	223	-.327	.135	.063	-1.209
340	224	-.339	.143	.197	-1.304
340	225	-.361	.142	-.007	-1.221
340	226	-.357	.108	-.092	-1.078
340	227	-.358	.127	-.098	-1.032
340	228	-.366	.138	-.082	-1.162
340	229	-.345	.177	.152	-2.003
340	230	-.354	.158	.037	-1.485
340	231	-.357	.188	.131	-1.992
340	232	-.346	.158	.268	-1.289
340	233	-.342	.132	.101	-.967
340	234	-.338	.108	.152	-.846
340	235	-.342	.132	.097	-1.302

WD	TAP	CPMEAN	CPRMS	CPMAX	CPMIN
340	236	-.299	.168	.111	-1.473
340	237	-.296	.163	.148	-1.329
340	238	-.306	.133	.030	-1.099
340	239	-.301	.138	.161	-1.132
340	240	-.290	.114	.163	-.840
340	241	-.286	.110	.089	-.865
340	242	-.293	.098	.092	-.862
340	243	-.262	.139	.061	-1.238
340	244	-.267	.139	.064	-1.145
340	245	-.283	.136	.014	-1.272
340	246	-.282	.108	-.036	-1.102
340	247	-.256	.102	.042	-.831
340	248	-.246	.105	.101	-.909
340	249	-.260	.125	.106	-1.136
340	250	-.276	.113	-.051	-1.012
340	251	-.281	.138	.036	-1.833
340	252	-.291	.138	.036	-1.881
340	253	-.244	.108	.038	-1.058
340	254	-.189	.068	-.006	-.709
340	255	-.160	.066	.042	-.709
340	256	-.165	.071	.077	-.769
340	257	-.247	.125	.038	-1.626
340	258	-.246	.107	-.019	-1.260
340	259	-.230	.113	.061	-1.325
340	260	-.175	.097	.086	-1.007
340	261	-.109	.062	.148	-.630
340	262	-.093	.039	.079	-.270
340	263	-.099	.041	.138	-.325
340	264	-.089	.067	.198	-.331
340	265	-.050	.077	.409	-.227
340	266	-.048	.082	.383	-.238
340	267	-.041	.085	.380	-.244
340	268	-.063	.073	.254	-.311
340	269	-.170	.223	.751	-1.384
340	270	-.068	.159	.485	-1.117
340	271	-.045	.105	.491	-.471
340	272	-.095	.070	.182	-.401
340	273	-.034	.095	.446	-.255
340	274	-.032	.088	.382	-.257
340	275	-.031	.082	.333	-.224
340	276	-.197	.094	.149	-.686
340	277	-.062	.058	.207	-.265
340	278	-.065	.048	.165	-.236
340	301	-.283	.096	-.039	-1.177
340	302	-.273	.090	-.037	-1.006
340	303	-.263	.084	.012	-.970
340	304	-.259	.060	-.089	-.822
340	305	-.242	.056	-.062	-.502
340	306	-.236	.052	-.029	-.472
340	307	-.238	.055	-.022	-.460

WD	TAP	CPMEAN	CPRMS	CPMAX	CPMIN
340	308	-.241	.049	-.070	-.442
340	309	-.228	.054	-.044	-.465
340	310	-.281	.068	-.085	-.739
340	311	-.270	.061	-.093	-.593
340	312	-.267	.048	-.117	-.499
340	313	-.250	.048	-.105	-.437
340	314	-.244	.047	-.093	-.449
340	315	-.244	.047	-.103	-.426
340	316	-.251	.045	-.107	-.442
340	317	-.237	.049	-.087	-.414
340	318	-.235	.049	-.090	-.408
340	319	-.299	.064	-.116	-.670
340	320	-.295	.050	-.144	-.514
340	321	-.271	.047	-.122	-.470
340	322	-.263	.045	-.090	-.474
340	323	-.262	.042	-.128	-.480
340	324	-.266	.040	-.126	-.425
340	325	-.250	.046	-.117	-.417
340	326	-.242	.046	-.113	-.428
340	327	-.244	.047	-.093	-.551
340	328	-.331	.074	-.117	-.731
340	329	-.303	.070	-.097	-.842
340	330	-.284	.055	-.019	-.589
340	331	-.282	.053	-.076	-.517
340	332	-.288	.051	-.146	-.565
340	333	-.269	.058	-.117	-.570
340	334	-.257	.057	-.108	-.497
340	335	-.248	.056	-.089	-.586
340	336	-.256	.051	-.114	-.528
340	337	-.319	.094	.036	-.880
340	338	-.303	.085	.017	-.907
340	339	-.299	.073	-.084	-.904
340	340	-.308	.065	-.129	-.721
340	341	-.293	.073	-.115	-.825
340	342	-.280	.071	-.087	-.787
340	343	-.272	.072	-.074	-.724
340	344	-.275	.068	-.062	-1.120
340	345	-.263	.076	-.039	-1.112
340	346	-.299	.100	-.001	-.914
340	347	-.287	.089	.003	-.837
340	348	-.302	.066	-.055	-.713
340	349	-.306	.083	-.019	-.732
340	350	-.311	.097	-.016	-.935
340	351	-.295	.093	-.103	-1.083
340	352	-.289	.083	-.114	-.898
340	353	-.264	.089	-.069	-.855
340	354	-.256	.089	-.047	-.881
340	355	-.249	.101	.118	-.761
340	356	-.252	.085	.071	-.859
340	357	-.250	.085	.137	-.699

APPENDIX A -- PRESSURE DATA: CONFIGURATION A ; REPUBLIC PLAZA, DENVER

WD	TAP	CPMEAN	CPRMS	CPMAX	CPMIN
340	358	-.282	.099	.106	-.757
340	359	-.319	.114	-.032	-.859
340	360	-.344	.126	-.104	-1.190
340	361	-.309	.134	-.054	-1.261
340	362	-.285	.124	-.026	-1.156
340	363	-.277	.126	.032	-1.017
340	364	-.208	.074	.004	-.701
340	365	-.188	.081	.115	-.739
340	366	-.169	.066	.091	-.477
340	367	-.204	.074	.182	-.525
340	368	-.207	.070	-.015	-.606
340	369	-.235	.073	.112	-.558
340	370	-.364	.116	-.032	-1.003
340	371	-.407	.168	-.019	-1.266
340	372	-.387	.150	.008	-1.145
340	373	-.087	.037	.086	-.211
340	374	-.106	.042	.131	-.255
340	375	-.099	.051	.151	-.229
340	376	-.164	.043	.023	-.387
340	377	-.146	.036	-.023	-.281
340	378	-.232	.063	.026	-.530
340	379	-.233	.061	-.024	-.546
340	401	-.156	.052	.065	-.377
340	402	-.119	.053	.100	-.363
340	403	-.033	.076	.285	-.455
340	404	.037	.083	.327	-.354
340	405	.034	.114	.356	-.877
340	406	-.219	.324	.451	-1.421
340	407	-.398	.327	.693	-2.107
340	408	-.171	.046	-.007	-.315
340	409	-.104	.057	.138	-.332
340	410	-.012	.070	.271	-.350
340	411	.064	.097	.430	-.558
340	412	.103	.196	.497	-1.283
340	413	-.170	.357	.764	-1.358
340	414	-.265	.272	.697	-2.045
340	415	-.214	.048	-.003	-.416
340	416	-.110	.056	.116	-.378
340	417	-.011	.074	.273	-.627
340	418	.031	.094	.371	-.709
340	419	.038	.212	.535	-1.353
340	420	-.079	.310	.801	-1.369
340	421	-.110	.289	.925	-1.063
340	422	-.236	.047	-.050	-.436
340	423	-.158	.060	.142	-.477
340	424	-.011	.073	.364	-.524
340	425	.041	.101	.474	-.627
340	426	.031	.151	.493	-1.042
340	427	-.032	.280	.783	-1.432
340	428	-.048	.283	.825	-1.242

WD	TAP	CPMEAN	CPRMS	CPMAX	CPMIN
340	429	-.199	.060	.023	-.441
340	430	-.164	.054	.040	-.359
340	431	-.050	.069	.243	-.337
340	432	.046	.078	.340	-.522
340	433	.081	.119	.516	-.779
340	434	.042	.163	.544	-1.044
340	435	.026	.207	.674	-1.542
340	436	-.178	.070	.129	-.486
340	437	-.123	.066	.134	-.424
340	438	-.059	.059	.174	-.330
340	439	.009	.077	.338	-.495
340	440	.083	.093	.448	-.507
340	441	.095	.119	.506	-.670
340	442	.052	.115	.582	-.550
340	443	-.244	.085	-.012	-.622
340	444	-.139	.064	.064	-.389
340	445	-.060	.048	.170	-.323
340	446	-.040	.042	.109	-.259
340	447	.002	.061	.228	-.242
340	448	.029	.081	.370	-.277
340	449	-.008	.079	.271	-.294
340	450	-.300	.070	-.104	-.596
340	451	-.205	.055	-.031	-.402
340	452	-.081	.042	.045	-.296
340	453	-.056	.044	.104	-.238
340	454	-.078	.044	.067	-.259
340	455	-.080	.054	.138	-.319
340	456	-.059	.051	.185	-.300
340	457	-.153	.046	.010	-.321
340	458	-.134	.031	-.015	-.248
340	459	-.093	.033	.054	-.233
340	460	-.051	.033	.092	-.171
340	461	-.059	.035	.093	-.214
340	462	-.103	.036	.038	-.275
340	463	-.104	.040	.067	-.299
340	464	-.047	.033	.071	-.160
340	465	-.031	.027	.055	-.125
340	466	-.045	.030	.055	-.148
340	467	-.043	.030	.073	-.156
340	468	-.047	.031	.062	-.156
340	469	-.050	.039	.108	-.273
340	470	-.046	.032	.115	-.171
340	471	-.042	.032	.092	-.146
340	472	-.030	.035	.121	-.187
340	473	-.036	.032	.086	-.139
340	474	-.040	.032	.110	-.154
340	475	-.029	.029	.088	-.157
340	476	-.048	.033	.081	-.276
340	477	-.060	.035	.083	-.261
340	478	-.103	.031	.058	-.261

WD	TAP	CPMEAN	CPRMS	CPMAX	CPMIN
340	601	-.091	.131	.537	-.764
340	602	-.154	.077	.195	-.544
340	603	-.132	.055	.079	-.428
340	604	-.126	.084	.395	-.616
340	605	-.131	.081	.166	-.744
340	606	-.119	.078	.152	-.768
340	607	-.077	.050	.179	-.405
340	608	-.102	.052	.094	-.582
340	609	-.143	.072	.084	-.574
340	610	-.066	.052	.241	-.245
340	611	-.066	.038	.086	-.240
340	612	-.082	.058	.273	-.340
340	613	-.072	.047	.113	-.313
340	614	-.110	.051	.202	-.289
340	615	-.040	.079	.457	-.255
340	616	-.067	.080	.376	-.385
340	617	-.038	.097	.484	-.355
340	618	-.063	.108	.629	-.419
340	619	-.047	.091	.431	-.379
340	620	-.090	.069	.262	-.366
340	621	-.018	.109	.541	-.324
340	622	-.013	.102	.490	-.278
340	623	.015	.112	.680	-.270
340	624	-.035	.084	.482	-.235
340	625	.080	.160	.865	-.399
340	626	-.025	.109	.533	-.605
340	627	-.065	.060	.268	-.287
340	628	-.115	.060	.105	-.553
340	629	-.090	.047	.055	-.382
340	630	-.087	.040	.058	-.293
340	631	-.126	.070	.075	-.474
340	632	-.165	.110	.168	-.704
340	633	-.074	.049	.172	-.337
340	634	-.066	.044	.158	-.263
340	635	-.045	.044	.305	-.196
340	636	-.087	.037	.088	-.244
340	637	-.109	.040	.049	-.386
340	638	-.148	.068	.041	-.557
340	639	-.078	.033	.021	-.253
340	640	-.101	.032	.005	-.220
340	641	-.109	.060	.126	-.435
340	642	-.093	.066	.365	-.404
340	643	-.046	.078	.283	-.563
340	644	-.163	.065	.131	-.438
340	645	-.103	.060	.144	-.432
340	646	-.141	.041	.028	-.328
340	647	-.154	.084	.107	-.621
340	648	-.121	.055	.056	-.400
340	649	-.159	.050	.073	-.348
340	650	-.042	.069	.282	-.311

APPENDIX A -- PRESSURE DATA: CONFIGURATION A ; REPUBLIC PLAZA, DENVER

WD	TAP	CPMEAN	CPRMS	CPMAX	CPMIN
340	651	-.041	.087	.412	-.286
340	652	-.128	.048	.131	-.323
340	653	-.218	.111	.166	-.716
340	701	-.120	.040	.088	-.269
340	702	-.200	.065	.062	-.435
340	703	-.147	.041	.073	-.305
340	704	-.145	.043	.066	-.320
340	705	-.137	.056	.052	-.405
340	706	-.113	.060	.054	-.384
340	707	-.072	.052	.143	-.267
340	708	-.063	.048	.119	-.257
340	709	-.158	.055	.073	-.349
340	710	-.065	.044	.123	-.202
340	711	-.103	.047	.054	-.333
340	712	-.056	.040	.128	-.221
340	713	-.026	.044	.151	-.180
340	714	-.207	.054	.051	-.391
340	715	-.203	.063	-.008	-.420
340	716	-.162	.033	-.062	-.280
340	717	-.172	.045	.033	-.334
340	718	-.149	.053	.054	-.312
340	719	-.130	.033	.010	-.252
340	720	-.158	.035	-.003	-.331
340	721	-.180	.034	.006	-.309
340	722	-.199	.044	-.040	-.476
340	723	-.144	.038	-.017	-.306
340	724	-.160	.036	.049	-.286
340	725	-.187	.040	-.055	-.566
340	726	-.148	.033	-.014	-.284
340	727	-.121	.032	.005	-.260
340	728	-.171	.057	.009	-.412
340	729	-.103	.032	.100	-.212
340	730	-.124	.032	-.007	-.284
340	731	-.119	.037	.044	-.240
340	732	-.067	.043	.083	-.326
350	1	-.337	.105	.031	-.960
350	2	-.517	.125	-.129	-1.491
350	3	-1.228	.401	.110	-2.541
350	4	-.330	.124	.059	-1.068
350	5	-.696	.447	.584	-2.347
350	6	-.401	.098	.004	-.935
350	7	.056	.183	.600	-1.072
350	8	-.264	.193	.258	-1.032
350	9	-.255	.105	.271	-.868
350	10	-.331	.116	-.028	-.824
350	11	-.217	.082	.022	-.550
350	12	-.549	.171	.034	-1.282
350	13	-.152	.064	.051	-.503
350	14	-.242	.105	.083	-.674
350	15	-.311	.079	.029	-.765

WD	TAP	CPMEAN	CPRMS	CPMAX	CPMIN
350	16	-.023	.128	.441	-.525
350	17	-.345	.106	-.015	-1.128
350	18	-.049	.117	.300	-.435
350	19	.090	.113	.429	-.328
350	20	-.272	.097	.033	-.685
350	101	.252	.230	.928	-.588
350	102	.182	.198	.857	-.496
350	103	.084	.173	.698	-.415
350	104	.090	.140	.633	-.461
350	105	.074	.144	.703	-.492
350	106	.068	.130	.474	-.437
350	107	.055	.134	.575	-.388
350	108	-.052	.101	.338	-.438
350	109	-.164	.098	.269	-.614
350	110	.461	.226	1.296	-.468
350	111	.458	.202	1.089	-.401
350	112	.384	.163	.889	-.024
350	113	.325	.166	1.006	-.107
350	114	.281	.156	.796	-.174
350	115	.219	.150	.723	-.185
350	116	.127	.123	.546	-.205
350	117	-.028	.106	.346	-.339
350	118	-.115	.083	.258	-.381
350	119	.338	.200	1.089	-.551
350	120	.341	.149	.912	-.468
350	121	.294	.137	.830	-.116
350	122	.244	.120	.718	-.087
350	123	.195	.119	.659	-.121
350	124	.124	.100	.598	-.157
350	125	.036	.104	.633	-.269
350	126	-.099	.085	.396	-.390
350	127	-.177	.078	.202	-.458
350	128	.171	.171	.786	-.532
350	129	.204	.147	.745	-.770
350	130	.184	.096	.601	-.132
350	131	.124	.090	.582	-.162
350	132	.065	.074	.402	-.262
350	133	.015	.081	.527	-.311
350	134	-.045	.079	.357	-.310
350	135	-.159	.076	.247	-.513
350	136	-.245	.065	.049	-.776
350	137	.021	.182	.555	-.761
350	138	.086	.148	.483	-.707
350	139	.058	.071	.345	-.174
350	140	.011	.053	.246	-.147
350	141	-.029	.056	.222	-.203
350	142	-.058	.056	.197	-.310
350	143	-.112	.059	.220	-.342
350	144	-.202	.058	.109	-.442
350	145	-.251	.079	.041	-.698

WD	TAP	CPMEAN	CPRMS	CPMAX	CPMIN
350	146	-.248	.179	.267	-1.135
350	147	-.131	.158	.247	-1.007
350	148	-.092	.046	.102	-.333
350	149	-.103	.045	.119	-.311
350	150	-.105	.045	.157	-.277
350	151	-.127	.048	.163	-.322
350	152	-.172	.046	.113	-.349
350	153	-.229	.066	.086	-.548
350	154	-.253	.081	.037	-.754
350	155	-.308	.116	.015	-.881
350	156	-.286	.094	.006	-.701
350	157	-.171	.072	.039	-.618
350	158	-.131	.050	.007	-.400
350	159	-.141	.045	.011	-.406
350	160	-.162	.036	-.031	-.346
350	161	-.182	.044	-.022	-.402
350	162	-.220	.061	-.019	-.503
350	163	-.270	.083	.008	-.722
350	164	-.211	.064	-.031	-.523
350	165	-.189	.064	-.006	-.499
350	166	-.141	.042	-.000	-.310
350	167	-.176	.041	.026	-.358
350	168	-.138	.041	.014	-.450
350	169	-.152	.043	.008	-.395
350	170	-.215	.040	-.079	-.433
350	171	-.277	.057	-.121	-.519
350	172	-.298	.076	-.078	-.689
350	173	-.161	.053	-.016	-.548
350	174	-.157	.049	.033	-.436
350	175	-.153	.041	-.019	-.352
350	176	-.133	.032	-.010	-.253
350	177	-.173	.033	.007	-.302
350	178	-.140	.041	.124	-.275
350	179	-.142	.046	.264	-.281
350	180	-.200	.046	.159	-.356
350	181	-.189	.049	.111	-.347
350	201	-.301	.070	-.064	-.687
350	202	-.242	.057	-.053	-.554
350	203	-.312	.079	-.051	-.894
350	204	-.310	.080	-.062	-.852
350	205	-.302	.078	-.048	-.720
350	206	-.252	.068	-.061	-.703
350	207	-.324	.095	-.083	-1.015
350	208	-.296	.063	-.110	-.623
350	209	-.297	.066	-.104	-.608
350	210	-.241	.054	-.089	-.500
350	211	-.308	.065	-.128	-.638
350	212	-.311	.065	-.146	-.668
350	213	-.310	.068	-.079	-.756
350	214	-.256	.058	-.061	-.621

APPENDIX A -- PRESSURE DATA: CONFIGURATION A ; REPUBLIC PLAZA, DENVER

WD	TAP	CPMEAN	CPRMS	CPMAX	CPMIN
350	215	-.316	.070	-.117	-.622
350	216	-.314	.071	-.112	-.655
350	217	-.312	.068	-.106	-.707
350	218	-.258	.053	-.106	-.537
350	219	-.327	.062	-.159	-.624
350	220	-.334	.066	-.146	-.743
350	221	-.349	.075	-.153	-.856
350	222	-.267	.079	-.001	-.929
350	223	-.336	.101	.000	-1.361
350	224	-.343	.104	-.008	-1.409
350	225	-.348	.095	-.135	-1.057
350	226	-.294	.075	-.100	-.752
350	227	-.366	.094	-.123	-.874
350	228	-.374	.107	-.117	-1.357
350	229	-.328	.121	-.003	-1.260
350	230	-.274	.102	-.022	-.979
350	231	-.350	.126	-.011	-1.379
350	232	-.358	.118	-.087	-.971
350	233	-.360	.101	-.066	-.939
350	234	-.302	.082	-.083	-.998
350	235	-.378	.112	-.108	-1.260
350	236	-.324	.124	.129	-1.177
350	237	-.324	.115	.093	-1.439
350	238	-.280	.092	-.042	-.981
350	239	-.359	.098	-.081	-.887
350	240	-.361	.087	-.080	-.830
350	241	-.357	.084	-.079	-.791
350	242	-.303	.075	-.063	-.770
350	243	-.357	.138	-.016	-1.419
350	244	-.368	.143	-.012	-1.402
350	245	-.400	.160	-.028	-1.910
350	246	-.346	.115	-.078	-1.342
350	247	-.382	.103	.052	-1.028
350	248	-.360	.093	.063	-.896
350	249	-.370	.107	-.053	-1.082
350	250	-.433	.171	-.085	-1.424
350	251	-.529	.219	-.130	-2.470
350	252	-.480	.183	-.023	-1.454
350	253	-.324	.120	.142	-.992
350	254	-.190	.072	.131	-.556
350	255	-.227	.074	.135	-.685
350	256	-.235	.077	.074	-.796
350	257	-.336	.144	-.053	-1.363
350	258	-.271	.118	-.050	-1.060
350	259	-.302	.123	.148	-1.064
350	260	-.202	.106	.165	-.709
350	261	-.122	.060	.164	-.414
350	262	-.087	.041	.075	-.266
350	263	-.156	.048	.023	-.409
350	264	-.174	.052	.126	-.406
350	265	-.144	.050	.125	-.318
350	266	-.168	.055	.162	-.372
350	267	-.150	.056	.193	-.360
350	268	-.162	.052	.094	-.349
350	269	-.285	.154	.290	-1.237
350	270	-.232	.141	.291	-1.202
350	271	-.161	.085	.476	-.755
350	272	-.190	.053	.121	-.400
350	273	-.152	.059	.258	-.348
350	274	-.154	.053	.180	-.324
350	275	-.148	.048	.152	-.293
350	276	-.238	.061	-.053	-.682
350	277	-.121	.053	.215	-.289
350	278	-.075	.039	.137	-.203
350	301	-.319	.085	-.029	-1.093
350	302	-.318	.095	-.017	-1.234
350	303	-.307	.076	-.068	-1.018
350	304	-.306	.060	-.123	-.641
350	305	-.309	.066	-.057	-.966
350	306	-.311	.065	-.060	-.632
350	307	-.307	.061	-.120	-.611
350	308	-.296	.051	-.141	-.510
350	309	-.296	.057	-.124	-.543
350	310	-.326	.061	-.159	-.721
350	311	-.317	.055	-.154	-.579
350	312	-.309	.045	-.172	-.501
350	313	-.309	.049	-.166	-.510
350	314	-.308	.049	-.173	-.516
350	315	-.305	.048	-.159	-.484
350	316	-.300	.043	-.163	-.460
350	317	-.297	.049	-.143	-.480
350	318	-.296	.049	-.142	-.479
350	319	-.342	.059	-.161	-.727
350	320	-.333	.048	-.182	-.580
350	321	-.327	.045	-.196	-.591
350	322	-.321	.042	-.215	-.566
350	323	-.321	.042	-.200	-.482
350	324	-.316	.039	-.200	-.442
350	325	-.311	.045	-.171	-.475
350	326	-.306	.045	-.159	-.467
350	327	-.301	.044	-.143	-.457
350	328	-.359	.057	-.193	-.627
350	329	-.348	.056	-.194	-.633
350	330	-.338	.047	-.194	-.585
350	331	-.338	.045	-.193	-.511
350	332	-.333	.041	-.191	-.589
350	333	-.326	.044	-.182	-.503
350	334	-.319	.045	-.177	-.481
350	335	-.313	.044	-.177	-.541
350	336	-.311	.040	-.186	-.505
350	337	-.374	.077	-.159	-.801
350	338	-.365	.071	-.133	-.738
350	339	-.363	.063	-.175	-.713
350	340	-.362	.055	-.215	-.663
350	341	-.353	.058	-.182	-.652
350	342	-.342	.058	-.166	-.717
350	343	-.337	.058	-.173	-.593
350	344	-.332	.052	-.184	-.514
350	345	-.329	.057	-.145	-.529
350	346	-.385	.096	-.095	-1.032
350	347	-.372	.083	-.095	-.784
350	348	-.382	.076	-.188	-.815
350	349	-.392	.091	-.192	-.903
350	350	-.390	.093	-.187	-.945
350	351	-.374	.082	-.157	-1.175
350	352	-.362	.073	-.191	-1.123
350	353	-.346	.077	-.150	-1.084
350	354	-.339	.076	-.116	-1.025
350	355	-.364	.107	.007	-.916
350	356	-.356	.086	-.053	-.838
350	357	-.365	.087	.045	-.731
350	358	-.402	.097	-.036	-1.032
350	359	-.428	.105	-.132	-.975
350	360	-.430	.107	-.154	-1.089
350	361	-.410	.118	-.106	-1.128
350	362	-.385	.111	-.090	-1.034
350	363	-.396	.128	-.091	-1.179
350	364	-.278	.097	.022	-.734
350	365	-.267	.102	.057	-.775
350	366	-.263	.087	.027	-.677
350	367	-.354	.095	.034	-.730
350	368	-.345	.085	.002	-.748
350	369	-.426	.107	-.082	-1.071
350	370	-.478	.142	-.111	-1.532
350	371	-.539	.165	-.215	-1.749
350	372	-.530	.155	-.219	-1.793
350	373	-.146	.043	.065	-.353
350	374	-.132	.062	.291	-.320
350	375	-.125	.069	.291	-.388
350	376	-.203	.046	-.006	-.429
350	377	-.155	.038	-.022	-.304
350	378	-.285	.053	-.088	-.505
350	379	-.269	.056	-.050	-.484
350	401	-.163	.064	.135	-.408
350	402	-.127	.071	.184	-.335
350	403	-.050	.102	.300	-.321
350	404	.031	.113	.470	-.279
350	405	.049	.130	.523	-.455
350	406	.072	.214	.655	-1.206
350	407	.068	.338	.876	-1.304

APPENDIX A -- PRESSURE DATA: CONFIGURATION A ; REPUBLIC PLAZA, DENVER

WD	TAP	CPMEAN	CPRMS	CPMAX	CPMIN
350	408	-.164	.058	.061	-.356
350	409	-.076	.081	.235	-.351
350	410	.035	.106	.418	-.256
350	411	.129	.144	.584	-.325
350	412	.228	.171	.831	-.574
350	413	.252	.293	.962	-1.138
350	414	.203	.306	.977	-1.009
350	415	-.196	.059	-.007	-.467
350	416	-.061	.077	.190	-.326
350	417	.081	.108	.453	-.232
350	418	.162	.121	.610	-.161
350	419	.249	.170	.885	-.581
350	420	.305	.240	.983	-.989
350	421	.310	.276	1.058	-.803
350	422	-.212	.052	.031	-.417
350	423	-.094	.080	.237	-.408
350	424	.110	.110	.577	-.296
350	425	.210	.136	.682	-.175
350	426	.266	.151	.789	-.234
350	427	.314	.213	1.116	-.748
350	428	.327	.219	1.133	-.723
350	429	-.183	.062	.052	-.393
350	430	-.113	.068	.124	-.357
350	431	.057	.107	.466	-.297
350	432	.191	.127	.677	-.223
350	433	.265	.153	.750	-.181
350	434	.289	.165	.858	-.203
350	435	.286	.192	1.026	-.347
350	436	-.192	.065	.040	-.512
350	437	-.112	.068	.139	-.361
350	438	-.017	.071	.264	-.289
350	439	.071	.099	.429	-.227
350	440	.167	.127	.671	-.208
350	441	.208	.161	.894	-.217
350	442	.148	.148	.748	-.276
350	443	-.279	.085	.119	-.740
350	444	-.150	.073	.273	-.497
350	445	-.050	.061	.311	-.240
350	446	-.026	.053	.188	-.196
350	447	.024	.076	.418	-.317
350	448	.050	.097	.620	-.330
350	449	-.015	.097	.409	-.391
350	450	-.370	.075	-.048	-.662
350	451	-.249	.063	.084	-.463
350	452	-.096	.049	.209	-.287
350	453	-.056	.051	.269	-.264
350	454	-.071	.049	.155	-.311
350	455	-.075	.064	.209	-.406
350	456	-.068	.064	.194	-.336
350	457	-.183	.058	.025	-.512

WD	TAP	CPMEAN	CPRMS	CPMAX	CPMIN
350	458	-.147	.041	.047	-.450
350	459	-.093	.043	.098	-.334
350	460	-.046	.041	.155	-.219
350	461	-.055	.040	.124	-.192
350	462	-.109	.042	.113	-.265
350	463	-.120	.048	.087	-.271
350	464	-.053	.040	.116	-.204
350	465	-.040	.032	.094	-.156
350	466	-.051	.034	.078	-.178
350	467	-.049	.034	.148	-.172
350	468	-.055	.034	.109	-.175
350	469	-.055	.047	.134	-.315
350	470	-.054	.041	.162	-.200
350	471	-.052	.039	.125	-.178
350	472	-.028	.045	.190	-.183
350	473	-.036	.038	.141	-.152
350	474	-.047	.038	.167	-.173
350	475	-.038	.034	.164	-.147
350	476	-.066	.043	.151	-.247
350	477	-.073	.036	.114	-.230
350	478	-.135	.033	.020	-.229
350	601	-.147	.083	.333	-.496
350	602	-.133	.059	.101	-.518
350	603	-.210	.063	.028	-.745
350	604	-.149	.083	.149	-.818
350	605	-.172	.078	.094	-1.034
350	606	-.150	.065	.090	-.429
350	607	-.111	.051	.070	-.389
350	608	-.152	.060	.078	-.392
350	609	-.239	.098	.165	-.712
350	610	-.147	.051	.134	-.343
350	611	-.120	.040	.056	-.310
350	612	-.148	.052	.142	-.361
350	613	-.096	.053	.132	-.393
350	614	-.183	.056	.092	-.427
350	615	-.145	.064	.310	-.405
350	616	-.164	.067	.336	-.507
350	617	-.160	.075	.221	-.569
350	618	-.142	.092	.427	-.460
350	619	-.102	.085	.407	-.418
350	620	-.098	.076	.266	-.379
350	621	-.146	.071	.228	-.471
350	622	-.114	.078	.553	-.312
350	623	-.122	.078	.414	-.383
350	624	-.140	.067	.334	-.355
350	625	-.095	.111	.690	-.400
350	626	-.073	.095	.571	-.670
350	627	-.071	.068	.295	-.323
350	628	-.121	.059	.102	-.445
350	629	-.114	.052	.061	-.377

WD	TAP	CPMEAN	CPRMS	CPMAX	CPMIN
350	630	-.118	.050	.037	-.405
350	631	-.115	.062	.103	-.480
350	632	-.130	.097	.301	-.812
350	633	-.093	.050	.145	-.306
350	634	-.105	.047	.096	-.323
350	635	-.044	.062	.277	-.286
350	636	-.126	.057	.040	-.516
350	637	-.144	.045	.043	-.415
350	638	-.232	.092	-.010	-.685
350	639	-.110	.048	.056	-.350
350	640	-.134	.040	.012	-.370
350	641	-.170	.086	.150	-.759
350	642	-.127	.088	.299	-.462
350	643	-.147	.075	.235	-.747
350	644	-.208	.092	.241	-.518
350	645	-.173	.064	.130	-.478
350	646	-.179	.041	.008	-.356
350	647	-.176	.058	.150	-.509
350	648	-.141	.052	.108	-.399
350	649	-.174	.065	.250	-.479
350	650	-.127	.055	.289	-.311
350	651	-.133	.062	.500	-.333
350	652	-.149	.055	.120	-.329
350	653	-.164	.061	.037	-.611
350	701	-.137	.045	.134	-.306
350	702	-.208	.074	.094	-.437
350	703	-.176	.046	.013	-.374
350	704	-.163	.038	.014	-.339
350	705	-.148	.067	.077	-.472
350	706	-.196	.102	.075	-.715
350	707	-.090	.071	.286	-.396
350	708	-.043	.067	.267	-.336
350	709	-.192	.064	.123	-.436
350	710	-.082	.049	.177	-.266
350	711	-.117	.061	.099	-.423
350	712	-.050	.052	.169	-.225
350	713	-.004	.057	.353	-.173
350	714	-.246	.061	-.012	-.493
350	715	-.240	.074	.006	-.553
350	716	-.186	.035	-.049	-.337
350	717	-.205	.056	.082	-.429
350	718	-.158	.059	.099	-.345
350	719	-.162	.036	-.036	-.324
350	720	-.183	.040	.051	-.375
350	721	-.206	.035	.001	-.323
350	722	-.243	.045	-.021	-.511
350	723	-.176	.047	-.002	-.389
350	724	-.199	.038	-.070	-.339
350	725	-.215	.039	.075	-.427
350	726	-.195	.038	-.004	-.480

APPENDIX A -- PRESSURE DATA: CONFIGURATION A ; REPUBLIC PLAZA, DENVER

WD	TAP	CPMEAN	CPRMS	CPMAX	CPMIN	WD	TAP	CPMEAN	CPRMS	CPMAX	CPMIN	WD	TAP	CPMEAN	CPRMS	CPMAX	CPMIN
350	727	-.166	.045	.010	-.440	350	729	-.123	.031	.070	-.232	350	731	-.163	.044	.002	-.341
350	728	-.243	.080	-.018	-.633	350	730	-.169	.038	-.014	-.338	350	732	-.054	.061	.248	-.396

APPENDIX A -- PRESSURE DATA: CONFIGURATION B) REPUBLIC PLAZA, DENVER

WD	TAP	CPMEAN	CPRMS	CPMAX	CPMIN
22	201	-.385	.066	-.165	-.740
22	207	-.447	.104	-.100	-1.293
22	237	-.455	.101	-.171	-1.103
22	302	-.571	.196	-.029	-1.998
24	201	-.386	.071	-.062	-.677
24	207	-.453	.116	-.159	-1.505
24	237	-.457	.103	-.177	-1.087
24	302	-.584	.218	.032	-2.370
26	201	-.386	.074	-.115	-.704
26	207	-.456	.111	-.128	-1.314
26	237	-.458	.096	-.218	-.917
26	302	-.588	.219	.104	-1.916
28	201	-.375	.079	-.118	-.738
28	207	-.451	.112	-.128	-1.175
28	237	-.443	.100	-.187	-.847
28	302	-.584	.224	-.010	-2.117
30	201	-.400	.089	-.119	-.837
30	207	-.477	.126	-.079	-1.185
30	237	-.461	.098	-.223	-1.001
30	302	-.624	.273	.052	-2.371
32	201	-.390	.093	-.047	-.916
32	207	-.471	.127	-.119	-1.121
32	237	-.436	.090	-.207	-1.009
32	302	-.610	.274	.056	-2.422
34	201	-.403	.101	-.078	-.841
34	207	-.480	.132	-.065	-1.293
34	237	-.437	.090	-.193	-.881
34	302	-.619	.295	.098	-2.871
36	201	-.404	.114	-.042	-1.143
36	207	-.473	.137	-.078	-1.347
36	237	-.417	.088	-.182	-.797
36	302	-.598	.290	.174	-2.203
38	201	-.411	.126	.048	-1.046
38	207	-.456	.133	-.069	-1.214
38	237	-.400	.080	-.175	-.768
38	302	-.559	.293	.317	-2.813
142	201	-.506	.202	.167	-1.686
142	207	-.755	.269	-.333	-3.049
142	237	-.418	.227	.208	-1.410
142	302	.156	.139	.572	-.379
144	201	-.465	.167	.107	-1.422
144	207	-.869	.329	-.334	-2.662
144	237	-.384	.219	.318	-1.452
144	302	.155	.134	.701	-.338
146	201	-.434	.141	.073	-1.200
146	207	-1.020	.361	-.369	-3.229
146	237	-.336	.191	.191	-1.444
146	302	.180	.143	.631	-.327
148	201	-.397	.120	.056	-1.057
148	207	-1.108	.415	-.420	-3.427

WD	TAP	CPMEAN	CPRMS	CPMAX	CPMIN
148	237	-.298	.166	.268	-1.274
148	302	.185	.142	.693	-.306
150	201	-.365	.093	.017	-1.145
150	207	-1.116	.403	-.406	-3.322
150	237	-.265	.131	.132	-1.133
150	302	.180	.147	.770	-.499
152	201	-.358	.074	-.052	-.900
152	207	-1.153	.399	-.386	-3.301
152	237	-.258	.110	.151	-1.116
152	302	.219	.149	.694	-.552
154	201	-.353	.065	-.045	-.748
154	207	-1.125	.402	-.361	-3.156
154	237	-.243	.084	.056	-.876
154	302	.249	.141	.671	-.246
156	201	-.330	.056	-.091	-.819
156	207	-.960	.322	-.378	-3.008
156	237	-.226	.075	.070	-.812
156	302	.238	.148	.700	-.227
158	201	-.329	.058	-.067	-.650
158	207	-.818	.261	.020	-2.555
158	237	-.219	.067	.076	-.842
158	302	.242	.154	.717	-.276
292	201	-.690	.236	-.093	-2.694
292	207	-.284	.043	-.103	-.502
292	237	.090	.136	.476	-.885
292	302	-.356	.061	-.120	-.623
294	201	-.808	.268	-.174	-2.944
294	207	-.293	.049	-.073	-.716
294	237	.048	.151	.467	-1.137
294	302	-.363	.066	-.105	-.689
296	201	-.843	.294	-.252	-2.670
296	207	-.285	.052	.020	-.668
296	237	.003	.182	.484	-1.181
296	302	-.347	.068	-.102	-.632
298	201	-.919	.338	-.183	-2.885
298	207	-.289	.065	-.032	-.770
298	237	-.086	.230	.423	-1.422
298	302	-.343	.076	-.065	-.756
300	201	-.899	.304	-.274	-2.819
300	207	-.291	.082	.006	-.787
300	237	-.153	.285	.394	-2.210
300	302	-.340	.091	-.041	-.758
302	201	-.859	.290	-.193	-2.992
302	207	-.296	.098	.008	-1.232
302	237	-.251	.319	.369	-1.871
302	302	-.337	.100	-.024	-.872
304	201	-.812	.286	-.230	-2.580
304	207	-.296	.112	.065	-1.016
304	237	-.274	.317	.341	-1.795

WD	TAP	CPMEAN	CPRMS	CPMAX	CPMIN
304	302	-.332	.106	.061	-.855
306	201	-.726	.267	-.138	-2.797
306	207	-.316	.144	.103	-1.238
306	237	-.378	.366	.348	-1.783
306	302	-.338	.121	-.011	-1.131
308	201	-.684	.236	-.196	-2.904
308	207	-.361	.166	.088	-1.294
308	237	-.462	.391	.308	-2.333
308	302	-.366	.133	.038	-1.057
310	201	-.610	.198	-.196	-2.005
310	207	-.416	.194	.128	-1.676
310	237	-.601	.369	.244	-2.198
310	302	-.399	.153	.157	-1.321
312	201	-.544	.162	-.117	-1.700
312	207	-.398	.201	.157	-1.386
312	237	-.553	.348	.216	-2.496
312	302	-.373	.147	.164	-1.066
314	201	-.498	.145	-.143	-1.574
314	207	-.413	.207	.261	-1.935
314	237	-.580	.314	.242	-2.577
314	302	-.366	.147	.119	-1.206
316	201	-.468	.123	-.096	-1.152
316	207	-.440	.219	.180	-1.869
316	237	-.631	.308	.179	-2.039
316	302	-.377	.148	.147	-1.229
318	201	-.448	.117	-.101	-1.093
318	207	-.493	.224	.170	-1.787
318	237	-.596	.281	.152	-2.613
318	302	-.373	.150	.054	-1.160
320	201	-.410	.124	-.106	-1.114
320	207	-.445	.239	.186	-1.816
320	237	-.506	.272	.152	-2.076
320	302	-.327	.154	.115	-1.304
322	201	-.384	.111	-.054	-1.126
322	207	-.442	.223	.167	-1.515
322	237	-.525	.259	.144	-2.223
322	302	-.323	.139	.141	-1.058
324	201	-.356	.097	-.083	-.904
324	207	-.424	.213	.207	-1.870
324	237	-.516	.245	.100	-1.844
324	302	-.311	.131	.087	-.937
326	201	-.351	.101	-.037	-.956
326	207	-.405	.204	.104	-1.587
326	237	-.503	.240	.133	-2.282
326	302	-.304	.128	.163	-.922
328	201	-.333	.086	-.065	-.854
328	207	-.386	.176	.177	-1.588
328	237	-.519	.217	.026	-1.793
328	302	-.312	.121	.170	-1.067

APPENDIX A -- PRESSURE DATA: CONFIGURATION C; REPUBLIC PLAZA, DENVER

WD	TAP	CPMEAN	CPRMS	CPMAX	CPMIN
96	401	-.304	.334	.757	-1.897
96	407	-.227	.073	.074	-.493
96	429	.033	.170	.727	-.701
96	622	-.332	.123	-.073	-1.427
98	401	-.464	.331	.764	-2.151
98	407	-.254	.066	.147	-.464
98	429	-.081	.189	.590	-1.202
98	622	-.361	.128	-.085	-1.246
100	401	-.514	.279	.444	-2.143
100	407	-.260	.061	.073	-.549
100	429	-.137	.203	.491	-1.331
100	622	-.352	.118	-.022	-1.140
102	401	-.595	.261	.390	-2.718
102	407	-.290	.056	-.016	-.525
102	429	-.283	.222	.421	-1.282
102	622	-.398	.145	-.049	-1.556
104	401	-.633	.247	.443	-2.669
104	407	-.299	.052	-.035	-.510
104	429	-.364	.233	.402	-1.425
104	622	-.419	.160	-.023	-1.807
106	401	-.665	.241	.369	-2.398
106	407	-.306	.052	-.076	-.536
106	429	-.450	.238	.307	-1.515
106	622	-.443	.177	.034	-1.410
108	401	-.718	.252	.174	-2.593
108	407	-.326	.055	-.046	-.581
108	429	-.561	.243	.168	-1.846
108	622	-.461	.195	.040	-1.677
110	401	-.752	.269	.222	-2.838
110	407	-.322	.056	-.040	-.592
110	429	-.618	.247	.150	-2.098
110	622	-.444	.208	.066	-1.674
112	401	-.875	.362	.203	-3.033
112	407	-.330	.056	-.144	-.624
112	429	-.695	.252	.117	-2.000
112	622	-.456	.218	.111	-2.178
114	401	-1.034	.464	-.119	-3.504
114	407	-.346	.059	-.091	-.688
114	429	-.770	.253	.093	-2.052
114	622	-.458	.238	.092	-2.290
116	401	-1.114	.480	-.194	-3.541
116	407	-.345	.065	-.143	-.714
116	429	-.768	.245	-.104	-2.021
116	622	-.420	.215	.211	-1.746
118	401	-1.139	.471	-.220	-3.271
118	407	-.368	.078	-.064	-.936
118	429	-.815	.247	-.171	-2.387
118	622	-.393	.190	.058	-1.654
120	401	-1.188	.483	-.303	-3.938
120	407	-.378	.089	-.073	-.804
120	429	-.851	.259	-.270	-2.432
120	622	-.355	.189	.163	-2.045
122	401	-1.144	.488	-.325	-3.570
122	407	-.406	.118	.051	-1.155
122	429	-.878	.271	-.279	-2.638
122	622	-.338	.165	.130	-1.703
124	401	-.979	.381	-.199	-3.071
124	407	-.439	.144	.002	-1.226
124	429	-.860	.246	-.336	-2.242
124	622	-.316	.145	.109	-1.262
126	401	-.924	.401	-.253	-3.444
126	407	-.483	.180	.066	-1.476
126	429	-.865	.244	-.334	-2.474
126	622	-.317	.146	.106	-1.365
128	401	-.782	.307	-.288	-3.635
128	407	-.528	.212	.111	-1.729
128	429	-.823	.236	-.281	-2.550
128	622	-.303	.133	.061	-1.362
130	401	-.711	.264	-.282	-3.515
130	407	-.566	.213	.045	-1.784
130	429	-.794	.220	-.297	-2.359
130	622	-.304	.130	.072	-1.147
132	401	-.646	.184	-.233	-2.373
132	407	-.595	.224	.021	-1.649
132	429	-.764	.198	-.262	-2.018
132	622	-.297	.121	.060	-1.101
134	401	-.564	.133	-.163	-1.558
134	407	-.591	.229	.005	-1.957
134	429	-.685	.179	-.185	-2.364
134	622	-.287	.117	.088	-1.153
136	401	-.547	.142	-.205	-2.605
136	407	-.587	.222	-.009	-1.856
136	429	-.650	.181	-.232	-1.929
136	622	-.287	.119	.081	-1.099
318	401	-.364	.241	.375	-1.668
318	407	-.487	.178	-.133	-1.880
318	429	-.376	.248	.248	-1.814
318	622	.012	.055	.399	-.134
320	401	-.334	.227	.392	-1.682
320	407	-.545	.198	-.052	-2.265
320	429	-.344	.238	.186	-1.826
320	622	.009	.057	.356	-.134
322	401	-.300	.192	.280	-1.294
322	407	-.617	.233	-.181	-2.192
322	429	-.317	.224	.329	-1.821
322	622	.016	.061	.385	-.244
324	401	-.247	.149	.293	-1.137
324	407	-.713	.257	-.139	-2.637
324	429	-.277	.186	.146	-1.440
324	622	.006	.056	.429	-.145
326	401	-.233	.127	.178	-1.219
326	407	-.836	.368	-.113	-3.029
326	429	-.270	.169	.278	-1.503
326	622	.006	.056	.330	-.141
328	401	-.204	.100	.141	-.794
328	407	-.856	.366	-.067	-3.291
328	429	-.250	.140	.241	-.889
328	622	-.009	.052	.236	-.128
330	401	-.146	.052	.072	-.387
330	407	-.684	.246	.136	-2.602
330	429	-.175	.071	.082	-.623
330	622	-.027	.063	.453	-.189
332	401	-.148	.049	.048	-.485
332	407	-.640	.245	.201	-1.891
332	429	-.173	.068	.070	-.525
332	622	-.026	.073	.422	-.252
334	401	-.149	.048	.055	-.386
334	407	-.626	.268	.308	-2.966
334	429	-.177	.065	.059	-.493
334	622	-.006	.087	.477	-.263
336	401	-.152	.047	.032	-.314
336	407	-.563	.251	.462	-1.837
336	429	-.183	.066	.081	-.465
336	622	.012	.096	.543	-.256
338	401	-.158	.049	.103	-.392
338	407	-.527	.256	.466	-2.226
338	429	-.185	.060	.082	-.525
338	622	-.006	.097	.624	-.239