

# ***COLORADO STATE RAMS***



## ***WOMEN'S BASKETBALL***

### ***MEDIA GUIDE***

**2012 - 13**



## 20-WIN SEASONS

1981-82  
1995-96  
1996-97  
1997-98  
1998-99\*  
1999-2000  
2000-01  
2001-02  
2002-03

\*33-3 program-best season

## NCAA TOURNAMENT APPEARANCES

1996 Second Round  
1998 Second Round  
1999 Sweet 16  
2001 Second Round  
2002 First Round



# COLORADO STATE RAMS WOMEN'S BASKETBALL



## WNIT APPEARANCES

2000 Semifinals  
2003 Semifinals  
2004 First Round

## CONFERENCE CHAMPIONSHIPS

1995-96 WAC Co-Champions  
1997-98 WAC Mountain Division Co-Champions  
1998-99 WAC Mountain Division Champions  
2000-01 MW Tournament Champions  
2001-02 MW Champions





## TABLE OF CONTENTS

### This is Colorado State

1.....	Table of Contents/Quick Facts
2.....	Media Roster
3.....	Message from President Frank
4.....	University Board of Governors
5.....	The University at a Glance
6.....	World-Class Academics
7.....	This is Fort Collins
8.....	This is Colorado
9.....	Denver, The Mile High City
10.....	Moby Arena
11-13.....	Athletic Facilities
14.....	Homes of the Rams
15.....	Community & Media Exposure
16.....	2013 Reese's Mountain West Tournament
17.....	Distinguished Alumni
18.....	CSU Athletics Hall of Fame

### Staff

20-21.....	Head Coach Ryun Williams
22.....	Assistant Coach Chad Lavin
23.....	Assistant Coach Tim Moser
24.....	Assistant Coach Kim Austin Mbadina-Nzamba
25.....	Director of Operations and Video Coordinator
26.....	Women's Basketball Support Staff
27.....	Colorado State University Head Coaches
28-29.....	Director of Athletics Jack Graham
30-31.....	Colorado State University Staff

### Student-Athletes

34-35.....	Carlyn Chavez
36-37.....	LaDeyah Forte
38-39.....	Meghan Heimstra
40-41.....	Morgan Hunt
42-43.....	Amber Makeever
44-45.....	Mandy Makeever
46-47.....	Sam Martin
48-49.....	Hanne Mestdagh
50-51.....	Kara Spotton
52-53.....	Hayley Thompson
54.....	Caitlin Duffy & Emily Johnson
55.....	Alicia Nichols & Katrina Ottesen
56.....	Taylor Varsho & Roster Breakdown

### 2012-13 Outlook

58.....	2012-13 Season Preview
59-64.....	Opponent Information
65.....	All-Time Series Records
66-67.....	Series Results vs. 2012-13 Opponents

### 2011-12 Review

70.....	2011-12 Review
71-72.....	2011-12 Season Statistics
73-77.....	2011-12 Box Scores
78.....	2011-12 Highs and Lows

### History and Tradition

80-82.....	Postseason Play
83-84.....	Conference Championships
85-86.....	All-Americans
87.....	Players in the Pros

### Record Book

90.....	Individual Career Records
91.....	Individual Single-Season Records
92.....	Team Single-Season Records
93.....	Individual Single-Game Records
94.....	Team Single-Game Records
95.....	Miscellaneous Records
96-97.....	Award Winners
98.....	All-Time Roster
99.....	All-Time Coaching Records
100-103.....	Year-by-Year Results

### Media Information

105.....	Media Guidelines
106.....	Media Relations Staff
107.....	Mountain West
108.....	Media Outlets



**On the cover (from left to right):** Caitlin Duffy, Katrina Ottesen, Alicia Nichols, Morgan Hunt, Amber Makeever, Mandy Makeever, Kara Spotton, Hayley Thompson, Head Coach Ryun Williams, Meghan Heimstra, Sam Martin, LaDeyah Forte, Hanne Mestdagh, Carly Chavez, Taylor Varsho and Emily Johnson. Photo by Joe Mendoza

### CREDITS

The 2012-13 Colorado State women's basketball media guide was published by the Colorado State Department of Athletics. The guide is a product of the Colorado State media relations office. Prepress formatting, desktop layout, design, writing and research by assistant director of media relations Danielle Marshall. Additional writing and research by student-assistants Keeley Brown and Cara Maio. Editorial contributions by director of media relations Paul Kirk and assistant director of media relations Danny Mattie. Cover design by Brad Thomas. Photo credits to Joe Mendoza, Thomas J. Waido, Dan Byers, Tim O'Hara, Don Reichert, J.B. Gallegos, the Denver Convention & Visitors Bureau, Colorado Avalanche, Denver Broncos and Colorado Rockies. Printing by Pioneer Press of Greeley, Colo.

## QUICK FACTS

### General Information

Location.....	Fort Collins, Colo.
Founded.....	1870
Enrollment.....	26,769
Nickname.....	Rams
Colors.....	Green and Gold
Elevation.....	5,004 feet
Arena (Capacity).....	Moby Arena (8,745)
Conference.....	Mountain West
President.....	Dr. Anthony Frank
Director of Athletics.....	Jack Graham
Assoc. A.D./SWA.....	Christine Susemihl
Faculty Representative.....	Jim Francis
Athletic Department Phone.....	(970) 491-3350
Athletic Website.....	www.CSURams.com
Press Row Phone.....	(970) 491-3981

### Coaching Staff Information

Head Coach	
Ryun Williams.....	First Year (South Dakota, '92)
Record at CSU.....	0-0 (First Season)
Career Record.....	NCAA: 258-153 (14 years)
.....	JuCo: 54-38 (Three years)

### Assistant Coaches

Chad Lavin.....	First Season (South Dakota '78)
Tim Moser.....	First Season (CSU-Pueblo, '98)
Kim Austin Mbadina-Nzamba.....	First Season (Colorado State, '98)

### Director of Basketball Operations

Mandy Koupal.....	First Year (South Dakota, '04)
Women's Basketball Office.....	(970) 491-6569

### Team Information

2011-12 Record.....	13-17
2011-12 MW Record (Finish).....	9-5 (3rd)
2011-12 Postseason Play.....	None
All-Time Record.....	535-532 (.501)
NCAA Appearances (Record).....	5 (5-5)
Last NCAA Appearance.....	2002
WNIT Appearances (Record).....	3 (6-3)
Last WNIT Appearance.....	2004
Starters Returning/Lost.....	3/2
Letterwinners Returning./Lost.....	8/2


### Media Information

Women's Basketball SID.....	Danielle Marshall
Office Phone.....	(970) 491-6494
Cell Phone.....	(970) 980-7353
E-Mail.....	Danielle.Marshall@colostate.edu
FAX.....	(970) 491-1348





**1 | LeDeyah Forte**  
SO • G • 5-4  
Pensacola, Florida



**3 | Hayley Thompson**  
JR • G • 6-1  
Denver, Colo.



**4 | Hanne Mestdagh**  
SO • G/F • 5-10  
Ieper, Belgium



**10 | Emily Johnson**  
FR • G • 5-11  
Georgetown, Texas



**11 | Meghan Heimstra**  
RS SR • F • 6-1  
Longmont, Colo.



**12 | Sam Martin**  
JR • F • 6-2  
Parker, Colo.



**13 | Taylor Varsho**  
FR • G • 5-6  
Marshfield, Wisc.



**14 | Carlyn Chavez**  
SO • G • 5-7  
Portland, Ore.



**15 | Amber Makeever**  
RS SO • G • 5-10  
Peaster, Texas



**20 | Kara Spotton**  
SO • F • 6-2  
Fort Collins, Colo.



**21 | Mandy Makeever**  
RS SO • G • 5-10  
Peaster, Texas



**22 | Katrina Ottesen**  
JR • G • 5-7  
Chandler, Ariz.



**23 | Morgan Hunt**  
SO • F • 6-1  
Colleyville, Texas



**24 | Alicia Nichols**  
JR • F • 6-0  
Brush, Colo.



**33 | Caitlin Duffy**  
FR • G • 5-11  
Rapid City, S.D.



**Ryun Williams**  
Head Coach - (First Season)  
18th Season Overall



**Chad Lavin**  
Assistant Coach  
First Season at CSU



**Tim Moser**  
Assistant Coach  
First Season at CSU



**Kim Austin-Mbadinga Nzamba**  
Assistant Coach  
First Season at CSU



**Mandy Koupal**  
Director of Operations  
First Season at CSU



**Megan Mardesen**  
Video Coordinator  
First Season at CSU





## Welcome to Colorado State University!

Colorado State University is committed to student success. From their first Preview orientation to graduation and beyond, we want all our students to be well-prepared academically and personally for whatever challenges and opportunities the future holds.


We can't run a successful, winning athletics program without a strong commitment to the success of our student-athletes. Earning a CSU degree is our ultimate goal for each student-athlete at CSU, and Ram fans can be proud that our players continue to graduate and succeed at a higher rate even than the general student body. In fact, our Ram athletes have gone on to become doctors, lawyers, educators, business professionals, public servants, parents, community leaders, and yes, even professional athletes. Their energy and experience, combined with a solid education, positions them to be champions no matter where the future leads.

But all students can encounter obstacles on the road to earning a diploma—obstacles often related to finances, indecision, desire for a greater sense of community, need for academic support, and sometimes lack of personal motivation. While student-athletes encounter many of these same obstacles, they also serve as highly visible role models and strive for winning records. As with all our students, CSU is dedicated to providing the resources and programs they need to achieve their full potential, with state-of-the-art training facilities, academic support, service-learning opportunities, and focused study environments.

The life of a student-athlete is formed around hard work, self-discipline, teamwork, and a passion for achievement. That spirit—matched with strong academic support systems and high expectations—is a winning formula for Colorado State. We're proud to celebrate another great year in Rams sports and to recognize the students and fans who make it all possible.

Go Rams!

Dr. Anthony A. Frank  
President







**Board of Governors**



**Michael V. Martin**  
*Chancellor*



**Joseph C. Zimlich**  
*Board Chair*



**Dorothy Horrell**  
*Vice Chair*



**Ed Haselden**  
*Treasurer*



**Mary Lou Makepeace**  
*Secretary*



**Dennis E. Flores**  
*Voting Member*



**Russell N. Johnson**  
*Voting Member*



**Scott C. Johnson**  
*Voting Member*



**T**he Board of Governors of the Colorado State University System represents the people of Colorado, assuring effective management, accountability, and responsible leadership of all the CSU System campuses – Fort Collins, Pueblo and the new online Global Campus.

Board members come from across the state and from many fields — business, public service, agriculture — and share a strong commitment to excellence, innovation, and student success.

The Board of Governors sets a standard of excellence for all the campuses that carry the Colorado State name, through the establishment of a bold vision, mission, and values coupled with ambitious stretch goals for each

campus, and strongly supports Colorado State athletics programs as a source of pride for students, alumni, and the State of Colorado.

The Board of Governors and the CSU System work to further the roles of its three universities to be integral contributors to the economic development of the state. Work force education, research funding and new business and product development are some of the areas where the institutions are excelling.





**A**s one of the nation's leading research universities, Colorado State provides an excellent, accessible education, conducts research that transforms our world, and leads outreach programs that support economic vitality and improve the quality of life for people worldwide.


As Colorado's land-grant university, Colorado State was founded in 1870 to fulfill the vision of President Abraham Lincoln and others – to create access and opportunity for people in Colorado and around the world who can benefit from hands-on, engaged learning.

With more than 150 programs of study and 78 undergraduate degree programs in eight colleges – and a faculty-to-student ratio of 16.5:1 – students have access to a wealth of educational possibilities. Colorado State leads the world in disciplines such as human and animal health, clean energy and the environment, global and sustainable business, engineering, and climate research. Along with outstanding programs in the

liberal and performing arts, humanities and social sciences, Colorado State offers some of the top professional programs in the country in construction management, occupational therapy, psychology, communications, and agriculture—and is home to the top-ranked public business school in the state.

Challenging academic programs and world-changing research are hallmarks of Colorado State, and it is our special commitment to service, outreach, and transforming our world through innovation that sets this university apart. Even more important, CSU's character is reflected in the quality of our students and graduates, who embody the university's mission of service and go on to make a significant impact on our world when they graduate.

We invite you to learn more about Colorado State, a university with vision, character, and a commitment to excellence.







**C**olorado State University takes very seriously its role in educating student-athletes. Excellence is expected on the field and in the classroom.

The most recent NCAA academic statistics reveal that Colorado State leads the Mountain West Conference in graduation rate for student-athletes at 66 percent – well ahead of the conference’s overall student-athlete graduation rate of 57 percent. In football, Colorado State is second in the MWC, graduating 68 percent of its student-athletes – again, well ahead of the conference average of 49 percent.

Colorado State, however, is not resting on its reputation for graduating its student-athletes. The state-of-the-art Anderson Academic Center,




which will greatly enhance the academic facilities available for student-athletes, opened in August 2009.

While the athletic department takes its role in the educational process very seriously, Colorado State’s mission to provide a world-class education is at the core of academic success. U.S. News and World Report ranked Colorado State in its top tier in its annual “America’s Best Colleges” report. The university offers 79 majors and 27 minors, and many of its programs are ranked among the best in the country.

Colorado State continues to push forward in its mission to provide the best possible education. Construction recently was completed on the state-of-the-art University Center for the Arts and Computer Science buildings, along with the indoor practice facility, academic and training center, and the Rockwell Hall expansion at the College of Business.

- CSU’s Veterinary Medicine program ranks second in the country and is the national leader in federal research dollars.
- *BusinessWeek* ranked CSU’s undergraduate College of Business program 67th (up from 73rd in 2008). The program ranks 30th among all public schools and 14th among all colleges and universities in the West and Southwest. The marketing and business law programs were ranked in the nation’s Top 10 by the magazine.
- In December 2008, CSU conferred its 150,000th bachelor’s degree and 200,000th overall degree.
- According to NCAA statistics, CSU’s graduation rate for student-athletes is higher than the graduation rate for the overall student body.







Old Town Fort Collins, the inspiration for Disneyland's Mainstreet USA.

#### Fort Collins Facts

- No. 1 place to live in the United States (*Money* magazine, August 2006).
- No. 1 Best Place to Live and Work for Young Professionals (pop. 100,000-200,000), Next Generation Consulting, March 2009.
- No. 2 in *Forbes* magazine's best United States cities for business and careers (March 2009); Denver ranked 14th and Boulder was 20th among five Colorado locations in the publication's top 40.

- One of the Top 20 Places to Thrive (Best Boomer Towns, February 2009).
- Ranked 10th-best educated city in America (*Forbes* magazine, November 2008).
- One of the Best Places to Raise Your Kids (*BusinessWeek*, November 2008).
- Gold level Bicycle Friendly Community (League of American Bicyclists, September 2008).



One of Colorado's most vibrant cities, Fort Collins is the best place in the country to live, work and play. Located on the northern Front Range of the majestic Rocky Mountains, the city is within an hour's drive of Denver, the nation's 25th-largest metro area.

This city of 143,986 residents basks in 300 days of sunshine per year — more than San Diego and Florida — and includes the historic Old Town district with its restaurants, shops, and entertainment, all within walking distance of Colorado State University's campus.








**S**ince its founding as a military fort in 1864, Fort Collins has anchored northern Colorado's rich heritage of academic, business and recreational pursuits. Hiking, mountain biking, kayaking, river rafting and rock climbing are just a few popular outdoor pursuits for students and residents.

The city maintains more than 600 acres of parks, 5,000 acres of natural areas, 20 miles of off-street trails for hiking and biking, and three golf courses. The Lincoln Center and the University Center for the Arts, anchored in Fort Collins, are northern Colorado's cultural arts centers.









The Denver Metro Area, with a population of 2.4 million, is less than an hour's drive from Fort Collins. A major-league metropolis, named by *Sporting News* the best sports city in the United States, Denver is home to three teams that have competed for their respective world championships in the past 14 years — the Super Bowl XXXII and XXXIII champion Denver Broncos (below), the 1996 and 2001 Stanley Cup champion Colorado Avalanche (right), and the 2007 National League champion Colorado Rockies (left), who lost the World Series that season to the Boston Red Sox. The Denver Nuggets, meanwhile, have made the playoffs in nine consecutive seasons, including a trip to the 2009 Western Conference finals against the eventual champion Los Angeles Lakers.

Sports fans in Colorado are among the most passionate in the nation, and for good reason — their teams are winners.

Denver has all the features of any big city, including great shopping and nightlife on the 16th Street Mall (Denver Pavilions, below), a one-of-a-kind concert venue in Red Rocks Amphitheatre (below, right), an adrenaline-inducing amusement park in Elitch Gardens (right), and the world's 10th-busiest airport, Denver International.

Nicknamed the Mile High City because it is one mile above sea level, downtown Denver is home to the Colorado state capitol building, the 13th step of which is exactly one mile in elevation (above).







### Yearly Home Attendance

Year	Games	Total	Avg.
2011-12	13	16,544	1,273
2010-11	15	16,841	1,123
2009-10	14	16,745	1,196
2008-09	16	22,150	1,384
2007-08	14	16,423	1,173
2006-07	14	18,200	1,300
2005-06	14	19,896	1,421
2004-05	16	31,708	1,982
2003-04	16	28,249	1,766
2002-03	18	44,089	2,449
2001-02	16	45,320	2,832
2000-01	14	32,240	2,303
1999-00	17	43,524	2,560
1998-99	17	80,999	4,765
1997-98	13	29,688	2,282
1996-97	11	20,632	1,876
1995-96	13	32,436	2,495
1994-95	13	9,764	751
1993-94	12	6,054	505
1992-93	13	3,648	281
1991-92	14	3,508	251
1990-91	13	3,016	232
1989-90	12	2,579	215
1988-89	17	3,307	195



### Moby Madness

Moby Arena is one of the most distinctive and effective homecourt playing facilities in the nation. The Rams are 241-117 (.673) in Moby Arena since the 1987-88 season.







**Cost:** \$7 million  
**Size:** 16,000 square feet,  
**Location:** Southeast of the McGraw Athletic Center

**Features:**

- Training portion includes a state-of-the-art weight room, strength and conditioning offices, a nutrition center and restrooms.
- Academic center features five private tutorial rooms and large study areas
- Includes a computer lab with 30 workstations, more workspace and offices for CSU's academic staff.

In 1998, Colorado State enhanced its weight room and built an academic center as part of the McGraw Athletic Center project, but these facilities no longer meet the needs of its expanded student-athlete base, nor do they allow the Rams to compete for top-quality recruits.


Because of the heavy time constraints placed on CSU student-athletes through practice, travel, strength and conditioning, and community service, a quality learning environment is essential for the university's student-athletes to achieve the high standards of academic success expected of them.

The Academic and Training Center is the latest centerpiece for CSU's athletic program and support its mission to recruit, educate, develop, and graduate Rams student-athletes within an environment that prides excellence, values integrity and ethical conduct, promotes respect for all individuals, teaches sportsmanship, entertains our constituents and emphasizes championship performance.



The McGraw Athletic Center (right), which was built in 1998 and houses the CSU athletic department, is now accompanied by a pair of state-of-the-art facilities: the Academic & Training Center (top) and the Indoor Practice Facility (opposite). Both facilities were shown off at the grand opening celebration on Sept. 18, 2009.





Every CSU program benefits from the Rams' new facilities. The Indoor Practice Facility will be used by all of the Rams' sports teams, whether they are in season or involved in offseason conditioning.

**Cost:** \$13 million  
**Size:** 66,267 square feet, including 48,125 dedicated to the football portion and 8,827 to the basketball and volleyball areas  
**Height:** 65 feet at its tallest point  
**Location:** East of Moby Pool and north of the Student Recreation Center

**Features:**

- Gymnasium easily encloses a regulation basketball court and two half courts.
- Volleyball configuration can accommodate two full-length courts.
- Contains a 70-yard synthetic-turf football field (including one end zone).
- Features a four-lane, 70-meter track and a unique shoe-changing room adjacent to the football field.
- Has flexibility to allow the softball team to set up batting cages on the football field.
- Will provide shelter for any student-athlete in each of the Rams' 16 varsity sports.
- Includes training room, equipment storage, lobby and trophy display case, and rest-rooms.
- Uses an innovative air circulation system.







Women's Basketball Team Room



Adolph Coors Foundation Auditorium

### Bigger, Faster, Stronger

Colorado State features some of the best athletic facilities in the Mountain West. Since its construction in 1998, the McGraw Athletic Center and the additions to Moby Arena have provided Colorado State student-athletes the tools to excel.



Training Center



### Training Room

The Colorado State University athletic training room features a multitude of taping (left) and treatment tables as well as top-tier equipment for rehabilitation (right), allowing the CSU training staff all the necessary tools to make sure that student-athletes are healthy enough to perform at their peak levels.







### Homes of the Rams

Colorado State University student-athletes in all sports enjoy some of the finest facilities in the country, including (clockwise from upperleft) Moby Arena, men's and women's basketball and volleyball; University Tennis Courts, tennis; Moby Pool, swimming & diving and water polo; Harmony Club, men's and women's golf; Jack Christiansen Track, outdoor track & field; Glenn Morris Field House, indoor track & field; Ram Field, softball; and Sonny Lubick Field at Hughes Stadium, football.



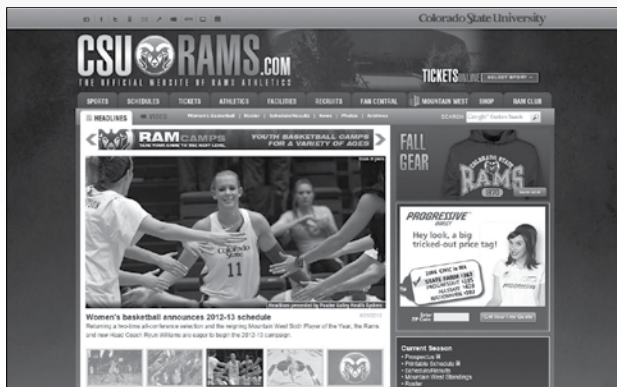




## Rams in the community

One of the greatest performances by Colorado State University student-athletes takes place not on the field or in the arena, but in the community. Nearly all Rams are involved in the school's community outreach program, now in its 14th year.

During the 2011-12 year, Colorado State University student-athletes donated more than 1,000 hours of their time to community service.



### Rams on the Web

Live coverage isn't limited to the Colorado State Sports Network's normal coverage area. Rams fans worldwide can listen to the action at CSURams.com/allaccess. Gametracker statistics will also be available for nearly all CSU women's basketball games. Visit CSURams.com for all the most up-to-date information on CSU women's basketball.

In addition, CSU athletics, women's basketball and Head Coach Ryun Williams are on Facebook and Twitter, giving fans unprecedented access to what is going on inside the program.

- [www.twitter.com/CSUWomensBball](http://www.twitter.com/CSUWomensBball)
- [www.twitter.com/CoachHolt](http://www.twitter.com/CoachHolt)
- [www.facebook.com/csuwomensbasketball](http://www.facebook.com/csuwomensbasketball)
- [www.facebook.com/csuathletics](http://www.facebook.com/csuathletics)



### Rams on Television

Fans can also catch many Mountain West sporting events on either CBS College Sports or NBC Sports Network. The networks give CSU fans all over the country unprecedented access to all things Rams!



**Matt Wozniak**  
Play-By-Play



### Rams on the Radio

Rams basketball can be heard live worldwide on the Neligan Sports Colorado State Sports Network, in conjunction with broadcast partner Clear Channel, Inc. Network coverage includes live game coverage of all games with Matt Wozniak calling all the action. The games will be broadcast on AM 1410 KIIX in the Fort Collins area.





LAS VEGAS STRIP



**Thomas & Mack Center** (18,500)  
Host of the nine-team MW championship tournament

### MW AMONG ATTENDANCE LEADERS

Rk.	Conference	Total	Average
1.....	Big 12.....	959,993.....	5,304
2.....	Big Ten.....	763,633.....	4,128
3.....	SEC.....	784,003.....	3,940
4.....	Big East.....	820,921.....	3,207
5.....	ACC.....	515,736.....	2,605
<b>6.....</b>	<b>MW.....</b>	<b>276,590.....</b>	<b>2,249</b>
7.....	Pac-12.....	363,101.....	1,872
8.....	MVC.....	244,362.....	1,640





## Business

Thomas Bradbury, past director, National Western Stock Show  
 Jeff Christmann, operations manager, GE Johnson Construction  
 Donald DeGryse, vice president, Lockheed Martin  
 Lindsay Gill, product development manager, Spyder Active Sports  
 Edward Henney, past senior vice president, Safeway Stores  
 Kenneth Monfort, past board of directors member, ConAgra  
 James Smith, president & CEO, Smith Investments Inc.

## Entertainment/Communications

John Amos, actor, The West Wing  
 Baxter Black, American cowboy poet & humorist  
 Yosef Komunyakaa, Pulitzer Prize winner, Neon Vernacular  
 Gregory Osberg, executive vice president, Newsweek Magazine  
 Vicki Porter, two-time Pulitzer Prize winner, community reporting  
 Hugh Ragin, jazz trumpet player  
 Jim Sheeler, Pulitzer Prize winner, Rocky Mountain News  
 Robert A. Taylor, D.V.M., TV personality, Emergency Vets

## Government/Military

Wayne Allard, D.V.M., United States Congressman  
 John Ensign, D.V.M., United States Senator  
 Peter Lemon, recipient of Congressional Medal of Honor  
 Ed Rhoades, former commander, U.S.S. Halyburton  
 Bill Ritter, former Colorado Governor  
 Roy Romer, former Colorado Governor  
 Terry Slatic, Iraq veteran, U.S. Marine Corps

## Science

Kent Rominger, deputy director, Flight Crew Operations, NASA  
 James van Hoften, former NASA astronaut, Lt. Col. USAF


## Sports

David Anderson, Six-year NFL pro  
 Al "Bubba" Baker, NFL Defensive Rookie of the Year, three-time Pro Bowler  
 Less Browne, Canadian Football League Hall of Famer  
 Jack Christiansen, Pro Football Hall of Famer  
 Janay DeLoach, 2012 Olympian, bronze medalist in long jump  
 Clark Haggans, Arizona Cardinals  
 Becky Hammon, Olympian and current WNBA basketball player  
 Caleb Hannie, NFL Quarterback, Denver Broncos  
 John Howell, Super Bowl Champion, Tampa Bay Buccaneers  
 Raymond Jackson, player development, Pittsburgh Steelers  
 Greg Jamison, president & CEO, San Jose Sharks  
 Floyd Kerr, director of athletics, Morgan State University  
 Mark Knudson, former Major League Baseball pitcher  
 Martin Laird, PGA Tour  
 Casey Malone, 2004 Olympian, sixth place in discus  
 Felix "Tippy" Martinez, former Kansas City Royals player  
 Thurman "Fum" McGraw, Pro Football Hall of Famer  
 Keli McGregor, former president, Colorado Rockies  
 Mike Montgomery, basketball coach (currently head coach, Cal)  
 Greg Myers, College Football Hall of Famer  
 Milt Palacio, NBA player  
 Jason Smith, NBA player  
 Erik Phillips, athletic trainer, Phoenix Suns  
 Joey Porter, Retired NFL player  
 Amy Van Dyken, six-time Olympic gold medalist  
 Bradlee Van Pelt, winningest QB in CSU history

**Kent Rominger**  
NASA Astronaut




**Jason Smith**  
NBA Player



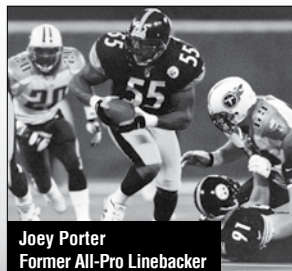
**John Amos**  
Actor



**Becky Hammon**  
WNBA Superstar




**Wayne Allard**  
U.S. Senator



**Joey Porter**  
Former All-Pro Linebacker



**Bill Ritter**  
Colorado Governor



**Casey Malone**  
Olympian - Discus



**Baxter Black**  
Poet/Humorist





**The Class of 2012**

Harvey Achziger – Football (1952)  
Chris Adsit – Track & Field (1973)  
Jill (Johnson) Bedard – Volleyball (1990)  
Jim Malley – Swimming & Diving (1968)  
Kevin McDougal – Football (2000)  
Damon Washington – Football (1998)

**The Class of 2011**

Courtney Cox – volleyball (2001)  
Gerry Glyde – cross country, track and field (1963)  
Ray Jackson – football (1995)  
Teri Klement – softball (1991)  
Don (Lefty) Straub – baseball (1950)

**The Class of 2010**

Dan Beattie – football and track & field (1930)  
**Jennifer Buford – softball and women's basketball**

**Katie Cronin – women's basketball (1999)**  
Sandy (Harn) Fetzer – cross country and track & field (1993)  
Marshall Smith – track & field (1975)

**The Class of 2009**

Jeanette Crawshaw – Swimming (1991)  
Pat Durham – Basketball (1989)  
Moses Moreno – Football (1997)  
Kevin Sheesley – Wrestling/Football (1982)  
Rich Bircumshaw – Hall of Honor Special Award

**The Class of 2008**

Richie Harris – Track & Field (1980)  
**Teresa (James) Hinz – Women's Basketball (1996)**  
Anthony Hill – Football (1994)  
Drew Loftin – Track & Field (2003)  
Ollie Woods – Football, Track & Field, Wrestling (1949)  
Christine Susemihl – Hall of Honor Special Award

**The Class of 2007**

Anthony Cesario – Football (1998)  
Ron Day – Wrestling (1956)  
Bob Parry – Track & Field (1976)  
Liz Toman – Track & Field (2000)  
Jack Upton – Football, Baseball (1979)

**The Class of 2006**

Bryan Berryhill – Track & Field (2001)  
Ivan Dyekman – Track & Field, Football (1932)  
Floyd Kerr – Basketball (1969)  
Angela Knopf – Volleyball (2001)  
Mark Mullaney – Football (1975)  
Tom Hilbert – Hall of Honor Special Award

**The Class of 2005**

Mattias Borrman – Track & Field (1996)  
Kristin Elliot-Fox – Swimming & Diving (1994)  
Sarah Fredstrom-Secret – Softball (1998)  
Lavern (Nick) Kohls – Wrestling, Football (1962)  
Brady Smith – Football (1995)  
Brian Bedard – Hall of Honor Special Award  
John Mattos – Hall of Honor Special Award

**The Class of 2004**

Stan Albert – Basketball (1958)  
Shelly Borrman – Track & Field (1999)  
**Becky Hammon – Basketball (1999)**  
Sean Moran – Football (1995)  
Dan Sniff – Wrestling (1955)

**The Class of 2003**

Nikki Johnson-Gregory – Softball (1997)  
Greg Primus – Football (1992)  
Rich Strong – Basketball (1986)  
Jim Ranson – Football, Basketball, Baseball, Track & Field (1950)  
Doug Max – Hall of Honor Special Award

**The Class of 2002**

Ron Baretta – Gymnastics (1969)  
Cindy Cox-Bellin – Volleyball (1988)  
Larry Hoffner – Basketball (1960)  
Brenda Straughan-Jackson – Swimming (1977)  
George Jones – Football, Basketball, Wrestling, Track & Field (1950)  
Jim Henry – Hall of Honor Special Award

**The Class of 2001**

Mike Bell – Football (1978)  
Angie Knox-Duryea – Volleyball (1987)  
Greg Myers – Football (1995)  
Bob Weber – Football (1956)  
Dr. Harry Troxell – Hall of Honor Special Award

**The Class of 2000**

Alex Burl – Track & Field, Football (1954)  
Kay Dalton – Football (1953)  
Diane Saba-Johannsen – Volleyball, Basketball (1987)  
Gary Rhoades – Basketball (1973)  
Fred Oglesby – Hall of Honor Special Award

**The Class of 1999**

Amy Brookover-Keen – Swimming (1990)  
Kevin Call – Football (1983)  
Glenn Goya – Baseball (1977)  
Richie Hall – Football (1982)  
Eddie Hughes – Basketball (1982)  
Susan Knox – Golf (1981)  
Dr. Albert C. Yates – Hall of Honor Special Award

**The Class of 1998**

Tammy Taylor-Bearly – Softball (1987)  
Steve Cyphers – Football, Baseball, Wrestling (1976)  
Linden King – Football (1976)  
Sonny Lubick – Football (2007)  
John Mosley – Football, Wrestling (1942)  
Fred Paoli – Football (1975)  
B.C. "Bo" Cowel – Hall of Honor Special Award

**The Class of 1997**

Libbie Johnson-Hickman – Track & Field (1988)  
Keli McGregor – Football (1984)  
Joe Peters – Football, Basketball, Baseball (1939)  
Tom Proulx – Gymnastics (1970)  
Gil Sanchez – Wrestling (1963)

**The Class of 1996**

Rick Dennison – Football (1979)  
Brady Keys – Football (1960)  
Chet Maeda – Football, Basketball, Track & Field (1941)  
Barbara Mencimer-Maxfield – Field Hockey, Track & Field, Tennis, Swimming, Basketball, Volleyball, Softball (1959)  
Chuck Newcomb – Basketball (1960)  
Amy Van Dyken – Swimming (1994)

**The Class of 1995**

Steve Bartalo – Football (1986)  
Chester Cruikshank – Track & Field (1936)  
Del Hessel – Track & Field (1963)  
Ann Matlock – Basketball (1983)  
Art Solow – Swimming & Diving (1975)  
Dennis Stuehm – Basketball (1954)

**The Class of 1994**

Mary Harrington – Volleyball, Track & Field (1979)  
Willie Miller – Football (1975)  
Virginia Frank Olson – Coach/Instructor (1966)  
Bob Robbins – Gymnastics (1979)  
Earlie Thomas – Football (1970)

**The Class of 1993**

Walter "Bus" Bergman – Football, Basketball, Baseball (1942)  
Leon "Red" Eastlack – Football, Basketball, Baseball (1942)  
Lillian Greene-Chamberlain – Track & Field (1963)  
Kenny Hyde – Football, Basketball, Track & Field (1926)  
Hal Kinard – Basketball (1956)  
Oscar Reed – Football (1967)

**The Class of 1992**

Charles Bresnahan – Football, Basketball, Track & Field, Baseball (1920)  
Gene Grenard – Wrestling (1940)  
Kay McFarland – Basketball, Track & Field, Football (1961)  
Dr. Nancy O'Connor – Swimming/Athletic Administrator (1977)  
Fay Rankin – Football, Track & Field (1920)

**The Class of 1991**

Al "Bubba" Baker – Football (1978)  
Fred Glick – Football (1959)  
Duane Hartshorn – Football, Basketball (1921)  
Marcia Middel – Swimming (1972)  
Carlyle Vickers – Football, Basketball, Baseball (1929)

**The Class of 1990**

Don Burroughs – Football (1953)  
J. Ray French – Football (1928)  
Boyd Grant – Basketball (1991)  
Pamela Greene – Track & Field (1977)  
Don "Tuffy" Mullison – Football, Wrestling, Baseball (1949)

**The Class of 1989**

Norm Cable – Football (1938)  
Jim David – Football, Baseball (1949)  
Wendy Koenig-Knudson – Track & Field (1976)  
Lawrence McCutcheon – Football (1972)  
Jon Sinclair – Track & Field (1980)  
Lonnie Wright – Basketball (1965)

**The Class of 1988**

Jack Christiansen – Football, Baseball, Track & Field (1951)  
Sherri Danielson – Volleyball (1985)  
Bob Davis – Football (1955)  
Dale Dodrill – Football (1952)  
Gary Glick – Football (1955)  
Bill Green – Basketball (1963)  
Harry Hughes – Football (1941)

**The Class of 1987**

Felix "Tippy" Martinez – Baseball (1971)  
Thurman "Fum" McGraw – Football, Wrestling, Track & Field, Athletic Administrator (1986)  
Glenn Morris – Track & Field, Football, Wrestling (1925)  
Julius "Hans" Wagner – Football, Wrestling (1925)  
Jim Williams – Basketball/Athletic Administrator (1981)



Katie Cronin, a three-time first-team all-conference selection, was inducted into the CSU Athletics Hall of Fame in 2010



Teresa (James) Hinz, the Rams' first women's basketball All-American, was inducted into the CSU Athletics Hall of Fame in 2008



Becky Hammon, currently playing in the WNBA with the San Antonio Silver Stars, was inducted into the CSU Athletics Hall of Fame in 2004.



Diane Saba (Johannsen) was an all-American in volleyball at CSU, but also lettered in basketball. She was inducted into the CSU Athletics Hall of Fame in 2000.





# ***COLORADO STATE RAMS WOMEN'S BASKETBALL***



## **Staff and Administration**

20-21 .....	Head Coach Ryun Williams
22.....	Assistant Coach Chad Lavin
23.....	Assistant Coach Tim Moser
24.....	Assistant Coach Kim Austin Mbadinga-Nzamba
25.....	WBB Staff Mandy Koupal and Megan Mardesen
26.....	Women's Basketball Support Staff
27.....	Colorado State University Head Coaches
28-29 .....	Director of Athletics Jack Graham
30-31 .....	Colorado State University Staff





## Ryun Williams

Head Coach | First Season | South Dakota; '92, '97

Ryun Williams, a 19-year coaching veteran, begins his first season as the 12th head coach of the Colorado State women's basketball program.

With over 19 seasons in coaching, including 17 as a head coach, Williams has compiled an impressive 312-191 career record, with stops at South Dakota (2008-12), Wayne State College (1998-2008) and Sheridan College (1995-98), leading his squads to six campaigns of 20 or more victories, four postseason berths and one conference championship.

Williams joins the Rams after completing his fourth season as South Dakota's head coach in the spring of 2012. He led the Coyotes to a highly successful stretch during their transition to Division I competition, and helped them become one of the nation's premier defensive teams.

A staple of the Coyotes under Williams has been defense, and that was no exception in 2011-12. They ranked second nationally in blocks per game (7.3), eighth in field-goal defense (33.2) and 12th in scoring defense (52.3), leading the Summit League in all three categories. The Coyotes qualified for the WNIT for the first time ever last season as a Division I program, which was their second straight postseason berth after competing in the Women's Basketball Invitational in 2010-11. South Dakota finished with a No. 97 rank in the RPI, the second-highest of any Summit League team and the highest mark in school history.

Prior to arriving at USD in 2008, Williams spent 10 seasons at Wayne State, building that program into a perennial contender in the Northern Sun Intercollegiate Conference.

Williams took over a program that had won just 13 games the previous two seasons and turned it into an NCAA tournament team. His team's recorded 20 wins or more in three of his final four seasons and made appearances in the NCAA Division II North Central Region tournament in two of the last three seasons. While at Wayne State, he compiled a 181-105 record (.632) and became the winningest women's basketball coach in school history.

In 2007-08, he guided the Wildcats to a 21-9 record, which included a trip to the NCAA Tournament. In the first round of the North Central Region he led his team to an 85-78 upset of North Dakota for the first win in the NCAA tournament in the school's history. In 2005-06, Williams took Wayne State to its first-ever trip to the NCAA tournament, as the team notched its best season in school history by going 27-4. They were 13-1 in NSIC play and won the NSIC tournament to earn automatic berth to the NCAA tournament. That season Williams was named the NSIC Coach of the Year.

Williams' players have received plenty of postseason recognition. He has had players named WBCA All-America

## WILLIAMS AT A GLANCE

### Personal:

Age: 43  
Hometown: Gillette, Wyo.  
Family: Wife - Lyndy  
Daughters - Natalie and Emily  
Education: Sheridan College, 1988-90  
B.A., South Dakota, '92  
M.A. South Dakota, '97

### Coaching Honors:

- NSIC Coach of the Year 2008
- NSIC Coach of the Year 2006
- Region IX Coach of the Year 1998
- Wyoming Conference Coach of the Year 1998
- Wyoming Conference Coach of the Year 1997
- Wyoming Conference Coach of the Year 1995 (Volleyball)
- Region IX Coach of the Year honors 1995 (Volleyball)
- Wyoming Conference Coach of the Year 1994 (Volleyball)
- Region IX Coach of the Year honors 1994 (Volleyball)

### Coaching History:

- 1993-95 Sheridan College (Volleyball Head Coach)
- 1993-95 Sheridan College (Men's Basketball Assistant Coach)
- 1995-98 Sheridan College (Women's Basketball Head Coach)
- 1998-2008 Wayne State College (Head Coach)
- 2008-12 South Dakota (Head Coach)
- 2012-Pres. Colorado State (Head Coach)

### Coaching Highlights:

- Led South Dakota to second straight postseason appearance in 2011-12, when Coyotes beat Drake in first round of WNIT. The team's 23-8 mark was best since moving to Division I.
- Led South Dakota to first-ever postseason appearance as a Division I program in 2010-11 when Coyotes earned berth in Women's Basketball Invitational; also led Coyotes to first Division I postseason win with 62-47 victory over Idaho.
- NCAA Division II Tournament Appearances in 2005-06 and 2007-08
- North Sub-Region Championship and Region IX Championship appearance
- Coached one WBCA All-America honorable mention; one NSIC Player of the Year; one NSIC Tournament MVP; two NSIC Defensive Players of the Year; and two Newcomer of the Year award recipients.





honorable mention, NSIC Player of the Year and NSIC Tournament MVP. Two players earned NSIC Defensive Player of the Year honors, two won the Dodie Martin and two were named the league's newcomers of the year.

Before taking over at Wayne State, Williams was the women's head coach at Sheridan College (Wyo.) for three seasons. While there he was named the Wyoming Conference Coach of the Year twice and was the Region IX Coach of the Year.

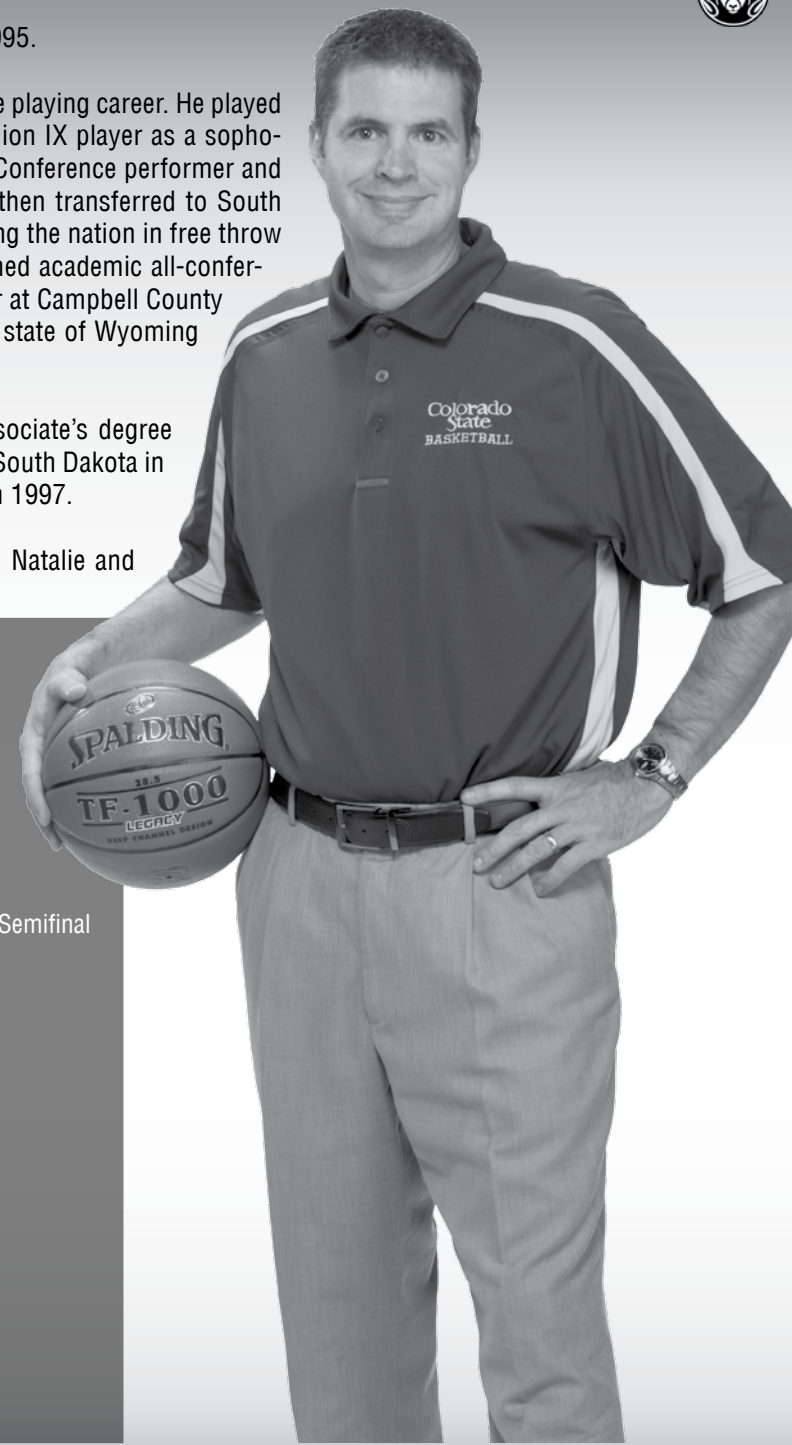
In 1993 he began his head coaching career at Sheridan when he served as the volleyball head coach and men's basketball assistant coach. In his time as the head coach of the volleyball program he put together a 117-66 record. In 1995 Sheridan went 42-8, won the Region IX title and finished fifth at the junior college national tournament. Williams garnered Wyoming Conference and

Region IX Coach of the Year honors in 1994 and 1995.

Sheridan is also where Williams began his collegiate playing career. He played two seasons at Sheridan, where he was an All-Region IX player as a sophomore. In addition he was a two-time All-Wyoming Conference performer and a two-time academic all-conference selection. He then transferred to South Dakota where he earned All-NCC honors after leading the nation in free throw percentage at 91.2 percent. Williams was also named academic all-conference as a junior and senior. As a high school senior at Campbell County High School, he was named Mr. Basketball for the state of Wyoming in 1988.

A native of Gillette, Wyo., Williams earned his associate's degree from Sheridan in 1990, his bachelor's degree from South Dakota in 1992 and his master's degree from South Dakota in 1997.

Williams and his wife, Lyndy, have two daughters, Natalie and Emily.



**HEAD COACHING CAPSULE**

Year	School	Record	Conf. Record	Conf. Finish	Postseason
2011-12	South Dakota	23-8	12-6	3rd	WNIT Second Rd.
2010-11	South Dakota	20-12	10-2	2nd	WBI Second Rd.
2009-10	South Dakota	15-16	6-6	4th	
2008-09	South Dakota	18-11	N/A	N/A	
	<b>Total</b>	<b>76-46</b>	<b>28-14</b>		
2007-08	Wayne State	22-10	12-6	2nd	NCAA DII Regional Semifinal
2006-07	Wayne State	19-10	11-7	4th	
2005-06	Wayne State	27-4	13-1	1st	NCAA DII First Rd
2004-05	Wayne State	20-11	7-7	6th	
2003-04	Wayne State	13-15	6-10	7th	
2002-03	Wayne State	17-11	11-7	5th	
2001-02	Wayne State	12-15	9-9	7th	
2000-01	Wayne State	18-9	12-6	4th	
1999-00	Wayne State	19-9	14-4	4th	
1998-99	Wayne State	15-12	N/A	N/A	
	<b>Total</b>	<b>182-105</b>	<b>95-57</b>		
1997-98	Sheridan College	28-5	N/A	N/A	
1996-97	Sheridan College	19-12	N/A	N/A	
1995-96	Sheridan College	7-21	N/A	N/A	
	<b>Total</b>	<b>54-38</b>			
	<b>Overall</b>	<b>312-191 (.620) in 17 seasons</b>			





## Chad Lavin

Assistant Coach | First Season at CSU | South Dakota; '78, '83

Chad Lavin returns to women's basketball in 2012-13 after a four-year hiatus from coaching. In his first season with the Rams, Lavin brings with him 26 years of head coaching experience, including 12 years at the Division I level. He is in charge of player development.

A Division II Russell Athletic/WBCA National Coach of the Year and two-time Regional Coach of the Year, Lavin (56) opted for early retirement in 2008, after guiding his South Dakota squad to the NCAA championship game. The Coyotes finished the season 33-2, the best record in school history, and they received a No. 2 final ranking in the USA Today/ESPN Coaches Poll.

Lavin ended his career at USD the all-time winningest coach (273-141; .659), and he was inducted in the South Dakota Sports Hall of Fame in 2011.

In between his first four year stint (1982-86) and his last 10 years (1998-2008) at South Dakota, Lavin was head coach of the Rams' Border War rival Wyoming for 12 seasons (1986-1998). While there he amassed a 175-162 (.519) record and led the Cowgirls to four top three conference finishes, including their only regular-season league title in 1989-90. That year the team went 24-8 overall and posted its best conference winning percentage in the history of the program at .900 (9-1).

All told Lavin has mentored seven national playoff teams and he has seven seasons with 20 or more wins on his résumé. He has been named North Central Conference Coach of the Year four times (1982-83, 1984-85, 2002-03, 2007-08), South Dakota Collegiate Coach of the Year (1984-85), High Country Athletic Conference Coach of the Year twice (1986-87, 1989-90) and was the North Central Region Coach of the Year in 2002-03.

He has coached five NCC MVPs and five CoSIDA Academic All-Americans, including director of women's basketball operations, Mandy Koupal.

## LAVIN AT A GLANCE

### Education:

- B.S., Business Management, 1978
- M.A., Physical Education, 1983

### Coaching Experience

- 1982-1986: South Dakota - Head Coach
- 1986-1998: Wyoming - Head Coach
- 1998-2008: South Dakota - Head Coach
- 2012-Present: Colorado State - Assistant Coach

### Coaching Honors

- NCC Coach of the Year (1982-83)
- South Dakota Collegiate Coach of the Year (1984-85)
- NCC Coach of the Year (1984-85)
- HCAC Coach of the Year (1986-87)
- HCAC Coach of the Year (1989-90)
- NCC Coach of the Year (2002-03)
- Russell Athletic/WBCA North Central Region Coach of the Year (2002-03)
- NCC Coach of the Year (2007-08)
- Russell Athletic/WBCA North Central Region Coach of the Year (2007-08)
- DII Russell/WBCA National Coach of the Year (2007-08)

### League Titles

- NCC championship 1982-83 (South Dakota)
- NCC championship 1983-84 (South Dakota)
- NCC championship 1984-85 (South Dakota)
- HCAC regular-season title 1989-90 (Wyoming)
- NCC championship 2002-03 (South Dakota)
- NCC championship 2007-08 (South Dakota)





## Tim Moser

Assistant Coach | First Season at CSU | CSU-Pueblo, '98

Tim Moser begins his first season with the Rams after a very successful stretch at Alaska Anchorage. As head coach at UAA, Tim Moser elevated the Seawolf program among the elite in NCAA Division II women's basketball.

With a 165-32 record, Moser compiled the highest percentage (.838) among active D-II women's coaches and the seventh-best among all divisions, following the end of the 2011-12 campaign. His Seawolf squads advanced to at least the second round of the NCAA Tournament in each of his seasons, including consecutive Final Four appearances in 2008 and 2009, and another NCAA Elite Eight berth in 2012. Under his guidance, the Seawolves earned three NCAA West Region titles, two Great Northwest Athletic Conference regular-season crowns, two GNAC Tournament titles and three 30-win seasons.

In Moser's tenure, only two other D-II women's programs posted as many victories as the Seawolves and none were ranked in the WBCA/ESPN Top 25 Coaches' Poll for as many consecutive weeks (81). The Seawolves dropped no lower than No. 19 over a 5-year span (2007-12) - the only club in D-II to make that claim.

The 2011-12 Seawolves went 30-5 and won the GNAC title by two games, finishing No. 7 in the final national rankings. With Moser capturing his third GNAC Coach of the Year award, UAA became the first basketball program - women's or men's - to sweep the league's major honors, with Player of the Year, Newcomer of the Year and Freshman of the Year accolades.

In 2008-09, Moser's squad won 31 games - a record for all UAA sports for the second straight year. Moser also received the 2009 WBCA Div. II West Region Coach of the Year honor as UAA captured a share of its first conference title in 20 years.

During Moser's tenure at UAA, the Seawolves were 97-7 at home, 14-6 in the NCAA Tournament and 9-3 against D-I opponents, including wins over Big East clubs Cincinnati and Syracuse.

As a D-II rookie coach in 2006-07, Moser was voted GNAC Coach of the Year after leading the Seawolves to 23-6 record and the team's first NCAA Tournament victory in seven seasons. UAA recorded the eighth-biggest turnaround in D-II from 2005-06 to '06-07 as he took over a program that had averaged just 10.7 wins the previous six years.

A former Seawolf player, Moser returned to UAA in April 2006 from Otero (Colo.) Junior College, where he coached against Head Coach Ryon Williams who led Sheridan College at the time. He won 74 percent of his games and captured nine conference coach-of-the-year awards, coaching both the women's and men's teams. He coached the OJC men exclusively the final two seasons, after leading the men and women simultaneously the previous six years.

In six seasons with the Lady Rattlers, Moser compiled a 137-41 record and won five straight conference championships from 1998-02. With the men, he registered a 172-68 mark, winning four league titles.

Moser's student-athletes at OJC compiled an even more incredible record of success in the classroom, with the men ranking among the nation's top five teams in terms of grade-point average for five straight years, and the women holding a top-10 academic rank for six years in a row. During Moser's 14 combined seasons as head coach, the Rattlers produced 15 Academic All-Americans, 52 Academic All-Region performers, and all but one player graduated from the two-year school.

In 20 seasons as a head coach, Moser has accumulated a 474-130 record, with 14 combined seasons spent on the junior college level (eight men/six women) and six on the D-II level. His tally on the women's side is 302-62.

Moser received his bachelor's degree in social sciences from Colorado State-Pueblo in 1998.

## MOSER AT A GLANCE

### Education

- B.A., Social Sciences, 1998

### Coaching Experience

- 1998-2006: Otero Junior College - Men's Head Coach
- 2000-06: Otero Junior College - Women's Head Coach
- 2006-07: Alaska-Anchorage - Head Coach
- 2012-Present: Colorado State - Assistant Coach

### Coaching Honors

- Nine coach-of-the-year awards (1998-2006)
- NGAC Coach of the Year (2006-07)
- NGAC Coach of the Year (2008-09)
- WBCA D-II West Region Coach of the Year (2008-09)
- NGAC Coach of the Year (2011-12)

### Titles

- Five conference championships 1998-2002 (OJC)
- NCAA West Region 2007-08 (UAA)
- GNAC regular-season 2008-09 (UAA)
- NCAA West Region 2008-09 (UAA)
- GNAC tournament 2010-11 (UAA)
- GNAC regular-season 2011-12 (UAA)
- GNAC tournament 2011-12 (UAA)
- NCAA West Region 2011-12 (UAA)





## Kim Austin Mbadanga-Nzamba

Assistant Coach | First Season at CSU | Colorado State, '98

Kim Austin Mbadanga-Nzamba begins her first season with Colorado State women's basketball as an assistant for the Rams. She will be the recruiting coordinator on the staff.

Austin Mbadanga-Nzamba returns to her alma mater after six seasons as an assistant coach at Rice.

While at Rice, Austin Mbadanga-Nzamba served as the staff's recruiting coordinator and worked with the Owl's perimeter players. She also oversaw the student-athletes academic progress in conjunction with the athletic academic advising team and compliance with the NCAA Clearinghouse and NCAA by-laws.

She joined the Rice staff after serving as an assistant at Southern Polytechnic State in Marietta, Ga. At the NAIA school, Austin Mbadanga-Nzamba coached the post players in addition to serving as recruiting coordinator, scheduling coordinator and supervisor for weight training and conditioning.

Prior to working with Southern Poly, Austin Mbadanga-Nzamba spent one year as an assistant with Life University, also in Marietta, Ga., after a two-year stint at Saint Louis University. She organized team travel, coordinated the film exchange and aided in recruiting in addition to her on-court coaching duties with both programs.

Austin Mbadanga-Nzamba is a 1998 graduate of Colorado State with a B.A. in social sciences and a minor in sociology. She was a four-year letterwinner for the Rams, helping them to the Western Athletic Conference regular season and tournament titles, then the program's first NCAA tournament bid in 1996 under head coach Greg Williams.

As a senior captain, Austin Mbadanga-Nzamba helped lead Colorado State to the WAC Mountain Division title and a trip to the NCAA tournament second round in 1998 with teammates Becky Hammon and Katie Cronin. During her career the Rams won 20 or more games in three seasons, advancing the NCAA tournament twice.

After graduating from CSU, Austin Mbadanga-Nzamba spent one season playing professionally for Salon Palloilijat Salpa in Finland where she averaged 18 points and nine rebounds. In high school, she was a 1993-94 Street & Smith's All-America Honorable Mention and a Basketball Congress International All-American.

Kim, a native of El Paso, Texas, and her husband, Eric Mbadanga-Nzamba, have three children.

### AUSTIN MBADINGA-NZAMBA AT A GLANCE

#### Education

- B.A., Social Sciences, 1998

#### Playing Experience

- Colorado State: 1994-98
- Salon Palloilijat Salpa (Finland): 1998

#### Coaching Experience

- 1998-2000: St. Louis University; Assistant Coach
- 2000-01: Life University; Assistant Coach
- 2001-06: Southern Polytechnic State; Assistant Coach
- 2006-2012: Rice; Assistant Coach
- 2012-Present: Colorado State University; Assistant Coach





## Mandy Koupal

Director of Operations | South Dakota, '04, '10

Mandy Koupal begins her first season on the CSU women's basketball staff as the director of operations.

Koupal joins Head Coach Ryun Williams from the University of South Dakota. She was a part of the staff that helped guide the Coyotes to a 76-47 mark in their first four years of the transition to Division I competition.

While at USD, Koupal helped guide the Coyotes to a berth in the Women's National Invitational

Tournament for the first time in 2011-12 and the Women's Basketball Invitational tournament in 2010-11.

Koupal, a native of Wagner, S.D., spent her first two seasons as a graduate assistant on the USD staff before becoming a full-time member in 2010.

Before Koupal returned to her alma mater, she was an assistant coach for Watertown Arrows girls basketball team from 2004-2008. She helped lead the team to the State AA Championship in 2007 and a third place finish in state in 2008. While at Watertown High School, Koupal also taught fourth grade.

Prior to beginning her coaching career at Watertown, High School, Koupal enjoyed a decorated playing career at the University of South Dakota under current assistant coach Chad Lavin. She ranks as one of the greatest players in school history, finishing as USD's career leader in scoring with 2,142 points in just three seasons. Upon graduation, her 2,496 career points ranked sixth all-time in NCAA Division II. She also owns the top three single-season scoring marks (806, 740 and 596) and she is the only player in North Central Conference history to win three straight NCC MVP honors. A three-time all-American, Koupal was an academic all-American, atwo-time National Player of the Year and shewon three NCC MVP honors.

Koupal graduated from USD in 2004 with bachelor's degree in elementary education and completed her master's degree in educational administration in May 2010.



## Megan Mardesen

Video Coordinator | Wayne State, '09, '10

Megan Mardesen joins in the Colorado State women's basketball staff after two seasons as an assistant women's basketball coach at Southwest Minnesota State University. She will assist the team in the film coordinator position.

While Mardesen was an assistant coach at Southwest Minnesota State University, she was a film coordinator responsible for film editing, film exchange, camera and recording

equipment set up for home games, and editing and creating the team's introduction and highlight videos. Mardesen's duties as assistant coach encompassed academic liaison, recruiting, travel coordinator, compliance, equipment, event planner, fundraising, coaching duties, social media, and scheduling.

Mardesen is a 2009 graduate from Wayne State College where she received a degree in psychology. While obtaining her degree she was also the student assistant women's basketball coach until she graduated, then she became a volunteer assistant coach at the University of South Dakota for one season and helped as an equipment manager during the season after. She received her master's degree from Southwest Minnesota State University in 2012.





**Jacquelyn Harris**

Strength & Conditioning



**Marcie Johnston**

Administrative Asst.



**Kyle Kotrous**

Equipment Manager



**Patrick Krza**

Marketing



**Annie Lopez**

Athletic Trainer



**Danielle Marshall**

Media Relations



**Becky Orr**

Academic Services



Dr. Sean Grey



Dr. Rocci Trumper



Dr. Steve Yemm

**Medical Support Staff**

The medical support staff at Colorado State University is second to none. The experienced staff that works with CSU student-athletes is charged with evaluating, diagnosing, treating and rehabilitating athletes in each of the Rams' 16 varsity programs. Along with the Colorado State athletic training staff, CSU's medical team enjoys state-of-the-art facilities and equipment that give Ram athletes the ability to be successful.






**Brian Bedard**  
Track & Field



**Larry Eustachy**  
Men's Basketball



**Jen Fisher**  
Softball



**Tom Hilbert**  
Volleyball



**Susan Jennings**  
Women's Golf (Interim)



**Jim McElwain**  
Football



**Jon Messick**  
Tennis



**Art Siemers**  
Cross Country



**Ryun Williams**  
Women's Basketball



**Chris Woodard**  
Swimming & Diving | Water Polo



**Christian Newton**  
Men's Golf



Denotes 2011-12 MW Coach of the Year





## JACK GRAHAM

Director of Athletics | First Year at CSU | Colorado State, '75

*"We expect, at Colorado State University, that the excellence of our athletic programs will mirror that of the excellence that has always been the academic foundation at this great university."*

- Jack Graham

Director of Athletics John C. "Jack" Graham has boldly placed Colorado State's program on an ambitious path towards national prominence with his visionary leadership.

A successful business leader and former Rams quarterback, Graham has integrated the department under the motto, "Dream big, work hard and settle for nothing less than excellence."

### GRAHAM AT A GLANCE

#### Education

- Bachelor's degree, U.S. history; Colorado State, '75

#### Personal

- Played quarterback for CSU from 1973-74
- Drafted by the Miami Dolphins
- Successful 30-year career in the international insurance and reinsurance markets
- Founded ICAT Managers, a leader in catastrophic risk insurance products
- Advisory board member of the National Center of Atmospheric Research
- Married to wife, Ginger Graham

#### Graham's three objectives as Director of Athletics

- Maintain athletic department integrity
- Uphold academic excellence
- Win

University President Tony Frank believes Graham is the right person to move CSU's most visible department toward.

"In Jack Graham, we have the perfect combination of dedicated Ram fan, stand-out athlete and experienced business leader with the skills and business acumen to energize and advance our overall athletics program," Frank said. "I am excited about the enthusiasm he will generate among our students, coaches, alumni, donors and fans. He brings high standards, high expectations and a passion for winning that is infectious."

CSU's athletics department supports nearly 400 student-athletes competing in 16 varsity sports.

Graham, who played quarterback for the Rams from 1973-74, took on the duties of athletic director and quickly went to work. His first major initiative was to conduct a thorough evaluation of all athletic programs and to engage with donors and supporters about their goals for CSU athletics.

Shortly thereafter, Graham invested in CSU's future by hiring coaches with proven track records in the Rams' three biggest sports: football and men's and women's basketball. His expectation is to win at least 60 percent of games/matches and consistently participate and win in postseason competition.



CSU President Dr. Anthony Frank (background) introduced Jack Graham as the Rams' 17th Director of Athletics on Dec. 1, 2011



### Athletic Department Mission Statement

The purpose of the Colorado State University Department of Athletics is to recruit, educate, develop and graduate student-athletes within an environment that pursues excellence, values integrity and ethical conduct, promotes respect for all individuals, teaches sportsmanship, entertains our constituents and emphasizes championship performance.

“Athletics play a critical role at CSU,” Graham said. “Our teams can and should be leaders in defining our university’s traditions, and they can be catalysts that unite our students and community. I believe our success in athletics can and will send a signal about the overall quality of CSU’s leadership, our standards and our talent. We are committed to winning while maintaining the highest level of integrity and student success.”

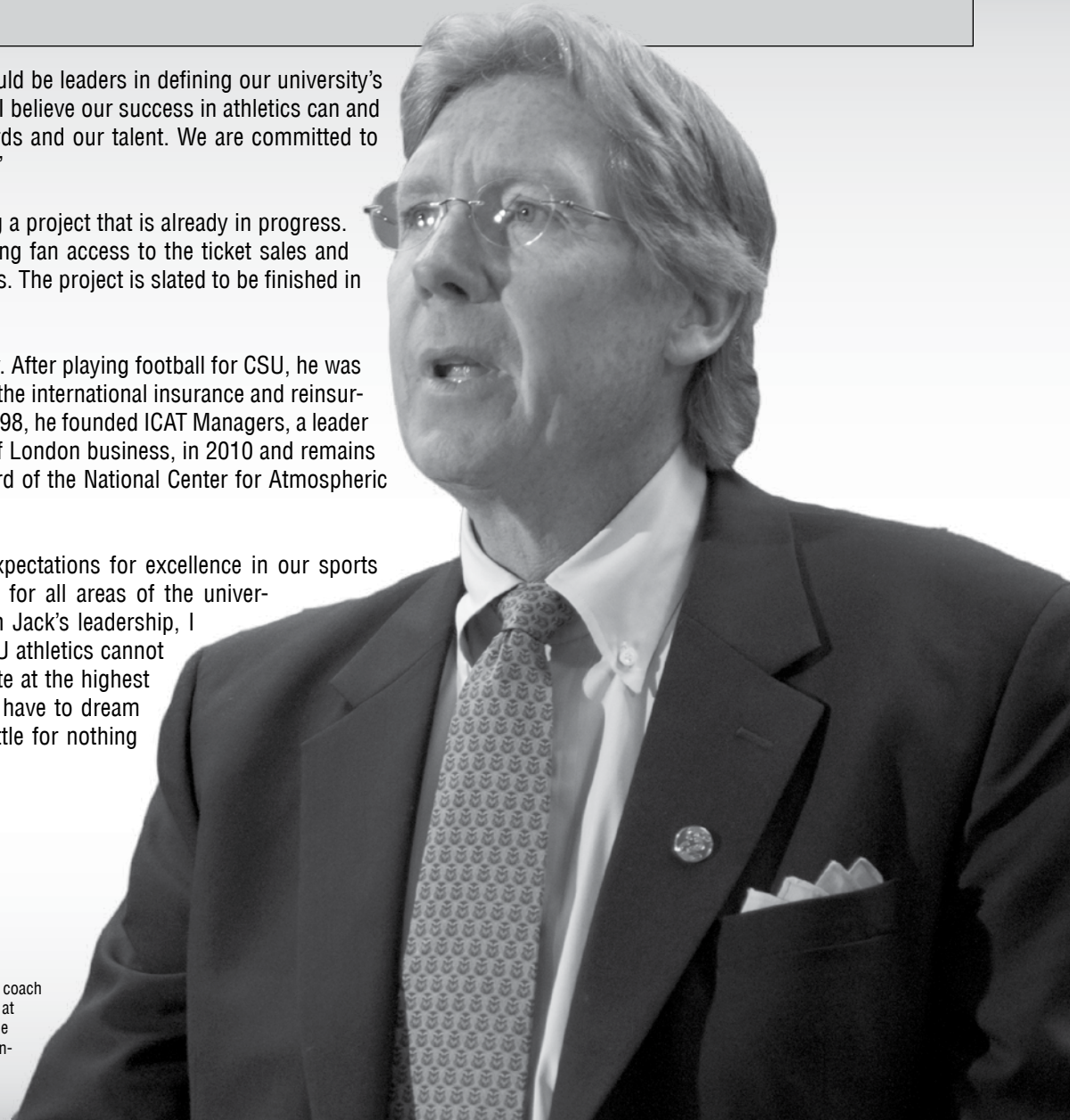
With numerous ideas for improvement and expansion, Graham is overseeing a project that is already in progress. The Moby renovation will expand the north and south concourses, improving fan access to the ticket sales and will-call areas, as well as create a more logical setup of the concession stands. The project is slated to be finished in the summer of 2013.

Graham graduated from CSU in 1975 with a bachelor’s degree in U.S. history. After playing football for CSU, he was drafted by the Miami Dolphins. He went on to a successful 30-year career in the international insurance and reinsurance markets, where he was known as an innovator and effective leader. In 1998, he founded ICAT Managers, a leader in catastrophic risk insurance products. He sold ICAT, including its Lloyd’s of London business, in 2010 and remains on the company’s board of directors. Graham also sits on the advisory board of the National Center for Atmospheric Research.




“We have the same expectations for excellence in our sports program that we have for all areas of the university,” Frank said. “With Jack’s leadership, I see no reason why CSU athletics cannot and should not compete at the highest level. To get there, we have to dream big, work hard and settle for nothing less than excellence.”

Graham introduced head football coach Jim McElwain to a packed house at Moby Arena during halftime of the CSU men’s basketball team’s eventual victory over No. 17-ranked San Diego State on Jan. 28, 2012.







**Karim Abdel Wahab**  
Assistant Coach  
Track & Field



**Kim Austin Mbadinga-Nzamba**  
Assistant Coach  
Women's Basketball



**Brandon Bailey**  
Assistant Business  
Manager



**Dave Baldwin**  
Offensive Coordinator



**Steve Barnes**  
Director of Personnel  
Men's Basketball



**Tiffany Beckham**  
Director of Operations  
Men's Basketball




**Dani Belinski**  
Director of Sales  
Nelligan Sports Marketing



**Matt Botsford**  
Assistant Coach  
Volleyball



**Cameron Boyer**  
Assistant Ticket Manager



**Mary Jo Brito**  
Executive Assistant  
to the Athletic Director



**Tim Brogdon**  
Ram Ruckus Coordinator  
Marketing



**Jeremy Bulen**  
Assistant Business  
Manager



**Dawn Burton**  
Spirit Club Coordinator



**Ryan Callahan**  
Assistant Athletic Trainer



**Cathleen Cawley**  
Assistant Coach  
Track & Field




**Tim Cawley**  
Assistant Coach  
Track & Field



**Deidra Church**  
Assistant Director  
Athletics & Alumni Events



**Jenny Coe**  
Marketing Coordinator  
Nelligan Sports Marketing



**Steve Cottingham**  
Senior Associate A.D. for  
Business Operations/CFO



**Brook Coulter**  
Assistant Coach  
Volleyball



**Scott Dahlberg**  
Assistant Coach  
Cross Country



**Mark Devine**  
Nelligan Sports Marketing



**Terry DeZeeuw**  
Associate Athletic Director  
for Sport Performance



**Jeff Dotson**  
Video Coordinator



**Chase Eckerdt**  
Game Pageantry Coord.  
Marketing



**Tom Ehlers**  
Director of Operations  
Football



**Marty English**  
Assistant Coach  
Football



**Crystal Finn**  
Assistant Athletic Trainer




**Jim Francis**  
Faculty Athletic  
Representative



**Derek Frazier**  
Assistant Coach  
Football



**Bret Guetz**  
Assistant Coach  
Men's Golf



**Nic Hallisey**  
Assistant Director of  
Media Relations



**Jeff Hammerschmidt**  
Assistant Coach  
Football



**Erin Hammersley**  
Assistant Academic  
Coordinator




**Jacquelyn Harris**  
Assistant Strength &  
Conditioning Coach



**Rashad Harris**  
Director of Operations  
Conditioning Coach



**Drew Hill**  
Director of Player Personnel  
Football



**Ross Hodge**  
Assistant Coach  
Men's Basketball



**Greg Jensen**  
Assistant Athletic Trainer



**Marcie Johnston**  
Sports Program Coordinator



**Mike Kent**  
Head Strength &  
Conditioning Coach



**Paul Kirk**  
Director of Athletic  
Media Relations



**Kyle Kotrous**  
Assistant Equipment  
Manager




**Mandy Koupal**  
Director of Operations  
Women's Basketball



**Bob Krenzel**  
Ovations




**Patrick Krza**  
Ticket Sales Team Manager  
Marketing



**Adam Kuehl**  
Assistant Strength &  
Conditioning Coach



**Chad Lavin**  
Assistant Coach  
Women's Basketball



**Jason Layton**  
Senior Associate A.D. for  
Sales & Marketing



**Tim LeRoy**  
Director Recruiting Operations  
Football



**Tracy Ljone**  
Assistant Strength & Conditioning Coach



**Annie Lopez**  
Assistant Athletic Trainer



**Ben Lorenzen**  
Nelligan Sports Marketing



**Greg Lupfer**  
Assistant Coach Football



**Danielle Marshall**  
Assistant Director of Media Relations



**Danny Mattie**  
Assistant Director of Media Relations



**Doug Max**  
Associate Athletic Director Facilities & Scheduling



**Kelley McCallum**  
Assistant Coach Swimming & Diving



**Karla Lewis**  
Ovations



**Megan Mardesen**  
Video Coordinator Women's Basketball



**Rachel McClintock**  
Assistant Coach



**Mackenzie McDonald**  
Assistant Athletic Trainer



**Steve McDonnell**  
Assistant Athletic Director Academic Services



**Niko Medved**  
Assistant Coach Men's Basketball



**Mike Moody**  
Associate Head Coach Water Polo



**John Morris**  
Deputy Athletics Director



**Tim Moser**  
Assistant Coach Women's Basketball



**Ryan Murphy**  
Assistant Equipment Manager



**Billy Napier**  
Assistant Coach Football



**Catlin O'Leary**  
Ticket Sales Associate



**Bri Olmstead**  
Director of Operations Volleyball




**Becky Orr**  
Academic Coordinator



**Gary Ozzello**  
Senior Associate AD Media and Communications



**Mark Paquette**  
Assistant Facilities Director



**Doug Patmore**  
Annual Fund Director Development



**Dedeann Pendleton**  
Assistant Coach Softball



**Melissa Perea**  
Assistant Coach Softball



**Leonard Perry**  
Associate Head Coach Men's Basketball



**Jason Phillips**  
Head Strength & Conditioning Coach



**Greg Pollard**  
Academic Coordinator



**Sharon Rady**  
Ticket Manager



**Leah Ratzlaff**  
Director of Compliance



**Nick Rogers**  
Ticket Sales Team Assistant Manager



**Rachel Sachs**  
Donor Relations Coord. Development



**Shalini Shanker**  
Assistant Athletic Director Compliance



**Carissa Sigward**  
Assistant to Administration



**Al Simmons**  
Assistant Coach Football



**Tim Skipper**  
Assistant Coach Football



**Sandy Steele**  
Sports Program Coord. Football




**Christine Susemihl**  
Senior Associate AD Internal Operations



**Karen Taylor**  
Sports Program Coordinator



**Jon Walter**  
Director of Development, Denver



**Sam Waniewski**  
Video Coordinator Men's Basketball



**Kevin Witt**  
Diving Coach



**Danielle Weddle**  
Ticket Sales Associate



**Alvis Whitted**  
Assistant Coach Football



**Kris Young**  
Equipment Manager





UNDER ARMOUR.

# HERE WE GOT BACKBONE.

ARE YOU FROM **HERE?**



**THE UA SPINE BIONIC**

**LIGHT BUT STRONG.**

The spine is where every physical advantage you have comes from. Power, speed, quickness, agility, stability, flexibility, and flight. With the lightweight feel and stabilizing structure of UA Spine under your feet, you can unleash your will on the other team.

[UA.com/basketball](http://UA.com/basketball)





# ***COLORADO STATE RAMS WOMEN'S BASKETBALL***



## **Student-Athletes**

34-35	Carlyn Chavez	48-49	Hanne Mestdagh
36-37	LaDeyah Forte	50-51	Kara Spotton
38-39	Meghan Heimstra	52-53	Hayley Thompson
40-41	Morgan Hunt	54	Caitlin Duffy & Emily Johnson
42-43	Amber Makeever	55	Alicia Nichols & Katrina Ottesen
44-45	Mandy Makeever	56	Taylor Varsho & Roster
46-47	Sam Martin		





**14** | **C** **ARLYN**  
**CHAVEZ**  
 SO | G | 5-7 | Portland, Ore.

**2011-12**

As a freshman saw action in eight games for the Rams...Averaged 4.4 minutes per game, 0.6 points and 0.5 rebounds.

**La Salle Catholic College Prep High School**

Four-year letterwinner in basketball...Team captain senior year...Played volleyball and basketball in high school...Earned all-league honors her junior year and second-team accolades her senior year...Led team to league championship her senior year, and second in state.

**Personal**

Full name is Carlyn Chavez...Born Oct. 5, 1992, in Salisbury, Md. ...Parents are Rob Chavez and Susan Orr...Father (Rob) played basketball for Mesa State...Has one sister, Lindsey...Communication studies major at Colorado State.

**CHAVEZ'S CAREER HIGHS**

**Scoring**

Career ..... 2, vs. Maryville, 12/11/11  
 Mountain West..... 1, vs. Air Force, 1/11/12

**Rebounding**

Career ..... 2, Twice  
 Mountain West..... 2, vs. Air Force, 1/11/12

**Offensive Rebounds**

Career .....  
 Mountain West.....

**Field Goals Made**

Career ..... 1, vs. Maryville, 12/11/11  
 Mountain West.....

**Field Goals Attempted**

Career ..... 2, vs. Maryville, 12/11/11  
 Mountain West.....

**Three-Point Field Goals Made**

Career .....  
 Mountain West.....

**Three-Point Field Goals Attempted**

Career .....  
 Mountain West.....

**Free Throws Made**

Career ..... 2, vs. Tulsa, 11/17/11  
 Mountain West..... 1, vs. Air Force, 1/11/12

**Free Throws Attempted**

Career ..... 2, Twice  
 Mountain West..... 2, vs. Air Force, 1/11/12

**Assists**

Career ..... 2, vs. Maryville, 12/11/11  
 Mountain West..... 1, vs. Air Force, 1/11/12

**Blocked Shots**

Career .....  
 Mountain West.....

**Steals**

Career ..... 1, vs. Air Force, 1/11/12  
 Mountain West..... 1, vs. Air Force, 1/11/12

**Minutes**

Career ..... 14, vs. Maryville, 12/11/11  
 Mountain West..... 6, at Air Force, 2/4/12

**CHAVEZ'S CAREER STATISTICS**

Year	GP-GS	Min	Avg	TOTAL			3-PTS			REBOUNDS			PF-FO	A	TO	Blk	Stl	Pts	Avg				
				FG	FGA	Pct	3FG	FGA	Pct	FT	FTA	Pct								Off	Def	Tot	Avg
2011-12	8-0	35	4.4	1	2	.500	0	0	.000	3	4	.750	0	4	4	0.5	1-0	3	0	0	1	5	0.6
TOTAL	8-0	35	4.4	1	2	.500	0	0	.000	3	4	.750	0	4	4	0.5	1-0	3	0	0	1	5	0.6



**2011-12**

Opponent (Date)	GS	Min	FG-FA	Pct	3FG-FA	Pct	FT-FTA	Pct	OR-DR	TR	PF	A	TO	Blk	Stl	Pts
at Northern Iowa (11/11)	1		0-0	.000	0-0	.000	0-0	.000	0-0	0	0	0	0	0	0	0
Arizona State (11/13)	DNP															
Tulsa(11/17)	5		0-0	.000	0-0	.000	2-2	1.000	0-0	0	1	0	0	0	0	2
Colorado (11/20)	1		0-0	.000	0-0	.000	0-0	.000	0-0	0	0	0	0	0	0	0
at Denver (11/23)	DNP															
at Montana State (11/29)	1		0-0	.000	0-0	.000	0-0	.000	0-0	0	0	0	0	0	0	0
at Northern Colorado (12/2)	DNP															
at Toldo (12/4)	DNP															
North Dakota (12/8)	DNP															
Maryville (12/11)	14		1-2	.500	0-0	.000	0-0	.000	0-2	2	0	2	0	0	0	2
vs. Michigan State (12/20)	DNP															
vs. Indiana (12/21)	DNP															
Bowling Green (12/31)	DNP															
at Cal State Bakersfield (1/4)	DNP															
at Seattle (1/8)	2		0-0	.000	0-0	.000	0-0	.000	0-0	0	0	0	0	0	0	0
Air Force (1/11)	5		0-0	.000	0-0	.000	1-2	.500	0-2	2	0	1	0	0	1	1
at TCU (1/14)	DNP															
at Boise State (1/17)	DNP															
Wyoming (1/21)	DNP															
New Mexico (1/25)	DNP															
at San Diego State (1/28)	DNP															
UNLV (2/1)	DNP															
at Air Force (2/4)	6		0-0	.000	0-0	.000	0-0	.000	0-0	0	0	0	0	0	0	0
TCU (2/11)	DNP															
Boise State (2/14)	DNP															
at Wyoming (2/18)	DNP															
at New Mexico (2/22)	DNP															
San Diego State (2/25)	DNP															
at UNLV (2/29)	DNP															
<b>Totals</b>	<b>0</b>	<b>35</b>	<b>1-2</b>	<b>.500</b>	<b>0-0</b>	<b>.000</b>	<b>3-4</b>	<b>.750</b>	<b>0-4</b>	<b>4</b>	<b>1</b>	<b>3</b>	<b>0</b>	<b>0</b>	<b>1</b>	<b>5</b>







# 10 LADEYAH FORTE

SO | G | 5-4 | Pensacola, Fla.

## 2011-12

Started in 25 out of 30 games for Colorado State, the highest among freshmen... Ranked second in MW in assist-to-turnover ratio (1.3) and fourth in assists (3.5)... Averaged 5.6 points per game and 1.6 steals per game.

## Pensacola High School

Was named 2011 Pensacola News Journal Player of the Year... Voted MVP of 2011 Subway All-Star Game...Named 2011 first-team Florida Athletic Coaches Association and 2011 first-team Florida Athletic Basketball Association...Earned 2011 Florida High School Athletic Association all-state honorable mention...Was 2011 Scholar Athlete Basketball Player of the Year...Received 2011 Christian Athlete Award...Voted team's 2011 Most Valuable Player...

Voted 2011 team captain...Led high school team to three consecutive final four appearances...Made ESPN's top 100 point guard list in 2011.

## Personal

Full name is LaDeyah Yvette Forte...Born Jan. 28, 1993, to Fletcher and Wyvette Forte...Has one younger brother, Fletcher Forte II...Health and exercise science major at Colorado State...Both parents graduated from Alabama State University.

## FORTE'S CAREER STATISTICS

Year	GP-GS	Min	Avg	TOTAL			3-PTS			REBOUNDS			Avg	PF-FO	A	TO	Blk	Stl	Pts	Avg			
				FG	FGA	Pct	3FG	FGA	Pct	FT	FTA	Pct									Off	Def	Tot
2011-12	30-25	965	32.2	63	155	.406	13	47	.277	28	36	.778	6	62	68	2.3	45-0	106	79	0	49	167	5.6
TOTAL	30-25	965	32.2	63	155	.406	13	47	.277	28	36	.778	6	62	68	2.3	45-0	106	79	0	49	167	5.6

## FORTE'S CAREER HIGHS

### Scoring

Career ..... 17, at TCU, 1/14/12  
Mountain West..... 17, at TCU, 1/14/12

### Rebounding

Career ..... 6, vs. Indiana, 12/21/11  
Mountain West..... 5, vs. San Diego State, 2/25/12

### Offensive Rebounds

Career ..... 1, Six times  
Mountain West..... 1, Four times

### Field Goals Made

Career ..... 8, at TCU, 1/14/12  
Mountain West..... 8, at TCU, 1/14/12

### Field Goals Attempted

Career ..... 13, at Bakersfield, 1/4/12  
Mountain West..... 12, at TCU, 1/14/12

### Three-Point Field Goals Made

Career ..... 2, Twice  
Mountain West..... 2, vs. TCU, 2/11/12

### Three-Point Field Goals Attempted

Career ..... 5, Twice  
Mountain West..... 3, Twice

### Free Throws Made

Career ..... 5, vs. North Dakota, 12/8/11  
Mountain West..... 3, vs. Air Force, 1/11/12

### Free Throws Attempted

Career ..... 6, vs. North Dakota, 12/8/11  
Mountain West..... 4, vs. Boise State, 3/7/12

### Assists

Career ..... 10, vs. Tulsa, 11/17/11  
Mountain West..... 9, at Air Force, 2/4/12

### Blocked Shots

Career .....  
Mountain West.....

### Steals

Career ..... 6, vs. Boise State, 2/14/12  
Mountain West..... 6, vs. Boise State, 2/14/12

### Minutes

Career ..... 41, at Wyoming, 2/18/12  
Mountain West..... 41, at Wyoming, 2/18/12



2011-12

Opponent (Date)	GS	Min	FG-FA	Pct	3FG-FA	Pct	FT-FTA	Pct	OR-DR	TR	PF	A	TO	Blk	Stl	Pts
at Northern Iowa (11/11)	13	1-1	1.000	0-0	.000	0-0	.000	0-1	1	1	5	0	0	2		
Arizona State (11/13)	15	1-4	.250	0-1	.000	0-0	.000	0-0	0	1	0	2	0	1	2	
Tulsa (11/17)	31	2-3	.667	1-2	.500	0-2	.000	0-1	1	0	10	3	0	1	5	
Colorado (11/20)	* 21	0-3	.000	0-0	.000	0-0	.000	0-0	0	1	3	4	0	2	0	
at Denver (11/23)	* 29	3-7	.429	1-5	.200	0-0	.000	0-3	3	4	1	1	0	0	7	
at Montana State (11/29)	15	1-3	.333	1-1	1.000	0-0	.000	1-2	3	3	0	1	0	1	3	
at Northern Colorado (12/2)	9	0-1	.000	0-0	.000	0-0	.000	0-0	0	0	1	1	0	0	0	
at Toledo (12/4)	* 38	3-4	.750	2-2	1.000	0-0	.000	0-2	2	4	4	4	0	2	8	
North Dakota (12/8)	* 38	2-4	.500	1-2	.500	5-6	.833	0-1	1	1	2	1	0	4	10	
Maryville (12/11)	* 31	1-3	.333	0-0	.000	3-3	1.000	0-5	5	0	3	2	0	4	5	
vs Michigan State (12/20)	* 36	3-8	.375	0-3	.000	0-0	.000	0-3	3	2	0	5	0	2	6	
vs Indiana (12/21)	* 39	2-9	.222	0-2	.000	0-0	.000	1-5	6	1	4	2	0	4	4	
Bowling Green (12/31)	* 38	3-5	.600	0-1	.000	1-2	.500	0-2	2	1	2	1	0	0	7	
at CSU Bakersfield (1/4)	* 39	6-13	.462	1-5	.200	2-2	1.000	0-4	4	2	7	3	0	1	15	
at Seattle (1/8)	* 31	1-5	.200	0-2	.000	0-0	.000	0-1	1	1	2	5	0	1	2	
Air Force (1/11)	* 33	3-7	.429	1-2	.500	3-3	1.000	0-3	3	1	3	3	0	2	10	
at TCU (1/14)	* 38	8-12	.667	1-3	.333	0-2	.000	0-1	1	0	5	4	0	1	17	
at Boise State (1/17)	* 38	0-3	.000	0-1	.000	0-1	.000	0-3	3	3	4	0	0	1	0	
Wyoming (1/21)	* 36	1-6	.167	0-1	.000	2-2	1.000	1-2	3	1	8	2	0	3	4	
New Mexico (1/25)	* 36	0-3	.000	0-0	.000	0-1	.000	0-0	0	0	6	2	0	2	0	
at San Diego State (1/28)	* 39	2-5	.400	0-1	.000	0-0	.000	1-2	3	1	4	2	0	2	4	
UNLV (2/1)	* 37	5-7	.714	1-1	1.000	2-2	1.000	1-1	2	0	2	3	0	1	13	
at Air Force (2/4)	* 35	1-3	.333	0-2	.000	2-2	1.000	0-2	2	2	9	1	0	3	4	
TCU (2/11)	* 38	5-8	.625	2-2	1.000	0-0	.000	1-3	4	1	4	4	0	3	12	
Boise State (2/14)	* 39	1-3	.333	0-1	.000	2-2	1.000	0-3	3	1	4	4	0	6	4	
at Wyoming (2/18)	* 41	3-7	.429	1-3	.333	0-0	.000	0-2	2	3	4	5	0	1	7	
at New Mexico (2/22)	* 26	0-3	.000	0-1	.000	0-0	.000	0-1	1	3	2	4	0	1	0	
San Diego State (2/25)	* 36	4-8	.500	0-1	.000	2-2	1.000	0-5	5	4	3	1	0	0	10	
at UNLV (2/29)	* 34	0-3	.000	0-1	.000	0-0	.000	0-3	3	2	3	1	0	0	0	
vs Boise State (3/7)	* 36	1-4	.250	0-1	.000	4-4	1.000	0-1	1	1	6	3	0	0	6	
<b>Totals</b>	<b>25</b>	<b>965</b>	<b>63-155</b>	<b>.406</b>	<b>13-47</b>	<b>.277</b>	<b>28-36</b>	<b>.778</b>	<b>6-62</b>	<b>68</b>	<b>45</b>	<b>106</b>	<b>79</b>	<b>0</b>	<b>49</b>	<b>167</b>







**MEGHAN HEIMSTRA**  
 SR | F | 6-2 | Longmont, Colo.

**2011-12**

Received Mountain West Sixth Player of the Year; she is the first women's basketball player to ever earn the award... Played all 30 games, starting nine... Led the team with 34 blocks... Score a personal best 21 points vs. San Diego State... Averaged team second-best 5.5 rebounds per game while scoring 8.3 points per contest.

**2010-11**

Redshirted due to a hip injury.

**2009-10**

Played in every game, starting in 25 of those contests...Averaged 8.8 points per game...Was sent to the line 129 times, and shot 61.2 percent, securing the 10th best mark in the Mountain West...With 41 blocked shots, not only led the team but recorded the third-highest total blocks by a Ram and the second-most by any CSU sophomore in a single season...Also led the team in assists (72).

**2008-09**

Played in 29 games for the Rams, averaging 14.3 minutes per game... Recorded a team-high 13 blocks on the season while pulling down 102 boards.

**Silver Creek High School**

Four-year starter at Silver Creek High School in Longmont, Colo. ...Was an all-Colorado performer in 2007 and 2008...As a senior averaged 14.8 points, while leading the Raptors to a 25-3 overall record, 13-1 in the Northern League, and an appearance in the Colorado Class 4A championship game...As a junior in 2006-07 averaged 15.1 points, 9.3 rebounds, 2.8 blocks and 2.5 assists per game, while shooting nearly 60 percent from the floor to lead the Raptors to a berth in the Final 16 of the Colorado Class 4A state tournament...During her sophomore season, averaged 12.3 points and pulled down 5.4 rebounds per contest to help guide Silver Creek to its second consecutive Great Eight appearance in the state tournament...a four-time recipient of the Raptor Award given to the Raptors' best all-around player...Named 2007 Raptor of the Year winner, given annually to the best athlete in any sport...Played for Wyco Pride club basketball team.

**Personal**

Full name is Meghan Karen Heimstra...Born Aug. 31, 1990, in Longmont, Colo. ...One of two children of Norm and Pam Heimstra...Has one older brother, Wes...Health and exercise science major at Colorado State...Brother, Wes, played football at Dakota State in Madison, S.D.

**HEIMSTRA'S CAREER HIGHS**

**Scoring**

Career .....21, vs. San Diego State, 2/25/12  
Mountain West.....21, vs. San Diego State, 2/25/12

**Rebounding**

Career .....14, vs. Wyoming, 1/5/10  
Mountain West.....14, vs. Wyoming, 1/5/10

**Offensive Rebounds**

Career .....6, Twice  
Mountain West.....5, Twice

**Field Goals Made**

Career .....7, Twice  
Mountain West.....7, vs. BYU, 1/16/10

**Field Goals Attempted**

Career .....18, vs. Indiana, 12/21/11  
Mountain West.....13, at UNLV, 2/29/12

**Three-Point Field Goals Made**

Career .....2, Twice  
Mountain West.....2, Twice

**Three-Point Field Goals Attempted**

Career .....4, vs. Utah, 2/3/10  
Mountain West.....4, vs. Utah, 2/3/10

**Free Throws Made**

Career .....10, vs. New Mexico, 1/23/10  
Mountain West.....10, vs. New Mexico, 1/23/10

**Free Throws Attempted**

Career .....12, Twice  
Mountain West.....10, Twice

**Assists**

Career .....6, vs. Wyoming, 1/5/10  
Mountain West.....6, vs. Wyoming, 1/5/10

**Blocked Shots**

Career .....5, Twice  
Mountain West.....5, Twice

**Steals**

Career .....5, Twice  
Mountain West.....5, at TCU, 2/7/09

**Minutes**

Career .....38, vs. Montana, 11/13/09  
Mountain West.....33, vs. Wyoming, 1/5/10

**HEIMSTRA'S CAREER STATISTICS**

Year	GP-GS	Min	Avg	TOTAL			3-PTS			FT	FTA	Pct	REBOUNDS				PF-FO	A	TO	Blk	Stl	Pts	Avg
				FG	FGA	Pct	3FG	FGA	Pct				Off	Def	Tot	Avg							
2008-09	29-4	416	14.3	46	110	.418	3	13	.231	43	65	.662	32	70	102	3.5	44-1	16	37	13	30	138	4.8
2009-10	30-25	870	29.0	87	219	.397	10	35	.286	79	129	.612	75	161	236	7.9	94-6	72	98	41	46	263	8.8
2011-12	30-9	669	22.3	89	217	.410	2	16	.125	68	101	.673	48	117	165	5.5	79-3	42	83	34	48	248	8.3
<b>TOTAL</b>	<b>89-38</b>	<b>1955</b>	<b>22.0</b>	<b>222</b>	<b>546</b>	<b>.407</b>	<b>15</b>	<b>64</b>	<b>.234</b>	<b>190</b>	<b>295</b>	<b>.644</b>	<b>155</b>	<b>348</b>	<b>503</b>	<b>5.7</b>	<b>217-10</b>	<b>130</b>	<b>218</b>	<b>88</b>	<b>124</b>	<b>649</b>	<b>7.3</b>



2011-12

Opponent (Date)	GS	Min	FG-FA	Pct	3FG-FA	Pct	FT-FTA	Pct	OR-DR	TR	PF	A	TO	Blk	Stl	Pts
at Northern Iowa (11/11)	*	23	4-7	.571	0-0	.000	3-8	.375	2-4	6	5	0	3	0	1	11
Arizona State (11/13)	*	18	2-6	.333	0-1	.000	0-0	.000	1-5	6	4	0	1	1	2	4
Tulsa (11/17)	*	23	5-7	.714	0-0	.000	2-2	1.000	1-12	13	2	0	3	5	1	12
Colorado (11/20)	*	29	4-8	.500	0-1	.000	1-5	.200	2-6	8	2	0	4	1	2	9
at Denver (11/23)	*	20	0-5	.000	0-2	.000	1-2	.500	3-5	8	4	1	3	1	1	1
at Montana State (11/29)	*	26	7-15	.467	0-2	.000	0-2	.000	3-7	10	3	1	3	2	4	14
at Northern Colorado (12/2)	*	22	4-8	.500	0-0	.000	0-2	.000	2-2	4	5	1	6	2	1	8
at Toledo (12/4)	*	28	3-4	.750	0-0	.000	1-3	.333	0-3	3	1	1	5	1	1	7
North Dakota (12/8)		15	1-2	.500	0-1	.000	4-4	1.000	0-11	11	4	1	6	2	2	6
Maryville (12/11)		13	0-0	.000	0-0	.000	0-0	.000	0-2	2	2	2	1	0	2	0
vs Michigan State (12/20)		18	2-4	.500	0-1	.000	4-7	.571	0-0	0	3	2	4	0	2	8
vs Indiana (12/21)		31	5-18	.278	0-0	.000	5-5	1.000	6-4	10	4	2	3	3	1	15
Bowling Green (12/31)		27	4-10	.400	0-1	.000	4-4	1.000	3-6	9	3	1	0	1	1	12
at CSU Bakersfield (1/4)		21	3-9	.333	0-0	.000	0-0	.000	3-7	10	4	1	3	0	2	6
at Seattle (1/8)	*	25	1-7	.143	0-0	.000	1-4	.250	1-2	3	1	2	4	0	3	3
Air Force (1/11)		18	5-9	.556	0-0	.000	2-4	.500	2-4	6	1	4	5	0	3	12
at TCU (1/14)		20	2-6	.333	0-0	.000	3-3	1.000	1-2	3	1	0	2	0	1	7
at Boise State (1/17)		17	3-7	.429	0-1	.000	4-5	.800	1-6	7	1	0	0	0	0	10
Wyoming (1/21)		27	4-9	.444	0-1	.000	0-0	.000	0-2	2	3	4	1	1	0	8
New Mexico (1/25)		28	5-9	.556	0-0	.000	0-0	.000	3-6	9	2	2	3	1	3	10
at San Diego State (1/28)		27	4-8	.500	0-1	.000	3-4	.750	1-3	4	3	4	1	2	11	
UNLV (2/1)		26	2-3	.667	0-0	.000	9-10	.900	0-1	1	3	0	2	2	1	13
at Air Force (2/4)		18	4-5	.800	1-1	1.000	0-1	.000	1-3	4	1	1	0	3	1	9
TCU (2/11)		29	1-4	.250	0-0	.000	0-0	.000	3-4	7	3	3	4	3	2	2
Boise State (2/14)		18	1-4	.250	0-0	.000	1-2	.500	1-2	3	3	2	2	0	2	3
at Wyoming (2/18)		11	1-2	.500	0-0	.000	0-0	.000	0-3	3	5	0	2	0	0	2
at New Mexico (2/22)		17	2-6	.333	0-1	.000	3-4	.750	2-1	3	2	2	3	1	2	7
San Diego State (2/25)		22	6-10	.600	1-1	1.000	8-9	.889	2-2	4	1	2	1	1	1	21
at UNLV (2/29)		27	2-13	.154	0-1	.000	1-2	.500	2-2	4	2	0	2	1	1	5
vs Boise State (3/7)		25	2-12	.167	0-0	.000	8-9	.889	2-0	2	1	3	3	1	3	12
<b>Totals</b>	<b>9</b>	<b>669</b>	<b>89-217</b>	<b>.410</b>	<b>2-16</b>	<b>.125</b>	<b>68-101</b>	<b>.673</b>	<b>48-117</b>	<b>165</b>	<b>79</b>	<b>42</b>	<b>83</b>	<b>34</b>	<b>48</b>	<b>248</b>

2009-10

Opponent (Date)	GS	Min	FG-FA	Pct	3FG-FA	Pct	FT-FTA	Pct	OR-DR	TR	PF	A	TO	Blk	Stl	Pts
Montana (11/13)	*	38	5-11	.455	0-1	.000	6-10	.600	4-7	11	2	2	5	2	0	16
Wichita State (11/15)	*	29	5-7	.714	1-1	1.000	6-12	.500	4-5	9	3	2	5	3	1	17
at Denver (11/18)	*	32	0-4	.000	0-0	.000	3-6	.500	2-4	6	3	2	2	4	5	3
at Valparaiso (11/22)		31	5-8	.625	0-0	.000	2-5	.400	5-7	12	4	3	5	1	1	12
Texas State (11/27)		24	1-7	.143	0-1	.000	4-4	1.000	6-7	13	3	1	1	2	2	6
Delaware (11/28)	*	25	2-7	.286	0-1	.000	1-1	1.000	3-6	9	1	3	1	0	0	5
at Idaho (12/1)	*	32	5-15	.333	1-2	.500	2-5	.400	4-8	12	2	2	4	0	3	13
at California (12/05)	*	26	5-12	.417	0-2	.000	1-2	.500	3-8	11	4	4	6	2	1	11
vs Southern Illinois (12/06)	*	23	3-7	.429	0-1	.000	0-0	.000	0-7	7	5	1	1	1	0	6
Colorado (12/11)	*	31	1-3	.333	0-0	.000	5-8	.625	1-5	6	3	1	2	2	3	7
at Northern Colorado (12/21)	*	19	1-3	.333	0-0	.000	0-0	.000	0-2	2	5	2	3	0	0	2
at A&M-C. C. (12/30)	*	31	0-4	.000	0-0	.000	3-4	.750	1-4	5	5	3	2	0	1	3
South Dakota (1/2)	*	32	3-7	.429	0-2	.000	1-3	.333	2-9	11	4	1	1	1	1	7
Wyoming (1/5)	*	33	2-8	.250	0-0	.000	4-6	.667	5-9	14	1	6	2	5	2	8
at Air Force (1/9)	*	31	3-8	.375	0-2	.000	4-7	.571	1-4	5	3	3	3	2	4	10
BYU (1/16)	*	32	7-10	.700	1-2	.500	4-9	.444	2-6	8	3	3	7	0	1	19
at UNLV (1/20)	*	32	3-7	.429	2-2	1.000	0-0	.000	4-5	9	5	2	6	1	0	8
New Mexico (1/23)	*	32	2-5	.400	0-1	.000	10-12	.833	1-8	9	4	1	4	2	2	14
at TCU (1/27)	*	29	3-7	.429	0-1	.000	1-3	.333	3-6	9	1	5	1	1	3	7
at San Diego State (1/30)	*	31	1-3	.333	0-1	.000	2-2	1.000	0-4	4	2	2	6	2	3	4
Utah (2/3)	*	27	2-6	.333	2-4	.500	0-0	.000	1-3	4	3	4	2	0	0	6
at Wyoming (2/6)	*	24	2-4	.500	0-2	.000	3-4	.750	2-1	3	4	0	4	0	1	7
Air Force (2/9)	*	20	2-4	.500	0-0	.000	0-0	.000	3-4	7	2	2	2	0	3	4
at BYU (2/17)	*	24	4-6	.667	1-2	.500	1-5	.200	0-5	5	5	2	2	1	0	10
UNLV (2/20)	*	28	3-10	.300	1-3	.333	3-4	.750	1-6	7	4	2	2	2	2	10
at New Mexico (2/24)	*	30	2-7	.286	0-1	.000	0-0	.000	0-6	6	4	2	10	1	0	4
TCU (2/27)	*	30	3-10	.300	0-1	.000	8-9	.889	4-5	9	5	2	1	2	0	14
San Diego State (3/3)	*	30	6-12	.500	0-0	.000	4-6	.667	3-5	8	1	1	2	1	2	16
at Utah (3/6)	*	34	1-6	.167	0-1	.000	1-2	.500	6-2	8	2	4	5	0	3	3
vs New Mexico (3/9)		30	5-11	.455	1-1	1.000	0-0	.000	4-3	7	1	4	1	3	2	11
<b>Totals</b>	<b>25</b>	<b>870</b>	<b>87-219</b>	<b>.397</b>	<b>10-35</b>	<b>.286</b>	<b>79-129</b>	<b>.612</b>	<b>75-161</b>	<b>236</b>	<b>94</b>	<b>72</b>	<b>98</b>	<b>41</b>	<b>46</b>	<b>263</b>

2008-09

Opponent (Date)	GS	Min	FG-FA	Pct	3FG-FA	Pct	FT-FTA	Pct	OR-DR	TR	PF	A	TO	Blk	Stl	Pts
at Wichita St. (11/15)	9	1-2	.500	0-0	.000	0-0	.000	0.000	1-2	3	2	0	0	1	1	2
at Colorado (11/19)	11	2-5	.400	0-1	.000	0-0	.000	0.000	0-2	2	0	0	3	0	0	4
Idaho (11/22)	2	1-2	.500	0-0	.000	0-0	.000	0.000	0-0	0	0	0	0	0	0	2
Valparaiso (11/28)	13	1-3	.333	0-1	.000	5-5	1.000	0.000	0-4	4	0	0	1	0	0	7
Murray State (11/29)	25	2-3	.667	0-0	.000	5-7	.714	0.000	0-5	5	3	2	1	3	2	9
Denver (12/3)	DNP															
Northern Colorado (12/6)	9	1-4	.250	0-1	.000	0-0	.000	0.000	1-1	2	1	2	0	1	0	2
at Montana (12/10)	10	1-3	.333	0-0	.000	0-0	.000	0.000	0-2	2	1	0	3	0	0	2
Northern Iowa (12/14)	14	3-5	.600	0-0	.000	0-3	.000	0.000	0-3	3	4	0	2	0	1	6
at Creighton (12/21)	DNP															
at UTSA (12/29)	3	0-1	.000	0-0	.000	0-0	.000	0.000	0-0	0	0	0	1	0	0	0
vs Prairie View A&M (12/30)	2	0-0	.000	0-0	.000	0-0	.000	0.000	0-2	2	0	0	2	0	0	0
South Dakota (1/3)	5	2-2	1.000	0-0	.000	0-0	.000	0.000	1-0	1	1	0	1	0	0	4
TCU (1/7)	9	1-2	.500	0-0	.000	3-6	.500	0.000	1-1	2	1	1	3	1	0	5
at BYU (1/10)	16	2-6	.333	0-1	.000	1-2	.500	0.000	0-1	1	4	0	1	0	0	5
at UNLV (1/14)	11	1-4	.250	0-2	.000	1-4	.250	0.000	1-1	2	1	1	1	0	1	3
Utah (1/17)	22	1-5	.200	0-1	.000	1-2	.500	0.000	5-4	9	2	1	1	0	1	3
at Air Force (1/20)	18	1-4	.250	0-0	.000	0-0	.000	0.000	1-5	6	1	1	1	2	1	2
Wyoming (1/24)	17	1-2	.500	0-0	.000	0-0	.000	0.000	0-5	5	4	0	0	0	0	2
New Mexico (1/28)	*	29	5-9	.556	1-2	.500	8-9	.889	2-4	6	3	1	2	0	4	19
at San Diego State (1/31)	* 16	3-5	.600	0-0	.000	0-0	.000	0.000	2-2	4	0	0	1	0	3	6
at TCU (2/7)	* 22	2-4	.500	0-0	.000	2-5	.400	0.000	3-3	6	2	0	1	2	5	6
BYU (2/11)	21	0-1	.000	0-0	.000	5-6	.833	1.000	1-3	4	3	1	1	0	1	5
UNLV (2/14)	16	1-3	.333	0-0	.000	6-6	1.000	0.000	1-5	6	1	1	0	0	2	8
at Utah (2/18)	16	1-5	.200	0-0	.000	0-0	.000	0.000	2-4	6	0	2	6	0	2	2
Air Force (2/21)	20	3-5	.600	1-1	1.000	2-2	1.000	0.000	4-3	7	2	0	1	1	0	9
at Wyoming (2/25)	* 18	2-6	.333	0-0	.000	0-0	.000	0.000	2-2	4	5	0	0	0	0	





**M** MORGAN  
HUNT  
SO | F | 6-1 | Colleyville, Texas

### 2011-12

Saw action in 27 games for the Rams, starting in one... On the road at Air Force set a career high with eight rebounds... Averaged 8.6 minutes per game and 2.0 points per contest.

### Colleyville Heritage

Was named MVP and first-team all-district her junior season (2009-10)... Named team captain as a senior.

### Personal

Full name is Morgan T. Hunt... Born Oct. 21, 1992, in Arlington, Texas... One of two children born to Linda and Eleow Hunt... Has one older brother, Ryan, who played basketball at St. Edward's University... Communication studies major at Colorado State.

### HUNT'S CAREER STATISTICS

Year	GP-GS	Min	Avg	TOTAL			3-PTS			REBOUNDS			PF-FO	A	TO	Blk	Stl	Pts	Avg				
				FG	FGA	Pct	3FG	FGA	Pct	FT	FTA	Pct								Off	Def	Tot	Avg
2011-12	27-1	232	8.6	22	46	.478	0	0	.000	9	15	.600	10	27	37	1.4	12-0	3	22	3	7	53	2.0
TOTAL	27-1	232	8.6	22	46	.478	0	0	.000	9	15	.600	10	27	37	1.4	12-0	3	22	3	7	53	2.0

### HUNT'S CAREER HIGHS

#### Scoring

Career ..... 9, vs. Tulsa, 11/17/11  
Mountain West ..... 8, at Air Force, 2/4/12

#### Rebounding

Career ..... 8, at Air Force, 2/4/12  
Mountain West ..... 8, at Air Force, 2/4/12

#### Offensive Rebounds

Career ..... 3, vs. MSU, 12/20/11  
Mountain West ..... 1, Twice

#### Field Goals Made

Career ..... 4, at Air Force, 2/4/12  
Mountain West ..... 4, at Air Force, 2/4/12

#### Field Goals Attempted

Career ..... 7, at Air Force, 2/4/12  
Mountain West ..... 7, at Air Force, 2/4/12

#### Three-Point Field Goals Made

Career .....  
Mountain West .....

#### Three-Point Field Goals Attempted

Career .....  
Mountain West .....

#### Free Throws Made

Career ..... 3, vs. Tulsa, 11/17/11  
Mountain West ..... 1, vs. San Diego State, 2/25/12

#### Free Throws Attempted

Career ..... 3, Twice  
Mountain West ..... 2, Twice

#### Assists

Career ..... 1, Three times  
Mountain West ..... 1, Twice

#### Blocked Shots

Career ..... 1, Three times  
Mountain West ..... 1, at San Diego State, 1/28/12

#### Steals

Career ..... 2, at Air Force, 2/4/12  
Mountain West ..... 2, at Air Force, 2/4/12

#### Minutes

Career ..... 24, vs. Maryville, 12/11/11  
Mountain West ..... 23, at Air Force, 2/4/12

**2011-12**

Opponent (Date)	GS	Min	FG-FA	Pct	3FG-FA	Pct	FT-FTA	Pct	OR-DR	TR	PF	A	TO	Blk	Stl	Pts
at Northern Iowa (11/11)	8	0-1	.000	0-0	.000	0-0	.000	1-0	1	1	0	1	0	1	0	0
Arizona State (11/13)	3	0-0	.000	0-0	.000	0-0	.000	0-0	0	0	0	0	0	0	0	0
Tulsa (11/17)	15	3-5	.600	0-0	.000	3-3	1.000	1-0	1	1	0	3	0	0	0	9
Colorado (11/20)	12	0-1	.000	0-0	.000	0-0	.000	0-0	0	0	0	1	0	0	0	0
at Denver (11/23)	1	0-0	.000	0-0	.000	0-0	.000	0-0	0	0	0	0	0	0	0	0
at Montana State (11/29)	5	0-1	.000	0-0	.000	0-0	.000	1-1	2	1	0	1	0	0	0	0
at Northern Colorado (12/2)	1	0-0	.000	0-0	.000	0-0	.000	0-0	0	0	0	0	0	0	0	0
at Toledo (12/4)	DNP															
North Dakota (12/8)	8	2-3	.667	0-0	.000	0-0	.000	0-1	1	0	0	0	0	0	0	4
Maryville (12/11)	24	1-3	.333	0-0	.000	1-2	.500	2-3	5	1	0	4	0	0	0	3
vs Michigan State (12/20)	23	3-5	.600	0-0	.000	2-3	.667	3-1	4	0	0	0	0	1	1	8
vs Indiana (12/21)	14	0-2	.000	0-0	.000	0-0	.000	0-1	1	2	0	3	1	1	1	0
Bowling Green (12/31)	27	4-10	.400	0-1	.000	4-4	1.000	3-6	9	3	1	0	1	1	1	12
at CSU Bakersfield (1/4)	* 12	1-2	.500	0-0	.000	0-0	.000	0-2	2	1	0	3	1	0	2	2
at Seattle (1/8)	14	1-1	1.000	0-0	.000	0-0	.000	0-1	1	1	1	2	0	0	0	2
Air Force (1/11)	13	3-4	.750	0-0	.000	0-0	.000	0-3	3	2	1	1	0	0	0	6
at TCU (1/14)	8	0-1	.000	0-0	.000	0-0	.000	0-0	0	0	1	0	0	0	0	0
at Boise State (1/17)	1	0-0	.000	0-0	.000	0-0	.000	0-0	0	0	0	0	0	0	0	0
Wyoming (1/21)	3	0-0	.000	0-0	.000	0-0	.000	0-0	0	0	0	0	0	0	0	0
New Mexico (1/25)	DNP															
at San Diego State (1/28)	4	0-0	.000	0-0	.000	0-2	.000	0-1	1	0	0	0	1	0	0	0
UNLV (2/1)	5	1-2	.500	0-0	.000	0-0	.000	0-0	0	0	0	0	0	1	2	2
at Air Force (2/4)	23	4-7	.571	0-0	.000	0-1	.000	1-7	8	2	0	2	0	2	8	8
TCU (2/11)	3	0-1	.000	0-0	.000	0-0	.000	0-0	0	0	0	0	0	0	0	0
Boise State (2/14)	2	0-0	.000	0-0	.000	0-0	.000	0-0	0	0	0	0	0	1	0	0
at Wyoming (2/18)	DNP															
at New Mexico (2/22)	10	0-0	.000	0-0	.000	0-0	.000	0-0	0	0	0	0	0	0	0	0
San Diego State (2/25)	3	0-1	.000	0-0	.000	1-2	.500	1-0	1	0	0	0	0	0	0	1
at UNLV (2/29)	2	0-1	.000	0-0	.000	0-0	.000	0-1	1	0	0	0	0	0	0	0
vs Boise State (3/7)	6	1-2	.500	0-0	.000	0-0	.000	0-2	2	0	0	1	0	0	2	2
<b>Totals</b>	<b>1</b>	<b>232</b>	<b>22-46</b>	<b>.478</b>	<b>0-0</b>	<b>.000</b>	<b>9-15</b>	<b>.600</b>	<b>10-27</b>	<b>37</b>	<b>12</b>	<b>3</b>	<b>22</b>	<b>3</b>	<b>7</b>	<b>53</b>







**15** | **A** **M** **B** **E** **R**  
**MA** **K** **E** **E** **V** **E** **R**  
 RS SO | G | 5-10 | Peaster, Texas

**2011-12**  
 Redshirted due to a hip injury.

**2010-11**  
 Saw action in 27 of 30 games for the Rams...Averaged 2.5 points per game...Had third highest three-point attempts on the team with 60 on the season...Scored 67 points as a freshman in 8.9 minutes per game.

**Peaster High School**  
 Earned varsity letters in basketball (4), track and field (3), cross country (3) and volleyball (1)...Averaged 15.2 points per game and 4.7 rebounds per game her junior season for the Peaster Greyhounds...Helped lead the team to a four-year record of 112-18...Was an all-state basketball player all four years...Earned academic all-state and Senior Hall of Fame recognition...Named district Offensive Player of the Year twice...Received Texas Association of Basketball Coaches and Texas Girls Coaches Association all-state honors...Named Texas

Girls Coaches Association all-star in 2010...Named basketball team co-captain her senior year...Played AAU for the Fort Worth Frogs.

**Personal**  
 Full name is Amber Dawn Makeever...Born Oct. 2, 1991, in Amarillo, Texas...One of three children of Mark and Kim Makeever...Has one older brother, Corey...Twin sister Mandy also plays for the CSU women's basketball team...Studies communications at Colorado State.

**A. MAKEEVER'S CAREER STATISTICS**

Year	GP-GS	Min	Avg	TOTAL			3-PTS			REBOUNDS			PF-FO	A	TO	Blk	Stl	Pts	Avg				
				FG	FGA	Pct	3FG	FGA	Pct	FT	FTA	Pct								Off	Def	Tot	Avg
2010-11	27-0	241	8.9	22	77	.286	16	60	.267	7	12	.583	3	22	25	0.9	23-0	16	21	2	5	67	2.5
TOTAL	27-0	241	8.9	22	77	.286	16	60	.267	7	12	.583	3	22	25	0.9	23-0	16	21	2	5	67	2.5

**A. MAKEEVER'S CAREER HIGHS**

- Scoring**  
 Career ..... 11, vs. Texas Southern, 11/27/10  
 Mountain West ..... 7, at Air Force, 1/25/11
- Rebounding**  
 Career ..... 4, vs. South Dakota, 12/20/10  
 Mountain West ..... 2, Three times
- Offensive Rebounds**  
 Career ..... 1, Three times  
 Mountain West ..... 1, vs. UNLV, 1/18/11
- Field Goals Made**  
 Career ..... 3, Three times  
 Mountain West ..... 3, at Air Force, 1/25/11
- Field Goals Attempted**  
 Career ..... 8, at Winthrop, 12/30/10  
 Mountain West ..... 4, Three times
- Three-Point Field Goals Made**  
 Career ..... 3, Twice  
 Mountain West ..... 1, Four times
- Three-Point Field Goals Attempted**  
 Career ..... 8, at Winthrop, 12/30/10  
 Mountain West ..... 3, vs. Air Force, 2/26/11
- Free Throws Made**  
 Career ..... 3, vs. UNLV, 1/18/11  
 Mountain West ..... 3, vs. UNLV, 1/18/11
- Free Throws Attempted**  
 Career ..... 4, vs. UNLV, 1/18/11  
 Mountain West ..... 4, vs. UNLV, 1/18/11
- Assists**  
 Career ..... 2, Three times  
 Mountain West ..... 1, Six times
- Blocked Shots**  
 Career ..... 1, vs. South Dakota, 12/20/10  
 Mountain West .....
- Steals**  
 Career ..... 2, vs. Texas A&M Corpus Christi, 11/28/10  
 Mountain West ..... 1, Three times
- Minutes**  
 Career ..... 20, vs. South Dakota, 12/20/10  
 Mountain West ..... 14, at New Mexico, 2/12/11



2010-11

Opponent (Date)	GS	Min	FG-FA	Pct	3FG-FA	Pct	FT-FTA	Pct	OR-DR	TR	PF	A	TO	Blk	Stl	Pts
Northern Iowa (11/12)	7	0-2	.000	0-2	.000	0-0	.000	0-0	0	1	2	0	0	0	0	0
at Florida State (11/18)	7	0-2	.000	0-1	.000	0-0	.000	0-1	1	1	1	2	0	0	0	0
at North Dakota (11/21)	6	0-2	.000	0-2	.000	0-0	.000	0-0	0	0	0	1	0	0	0	0
Denver (11/23)	2	0-0	.000	0-0	.000	0-0	.000	0-0	0	0	1	0	0	0	0	0
Texas Southern (11/27)	15	3-5	.600	3-5	.600	2-2	1.000	0-0	0	4	0	2	0	0	0	11
Texas A&M C. C. (11/28)	12	1-6	.167	0-4	.000	0-1	.000	0-3	3	3	2	0	0	0	2	2
Northern Colorado (12/2)	DNP															
at Colorado (12/8)	15	0-6	.000	0-4	.000	0-1	.000	1-2	3	2	0	1	0	0	0	0
at Arizona State (12/11)	18	2-3	.667	1-2	.500	0-0	.000	1-0	1	1	1	2	0	1	5	
South Dakota (12/20)	17	3-6	.500	3-6	.500	1-2	.500	0-4	4	1	1	3	1	0	10	
at Western Carolina (12/28)	11	2-4	.500	2-3	.667	0-0	.000	0-1	1	0	2	0	0	0	6	
at Winthrop (12/30)	16	2-8	.250	2-8	.250	0-0	.000	0-1	1	0	0	0	0	0	6	
Pepperdine (1/2)	9	1-3	.333	1-2	.500	0-0	.000	0-2	2	2	0	2	0	0	3	
at Wyoming (1/5)	10	0-1	.000	0-1	.000	0-0	.000	0-0	0	0	1	0	0	0	0	
New Mexico (1/12)	5	0-1	.000	0-1	.000	0-0	.000	0-0	0	1	0	0	0	1	0	
at TCU (1/15)	13	0-2	.000	0-2	.000	0-0	.000	0-2	2	1	1	2	0	0	0	
UNLV (1/18)	4	0-2	.000	0-2	.000	3-4	.750	1-0	1	0	0	1	0	0	3	
at BYU (1/22)	7	1-1	1.000	1-1	1.000	0-0	.000	0-0	0	1	1	0	0	0	3	
at Air Force (1/25)	8	3-4	.750	1-1	1.000	0-0	.000	0-2	2	0	0	0	0	0	7	
Utah (1/29)	4	0-1	.000	0-1	.000	0-0	.000	0-0	0	0	0	1	0	0	0	
at San Diego State (2/2)	3	0-1	.000	0-1	.000	0-0	.000	0-1	1	1	0	1	0	0	0	
Wyoming (2/5)	6	0-2	.000	0-1	.000	0-0	.000	0-0	0	0	0	0	0	0	0	
at New Mexico (2/12)	14	2-4	.500	1-2	.500	0-0	.000	0-2	2	0	1	2	0	1	5	
TCU (2/16)	7	2-2	1.000	1-1	1.000	0-0	.000	0-1	1	0	0	0	0	0	5	
at UNLV (2/19)	5	0-2	.000	0-2	.000	0-0	.000	0-0	0	0	0	1	0	0	0	
BYU (2/23)	12	0-3	.000	0-2	.000	1-2	.500	0-0	0	1	1	0	1	0	1	
Air Force (2/26)	7	0-4	.000	0-3	.000	0-0	.000	0-0	0	3	1	0	0	0	0	
at Utah (3/2)	DNP															
San Diego State (3/5)	1	0-0	.000	0-0	.000	0-0	.000	0-0	0	0	0	0	0	0	0	
vs. Air Force (3/8)	DNP															
<b>Totals</b>	<b>0</b>	<b>241</b>	<b>22-77</b>	<b>.286</b>	<b>16-60</b>	<b>.267</b>	<b>7-12</b>	<b>.583</b>	<b>3-22</b>	<b>25</b>	<b>23</b>	<b>16</b>	<b>21</b>	<b>2</b>	<b>5</b>	<b>67</b>







**21M** **ANDY**  
**MAKEEVER**  
 RS SO | G | 5-10 | Peaster, Texas

**2011-12**

Played in nine games before missing the remainder of the season due to shoulder injury... Averaged 6.3 points and 23.3 minutes per game.

**2010-11**

Received a medical hardship waiver due to a shoulder injury.

**Peaster High school**

Earned varsity letters in basketball (4), cross country (3), track and field (2) and volleyball (1)... Averaged 18.6 points and 7.2 rebounds her junior season in addition to tallying 50 blocks...Helped lead the Greyhounds to a four-year record of 112-18... Received all-state basketball and academic honors all four years... Was named Texas Association of Basketball Coaches all-star and 2A Player of the Year in 2010... Was named Texas Girls Coaches Association all-star

in 2010... Played AAU for Fort Worth Frogs and was picked as an AAU All-American in 2009... Was a McDonald's All-American nominee in 2009.

**Personal**

Full name Mandy Jo Makeever...Born Oct. 2, 1991, in Amarillo, Texas... One of three children of Mark and Kim Makeever... Has one older brother, Corey... Twin sister Amber also plays for the CSU women's basketball team... Health and exercise science major at Colorado State.

**M. MAKEEVER'S CAREER STATISTICS**

Year	GP-GS	Min	Avg	TOTAL			3-PTS			FT	FTA	Pct	REBOUNDS				PF-FO	A	TO	Blk	Stl	Pts	Avg
				FG	FGA	Pct	3FG	FGA	Pct				Off	Def	Tot	Avg							
2010-11	1-1	20	20.0	3	5	.600	1	3	.333	0	0	.000	0	1	1	1.0	2-0	1	6	0	0	7	7.0
2011-12	9-5	210	23.3	16	52	.308	11	30	.367	14	15	.933	1	14	15	1.7	9-0	14	31	1	7	57	6.3
TOTAL	10-6	230	23.0	19	57	.333	12	33	.364	14	15	.933	1	15	16	1.6	11-0	15	37	1	7	64	6.4

**M. MAKEEVER'S CAREER HIGHS**

**Scoring**

Career ..... 11, Twice  
Mountain West.....

**Rebounding**

Career ..... 4, vs. Arizona State, 11/13/11  
Mountain West.....

**Offensive Rebounds**

Career ..... 1, at Montana State, 11/29/11  
Mountain West.....

**Field Goals Made**

Career ..... 3, Three times  
Mountain West.....

**Field Goals Attempted**

Career ..... 9, at Northern Iowa, 11/11/11  
Mountain West.....

**Three-Point Field Goals Made**

Career ..... 3, at Northern Iowa, 11/11/11  
Mountain West.....

**Three-Point Field Goals Attempted**

Career ..... 6, Twice  
Mountain West.....

**Free Throws Made**

Career ..... 3, Twice  
Mountain West.....

**Free Throws Attempted**

Career ..... 4, vs. Tulsa, 11/17/11  
Mountain West.....

**Assists**

Career ..... 4, at Northern Colorado, 12/2/11  
Mountain West.....

**Blocked Shots**

Career ..... 1, at Northern Iowa, 11/11/11  
Mountain West.....

**Steals**

Career ..... 2, Twice  
Mountain West.....

**Minutes**

Career ..... 41, vs. Arizona State, 11/13/11  
Mountain West.....



**2011-12**

Opponent (Date)	GS	Min	FG-FA	Pct	3FG-FA	Pct	FT-FTA	Pct	OR-DR	TR	PF	A	TO	Blk	Stl	Pts
at Northern Iowa (11/11)	*	35	3-9	.333	3-5	.600	2-2	1.000	0-0	0	1	3	7	1	2	11
Arizona State (11/13)	*	41	2-8	.250	1-3	.333	2-2	1.000	0-4	4	0	1	5	0	0	7
Tulsa (11/17)	*	25	2-7	.286	2-6	.333	3-4	.750	0-2	2	1	1	4	0	0	9
Colorado (11/20)		21	2-6	.333	1-3	.333	0-0	.000	0-2	2	1	1	6	0	1	5
at Denver (11/23)		19	2-3	.667	1-2	.500	0-0	.000	0-1	1	1	3	3	0	2	5
at Montana State (11/29)		19	3-8	.375	2-6	.333	3-3	1.000	1-1	2	1	0	2	0	1	11
at Northern Colorado (12/2)	*	32	2-6	.333	1-3	.333	2-2	1.000	0-2	2	2	4	2	0	0	7
at Toledo (12/4)	*	5	0-2	.000	0-1	.000	0-0	.000	0-1	1	1	1	1	0	0	0
North Dakota (12/8)		13	0-3	.000	0-1	.000	2-2	1.000	0-1	1	1	0	1	0	1	2
Maryville (12/11)	DNP															
vs Michigan State (12/20)	DNP															
vs Indiana (12/21)	DNP															
Bowling Green (12/31)	DNP															
at CSU Bakersfield (1/4)	DNP															
at Seattle (1/8)	DNP															
Air Force (1/11)	DNP															
at TCU (1/14)	DNP															
at Boise State (1/17)	DNP															
Wyoming (1/21)	DNP															
New Mexico (1/25)	DNP															
at San Diego State (1/28)	DNP															
UNLV (2/1)	DNP															
at Air Force (2/4)	DNP															
TCU (2/11)	DNP															
Boise State (2/14)	DNP															
at Wyoming (2/18)	DNP															
at New Mexico (2/22)	DNP															
San Diego State (2/25)	DNP															
at UNLV (2/29)	DNP															
vs Boise State (3/7)	DNP															
<b>Totals</b>	<b>5</b>	<b>210</b>	<b>16-52</b>	<b>.308</b>	<b>11-30</b>	<b>.367</b>	<b>14-15</b>	<b>.933</b>	<b>1-14</b>	<b>15</b>	<b>9</b>	<b>14</b>	<b>31</b>	<b>1</b>	<b>7</b>	<b>57</b>

**2010-11**

Opponent (Date)	GS	Min	FG-FA	Pct	3FG-FA	Pct	FT-FTA	Pct	OR-DR	TR	PF	A	TO	Blk	Stl	Pts
Northern Iowa (11/12)	*	20	3-5	.600	1-3	.333	0-0	.000	0-1	1	2	1	6	0	0	7
at Florida State (11/18)	DNP															
at North Dakota (11/21)	DNP															
Denver (11/23)	DNP															
Texas Southern (11/27)	DNP															
Texas A&M C. C. (11/28)	DNP															
Northern Colorado (12/2)	DNP															
at Colorado (12/8)	DNP															
at Arizona State (12/11)	DNP															
South Dakota (12/20)	DNP															
at Western Carolina (12/28)	DNP															
at Winthrop (12/30)	DNP															
Pepperdine (1/2)	DNP															
at Wyoming (1/5)	DNP															
New Mexico (1/12)	DNP															
at TCU (1/15)	DNP															
UNLV (1/18)	DNP															
at BYU (1/22)	DNP															
at Air Force (1/25)	DNP															
Utah (1/29)	DNP															
at San Diego State (2/2)	DNP															
Wyoming (2/5)	DNP															
at New Mexico (2/12)	DNP															
TCU (2/16)	DNP															
at UNLV (2/19)	DNP															
BYU (2/23)	DNP															
Air Force (2/26)	DNP															
at Utah (3/2)	DNP															
San Diego State (3/5)	DNP															
vs. Air Force (3/8)	DNP															
<b>Totals</b>	<b>1</b>	<b>20</b>	<b>3-5</b>	<b>.600</b>	<b>1-3</b>	<b>.333</b>	<b>0-0</b>	<b>.000</b>	<b>0-1</b>	<b>1</b>	<b>2</b>	<b>1</b>	<b>6</b>	<b>0</b>	<b>0</b>	<b>7</b>







**12** | **S** AM MARTIN  
JR | F | 6-2 | Parker, Colo.

**2011-12**

Was honored with a second-team all-conference selection... Started in team-high 29 out of 30 games for the Rams averaging 13.1 points and team-high 5.8 rebounds per game... Ranked fourth in the nation in free-throw percentage with .901... Scored at or above 20 points in seven contests, tying career-high 28 points three times... Ranked first in the MW in field-goal percentage (.532) and free-throw percentage... Tallied three double-doubles on the season.

**2010-11**

Received third-team all-Mountain West recognition as a freshman...Started 29 of the 30 games for the Rams, averaging 31.1 minutes per contest...Averaged 13.5 points per game, ranking 18th in the nation in field-goal percentage (.549)...Led team in rebounds per game (6.5)...Had team-leading four double-doubles, including 17 points and 12 rebounds against Air Force in MW tournament...Ranked seven times in the top 15 in MW statistical categories, including second in field-goal percentage and sixth in free-throw percentage, .815.

**Chaparral High School**

A letterwinner in volleyball and basketball for the Chaparral Wolverines...As a junior, posted 18.8 points, 8.6 rebounds, and 3.8 blocks per game, shattering her own school records established the previous season...Received all-league honors in 2008 and 2009...Also named second-team all-state those years, and was selected to play in "The Show" in 2009...Led her team as a captain both sophomore and junior year...Played club basketball for the Colorado Hoopsters...Slowed by an injury her senior year.

**Personal**

Full name is Samantha Martin...Born on Nov. 29, 1991, in Orange County, Calif. ...One of three children of Susan and Robert Martin... Mother played tennis at Indiana University of Pennsylvania...Has one younger brother, Walker, and one younger sister, Courtney...History major at Colorado State.

**MARTIN'S CAREER STATISTICS**

Year	GP-GS	Min	Avg	TOTAL			3-PTS			REBOUNDS			PF-FO	A	TO	Blk	Stl	Pts	Avg				
				FG	FGA	Pct	3FG	FGA	Pct	FT	FTA	Pct								Off	Def	Tot	Avg
2010-11	30-29	933	31.1	157	286	.549	9	15	.600	66	81	.815	71	125	196	6.5	75-1	51	73	35	19	389	13.0
2011-12	30-29	861	28.7	148	278	.532	15	43	.349	82	91	.901	65	109	174	5.8	77-2	37	61	30	21	393	13.1
TOTAL	60-58	1794	29.9	305	564	.541	24	58	.414	148	172	.860	136	234	370	6.2	152-3	88	134	65	40	782	13.0

**MARTIN'S CAREER HIGHS**

**Scoring**

Career ..... 28, Three times  
Mountain West ..... 28, Twice

**Rebounding**

Career ..... 13, Twice  
Mountain West ..... 12, vs. Air Force, 3/8/11

**Offensive Rebounds**

Career ..... 6, Three times  
Mountain West ..... 6, Twice

**Field Goals Made**

Career ..... 11, Three times  
Mountain West ..... 11, at TCU, 1/14/12

**Field Goals Attempted**

Career ..... 18, vs. San Diego State, 3/5/11  
Mountain West ..... 18, vs. San Diego State, 3/5/11

**Three-Point Field Goals Made**

Career ..... 2, Five times  
Mountain West ..... 2, at UNLV, 2/29/12

**Three-Point Field Goals Attempted**

Career ..... 4, Twice  
Mountain West ..... 4, at UNLV, 2/29/12

**Free Throws Made**

Career ..... 8, Twice  
Mountain West ..... 8, at UNLV, 2/29/12

**Free Throws Attempted**

Career ..... 10, at Western Carolina, 12/28/10  
Mountain West ..... 9, at Air Force, 1/25/11

**Assists**

Career ..... 5, vs. UNLV, 2/1/12  
Mountain West ..... 5, vs. UNLV, 2/1/12

**Blocked Shots**

Career ..... 3, Seven times  
Mountain West ..... 3, Six times

**Steals**

Career ..... 2, Eight times  
Mountain West ..... 2, Six times

**Minutes**

Career ..... 41, Twice  
Mountain West ..... 41, at Wyoming, 2/18/12



**2011-12**

Opponent (Date)	GS	Min	FG-FA	Pct	3FG-FA	Pct	FT-FTA	Pct	OR-DR	TR	PF	A	TO	Blk	Stl	Pts
at Northern Iowa (11/11)	*	37	4-8	.500	0-1	.000	5-6	.833	3-3	6	4	0	4	2	0	13
Arizona State (11/13)	*	41	4-9	.444	2-4	.500	7-8	.875	2-3	5	4	1	2	0	1	17
Tulsa (11/17)	*	24	4-6	.667	1-2	.500	2-2	1.000	3-1	4	1	1	0	1	0	11
Colorado (11/20)	*	27	2-11	.182	1-3	.333	0-0	.000	1-0	1	5	1	1	0	0	5
at Denver (11/23)	*	35	11-16	.688	2-3	.667	4-5	.800	4-9	13	2	1	4	3	0	28
at Montana State (11/29)	*	35	8-14	.571	0-0	.000	5-5	1.000	3-2	5	3	3	3	1	1	21
at Northern Colorado (12/2)	*	34	5-12	.417	0-1	.000	5-5	1.000	6-7	13	2	2	3	1	1	15
at Toledo (12/4)	*	35	8-12	.667	0-2	.000	5-5	1.000	3-4	7	5	1	7	1	1	21
North Dakota (12/8)	*	31	5-8	.625	0-1	.000	2-3	.667	0-3	3	4	1	2	2	1	12
Maryville (12/11)	*	10	2-4	.500	0-1	.000	0-0	.000	1-1	2	0	0	3	0	0	4
vs Michigan State (12/20)	*	14	0-2	.000	0-0	.000	0-0	.000	0-3	3	2	0	2	1	1	0
vs Indiana (12/21)	*	18	1-5	.200	1-2	.500	2-2	1.000	2-1	3	2	0	1	1	2	5
Bowling Green (12/31)	*	27	5-8	.625	0-1	.000	2-2	1.000	0-4	4	0	0	1	0	1	12
at CSU Bakersfield (1/4)	*	29	9-14	.643	0-2	.000	3-3	1.000	2-7	9	4	0	0	0	0	21
at Seattle (1/8)	*	7	0-2	.000	0-0	.000	1-2	.500	3-1	4	0	1	0	0	0	1
Air Force (1/11)	*	23	7-8	.875	1-1	1.000	2-4	.500	2-4	6	4	0	2	2	1	17
at TCU (1/14)	*	32	11-17	.647	1-2	.500	5-6	.833	4-5	9	2	2	4	1	1	28
at Boise State (1/17)	*	31	8-11	.727	0-0	.000	3-4	.750	2-3	5	2	0	4	3	1	19
Wyoming (1/21)	*	25	5-10	.500	0-0	.000	2-2	1.000	3-3	6	3	1	0	0	2	12
New Mexico (1/25)	*	29	7-14	.500	0-0	.000	1-1	1.000	2-5	7	4	2	1	0	0	15
at San Diego State (1/28)	*	36	4-9	.444	0-2	.000	3-3	1.000	4-3	7	1	3	4	1	0	11
UNLV (2/1)	*	28	2-6	.333	0-1	.000	0-0	.000	5-2	7	4	5	2	2	0	4
at Air Force (2/4)	*	22	6-10	.600	1-1	1.000	7-7	1.000	4-2	6	2	3	0	2	1	20
TCU (2/11)	*	31	2-6	.333	0-0	.000	0-0	.000	1-5	6	2	1	2	0	1	4
Boise State (2/14)	*	32	3-10	.300	0-1	.000	2-2	1.000	1-0	1	1	3	3	1	0	8
at Wyoming (2/18)	*	41	4-10	.400	1-3	.333	6-6	1.000	1-8	9	4	1	2	2	1	15
at New Mexico (2/22)	*	30	7-12	.583	1-2	.500	0-0	.000	0-1	1	2	0	3	1	1	15
San Diego State (2/25)	*	35	4-5	.800	1-2	.500	0-0	.000	1-8	9	2	1	1	0	0	9
at UNLV (2/29)	*	36	9-14	.643	2-4	.500	8-8	1.000	2-9	11	2	2	0	1	1	28
vs Boise State (3/7)	*	26	1-5	.200	0-1	.000	0-0	.000	0-2	2	4	1	0	1	2	2
<b>Totals</b>	<b>29</b>	<b>861</b>	<b>148-278</b>	<b>.532</b>	<b>15-43</b>	<b>.349</b>	<b>82-91</b>	<b>.901</b>	<b>65-109</b>	<b>174</b>	<b>77</b>	<b>37</b>	<b>61</b>	<b>30</b>	<b>21</b>	<b>393</b>

**2010-11**

Opponent (Date)	GS	Min	FG-FA	Pct	3FG-FA	Pct	FT-FTA	Pct	OR-DR	TR	PF	A	TO	Blk	Stl	Pts
Northern Iowa (11/12)	*	31	1-6	.167	0-0	.000	3-5	.600	4-2	6	2	2	1	2	0	5
at Florida State (11/18)	*	34	3-8	.375	0-2	.000	1-1	1.000	3-4	7	4	3	4	0	1	7
at North Dakota (11/21)	*	25	1-5	.200	0-0	.000	2-2	1.000	1-4	5	5	0	4	0	2	4
Denver (11/23)	*	35	6-9	.667	0-0	.000	3-5	.600	0-5	5	2	2	3	1	0	15
Texas Southern (11/27)	*	19	2-8	.250	0-0	.000	2-2	1.000	2-3	5	3	0	2	1	0	6
Texas A&M C. C. (11/28)	*	24	11-15	.733	0-0	.000	3-4	.750	5-7	12	4	1	0	1	0	25
Northern Colorado (12/2)	*	31	6-11	.545	1-1	1.000	1-1	1.000	5-4	9	0	1	1	2	0	14
at Colorado (12/8)	*	28	5-9	.556	0-0	.000	0-0	.000	4-3	7	4	1	1	1	2	10
at Arizona State (12/11)	*	32	7-9	.778	2-2	1.000	1-2	.500	2-4	6	2	2	1	1	0	17
South Dakota (12/20)	*	36	10-12	.833	2-2	1.000	2-2	1.000	1-4	5	1	2	2	2	1	24
at Western Carolina (12/28)	*	35	6-9	.667	0-0	.000	8-10	.800	3-5	8	2	2	4	2	1	20
at Winthrop (12/30)	*	27	2-4	.500	0-0	.000	2-2	1.000	0-5	5	4	3	5	0	0	6
Pepperdine (1/2)	*	30	4-8	.500	0-0	.000	0-0	.000	2-6	8	0	0	7	0	0	8
at Wyoming (1/5)	*	27	3-8	.375	1-2	.500	4-4	1.000	2-3	5	2	1	1	3	1	11
New Mexico (1/12)	*	32	5-10	.500	0-0	.000	2-4	.500	3-1	4	2	1	0	2	1	12
at TCU (1/15)	*	31	2-4	.500	1-1	1.000	0-0	.000	1-2	3	1	2	3	2	2	5
UNLV (1/18)	*	36	6-8	.750	0-1	.000	4-4	1.000	2-7	9	2	2	3	2	0	16
at BYU (1/22)	*	34	7-15	.467	0-1	.000	0-0	.000	6-3	9	2	1	3	0	1	14
at Air Force (1/25)	*	29	5-6	.833	0-0	.000	7-9	.778	1-5	6	2	2	5	3	2	17
Utah (1/29)	*	32	5-6	.833	0-0	.000	3-3	1.000	1-3	4	2	1	2	0	0	13
at San Diego State (2/2)	*	23	6-8	.750	0-0	.000	0-0	.000	1-3	4	4	2	0	0	0	12
Wyoming (2/5)	*	34	6-9	.667	0-0	.000	0-0	.000	0-2	2	2	3	2	0	2	12
at New Mexico (2/12)	*	32	5-10	.500	0-0	.000	0-0	.000	1-6	7	4	1	2	3	0	10
TCU (2/16)	*	37	5-9	.556	0-0	.000	0-0	.000	1-5	6	2	2	2	3	0	10
at UNLV (2/19)	*	31	7-10	.700	1-1	1.000	1-2	.500	1-5	6	4	0	1	3	2	16
BYU (2/23)	*	36	3-10	.300	0-0	.000	4-4	1.000	3-7	10	4	2	4	0	0	10
Air Force (2/26)	*	29	8-16	.500	1-1	1.000	4-4	1.000	3-7	10	1	3	1	1	0	21
at Utah (3/2)	*	33	5-12	.417	0-1	.000	1-2	.500	2-0	2	1	1	3	0	0	11
San Diego State (3/5)	*	38	7-18	.389	0-0	.000	7-8	.875	5-4	9	3	4	1	0	1	21
vs. Air Force (3/8)	*	32	8-14	.571	0-0	.000	1-1	1.000	6-6	12	4	4	5	0	0	17
<b>Totals</b>	<b>29</b>	<b>933</b>	<b>157-286</b>	<b>.549</b>	<b>9-15</b>	<b>.600</b>	<b>66-81</b>	<b>.815</b>	<b>71-125</b>	<b>196</b>	<b>75</b>	<b>51</b>	<b>73</b>	<b>35</b>	<b>19</b>	<b>389</b>







**04** | **HANNE**  
**MESTDAGH**  
 SO | G/F | 5-10 | Ieper, Belgium

**2011-12**

Saw action in 10 games for the Rams after missing the first 12 games due to a knee injury... Averaged 5.0 minutes, 0.5 rebounds and 1.3 points per contest.

**St. Katelijne Waver Sports School**

Played club basketball at St. Katelijne Waver Sports School for two years...Is currently one of the youngest players to be competing in Belgium's Division I League (Senior Women's League)...Over the past two years, averaged 7.2 points and 4.0 rebounds per game and shot 30.0 percent from the three-point line, and 70.0 percent from the charity stripe...Competed in Belgium's first division Women's League, in which her team finished in the runner-up spot

in the 2010-11 season...The finish qualified her team for the Euro League competition...In 2010, played on Belgium's under 17 national team and helped lead the team to a fourth-place finish in the world championships.

**Personal**

Full name is Hanne Mestdagh...Family lives in Ieper, Belgium, where her father serves as a club basketball coach and her mother works at a bank...One of three children...Older brother played Division I basketball at Eastern Kentucky...Older sister, Kim, attends CSU and plays on the women's basketball team...International studies major at Colorado State.

**MESTDAGH'S CAREER HIGHS**

**Scoring**

Career .....8, vs. Air Force, 1/11/12  
Mountain West.....8, vs. Air Force, 1/11/12

**Rebounding**

Career .....2, vs. Air Force, 1/11/12  
Mountain West.....2, vs. Air Force, 1/11/12

**Offensive Rebounds**

Career .....1, at TCU, 1/14/12  
Mountain West.....1, at TCU, 1/14/12

**Field Goals Made**

Career .....3, vs. Air Force, 1/11/12  
Mountain West.....3, vs. Air Force, 1/11/12

**Field Goals Attempted**

Career .....4, vs. Air Force, 1/11/12  
Mountain West.....4, vs. Air Force, 1/11/12

**Three-Point Field Goals Made**

Career .....2, vs. Air Force, 1/11/12  
Mountain West.....2, vs. Air Force, 1/11/12

**Three-Point Field Goals Attempted**

Career .....3, vs. Air Force, 1/11/12  
Mountain West.....3, vs. Air Force, 1/11/12

**Free Throws Made**

Career .....  
Mountain West.....

**Free Throws Attempted**

Career .....  
Mountain West.....

**Assists**

Career .....1, Three times  
Mountain West.....1, Twice

**Blocked Shots**

Career .....  
Mountain West.....

**Steals**

Career .....1, Twice  
Mountain West.....1, vs. San Diego State, 2/25/12

**Minutes**

Career .....12, vs. Air Force, 1/11/12  
Mountain West.....12, vs. Air Force, 1/11/12

**MESTDAGH'S CAREER STATISTICS**

Year	GP-GS	Min	Avg	TOTAL			3-PTS			FT	FTA	Pct	REBOUNDS			PF-FO	A	TO	Blk	Stl	Pts	Avg	
				FG	FGA	Pct	3FG	FGA	Pct				Off	Def	Tot								Avg
2011-12	10-0	50	5.0	5	10	.500	3	8	.375	0	0	.000	1	4	5	0.5	7-0	3	4	0	2	13	1.3
TOTAL	10-0	50	5.0	5	10	.500	3	8	.375	0	0	.000	1	4	5	0.5	7-0	3	4	0	2	13	1.3



2011-12

Opponent (Date)	GS	Min	FG-FA	Pct	3FG-FA	Pct	FT-FTA	Pct	OR-DR	TR	PF	A	TO	Blk	Stl	Pts
at Northern Iowa (11/11)	DNP															
Arizona State (11/13)	DNP															
Tulsa (11/17)	DNP															
Colorado (11/20)	DNP															
at Denver (11/23)	DNP															
at Montana State (11/29)	DNP															
at Northern Colorado (12/2)	DNP															
at Toledo (12/4)	DNP															
North Dakota (12/8)	DNP															
Maryville (12/11)	DNP															
vs Michigan State (12/20)	DNP															
vs Indiana (12/21)	DNP															
Bowling Green (12/31)	5	0-0	.000	0-0	.000	0-0	.000	0-1	1	1	0	0	0	1	0	
at CSU Bakersfield (1/4)	1	0-0	.000	0-0	.000	0-0	.000	0-0	0	0	0	0	0	0	0	
at Seattle (1/8)	9	1-1	1.000	0-0	.000	0-0	.000	0-1	1	0	1	1	0	0	2	
Air Force (1/11)	12	3-4	.750	2-3	.667	0-0	.000	0-2	2	3	1	2	0	0	8	
at TCU (1/14)	1	0-0	.000	0-0	.000	0-0	.000	1-0	1	0	0	1	0	0	0	
at Boise State (1/17)	DNP															
Wyoming (1/21)	5	0-1	.000	0-1	.000	0-0	.000	0-0	0	0	0	0	0	0	0	
New Mexico (1/25)	4	1-2	.500	1-2	.500	0-0	.000	0-0	0	0	1	0	0	0	3	
at San Diego State (1/28)	DNP															
UNLV (2/1)	DNP															
at Air Force (2/4)	DNP															
TCU (2/11)	DNP															
Boise State (2/14)	DNP															
at Wyoming (2/18)	DNP															
at New Mexico (2/22)	6	0-1	.000	0-1	.000	0-0	.000	0-0	0	1	0	0	0	0	0	
San Diego State (2/25)	3	0-0	.000	0-0	.000	0-0	.000	0-0	0	0	0	0	0	1	0	
at UNLV (2/29)	4	0-1	.000	0-1	.000	0-0	.000	0-0	0	2	0	0	0	0	0	
vs Boise State (3/7)	DNP															
<b>Totals</b>	<b>0</b>	<b>50</b>	<b>5-10</b>	<b>.500</b>	<b>3-8</b>	<b>.375</b>	<b>0-0</b>	<b>.000</b>	<b>1-4</b>	<b>5</b>	<b>7</b>	<b>3</b>	<b>4</b>	<b>0</b>	<b>2</b>	<b>13</b>







**20K** KARA SPOTTON  
SO | F | 6-2 | Fort Collins, Colo.

**2011-12**

Played in all 30 games, starting in eight...On Jan. 4, at Bakersfield set career highs in points (17), field goals made (seven)... Averaged 4.3 points and 3.2 rebounds in 18.7 minutes played per game.

**Rocky Mountain High School**

Averaged 14.1 points and 9.0 rebounds for the Lobos and shot .490 from the field as a junior... As a senior averaged 17.0 points, 9.0 rebounds, 3.1 steals, 1.9 assists and 1.7 blocks...Scored 425 points that year...Participated in Denver's "The Show"...Second-team all-state selection... Four-time all-conference selection...Ranked 98th in the country by ESPN Hoopgurlz...Earned first-team academic all-state honors her junior and senior year.

**Personal**

Full name is Kara Ann Miranda Spotton...Born on Jan. 29, 1993, in Belleville, Ontario, Canada... Parents are Theresa and James Spotton...Has two brothers, Chris, 23, and Matt, 21, and one sister, Katie, 14...Health and exercise science major at Colorado State.

**SPOTTON'S CAREER STATISTICS**

Year	GP-GS	TOTAL					3-PTS			REBOUNDS													
		Min	Avg	FG	FGA	Pct	3FG	FGA	Pct	FT	FTA	Pct	Off	Def	Tot	Avg	PF-FO	A	TO	Blk	Stl	Pts	Avg
2011-12	30-8	560	18.7	51	132	.386	0	4	.000	26	37	.703	45	51	96	3.2	66-3	14	55	7	20	128	4.3
TOTAL	30-8	560	18.7	51	132	.386	0	4	.000	26	37	.703	45	51	96	3.2	66-3	14	55	7	20	128	4.3

**SPOTTON'S CAREER HIGHS**

**Scoring**

Career ..... 17, at Bakersfield, 1/4/12  
Mountain West..... 9, Three times

**Rebounding**

Career ..... 8, at Air Force, 2/4/12  
Mountain West..... 8, at Air Force, 2/4/12

**Offensive Rebounds**

Career ..... 6, at Montana State, 11/29/11  
Mountain West..... 3, Twice

**Field Goals Made**

Career ..... 7, at Bakersfield, 1/4/12  
Mountain West..... 4, at Air Force, 2/4/12

**Field Goals Attempted**

Career ..... 10, at Seattle, 1/8/12  
Mountain West..... 8, at Air Force, 2/4/12

**Three-Point Field Goals Made**

Career .....  
Mountain West.....

**Three-Point Field Goals Attempted**

Career ..... 2, vs. MSU, 12/20/11  
Mountain West..... 1, at Air Force, 2/4/12

**Free Throws Made**

Career ..... 3, Six times  
Mountain West..... 3, Twice

**Free Throws Attempted**

Career ..... 4, Six times  
Mountain West..... 4, Twice

**Assists**

Career ..... 2, Three times  
Mountain West..... 2, at TCU, 1/14/12

**Blocked Shots**

Career ..... 3, at Air Force, 2/4/12  
Mountain West..... 3, at Air Force, 2/4/12

**Steals**

Career ..... 2, Six times  
Mountain West..... 2, Four times

**Minutes**

Career ..... 37, at Bakersfield, 1/4/12  
Mountain West..... 27, at Air Force, 2/4/12



2011-12

Opponent (Date)	GS	Min	FG-FA	Pct	3FG-FA	Pct	FT-FTA	Pct	OR-DR	TR	PF	A	TO	Blk	Stl	Pts
at Northern Iowa (11/11)	*	24	1-3	.333	0-0	.000	2-2	1.000	2-1	3	5	2	2	0	2	4
Arizona State (11/13)	*	32	1-7	.143	0-0	.000	1-2	.500	3-4	7	5	0	1	0	1	3
Tulsa (11/17)	*	22	0-5	.000	0-1	.000	0-0	.000	1-3	4	5	0	4	0	1	0
Colorado (11/20)		15	2-4	.500	0-0	.000	2-2	1.000	1-2	3	0	0	1	0	0	6
at Denver (11/23)		0	0-0	.000	0-0	.000	0-0	.000	0-0	0	0	0	0	0	0	0
at Montana State (11/29)		15	2-8	.250	0-0	.000	3-4	.750	6-1	7	3	0	1	0	0	7
at Northern Colorado (12/2)		10	0-1	.000	0-0	.000	0-0	.000	2-3	5	0	0	2	1	0	0
at Toledo (12/4)		14	0-4	.000	0-0	.000	0-0	.000	1-1	2	1	0	2	1	0	0
North Dakota (12/8)		7	0-0	.000	0-0	.000	0-0	.000	0-0	0	0	0	1	0	0	0
Maryville (12/11)	*	23	4-6	.667	0-0	.000	1-2	.500	4-2	6	3	1	1	0	2	9
vs Michigan State (12/20)	*	33	3-8	.375	0-2	.000	1-2	.500	3-3	6	3	1	2	1	1	7
vs Indiana (12/21)	*	33	1-6	.167	0-0	.000	0-0	.000	2-2	4	4	1	0	0	0	2
Bowling Green (12/31)		19	2-6	.333	0-0	.000	3-4	.750	1-1	2	4	0	1	0	0	7
at CSU Bakersfield (1/4)	*	37	7-9	.778	0-0	.000	3-4	.750	3-4	7	2	2	4	0	1	17
at Seattle (1/8)	*	31	4-10	.400	0-0	.000	3-4	.750	2-1	3	4	0	6	0	1	11
Air Force (1/11)		22	1-2	.500	0-0	.000	0-0	.000	1-2	3	2	0	4	0	2	2
at TCU (1/14)		11	0-2	.000	0-0	.000	0-0	.000	0-0	0	3	2	1	0	0	0
at Boise State (1/17)		16	0-6	.000	0-0	.000	0-0	.000	2-1	3	1	1	2	0	0	0
Wyoming (1/21)		10	0-0	.000	0-0	.000	0-0	.000	0-3	3	2	0	2	0	1	0
New Mexico (1/25)		15	2-4	.500	0-0	.000	0-0	.000	0-1	1	0	1	0	0	2	4
at San Diego State (1/28)		20	3-4	.750	0-0	.000	0-0	.000	1-0	1	4	0	4	0	2	6
UNLV (2/1)		14	2-3	.667	0-0	.000	0-1	.000	0-1	1	2	0	2	0	0	4
at Air Force (2/4)		27	4-8	.500	0-1	.000	1-2	.500	3-5	8	1	0	4	3	1	9
TCU (2/11)		13	3-4	.750	0-0	.000	0-0	.000	0-1	1	2	0	0	0	0	6
Boise State (2/14)		17	3-7	.429	0-0	.000	3-4	.750	0-3	3	2	0	0	0	0	9
at Wyoming (2/18)		23	3-4	.750	0-0	.000	3-4	.750	3-2	5	3	1	1	0	2	9
at New Mexico (2/22)		19	0-2	.000	0-0	.000	0-0	.000	0-3	3	1	1	1	0	1	0
San Diego State (2/25)		10	0-0	.000	0-0	.000	0-0	.000	1-0	1	1	0	2	0	0	0
at UNLV (2/29)		10	1-3	.333	0-0	.000	0-0	.000	1-0	1	1	0	3	0	0	2
vs Boise State (3/7)		18	2-6	.333	0-0	.000	0-0	.000	2-1	3	2	1	1	1	0	4
<b>Totals</b>	<b>8</b>	<b>560</b>	<b>51-132</b>	<b>.386</b>	<b>0-4</b>	<b>.000</b>	<b>26-37</b>	<b>.703</b>	<b>45-51</b>	<b>96</b>	<b>66</b>	<b>14</b>	<b>55</b>	<b>7</b>	<b>20</b>	<b>128</b>







**HT** HAYLEY THOMPSON  
JR | G | 6-1 | Denver, Colo.

**2011-12**

Started in 22 out of 27 games for the Rams after nursing an early-season ankle injury... Averaged 5.1 points and 3.7 rebounds in 28.3 minutes per game... Tallied first career double-double vs. Boise State with career-highs 15 points and 10 rebounds.

**2010-11**

As a freshman, was one of only three Rams to see action in all 30 contests, including 21 starts... Ranks third all-time in individual three-point percentage in a single season at CSU with .440 (minimum 50 attempts)...Averaged 5.3 points and 3.5 rebounds per game in an average 26.2 minutes of action.

**Mullen High School**

Four-year letterwinner in basketball...As a junior posted 11.2 points per game while lead-

ing the team in rebounds (7.4 per game)...Was named first-team all-Centennial League her sophomore, junior and senior years...Received first-team all-state honors from MaxPreps and the Denver Post...Was a McDonald's All-American nominee... Team captain junior and senior years...Selected to play in "The Show" and the Colorado Coaches Association All-State Game... Played against current teammate Sam Martin.

**Personal**

Full name is Hayley Thompson...Born Oct. 4, 1991, in Denver, Colo....Parents are Rick and Kris Thompson...Father, Rick, is a CSU graduate and played baseball for the Rams...Has one older half sister, Shanna...Was junior and senior class president...Was part of National Honor Society and Spanish Honor Society...Communication studies major at Colorado State.

**THOMPSON'S CAREER STATISTICS**

Year	GP-GS	Min	Avg	TOTAL			3-PTS			REBOUNDS			PF-FO	A	TO	Blk	Stl	Pts	Avg				
				FG	FGA	Pct	3FG	FGA	Pct	FT	FTA	Pct								Off	Def	Tot	Avg
2010-11	30-21	785	26.2	57	152	.375	22	50	.440	22	34	.647	27	78	105	3.5	50-1	46	35	16	21	158	5.3
2011-12	27-22	763	28.3	54	142	.380	12	39	.308	17	32	.531	23	77	100	3.7	34-0	50	44	9	25	137	5.1
TOTAL	57-43	1548	27.2	111	294	.378	34	89	.382	39	66	.591	50	155	205	3.6	84-1	96	79	25	46	295	5.2

**THOMPSON'S CAREER HIGHS**

**Scoring**

Career ..... 15, vs. Boise State, 3/7/12  
Mountain West ..... 15, vs. Boise State, 3/7/12

**Rebounding**

Career ..... 10, vs. Boise State, 3/7/12  
Mountain West ..... 10, vs. Boise State, 3/7/12

**Offensive Rebounds**

Career ..... 4, at New Mexico, 2/12/11  
Mountain West ..... 4, at New Mexico, 2/12/11

**Field Goals Made**

Career ..... 6, vs. Boise State, 3/7/12  
Mountain West ..... 6, vs. Boise State, 3/7/12

**Field Goals Attempted**

Career ..... 10, Three times  
Mountain West ..... 10, Three times

**Three-Point Field Goals Made**

Career ..... 3, Twice  
Mountain West ..... 3, Twice

**Three-Point Field Goals Attempted**

Career ..... 4, vs. TCU, 2/11/12  
Mountain West ..... 4, vs. TCU, 2/11/12

**Free Throws Made**

Career ..... 4, Twice  
Mountain West ..... 4, at UNLV, 2/19/11

**Free Throws Attempted**

Career ..... 4, Seven times  
Mountain West ..... 4, Three times

**Assists**

Career ..... 5, Twice  
Mountain West ..... 5, Twice

**Blocked Shots**

Career ..... 3, vs. Texas A&M Corpus Christi, 11/28/10  
Mountain West ..... 2, vs. BYU, 2/23/11

**Steals**

Career ..... 3, Twice  
Mountain West ..... 3, Twice

**Minutes**

Career ..... 41, at Wyoming, 2/18/12  
Mountain West ..... 41, at Wyoming, 2/18/12



**2011-12**

Opponent (Date)	GS	Min	FG-FA	Pct	3FG-FA	Pct	FT-FTA	Pct	OR-DR	TR	PF	A	TO	Blk	Stl	Pts
at Northern Iowa (11/11)		DNP														
Arizona State (11/13)		DNP														
Tulsa (11/17)		DNP														
Colorado (11/20)	13	2-2	1.000	1-1	1.000	0-2	.000	1-1	2	0	1	0	0	1	5	
at Denver (11/23)	27	2-4	.500	0-0	.000	0-0	.000	1-2	3	3	3	3	0	0	4	
at Montana State (11/29)	* 30	2-6	.333	0-2	.000	1-2	.500	0-4	4	0	2	1	1	1	5	
at Northern Colorado (12/2)	* 34	1-7	.143	0-1	.000	0-0	.000	1-3	4	1	3	3	0	1	2	
at Toledo (12/4)	28	0-4	.000	0-2	.000	1-2	.500	1-5	6	0	2	0	1	0	1	
North Dakota (12/8)	* 30	3-5	.600	0-0	.000	0-2	.000	3-1	4	0	2	1	0	0	6	
Maryville (12/11)	* 29	2-7	.286	1-1	1.000	2-2	1.000	2-6	8	1	4	1	1	2	7	
vs Michigan State (12/20)	22	0-0	.000	0-0	.000	0-0	.000	1-1	2	1	2	5	0	0	0	
vs Indiana (12/21)	24	3-5	.600	0-1	.000	0-0	.000	0-2	2	2	1	1	0	2	6	
Bowling Green (12/31)	* 29	2-5	.400	0-1	.000	0-0	.000	2-0	2	1	2	4	0	0	4	
at CSU Bakersfield (1/4)	* 25	1-3	.333	0-1	.000	0-0	.000	0-4	4	0	3	2	0	0	2	
at Seattle (1/8)	* 25	2-4	.500	0-0	.000	2-2	1.000	1-2	3	2	1	1	0	0	6	
Air Force (1/11)	* 24	0-5	.000	0-0	.000	2-4	.500	0-3	3	1	4	0	0	0	2	
at TCU (1/14)	* 28	0-5	.000	0-3	.000	0-0	.000	0-2	2	3	0	1	1	2	0	
at Boise State (1/17)	* 31	1-4	.250	0-0	.000	2-2	1.000	0-7	7	1	1	2	0	0	4	
Wyoming (1/21)	* 36	4-7	.571	1-1	1.000	0-0	.000	0-4	4	2	4	0	0	3	9	
New Mexico (1/25)	* 34	3-9	.333	0-1	.000	0-1	.000	1-6	7	1	2	2	0	2	6	
at San Diego State (1/28)	* 24	1-4	.250	1-2	.500	1-2	.500	2-1	3	1	1	1	0	0	4	
UNLV (2/1)	* 32	4-9	.444	0-2	.000	0-1	.000	1-3	4	1	1	3	1	0	8	
at Air Force (2/4)	* 27	2-4	.500	1-2	.500	0-0	.000	1-3	4	2	0	2	0	1	5	
TCU (2/11)	* 31	5-8	.625	2-4	.500	2-4	.500	1-1	2	1	0	3	0	2	14	
Boise State (2/14)	* 28	1-3	.333	1-2	.500	2-2	1.000	1-0	1	2	2	0	1	1	5	
at Wyoming (2/18)	* 41	3-9	.333	1-3	.333	1-2	.500	0-1	1	2	2	1	0	2	8	
at New Mexico (2/22)	* 30	1-5	.200	0-2	.000	0-0	.000	1-2	3	3	0	2	0	1	2	
San Diego State (2/25)	* 29	2-5	.400	1-3	.333	0-0	.000	0-4	4	2	2	1	1	0	5	
at UNLV (2/29)	* 23	1-3	.333	0-1	.000	0-0	.000	1-0	1	0	5	2	1	1	2	
vs Boise State (3/7)	* 29	6-10	.600	2-3	.667	1-2	.500	1-9	10	1	0	2	1	3	15	
<b>Totals</b>	<b>22</b>	<b>763</b>	<b>54-142</b>	<b>.380</b>	<b>12-39</b>	<b>.308</b>	<b>17-32</b>	<b>.531</b>	<b>23-77</b>	<b>100</b>	<b>34</b>	<b>50</b>	<b>44</b>	<b>9</b>	<b>25</b>	<b>137</b>

**2010-11**

Opponent (Date)	GS	Min	FG-FA	Pct	3FG-FA	Pct	FT-FTA	Pct	OR-DR	TR	PF	A	TO	Blk	Stl	Pts
Northern Iowa (11/12)	16	0-1	.000	0-0	.000	1-2	.500	1-6	7	2	0	1	0	1	1	
at Florida State (11/18)	24	1-2	.500	0-1	.000	1-3	.333	0-3	3	1	1	0	0	1	3	
at North Dakota (11/21)	26	2-3	.667	0-0	.000	4-4	1.000	3-4	7	3	1	2	1	1	8	
Denver (11/23)	* 12	0-1	.000	0-1	.000	0-0	.000	0-1	1	1	1	3	1	0	0	
Texas Southern (11/27)	27	4-7	.571	2-3	.667	0-1	.000	2-4	6	1	2	1	1	2	10	
Texas A&M C. C. (11/28)	24	5-7	.714	0-1	.000	3-4	.750	1-3	4	2	0	0	3	0	13	
Northern Colorado (12/2)	11	1-3	.333	1-2	.500	0-0	.000	0-0	0	3	1	0	1	0	3	
at Colorado (12/8)	22	1-5	.200	1-2	.500	0-1	.000	0-2	2	1	1	0	0	1	3	
at Arizona State (12/11)	* 23	0-3	.000	0-0	.000	0-0	.000	2-3	5	2	2	4	0	1	0	
South Dakota (12/20)	* 26	3-7	.429	1-2	.500	0-0	.000	0-4	4	4	2	0	1	1	7	
at Western Carolina (12/28)	* 16	0-2	.000	0-0	.000	2-4	.500	1-2	3	2	0	3	0	1	2	
at Winthrop (12/30)	* 26	2-8	.250	2-3	.667	3-4	.750	2-3	5	2	3	3	0	0	9	
Pepperdine (1/2)	* 18	2-3	.667	1-2	.500	0-0	.000	0-1	1	0	1	1	0	0	5	
at Wyoming (1/5)	* 27	3-9	.333	0-2	.000	0-0	.000	0-2	2	0	1	0	0	0	6	
New Mexico (1/12)	* 30	5-7	.714	3-3	1.000	0-0	.000	2-3	5	0	1	0	0	1	13	
at TCU (1/15)	18	0-2	.000	0-1	.000	0-0	.000	0-1	1	1	1	2	0	0	0	
UNLV (1/18)	* 30	3-6	.500	1-2	.500	2-2	1.000	0-3	3	4	0	1	0	0	9	
at BYU (1/22)	25	2-5	.400	1-2	.500	0-0	.000	0-4	4	1	0	0	0	1	5	
at Air Force (1/25)	* 25	1-5	.200	0-3	.000	2-2	1.000	0-5	5	2	3	1	0	0	4	
Utah (1/29)	* 30	1-4	.250	0-0	.000	0-2	.000	0-7	7	1	1	1	1	2	2	
at San Diego State (2/2)	* 33	1-5	.200	1-3	.333	0-1	.000	1-2	3	3	1	2	1	0	3	
Wyoming (2/5)	* 34	5-7	.714	3-3	1.000	0-0	.000	0-1	1	2	2	2	1	1	13	
at New Mexico (2/12)	* 36	3-7	.429	1-3	.333	0-0	.000	4-3	7	1	2	0	1	0	7	
TCU (2/16)	* 35	3-10	.300	1-2	.500	0-0	.000	1-1	2	1	3	3	0	0	7	
at UNLV (2/19)	* 35	0-5	.000	0-2	.000	4-4	1.000	2-2	4	1	3	2	0	2	4	
BYU (2/23)	* 31	2-6	.333	1-2	.500	0-0	.000	1-2	3	1	0	0	2	1	5	
Air Force (2/26)	* 35	3-10	.300	0-3	.000	0-0	.000	2-1	3	3	5	2	0	1	6	
at Utah (3/2)	* 33	2-6	.333	1-1	1.000	0-0	.000	2-3	5	0	3	0	1	2	5	
San Diego State (3/5)	* 26	1-3	.333	0-0	.000	0-0	.000	0-0	0	5	1	1	0	1	2	
vs. Air Force (3/8)	* 31	1-3	.333	1-1	1.000	0-0	.000	0-2	2	0	4	0	1	0	3	
<b>Totals</b>	<b>21</b>	<b>785</b>	<b>57-152</b>	<b>.375</b>	<b>22-50</b>	<b>.440</b>	<b>22-34</b>	<b>.647</b>	<b>27-78</b>	<b>105</b>	<b>50</b>	<b>46</b>	<b>35</b>	<b>16</b>	<b>21</b>	<b>158</b>







**33** | **C** AITLIN  
DUFFY  
FR | G | 5-11 | Rapid City, S.D.

**10** | **E** MILY  
JOHNSON  
FR | G | 5-11 | Georgetown, Texas

### St. Thomas More High School

Led St. Thomas More's team to its first girl's state basketball championship in 2012, earning her Class A All-State first team honors... Averaged 19.5 points, 6.8 rebounds, 3.8 assists and 3.3 steals per game her senior year... Named 2011 first team All-State, 2011 first team all-tournament and 2009-2011 first team all-conference.

### Personal

Full name is Caitlin Duffy... Born Oct. 7, 1993 to Dan and Karrie Duffy in Rapid City, S.D. ... Is one of eight children... Has three brothers Brendan, Liam and Declan, and four sisters, Moira, Ciara, Aislinn and Mairin... Father played basketball at Dakota Wesleyan and brother Liam played basketball at Rockhurst... Major is undeclared at Colorado State.

### Georgetown (Texas) High School

Named a team captain in both her junior and senior seasons... During her senior campaign she was named team MVP, leading the Eagles in scoring (13.2 points per game), assists (3.9 assists per game), steals (2.3 steals per game) and was second in rebounding (5.6 rebounds per game)... Shot 49 percent from the field... Team finished ranked No. 9 in 5A schools in the state of Texas in 2011-12... Voted team MVP senior year... Was Texas Girls Coaches Association all-state as a junior and senior... Finished in the top 10 in seven career categories at Georgetown High School, including fifth in scoring (1,297)... Was Texas Association of Basketball Coaches all-region, first team All-Central Texas, first team all-district and TGCA academic all-state... Also competed in track and field her freshman and sophomore years.

### Personal

Full name is Emily Catherine Johnson... Born on April 23, 1994 in Austin, Texas... Parents are Dave and Debbie Johnson... Mother, Debbie, played basketball at Texas... Has one brother, Eric, and one sister, Amanda... Rotary Scholar and National Honor Society member... Graduated in the top five percent of class... Named academic all-state and all-district... Business major at Colorado State.



**24** | **A** LICIA  
NICHOLS  
JR | F | 6-0 | Brush, Colo.

#### Northeastern Junior College

All-region IX player in 2011 and 2012... Member of Phi Theta Kappa... Named to the presidents honor roll... Earned associates degree in general studies.

#### Brush High School

Participated in basketball, volleyball and track and field all four years... Helped her team advance to the third-place game in the 3A state tournament in 2009 and the regional round 2010... Was named all-state in basketball in 2009 and 2010... Was also named all-state honorable mention in track in 2007, 2008 and 2009 and volleyball in 2010... Earned all-conference accolades in basketball all four years, volleyball in 2008, 2009 and 2010, and track in 2007, 2008 and 2009... Held records in career points (1,133), rebounds (924), steals (299) and assists (381), season rebounds (356; 2008-09) and season assists (148; 2009-10), single-game steals (14; 2009) and assists (12; 2009)... Was a member of the National Honor Society and the honor roll.

#### Personal

Full name is Alicia Katharina Nichols... Was born on April 12, 1992 to Bill and Peri Nichols... Father attended CSU... Has two brothers, Ryan and Aaron, and one sister Carli... Animal science major at Colorado State.



**22** | **K** ATRINA  
OTTESEN  
JR | G | 5-7 | Chandler, Ariz.

#### Central Arizona Junior College

Led the Vaqueras in scoring, averaging 15.1 points and 2.3 assists per game... Made a team-high 84 three-pointers... Named female athlete of the year... Was fourth ranked shooter in the nation among junior college athletes... Was named third-team All-American... Named first-team all-conference and all-region... Led team in free-throw percentage at .870... Named to 2012 all-tournament team... Team was regional champions in 2011 and 2012... Earned a spot in the junior college final four, finishing fourth... Team was undefeated in conference play... Was named to the Dean's List in the fall of 2010 and 2012.

#### Hamilton High School and Marcos De Niza High School

Four year letterwinner in basketball... Set records for most three-pointers in a game, season and career; highest free-throw percentage in game, season and career... Was voted team MVP in 2009 and 2010... Named 2010 female athlete of the year and McDonald's All-American nominee... Was voted team captain in 2010... Was 2009 and 2010 5A-1 fiesta region first-team all-region... Named to the 2008 Nike Tournament of Champions all-tournament team.

#### Personal

Full name is Katrina Ottesen... Born February 21, 1992... Mother's name is Marie Ottesen... Has one brother, Michael... Biomedical science major at Colorado State.





**13 TAYLOR**  
**VARSHO**  
 FR | G | 5-6 | Marshfield, Wisc.

**Marshfield High School**

Ended her high school career as the Marshfield leading scorer with 1,364 points. She averaged team high 18.1 points per game and 3.9 rebounds and 2.2 assists per contest as a senior... Was named all-state her sophomore, junior and senior seasons... Was named Wisconsin Valley Conference's Player of the Year in 2010-11 and 2011-12... Was voted team MVP junior and senior year... Voted team captain in 2010-11 and 2011-12... Also named team captain in tennis, earning 2010-11 MVP vote.

**Personal**

Full name is Taylor Varsho... Born April 12, 1994 in Marshfield, Wisc. ... Parents are Gary and Kay Varsho... Father, Gary played baseball at the University of Wisconsin-Oshkosh and was drafted by the Chicago Cubs in 1982... He spent 14 years playing in the MLB and later coached until 2010... Older sister, Andie, plays softball at Purdue... Has younger brother, Daulton... Elementary education major at Colorado State.

**NUMERICAL ROSTER**

No.	Name	Ht.	Pos.	Yr.	Exp.	Hometown (Last School)
1	LaDeyah Forte	5-4	G	SO	1L	Pensacola, Fla. (Pensacola)
3	Hayley Thompson	6-1	G	JR	2L	Denver, Colo. (Mullen)
4	Hanne Mestdagh	5-10	G/F	SO	1L	Ieper, Belgium (St. Katerijne Waver)
10	Emily Johnson	5-11	F	FR	HS	Georgetown, Texas (Georgetown)
11	Meghan Heimstra	6-2	F	RS SR	3L	Longmont, Colo. (Silver Creek)
12	Sam Martin	6-2	F	JR	2L	Parker, Colo. (Chaparral)
13	Taylor Varsho	5-6	G	FR	HS	Marsfield, Wisc. (Marshfield)
14	Carlyn Chavez	5-7	G	SO	VR	Portland, Ore. (LaSalle College Prep)
15	Amber Makeever	5-10	G	RS SO	1L	Peaster, Texas (Peaster)
20	Kara Spotton	6-2	F	SO	1L	Fort Collins, Colo. (Rocky Mountain)
21	Mandy Makeever	5-10	G	RS SO	1L	Peaster, Texas (Peaster)
22	Katrina Ottesen	5-7	G	JR	TR	Chandler, Ariz. (Central Arizona JC)
23	Morgan Hunt	6-1	F	SO	1L	Colleyville, Texas (Heritage)
24	Alicia Nichols	6-0	F	JR	TR	Brush, Colo. (Northeastern JC)
33	Caitlin Duffy	5-11	G	FR	HS	Rapid City, S.D. (St. Thomas More)

**Head Coach:** Ryun Williams (South Dakota, '92)

**Assistant Coaches:** Chad Lavin (South Dakota, '78), Tim Moser (GSU-Pueblo '98), Kim Austin Mbadanga-Nzamba (Colorado State, '98)

**Director of Basketball Operations:** Mandy Koupal (South Dakota '04)

**Video Coordinator:** Megan Mardesen (Wayne State College, '09; Southwest Minnesota State, '12)

**STATISTICAL BREAKDOWN (RETURNING/LOST)**

**Starters Returning (3)**

No.	Name	Ht.	Pos.	Yr.	Exp.	2011-12 Statistics
1	LaDeyah Forte	5-4	G	SO	1L	5.6 ppg, 2.3 rpg, 3.5 apg
3	Hayley Thompson	6-1	G	JR	2L	5.1 ppg, 3.7 rpg, 1.9 apg
12	Sam Martin	6-2	F	JR	2L	13.1 ppg, 5.8 rpg, 1.2 apg

**Starters Lost (2)**

No.	Name	Ht.	Pos.	Yr.	Exp.	2011-12 Statistics
5	Kim Mestdagh	5-10	G/F	SR	4L	14.8 ppg, 4.9 rpg, 4.0 apg
13	Kelly Hartig	6-3	F	SR	2L	5.3 ppg, 4.1 rpg, 1.4 apg

**Other Letterwinners Returning (5)**

No.	Name	Ht.	Pos.	Yr.	Exp.	2011-12 Statistics
4	Hanne Mestdagh	5-10	G/F	SO	1L	1.3 ppg, 0.5 rpg, 0.3 apg
11	Meghan Heimstra	6-2	F	RS SR	3L	8.3 ppg, 5.5 rpg, 1.4 apg
20	Kara Spotton	6-2	F	SO	1L	4.3 ppg, 3.2 rpg, 0.5 apg
21	Mandy Makeever	5-10	G	RS SO	1L	6.3 ppg, 1.7 rpg, 1.6 apg
23	Morgan Hunt	6-1	F	SO	1L	2.0 ppg, 1.4 rpg, 0.1 apg

**Other Letterwinners Lost (0)**

**Other Returners (2)**

14	Carlyn Chavez	5-7	G	SO	VR	Portland, Ore. (LaSalle College Prep)
15	Amber Makeever	5-10	G	RS SO	1L	Peaster, Texas (Peaster)

**Newcomers (5)**

No.	Name	Ht.	Pos.	Yr.	Exp.	Hometown (Last School)
10	Emily Johnson	5-11	F	FR	HS	Georgetown, Texas (Georgetown)
13	Taylor Varsho	5-6	G	FR	HS	Marsfield, Wisc. (Marshfield)
22	Katrina Ottesen	5-7	G	JR	TR	Chandler, Ariz. (Central Arizona JC)
24	Alicia Nichols	6-0	F	JR	TR	Brush, Colo. (Northeastern JC)
33	Caitlin Duffy	5-11	G	FR	HS	Rapid City, S.D. (St. Thomas More)



# ***COLORADO STATE RAMS WOMEN'S BASKETBALL***



	<b>2012-13 Outlook</b>
58.....	2012-13 Season Preview
59-64 .....	Opponent Information
65.....	All-Time Series Records
66-67 .....	Series Results vs. 2012-13 Opponents





Head Coach Ryun Williams and the Colorado State women's basketball program will look to improve in the Mountain West conference and earn a postseason berth in 2012-13. Returning three starters and eight letter-winners overall, the Rams are turning over a new leaf on the road to national prominence.

Last year the Rams finished 13-17 overall, and 9-5 in conference play, the team's best league record since 2001-02, and CSU was picked to finish third in the final standings, which was the highest prediction for the Rams since the 2002-03 season. The team ended up finishing exactly where they were forecast, in third. Colorado State was undefeated at home in conference play for the first time since 2002-03.

The Rams will look to extend their undefeated streak on the Moby court that currently stands at seven games, dating back to Jan. 11, 2012. CSU earned regular-season sweeps over Boise State and Air Force, making the fourth straight season that CSU has swept Air Force. The team finished first in the Mountain West conference in five categories: Free-throws (.746), field-goal percentage (.429), defensive rebounds (24.5 per game), rebounding defense (allowing just 33.7 rebounds per game), and assists (14.6 per game). This year Williams and his team have greater expectations. They are picked to finish fifth in the Mountain West and are eager to gain momentum with new coaches and players by their sides.

Senior **Meghan Heimstra** received Mountain West Sixth Player of the Year and is the first women's basketball player at Colorado State to ever earn the award. She played in 30 games, led the team with 34 blocks, averaged 5.5 rebounds per game, while scoring 8.3 points per contest.

Junior **Sam Martin** was honored with a second-team all-conference selection, while starting in a team-high 29 out of 30 games for the Rams. She averaged 13.1 points and a strong 5.8 rebounds per game. Martin is ranked fourth in the nation in free-throw percentage with .901. Sam will be a major leader and contributor this season.

**Hayley Thompson** will enter her third season as a Ram. She



started in 22 out of 27 games for the team after nursing an early-season ankle injury. Hayley averaged 5.1 points and 3.7 rebounds per game and will be a threat at the perimeter this season.

**LaDeyah Forte** will begin her second season for the Rams. The sophomore started in 25 out of 30 games for Colorado State, the highest among freshmen last year. She was ranked second in the Mountain West in assist-to-turnover ratio (1.3) and fourth in assists (3.5.) in 2011-12. Forte averaged 5.6 points per game and 1.6 steals per game and will continue to be a threat to opposing teams this season.

Sophomores **Kara Spotton** and **Morgan Hunt** will see significant amounts of action for the Rams again this season. Hunt set a career high with eight rebounds and averaged 2.0 points per contest. Spotton averaged 4.3 points and 3.2 rebounds per game.

Redshirt sophomore guards **Amber** and **Mandy Makeever** are continuing to recover from their injuries and will be returning to the court this season.

Sophomores **Hanne Mestdagh** and **Carlyn Chavez** will return to play for the Rams this season. Mestdagh is also recovering from her injury sustained last season. Chavez averaged 0.6 points and 0.5 rebounds per game.

With the loss of seniors Kelly Hartig and the fourth-highest scorer in CSU women's basketball history, Kim Mestdagh, the Rams will have to fill the gap with help from these five newcomers for the 2012-13 season.

Freshman **Caitlin Duffy** (St. Thomas More, Rapid City, S.D.) a first team All-American, led her high school team to their first girls basketball state championship averaging 19.5 points, 6.8 rebounds, 3.8 assists, and 3.3 steals per game her senior year.


Freshman **Taylor Varsho** (Marshfield High School, Marshfield, Wisc.) was named all-state her sophomore, junior, and senior seasons. She averaged a team high 18.1 points, 3.9 rebounds, and 2.2 assists per game as a senior. Varsho ended her high school career as the Marshfield leading scorer with 1,364

points.

Freshman **Emily Johnson** (Georgetown High School, Georgetown, Tex.) was named captain in both her junior and senior seasons, earning the MVP title during her senior campaign. Johnson averaged 13.2 points, 3.9 assists, 2.3 steals, and 5.6 rebounds per game. Emily was also Texas Girls Coaches Association all-state as a junior and senior.

Junior transfer **Katrina Ottesen** (Central Arizona Junior College, Chandler, Ariz.) lead the Vaqueras in scoring, averaging 15.1 points and 2.3 assists per game, made a team-high 84 three-pointers, and was named female athlete of the year. Ottesen and the Vasqueras were undefeated in conference play and finished fourth in the junior college final four.

Junior transfer **Alicia Nichols** (Northeastern Junior College, Brush Colo.) was named an all-region IX player in 2011 and 2012. Nichols held high school records in career points (1,133), rebounds (924), steals (299), and assists (381.) She was named all-state during her junior and senior seasons and earned all-conference accolades all four years.

**Colorado School of Mines**  
Thursday, Nov. 1  
7 p.m. MT | Moby Arena

**School Information**

Location: Golden, Colo.  
Founded: 1874  
Enrollment: 5,000  
Nickname: Orediggers  
Colors: Silver and Blue  
Conference: RMAC  
Arena (Capacity): Lockridge Arena (2,500)  
President: Dr. Miles W. (Bill) Scoggins  
Athletic Director: Tom Spicer  
SWA: Dixie Cirillo

**Media Relations**

WBB Contact: Katie Simons  
Office: 303/273-3735  
E-mail: bdesch@mines.edu  
Web site: csmorediggers.com

**Team Information**

Head Coach: Brittany Simpson  
Record at School (years): 0-0 (0)  
Career Record (years): 0-0 (0)  
Assistant Coach: Leslie Haywood  
2011-12 Record: 12-17  
2011-12 Conference (finish): 11-11 (8th)  
Starters Returning/Lost: 4/1



**Toledo**  
Tuesday, Nov. 20  
7 p.m. MT | Moby Arena

**School Information**


Location: Toledo, Ohio  
Founded: 1872  
Enrollment: 22,610  
Nickname: Rockets  
Colors: Midnight Blue & Gold  
Conference: Mid-American  
Arena (Capacity): John F. Savage Arena (7,300)  
President: Dr. Lloyd A. Jacobs  
Athletic Director: Mike O'Brien

**Media Relations**

WBB Contact: Brian DeBenedictis  
Office: 419/530-4919  
Cell: 567/249-6333  
E-mail: brian.debenedictis@utoledo.edu  
Web site: utrockets.com

**Team Information**

Head Coach: Tricia Cullop  
Record at School (years): 72-30 (4)  
Career Record (years): 195-140 (12)  
Associate Head Coach: Nitra Perry  
Associate Head Coach: Todd Mitmesser  
Assistant Coach: Katie Griggs  
2011-12 Record: 29-8  
2011-12 Conference (finish): 14-2 (1st/West)  
Final RPI: 79  
Letterwinners Returning/Lost: 9/5  
Starters Returning/Lost: 3/2



**Montana State**  
Sunday, Nov. 11  
2 p.m. MT | Moby Arena

**School Information**

Location: Bozeman, Mont.  
Founded: 1893  
Enrollment: 14,218  
Nickname: Bobcats  
Colors: Blue and Gold  
Conference: Big Sky  
Arena (Capacity): Worthington Arena (7,250)  
President: Dr. Waded Cruzado  
Athletic Director: Peter Fields  
SWA: Camie Bechtold

**Media Relations**

WBB Contact: Tom Schulz  
Office: 406/ 994-5130  
Cell: 406/ 580-6786  
E-mail: tschulz@msubobcats.com  
Web site: MSUBobcats.com

**Team Information**

Head Coach: Tricia Binford  
Record at School (years): 103-106 (7)  
Career Record (years): 103-106 (7)  
Associate Head Coach: Amy Starr  
Assistant Coach: Mandy Close  
Assistant Coach: Kellee Barney  
2011-12 Record: 19-11  
2011-12 Conference (finish): 10-6 (3rd)  
Letterwinners Returning/Lost: 8/3  
Starters Returning/Lost: 4/1



**Loyola Marymount**  
Wednesday, Nov. 28  
8 p.m. MT | Los Angeles, Calif.

**School Information**


Location: Los Angeles, Calif.  
Founded: 1911  
Enrollment: 9,234  
Nickname: Lions  
Colors: Crimson, Navy, Gray and Marymount Blue  
Conference: West Coast  
Arena (Capacity): Gersten Pavilion (4,156)  
President: David Burcham  
Athletic Director: Dr. William Husak

**Media Relations**

WBB Contact: Sarah Finney  
Office: 310/338-5798  
E-mail: sfinney1@lmu.edu  
Press Row: 310/258-8733  
Web site: www.LMULions.com

**Team Information**

Head Coach: Charity Elliott  
Record at School (years): 0-0 (0)  
Career Record (years): 182-123 (10)  
Associate Head Coach: Tracey Wolff  
Assistant Coach: Alexis Mezzetta  
Assistant Coach: Jackie Stiles  
2011-12 Record: 8-22  
2011-12 Conference: 3-13  
Final RPI: 267  
Letterwinners Returning/Lost: 10/3  
Starters Returning/Lost: 3/2



**Northern Colorado**  
Tuesday, Nov. 13  
7 p.m. MT | Moby Arena

**School Information**


Location: Greeley, Colo.  
Founded: 1889  
Enrollment: 12,366  
Nickname: Bears  
Colors: Blue & Gold  
Conference: Big Sky  
Arena (Capacity): Butler-Hancock Sports Pavilion (2,955)  
President: Kay Norton  
Athletic Director: Jay Hinrichs

**Media Relations**

WBB Contact: Heather Kennedy  
Office: 970/351-1065  
Cell: 970/978-0675  
E-mail: heather.kennedy@unco.edu  
Press Row: 907/351-2522  
Web site: uncbears.com

**Team Information**

Head Coach: Jaime White  
Record at School (years): 82-100 (6)  
Career Record (years): 82-100 (6)  
Assistant Coach: Ryan Johnson  
Assistant Coach: Anna Bateman  
Assistant Coach: Dina Piterniece  
2011-12 Record: 20-12  
2011-12 Conference: 11-5  
Letterwinners Returning/Lost: 11/2  
Starters Returning/Lost: 4/1



**Bowling Green**  
Saturday, Dec. 1  
2:30 p.m. MT | Bowling Green, Ohio

**School Information**


Location: Bowling Green, Ohio.  
Founded: 1910  
Enrollment: 17,234  
Nickname: Falcons  
Colors: Orange and Brown  
Conference: Mid-American  
Arena (Capacity): Stroh Center (4,387)  
President: Dr. Mary Ellen Mazey  
Athletic Director: Greg Christopher

**Media Relations**

WBB Contact: Mike Cihon  
Office: 419/372-0474  
E-mail: mjcihon@bgsu.edu  
Web site: BGSUFalcons.com

**Team Information**

Head Coach: Jennifer Roos  
Record at School: 0-0 (0)  
Career Record: 0-0 (0)  
Assistant Head Coach: Jesse Fleming  
Assistant Coach: Ali Mann  
Assistant Coach: Emily London  
2011-12 Record: 24-7  
2011-12 Conference: 14-2  
Final RPI: 85  
Letterwinners Returning/Lost: 9/4  
Starters Returning/Lost: 4/1



**Seattle**  
Saturday, Nov. 17  
2 p.m. MT | Moby Arena

**School Information**


Location: Seattle, Wash.  
Founded: 1891  
Enrollment: 7,755  
Nickname: Redhawks  
Colors: Red and White  
Conference: WAC  
Arena (Capacity): Connolly Center (1,050)  
President: Fr. Stephen V. Sundborg, S.J.  
Director of Athletics: Dr. Bill Hogan  
SWA: Roxanne Levenson

**Media Relations**

WBB Contact: Mollie Hanke  
Office: 206/ 296-2490  
Email: HankeM@seattleu.edu  
Web site: www.GoSeattleU.com

**Team Information**

Head Coach: Joan Bonvicini  
Record at School (years): 34-58 (3)  
Career Record (years): 646-352 (32)  
Associate Head Coach: Kristen O'Neill  
Assistant Coach: Dorena Bingham  
Assistant Coach: Shaquala Williams  
2011-12 Record: 20-12  
Final RPI: 145  
Letterwinners Returning/Lost: 5/3  
Starters Returning/Lost: 3/2



**Colorado**  
Wednesday, Dec. 5  
5:50 p.m. MT | Boulder, Colo.

**School Information**

Location: Boulder, Colo.  
Founded: 1876  
Enrollment: 29,884  
Nickname: Buffaloes (Buffs)  
Colors: Silver, Gold and Black  
Conference: Pac-12  
Arena (Capacity): Coors Events Center (11,064)  
President: Bruce Benson  
Athletic Director: Mike Bohn

**Media Relations**

WBB Contact: Troy Andre  
Office: 303/492-4672  
Cell: 303/903-3654  
E-mail: troy.andre@colorado.edu  
Press Row: 303/492-1552 or 4381  
Web site: www.cubuffs.com

**Team Information**

Head Coach: Linda Lappe  
Record at School (years): 39-30 (2)  
Career Record (years): 89-66 (5)  
Assistant Coach: Jonas Chatterton  
Assistant Coach: Kelly Rae Finley  
Assistant Coach: LaTonya Watson  
2011-12 Record: 21-14  
2011-12 Conference: 6-12  
Letterwinners Returning/Lost: 9/2  
Starters Returning/Lost: 4/1





**Tulsa**

Saturday, Dec. 8  
1:30 p.m. MT | Tulsa, Okla.

**School Information**

Location: Tulsa, Okla.  
Founded: 1894  
Enrollment: 4,187  
Nickname: Golden Hurricane  
Colors: Old Gold, Royal Blue and Crimson  
Conference: Conference USA  
Arena (Capacity): Donald W. Reynolds Center (8,355)  
President: Kevan Buck  
Director of Athletics: Ross Parmley  
SWA: Crista Troester

**Media Relations**

WBB Contact: Stephanie Hall  
Office: 918/631-2163  
Cell: 918/232-2393  
Email: stephanie-hall@utulsa.edu  
Web site: www.TulsaHurricane.com

**Team Information**

Head Coach: Matilda Mossman  
Record at School (years): 13-15 (1)  
Career Record (years): 160-108 (9)  
Assistant Coach: Britney Brown  
Assistant Coach: Fred Castro  
Assistant Coach: Shane Coffey  
2011-12 Record: 13-15  
Final RPI: 168  
Letterwinners Returning/Lost: 7/5  
Starters Returning/Lost: 3/2



**CSU Bakersfield**

Sunday, Dec. 16  
2 p.m. MT | Moby Arena

**School Information**

Location: Bakersfield, Calif.  
Founded: 1970  
Enrollment: 8,000  
Nickname: Roadrunners  
Colors: Blue and Gold  
Conference: Independent  
Arena (Capacity): Icardo Center (3,880)  
President: Dr. Horace Mitchell  
Athletic Director: Jeff Konya

**Media Relations**

WBB Contact: Matt Turk  
Office: 661/654-3071  
Cell: 515/240-0483  
E-mail: sid@csub.edu  
Web site: www.GoRunners.com

**Team Information**

Head Coach: Greg McCall  
Record at School (years): 7-22 (1)  
Career Record (years): 7-22 (1)  
Assistant Coach: Tasha Burnett  
Assistant Coach: Zach Grasmick  
Assistant Coach: Unique Anderson  
2011-12 Record: 7-22  
Final RPI: 276  
Letterwinners Returning/Lost: 8/3  
Starters Returning/Lost: 3/2



**Denver**

Thursday, Dec. 20  
7 p.m. MT | Moby Arena

**School Information**

Location: Denver, Colo.  
Founded: 1864  
Enrollment: 11,797  
Nickname: Pioneers  
Colors: Crimson and Gold  
Conference: Western Athletic Conference  
Arena (Capacity): Magness Arena (7,200)  
Chancellor: Robert D. Coombe  
Athletic Director: Peg Bradley-Doppes

**Media Relations**

WBB Contact: Mike Kennedy  
Office: 303/871-7555  
Cell: 303/520-7001  
E-mail: michael.kennedy@du.edu  
Web site: www.denverpioneers.com

**Team Information**

Head Coach: Kerry Cremeans  
Record at School (years): 0-0 (0)  
Career Record (years): 0-0 (0)  
Assistant Coach: Seth Kushkin  
Assistant Coach: Ashley Langford  
Assistant Coach: Abby Waner  
2011-12 Record: 19-12  
2011-12 Conference (finish): 11-5 (Second/West)  
Final RPI: 130  
Letterwinners Returning/Lost: 10/2  
Starters Returning/Lost: 3/2



**Providence**

Saturday, Dec. 29  
12 p.m. MT | Bronx, N.Y.

**School Information**

Location: Providence, R.I.  
Founded: 1917  
Enrollment: 3,582  
Nickname: Friars  
Colors: Black and White with Silver  
Conference: Big East  
Arena (Capacity): Alumni Hall/Mullaney Gym (2,620)  
President: Brian J. Shanley  
Athletic Director: Robert G. Driscoll Jr.

**Media Relations**

WBB Contact: Jennifer Rynearson  
Office: 401/865-2208  
Cell: 401/575-7370  
Press Row: 401/865-2810  
E-mail: jrynears@providence.edu  
Web site: www.Friars.com

**Team Information**

Head Coach: Susan Robinson Fruchtl  
Record at School (years): 0-0 (0)  
Career Record (years): 74-83 (5)  
Assistant Coach: Dan Durkin  
Assistant Coach: Kristeena Alexander  
Assistant Coach: Dario Hernandez  
2011-12 Record: 13-17  
2011-12 Conference: 5-11  
Final RPI: 127  
Starters Returning/Lost: 0/5



**Fordham**

Sunday, Dec. 30  
TBD | Bronx, N.Y.

**School Information**

Location: Bronx, NY.  
Founded: 1841  
Enrollment: 8,427  
Nickname: Rams  
Colors: Maroon and White  
Conference: Atlantic 10  
Arena (Capacity): Rose Hill Gym (3,200)  
President: Joseph McShane, S.J.  
Athletic Director: Charlie Elwood

**Media Relations**

WBB Contact: TBA  
Office: 718/817-4243  
Cell: TBA  
E-mail: TBA  
Web site: www.fordhamsports.com

**Team Information**

Head Coach: Stephanie Gaitley  
Record at School (years): 12-18 (1)  
Career Record (years): 476-288 (26)  
Associate Head Coach: Angelika Szumilo  
Assistant Coach: Salee Johnson-Edwards  
Assistant Coach: Laura Forbes  
2011-12 Record: 12-18  
2011-12 Conference (finish): 3-11 (12th)  
Letterwinners Returning/Lost: 10/5  
Starters Returning/Lost: 4/1



**Lafayette**

Sunday, Dec. 30  
TBD | Bronx, N.Y.

**School Information**

Location: Easton, Pa.  
Founded: 1826  
Enrollment: 2,406  
Nickname: Leopards  
Colors: Maroon and White  
Conference: Patriot League  
Arena (Capacity): Allan P. Kirby Sports Center (3,500)  
President: Daniel H. Weiss  
Athletic Director: Bruce McCutcheon

**Media Relations**

WBB Contact: Brian Lundrof  
Office: 610/330-5518  
Cell: 610/844-3893  
E-mail: ludrof@lafayette.edu  
Web site: GoLeopards.com

**Team Information**

Head Coach: Dianne Nolan  
Record at School (years): 19-41 (2)  
Career Record (years): 547-476 (35)  
Assistant Coach: Kim Foley  
Assistant Coach: ShireyII Moore  
Assistant Coach: Kim Benton  
2011-12 Record: 8-22  
2011-12 Conference (finish): 2-12 (Eighth)  
Letterwinners Returning/Lost: 9/2  
Starters Returning/Lost: 4/1



**South Dakota Tech**

Friday, Jan. 4  
7 p.m. MT | Moby Arena

**School Information**

Location: Rapid City, S.D.  
Founded: 1885  
Enrollment: 2,100  
Nickname: Lady Hardrockers  
Colors: Vegas Gold and Navy Blue  
Conference: Independant  
Arena (Capacity): Goodell Gymnasium (3,000)  
President: Dr. Robert Wharton  
Athletic Director: Dr. Dick Kaiser

**Media Relations**

WBB Contact: Brad Blume  
Office: 605/394-2355  
E-mail: bradley.blume@sdsmt.edu  
Web site: gorockers.com

**Team Information**

Head Coach: Barb Felderman  
Record at School: 458-386 (31)  
Career Record (years): 458-386 (31)  
Assistant Coach: Gabe Zeigler  
2011-12 Record: 16-10  
2011-12 Conference: N/A  
Starters Returning/Lost: 3/2



**San Diego State**

Sunday, Jan. 13 | 2 p.m. MT | Moby Arena  
 Wednesday, Feb. 13 | 8 p.m. MT | San Diego, Calif.



Beth Burns



Courtney Clements

**Air Force**

Wednesday, Jan. 16 | 7 p.m. MT | Colorado Springs, Colo.  
 Saturday, Feb. 16 | 2 p.m. MT | Moby Arena



Andrea Williams



Dymond James

**School Information**

Location: San Diego, Calif.  
 Founded: 1897  
 Enrollment: 28,591  
 Nickname: Aztecs  
 Colors: Scarlet and Black  
 Conference: Mountain West  
 Arena (Capacity): Viejas Arena at Aztec Bowl (12,414)  
 President: Dr. Elliot Hirshman  
 Athletic Director: Jim Sterk  
 SWA: Jenny Bramer

**Media Relations**

WBB Contact: Darin Wong  
 Office: 619/594-5548  
 E-mail: dwong@mail.sdsu.edu  
 Press Row: 619/265-5853  
 Web site: www.goaztecs.com

**Coaching Staff**

Head Coach: Beth Burns  
 Record at School (years): 268-177 (15)  
 Career Record (years): 349-244 (20)  
 Associate Head Coach: Jualeah Woods  
 Assistant Coach: Tammi Reiss  
 Assistant Coach: Adam Barrett

**Team Information**

2011-12 Record: 25-7  
 2011-12 Conference (finish): 12-2 (1st)  
 2012 Postseason: NCAA First Round  
 Final RPI Rank: 94  
 Letterwinners Returning/Lost: 9/4  
 Starters Returning/Lost: 4/1

**Key Returners 2011-12 Stats**

Courtney Clements, 6-0, Sr., G 17.4 ppg, 5.3 rpg  
 Chelsea Hopkins, 5-8, Sr., G 10.7 ppg, 6.5 apg

**CSU vs. San Diego State**

Overall: 18-25  
 In Fort Collins: 11-9  
 In San Diego: 5-15  
 Neutral: 2-1

**2012-13 Schedule**

Nov. 6 ..... Cal Lutheran (Exh.)  
 Nov. 10 ..... at UCLA  
 Nov. 14 ..... UC Irvine  
 Nov. 18 ..... CS Dominguez Hills  
 Nov. 23 ..... !vs. Auburn  
 Nov. 24 ..... !TBD  
 Nov. 30 ..... USC  
 Dec. 5 ..... at Washington  
 Dec. 8 ..... at San Diego  
 Dec. 16 ..... at Cal Poly  
 Dec. 19 ..... Fresno Pacific  
 Dec. 28 ..... ^SMU  
 Dec. 30 ..... ^TBD  
 Jan. 2 ..... Savannah State  
 Jan. 9 ..... \*Fresno State  
 Jan. 13 ..... \*at Colorado State/CBSSN  
 Jan. 16 ..... \*at UNLV  
 Jan. 19 ..... \*Wyoming  
 Jan. 23 ..... \*Nevada  
 Jan. 26 ..... \*at New Mexico  
 Feb. 2 ..... \*Air Force  
 Feb. 6 ..... \*at Boise State  
 Feb. 9 ..... \*at Fresno State/CBSSN  
 Feb. 13 ..... \*Colorado State  
 Feb. 17 ..... \*UNLV/CBSSN  
 Feb. 20 ..... \*at Wyoming  
 Feb. 23 ..... \*at Nevada  
 Feb. 27 ..... \*New Mexico  
 March 6 ..... \*at Air Force  
 March 9 ..... \*Boise State  
 March 12-16 ..... # TBD

! - Omni Hotels Classic, Boulder, Colo.

^ - Surf 'N Slam San Diego, Calif.

\* - Mountain West Opponent

# - MW Championships, Las Vegas, Nev.

**School Information**

Location: USAF Academy, Colo.  
 Founded: 1954  
 Enrollment: 4,000  
 Nickname: Falcons  
 Colors: Blue and Silver  
 Conference: Mountain West  
 Arena (Capacity): Clune Arena (5,858)  
 President: Lt. Gen. Michael C. Gould  
 Athletic Director: Dr. Hans J. Mueh  
 SWA: Marti Gasser

**Media Relations**

WBB Contact: Melissa McKeown  
 Office: 719/333-9025  
 Cell: 719/331-8321  
 E-mail: melissa.mckeown@usafa.edu  
 Fax: 719/333-3798  
 Press Row: 719/333-6467  
 Web site: www.GoAirForceFalcons.com

**Coaching Staff**

Head Coach: Andrea Williams  
 Record at School (years): 15-46 (2)  
 Career Record (years): 27-81 (4)  
 Assistant Coach: Yolisha Jackson  
 Assistant Coach: Shay Robinson  
 Assistant Coach: Stephanie Schueler

**Team Information**

2011-12 Record: 6-24  
 2011-12 Conference (finish): 1-13 (9th)  
 2012 Postseason: N/A  
 Final RPI Rank: 302  
 Letterwinners Returning/Lost: 11/7  
 Starters Returning/Lost: 4/1

**Key Returners 2011-12 Stats**

Dymond James, 5-10, Sr., F 12.4 ppg, 6.3 rpg  
 Alicia Leipprandt, 5-9, Sr., G 12.7 ppg, 4.9 rpg, 1.6 apg

**CSU vs. Air Force**

Overall: 36-11  
 In Fort Collins: 19-3  
 In Colorado Springs: 17-6  
 Neutral: 2-2

**2012-13 Schedule**

Nov. 5 ..... Chadron State  
 Nov. 9 ..... at Northern Colorado  
 Nov. 12 ..... at Longwood  
 Nov. 17 ..... Idaho State  
 Nov. 23 ..... Army  
 Nov. 26 ..... Navy  
 Nov. 30 ..... ^UMKC  
 Dec. 1 ..... ^San Diego  
 Dec. 4 ..... ^at North Dakota  
 Dec. 8 ..... ^at Denver  
 Dec. 13 ..... CSU Bakersfield  
 Dec. 29 ..... at Iowa State  
 Dec. 30 ..... Penn  
 Jan. 2 ..... Utah Valley  
 Jan. 9 ..... at Nevada  
 Jan. 12 ..... \*UNLV  
 Jan. 16 ..... \*at Colorado State  
 Jan. 19 ..... \*at Boise State  
 Jan. 26 ..... \*Wyoming  
 Jan. 30 ..... \*Fresno State  
 Feb. 2 ..... \*at San Diego State  
 Feb. 6 ..... \*New Mexico  
 Feb. 9 ..... \*Nevada  
 Feb. 13 ..... \*at UNLV  
 Feb. 16 ..... \*at Colorado State  
 Feb. 20 ..... \*Boise State  
 Feb. 27 ..... \*at Wyoming  
 Mar. 2 ..... \*Fresno State  
 Mar. 6 ..... \*San Diego State  
 Mar. 9 ..... \*at New Mexico  
 March 12-16 ..... #MW Championship

^ - Air Force Classic Colorado Springs, Colo.

\* - Mountain West Opponent

# - MW Championships, Las Vegas, Nev.





# OPPONENT INFORMATION

## UNLV

Sunday, Jan. 20 | 2 p.m. MT | Las Vegas, Nev.  
Wednesday, Feb. 20 | 7 p.m. MT | Moby Arena



Kathy Oliver



Kelli Thompson

### School Information

Location: Las Vegas, Nev.  
Founded: 1957  
Enrollment: 27,500  
Nickname: Lady Rebels  
Colors: Scarlet and Gray  
Conference: Mountain West  
Arena (Capacity): Cox Pavilion (2,500)  
President: Neal Smatresk  
Athletic Director: Jim Livengood  
SWA: Lisa A. Kelleher

### Media Relations

WBB Contact: Mark Wasik  
Office: 702/895-3207  
Cell: 702/528-0289  
E-mail: mark.wasik@unlv.edu  
Press Row: 702/895-3005  
Web site: www.unlvrebels.com

### Coaching Staff

Head Coach: Kathy Oliver  
Record at School (years): 60-66 (4)  
Career Record (years): 292-274 (20)  
Associate Head Coach: Caitlin Collier  
Assistant Coach: Nikki Blue  
Assistant Coach: Kalee Whipple

### Team Information

2011-12 Record: 22-10  
2011-12 Conference: 10-4  
2012 Postseason: WNIT First Round  
Final RPI Rank: 123  
Letterwinners Returning/Lost: 7/4  
Starters Returning/Lost: 2/3

### Key Returners 2011-12 Stats

Kelli Thompson, 6-0, Sr., G 14.3 ppg, 3.3 rpg, 3.2 apg  
Mia Bell, 5-6, Sr., G 9.2 ppg, 8.14.0 apg

### CSU vs. UNLV

Overall: 21-15  
In Fort Collins: 12-5  
In Las Vegas: 9-10  
Neutral: 0-0

## 2012-13 Schedule

Nov. 5.....Dixie State-Exh.  
Nov. 9.....UC Santa Barbara/UNLV TV  
Nov. 13.....Arizona/UNLV TV  
Nov. 17.....!vs. Maine  
Nov. 18.....!TBD  
Nov. 24.....^Montana  
Nov. 25.....^TBD  
Dec. 1.....\$vs. Dayton  
Dec. 2.....\$TBD  
Dec. 8.....at UTSA  
Dec. 19.....%Old Dominion  
Dec. 20.....%TBD  
Dec. 21.....%TBD  
Dec. 29.....at UC Riverside  
Dec. 31.....at Santa Clara  
Jan. 9.....\*New Mexico  
Jan. 12.....\*at Air Force  
Jan. 16.....\*San Diego State  
Jan. 20.....\*Colorado State/CBSSN  
Jan. 23.....\*at Wyoming  
Jan. 30.....\*at Nevada  
Feb. 2.....\*Boise State  
Feb. 6.....\*Fresno State  
Feb. 9.....\*at New Mexico  
Feb. 13.....\*Air Force  
Feb. 17...\*at San Diego State/CBSSN  
Feb. 20.....\*at Colorado State  
Feb. 23.....\*Wyoming  
March 2.....\*Nevada  
March 6.....\*at Boise State  
March 9.....\*at Fresno State  
March 12-16.....#TBD

! - Subway Classic, Minneapolis, Minn.  
^ - Lady Rebel Roundup, Las Vegas, Nev.  
\$ - ASU Classic, Tempe, Ariz.  
% - World Vision Classic, Las Vegas, Nev.  
\* - Mountain West Opponent  
# - MW Championships, Las Vegas, Nev.

## New Mexico

Wednesday, Jan. 23 | 7 p.m. MT | Moby Arena  
Saturday, Feb. 23 | 6 p.m. MT | Albuquerque, N.M.



Yvonne Sanchez



Caroline Durbin

### School Information

Location: Albuquerque, N.M.  
Founded: 1889  
Enrollment: 28,500  
Nickname: Lobos  
Colors: Cherry and Silver  
Conference: Mountain West  
Arena (Capacity): The Pit/Bob King Court (17,126)  
President: Dr. Robert Frank  
Athletic Director: Paul Krebs  
SWA: Janice Ruggiero

### Media Relations

WBB Contact: Matt Ensor  
Office: 505/925-5520  
Cell: 541/513-6627  
E-mail: mensor@unm.edu  
Press Row: 505/925-5988  
Web site: www.golobos.com

### Coaching Staff

Head Coach: Yvonne Sanchez  
Record at School (years): 11-20 (2)  
Career Record (years): 11-20 (2)  
Assistant Coach: Anthony Turner  
Assistant Coach: Josph Anders  
Assistant Coach: Edwina Brown

### Team Information

2011-12 Record: 11-20  
2011-12 Conference: 3-11  
2012 Postseason: N/A  
Final RPI Rank: 280  
Letterwinners Returning/Lost: 8/4  
Starters Returning/Lost: 3/2

### Key Returners 2011-12 Stats

Caroline Durbin, 6-0, Sr., G 15.0 ppg, 3.8 rpg  
Jourdan Erskine, 6-0, Sr., F 4.8 ppg, 6.1 rpg

### CSU vs. New Mexico

Overall: 30-37  
In Fort Collins: 19-10  
In Albuquerque: 10-21  
Neutral: 1-6

## 2012-13 Schedule

Oct. 30 .....vs. Northern New Mexico  
Nov. 3 .....vs. Eastern New Mexico  
Nov. 9 .....vs. Northern Arizona  
Nov. 15 .....vs. Texas Tech  
Nov. 18 .....vs. Houston Baptist  
Nov. 20 .....vs. New Mexico State  
Nov. 23 .....!vs. North Texas  
Nov. 24 .....!vs. Georgia/ St. Bonaventure  
Nov. 27 .....vs. Weber State  
Nov. 30 .....at Houston  
Dec. 4 .....vs. Cal State Fullerton  
Dec. 8 .....vs. Arizona  
Dec. 18 .....at New Mexico State  
Dec. 20 .....at UTEP  
Dec. 29 .....at Colorado  
Jan. 9 .....\*at UNLV  
Jan. 12 .....\*at Fresno State  
Jan. 16 .....\*vs. Boise State  
Jan. 23 .....\*at Colorado State  
Jan. 26 .....\*vs. San Diego State  
Jan. 30 .....\*vs. Wyoming  
Feb. 2 .....\*at Nevada  
Feb. 6 .....\*at Air Force  
Feb. 9 .....\*vs. UNLV  
Feb. 13 .....\*vs. Fresno State  
Feb. 16 .....\*at Boise State  
Feb. 23 .....\*vs. Colorado State  
Feb. 27 .....\*at San Diego State  
Mar. 2 .....\*at Wyoming  
Mar. 6 .....\*vs. Nevada  
Mar. 9 .....\*vs. Air Force  
March 12-16 .....#TBD

! - Thanksgiving Tournament, Albuquerque, N.M.  
\* - Mountain West Opponent  
# - MW Championships, Las Vegas, Nev.

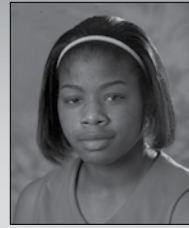


**Fresno State**

Sunday, Jan. 27 | 2 p.m. MT | Moby Arena  
 Wednesday, Feb. 27 | 8 p.m. MT | Fresno, Calif.



Raegan Pebley



Ki-Ki Moore

**School Information**

Location: Fresno, Calif.  
 Founded: 1911  
 Enrollment: 21,389  
 Nickname: Bulldogs  
 Colors: Red and Blue  
 Conference: Mountain West  
 Arena (Capacity): Save Mart Center (15,596)  
 President: Dr. John D. Welty  
 Athletic Director: Thomas C. Boeh  
 SWA: Betsy Mosher

**Media Relations**

WBB Contact: Jason Clay  
 Office: 559/278-6577  
 Cell: 559/287-3304  
 E-mail: jaclay@csufresno.edu  
 Press Row: 559/347-3699  
 Web site: GoBulldogs.com

**Coaching Staff**

Head Coach: Raegan Pebley  
 Record at School (years): 0-0 (0)  
 Career Record (years): 110-155 (9)  
 Assistant Coach: Ron Stewart  
 Assistant Coach: Hanna Howard  
 Assistant Coach: Danyelle Snelgro

**Team Information**

2011-12 Record: 28-6  
 2011-12 Conference: 13-1 (1st)  
 2012 Postseason: NCAA First Round  
 Final RPI Rank: 68  
 Letterwinners Returning/Lost: 7/2  
 Starters Returning/Lost: 4/1

**Key Returners 2011-12 Stats**

Ki-Ki Moore, 5-8, Jr., G 16.8 ppg, 7.2 rpg  
 Rosie Moutt, 6-1, Sr., G/F 13.1 ppg, 5.6 rpg

**CSU vs. Fresno State**

Overall: 8-2  
 In Fort Collins: 3-2  
 In Fresno: 5-0  
 Neutral: 0-0

**2012-13 Schedule**

Oct. 30 ..... Fresno Pacific (Exh.)  
 Nov. 9 ..... at Stanford  
 Nov. 12 ..... Cal Maritime  
 Nov. 20 ..... Grambling  
 Nov. 28 ..... at Pacific  
 Nov. 30 ..... Washington State  
 Dec. 2 ..... Texas-Arlington  
 Dec. 5 ..... USC  
 Dec. 8 ..... Cal State Northridge  
 Dec. 14 ..... at Portland  
 Dec. 16 ..... at Oregon  
 Dec. 21 ..... at San Francisco  
 Dec. 29 ..... at Santa Clara  
 Jan. 3 ..... at CSU Bakersfield  
 Jan. 9 ..... \*at San Diego State  
 Jan. 12 ..... \*New Mexico  
 Jan. 16 ..... \*at Wyoming  
 Jan. 19 ..... \*at Nevada  
 Jan. 23 ..... \*Boise State  
 Jan. 27 ..... \*at Colorado State/CBSSN  
 Jan. 30 ..... \*Air Force  
 Feb. 6 ..... \*at UNLV  
 Feb. 9 ..... \*San Diego State/CBSSN  
 Feb. 13 ..... \*at New Mexico  
 Feb. 16 ..... \*Wyoming  
 Feb. 20 ..... \*Nevada  
 Feb. 23 ..... \*at Boise State  
 Feb. 27 ..... \*Colorado State  
 March 2 ..... \*at Air Force  
 March 9 ..... \*UNLV  
 March 12-16 ..... #TBD


\* - Mountain West Opponent  
 # - MW Championships,  
 Las Vegas, Nev.

**Boise State**

Wednesday, Jan. 30 | 7 p.m. MT | Boise, Idaho  
 Saturday, March 2 | 2 p.m. MT | Moby Arena



Gordy Presnell



Lauren Lenhardt

**School Information**

Location: Boise, Idaho  
 Founded: 1932  
 Enrollment: 19,993  
 Nickname: Broncos  
 Colors: Blue (royal) and Orange  
 Conference: Mountain West  
 Arena (Capacity): Taco Bell Arena (12,400)  
 President: Dr. Robert W. Kustra  
 Athletic Director: Curt Apsey  
 SWA: Christina Van Tol

**Media Relations**

WBB Contact: Doug Link  
 Office: 208/426-1027  
 Cell: 208/861-2796  
 E-mail: DLink@BoiseState.edu  
 Press Row: 208/861-2796  
 Web site: BroncoSports.com

**Coaching Staff**

Head Coach: Gordy Presnell  
 Record at School (years): 110-78 (6)  
 Career Record (years): 506-205 (24)  
 Assistant Coach: Heather Sower  
 Assistant Coach: Calamity McEntire  
 Assistant Coach: Ben Finkbeiner

**Team Information**

2011-12 Record: 15-16  
 2011-12 Conference (finish): 5-9 (6th)  
 2012 Post Season: N/A  
 Final RPI Rank: 247  
 Letterwinners Returning/Lost: 6/6  
 Starters Returning/Lost: 2/3

**Key Returners 2011-12 Stats**

Lauren Lenhardt, 6-2, Sr., F 14.0 ppg, 6.1 rpg  
 Kinzi Poteet, 6-1, Sr., F 6.7 ppg, 6.5 rpg

**CSU vs. Boise State**

Overall: 2-3  
 In Fort Collins: 1-1  
 In Boise: 1-1  
 Neutral: 0-1

**2012-13 Schedule**

Nov. 2 ..... Lewis-Clark State (Exh.)  
 Nov. 9 ..... at Utah Valley  
 Nov. 13 ..... North Dakota State  
 Nov. 15 ..... at Weber State  
 Nov. 20 ..... Idaho State  
 Nov. 24 ..... at San Francisco  
 Nov. 30 ..... !vs. San Diego  
 Dec. 1 ..... !vs. UMKC  
 Dec. 7 ..... Eastern Washington  
 Dec. 9 ..... Carroll College  
 Dec. 16 ..... Portland  
 Dec. 22 ..... South Dakota  
 Dec. 30 ..... at Syracuse  
 Jan. 2 ..... College of Idaho  
 Jan. 9 ..... \*Wyoming  
 Jan. 16 ..... \*at New Mexico  
 Jan. 19 ..... \*Air Force  
 Jan. 23 ..... \*at Fresno State  
 Jan. 26 ..... \*Nevada  
 Jan. 30 ..... \*Colorado State  
 Feb. 2 ..... \*at UNLV  
 Feb. 6 ..... \*San Diego State  
 Feb. 9 ..... \*at Wyoming  
 Feb. 16 ..... \*New Mexico  
 Feb. 20 ..... \*at Air Force  
 Feb. 23 ..... \*Fresno State  
 Feb. 27 ..... \*at Nevada  
 March 2 ..... \*at Colorado State  
 March 6 ..... \*UNLV  
 March 9 ..... \*at San Diego State  
 March 12-16 ..... #TBD

! - Air Force Classic,  
 Colorado Springs, Colo.  
 \* - Mountain West Opponent  
 # - MW Championships,  
 Las Vegas, Nev.





## OPONENT INFORMATION

### Wyoming

Saturday, Feb. 2 | 2 p.m. MT | Laramie, Wyo.

Wednesday, March 6 | 7 p.m. MT | Moby Arena



Joe Legerski



Chaundra Sewell

#### School Information

Location:	Laramie, Wyoming
Founded:	1886
Enrollment:	13,476
Nickname:	Cowgirls
Colors:	Brown and Gold
Conference:	Mountain West
Arena (Capacity):	Arena Auditorium (15,028)
President:	Dr. Tom Buchanan
Athletic Director:	Tom Burman
SWA:	Molly Moore

#### Media Relations

WBB Contact:	Amy Dambro
Office:	307/766-2269 or 2256
Cell:	307/760-1736
E-mail:	montross@uwyo.edu
Press Row:	307/766-2222
Web site:	www.wyomingathletics.com

#### Coaching Staff

Head Coach:	Joe Legerski
Record at School (years):	172-107 (9)
Career Record (years):	172-107 (9)
Associate Head Coach:	Gerald Mattinson
Assistant Coach:	Katie Kern
Assistant Coach:	Mike Petrino

#### Team Information

2011-12 Record:	12-17
2011-12 Conference:	7-7 (Fifth)
2012 Postseason:	N/A
Final RPI Rank:	227
Letterwinners Returning/Lost:	10/0
Starters Returning/Lost:	5/0

#### Key Returners 2011-12 Stats

Chaundra Sewell, 6-1, Sr., F	13.7 ppg, 8.8 rpg
Ashley Sickles, 6-1, Sr., F	11.3 ppg, 6.0 rpg

#### CSU vs. Wyoming

Overall:	42-41
In Fort Collins:	22-17
In Laramie:	16-22
Neutral:	4-2

#### 2012-13 Schedule

Oct. 29	.....Dakota
Nov. 5	.....Regis
Nov. 9	.....Idaho
Nov. 16	.....Denver
Nov. 23	.....!vs. Seton Hall
Nov. 24	.....!TBD
Nov. 28	.....at Colorado
Dec. 1	.....Eastern Michigan
Dec. 6	.....at Montana
Dec. 8	.....at Montana State
Dec. 14	.....Weber State
Dec. 16	.....at Bowling Green
Dec. 18	.....at Ball State
Dec. 29	.....Loyola Marymount
Jan. 3	.....South Dakota Tech
Jan. 9	.....*at Boise State
Jan. 12	.....*Nevada
Jan. 16	.....*Fresno State
Jan. 19	.....*at San Diego State
Jan. 23	.....*UNLV
Jan. 26	.....*at Air Force
Jan. 30	.....*at New Mexico
Feb. 2	.....*Colorado State
Feb. 9	.....*Boise State
Feb. 13	.....*at Nevada
Feb. 16	.....*at Fresno State
F3b. 20	.....*San Diego State
Feb. 23	.....*at UNLV
Feb. 27	.....*Air Force
March 2	.....*New Mexico
March 6	.....*at Colorado State
March 12-16	.....#TBD

! - Pepperdine Tournament  
Mailbu, Calif.

\* - Mountain West Opponent

# - MW Championships,  
Las Vegas, Nev.

### Nevada

Wednesday, Feb. 6 | 7 p.m. MT | Moby Arena

Saturday, March 9 | 5 p.m. MT | Reno, Nev.



Jane Albright



Chanelle Brennan

#### School Information

Location:	Reno, Nev.
Founded:	1874
Enrollment:	18,000
Nickname:	Wolf Pack
Colors:	Navy Blue and Silver
Conference:	Mountain West
Arena (Capacity):	Lawlor Events Center (11,536)
President:	Dr. Marc Johnson
Athletic Director:	Cary Groth
SWA:	Rhonda Lundin

#### Media Relations

WBB Contact:	Darron Pinkney
Office:	775/682-6963
Cell:	909/503-3799
E-mail:	dpinkney@unr.edu
Press Row:	775/784-4404
Web site:	NevadaWolfPack.com

#### Coaching Staff

Head Coach:	Jane Albright
Record at School (years):	64-64 (4)
Career Record (years):	461-376 (28)
Assistant Coach:	Camille Williams
Assistant Coach:	Kami Malnaa
Assistant Coach:	Jacie Hoyt

#### Team Information

2011-12 Record:	7-23
2011-12 Conference (finish):	4-12 (7th WAC)
2012 Postseason:	N/A
Final RPI Rank:	312
Letterwinners Returning/Lost:	9/4
Starters Returning/Lost:	2/3

#### Key Returners 2011-12 Stats

Chanelle Brennan, 5-11, Sr., G	10.1 ppg, 4.4 rpg
Danika Sharp, 5-9, Jr., G	8.7 ppg, 3.4 apg

#### CSU vs. Nevada

Overall:	3-1
In Fort Collins:	1-0
In Reno:	2-1
Neutral:	0-0

#### 2012-13 Schedule

Nov. 4	.....San Francisco State (Exh.)
Nov. 9	.....Cal State Fullerton
Nov. 15	.....at Pacific
Nov. 17	.....at UC Irvine
Nov. 23	.....!Cleveland State
Nov. 24	.....!TBD
Dec. 2	.....Cal Poly
Dec. 7	.....at Portland
Dec. 9	.....at Oregon
Dec. 12	.....Cal State
Dec. 21	.....^vs. TBD
Dec. 22	.....^vs. TBD
Dec. 31	.....at Wake Forest
Jan. 5	.....CSU Bakersfield
Jan. 9	.....*Air Force
Jan. 12	.....*at Wyoming
Jan. 19	.....*Fresno State
Jan. 23	.....*at San Diego State
Jan. 26	.....*at Boise State
Jan. 30	.....*UNLV
Feb. 2	.....*New Mexico
Feb. 6	.....*at Colorado State
Feb. 9	.....*at Air Force
Feb. 13	.....*Wyoming
Feb. 20	.....*at Fresno State
Feb. 23	.....*San Diego State
Feb. 27	.....*Boise State
March 2	.....*at UNLV
March 6	.....*at New Mexico
March 9	.....*Colorado State
March 12-16	.....#TBD

! - John Ascuaga's Nugget Classic,  
Reno, Nev.

^ - Cancun Caribbean Challenge,  
Cancun, Mexico

\* - Mountain West Opponent

# - MW Championships,  
Las Vegas, Nev.



Team	All	H	A	N	Team	All	H	A	N	Team	All	H	A	N	Team	All	H	A	N
<b>Air Force</b>	<b>37-11</b>	<b>19-3</b>	<b>17-6</b>	<b>1-2</b>	Furman	1-0	1-0	0-0	0-0	<b>Northern Colorado</b>	<b>19-11</b>	<b>12-3</b>	<b>6-8</b>	<b>1-0</b>	Stanford	0-1	0-0	0-1	0-0
Akron	1-0	1-0	0-0	0-0	George Washington	0-2	0-1	0-1	0-0	Northern Iowa	2-5	1-2	0-3	1-0	Stephen F. Austin	2-1	1-0	1-0	0-1
Alabama	0-1	0-0	0-0	0-1	Georgia Southern	1-0	0-0	0-0	1-0	Northwestern State	2-0	1-0	0-0	1-0	Stony Brook	1-0	1-0	0-0	0-0
Arizona	2-6	2-3	0-3	0-0	Georgia State	1-0	1-0	0-0	0-0	Notre Dame	1-3	1-1	0-2	0-0	Tennessee Tech	1-0	0-0	0-0	1-0
Arizona State	2-8	2-3	0-4	0-1	Graceland	1-0	0-0	0-0	1-0	Oakland	1-1	1-0	0-1	0-0	Tennessee-Martin	1-0	1-0	0-0	0-0
Austin Peay State	1-0	0-0	0-0	1-0	Hawai'i	3-0	2-0	1-0	0-0	Ohio	1-1	0-0	0-0	1-1	Texas A&M	0-1	0-1	0-0	0-0
Baylor	2-2	2-1	0-1	0-0	Holy Cross	1-0	0-0	1-0	0-0	Ohio State	0-1	0-0	0-0	0-1	Texas A&M C.C.	1-1	1-0	0-1	0-0
Biola	1-0	0-0	0-0	1-0	Idaho	4-3	2-1	1-2	1-0	Oklahoma	1-1	0-1	0-0	1-0	TCU	4-13	3-6	1-7	0-0
<b>Boise State</b>	<b>2-3</b>	<b>1-1</b>	<b>1-1</b>	<b>0-1</b>	Idaho State	7-3	3-2	2-1	2-0	Oklahoma City	1-1	0-1	0-0	1-0	UTEP	17-12	10-4	6-7	1-1
Boston College	0-2	0-1	0-1	0-0	Indiana	1-1	0-0	1-0	0-1	Okl. Panhandle St.	1-0	1-0	0-0	0-0	Texas-Pan American	2-0	2-0	0-0	0-0
<b>Bowling Green</b>	<b>0-1</b>	<b>0-1</b>	<b>0-0</b>	<b>0-0</b>	Indiana State	1-0	1-0	0-0	0-0	Oklahoma State	0-2	0-1	0-1	0-0	Texas-San Antonio	2-2	1-0	1-2	0-0
BYU	22-51	14-18	6-27	2-6	Iona	1-0	1-0	0-0	0-0	Oregon	1-2	0-1	1-0	0-1	Texas Southern	2-0	2-0	0-0	0-0
Brown	1-0	1-0	0-0	0-0	Iowa	0-1	0-1	0-0	0-0	Oregon State	3-2	2-0	1-1	0-1	Texas State	3-1	3-0	0-1	0-0
Butler	1-0	0-0	0-0	1-0	IPFW	1-0	1-0	0-0	0-0	Pacific	1-1	1-0	0-1	0-0	Texas Tech	0-1	0-1	0-0	0-0
California	2-4	1-0	0-3	1-1	James Madison	1-0	0-0	0-0	1-0	Pennsylvania	2-0	2-0	0-0	0-0	<b>Toledo</b>	<b>1-1</b>	<b>1-0</b>	<b>0-1</b>	<b>0-0</b>
<b>CSU-Bakersfield</b>	<b>1-0</b>	<b>1-0</b>	<b>0-0</b>	<b>0-0</b>	Kansas State	0-1	0-0	0-1	0-0	Pepperdine	3-3	2-2	1-1	0-0	Tulane	1-2	1-0	0-1	0-1
Cal Poly	1-0	1-0	0-0	0-0	<b>Lafayette</b>	<b>0-0</b>	<b>0-0</b>	<b>0-0</b>	<b>0-0</b>	Phillips	0-2	0-0	0-0	0-2	<b>Tulsa</b>	<b>4-1</b>	<b>2-1</b>	<b>2-0</b>	<b>0-1</b>
Cal State Fullerton	1-2	1-1	0-0	0-1	LaSalle	1-0	1-0	0-0	0-0	Portland	4-1	3-0	1-1	0-0	UAB	1-0	1-0	0-0	0-0
Cal State LA	2-1	0-1	1-0	1-0	Long Beach State	3-0	3-0	0-0	0-0	Portland State	4-3	2-0	1-1	1-2	UC Irvine	3-1	1-0	1-1	1-0
Cal State Northridge	2-0	1-0	1-0	0-0	Louisville	2-1	0-0	0-1	2-0	Prairie View A&M	1-0	0-0	1-0	0-0	UCLA	0-1	0-0	0-0	0-1
Chico State	1-0	0-0	1-0	0-0	<b>Loyola Marymount</b>	<b>4-2</b>	<b>3-0</b>	<b>0-2</b>	<b>1-0</b>	<b>Providence</b>	<b>0-0</b>	<b>0-0</b>	<b>0-0</b>	<b>0-0</b>	UC Santa Barbara	1-2	1-1	0-1	0-0
<b>Colorado</b>	<b>11-31</b>	<b>9-11</b>	<b>2-20</b>	<b>0-0</b>	Marquette	1-1	0-1	1-0	0-0	Purdue	0-1	0-0	0-1	0-0	<b>UNLV</b>	<b>21-15</b>	<b>12-5</b>	<b>9-10</b>	<b>0-0</b>
Colorado College	6-0	3-0	3-0	0-0	Maryland	1-0	0-0	0-0	1-0	Radford	1-0	1-0	0-0	0-0	Utah	15-59	9-25	4-33	2-1
Colo.-Colo. Springs	1-0	1-0	0-0	0-0	Maryville-St. Louis	1-0	1-0	0-0	0-0	Regis	2-0	1-0	1-0	0-0	Utah State	10-9	6-4	3-4	1-1
Colo. Mines	4-0	2-0	2-0	0-0	Mesa College	1-0	1-0	0-0	0-0	Rhode Island	1-0	0-0	0-0	1-0	Valparaiso	1-2	1-1	0-1	0-0
Colo. State-Pueblo	9-1	6-0	3-1	0-0	Metro State	3-1	2-1	1-0	0-0	Rice	4-0	2-0	1-0	1-0	Vermont	1-0	1-0	0-0	0-0
Colo. Women's Col.	2-1	2-0	0-1	0-0	Michigan	0-2	0-1	0-1	0-0	Rocky Mtn. College	1-0	1-0	0-0	0-0	Villanova	0-1	0-0	0-0	0-1
Concordia-St. Paul	1-0	1-0	0-0	0-0	Michigan State	0-1	0-0	0-0	0-1	Rutgers	1-0	1-0	0-0	0-0	Virginia Tech	0-1	0-0	0-0	0-1
Connecticut	0-3	0-1	0-2	0-0	Minnesota	2-0	1-0	1-0	0-0	Sacramento State	3-0	2-0	1-0	0-0	Wake Forest	1-0	0-0	0-0	1-0
Creighton	3-13	3-5	0-7	0-1	Missouri	1-0	1-0	0-0	0-0	St. Bonaventure	1-0	1-0	0-0	0-0	Washington	2-0	1-0	1-0	0-0
Davidson	2-0	2-0	0-0	0-0	UMKC	2-2	2-0	0-2	0-0	St. John's	1-0	0-0	1-0	0-0	Washington State	4-0	2-0	1-0	1-0
Delaware	1-0	1-0	0-0	0-0	Missouri State	1-0	1-0	0-0	0-0	St. Mary's	2-0	1-0	1-0	0-0	Weber State	9-12	7-4	2-7	0-1
<b>Denver</b>	<b>15-8</b>	<b>10-3</b>	<b>5-5</b>	<b>0-0</b>	Montana	4-4	2-1	1-3	1-0	Sam Houston State	1-0	0-0	0-0	1-0	West Texas State	1-2	1-1	0-1	0-0
Detroit	0-1	0-0	0-1	0-0	<b>Montana State</b>	<b>5-5</b>	<b>4-1</b>	<b>1-3</b>	<b>0-1</b>	San Diego	0-2	0-1	0-1	0-0	West Virginia	1-0	1-0	0-0	0-0
Drake	1-0	0-0	0-0	1-0	Moorhead State	1-0	0-0	0-0	1-0	<b>San Diego State</b>	<b>18-25</b>	<b>11-9</b>	<b>5-15</b>	<b>2-1</b>	Western Carolina	1-1	0-1	1-0	0-0
Duke	0-1	0-0	0-1	0-0	Murray State	0-1	0-1	0-0	0-0	San Francisco	3-3	2-1	1-2	0-0	Western Illinois	1-0	1-0	0-0	0-0
Eastern Illinois	1-1	0-0	0-0	1-1	National College	0-1	0-0	0-0	0-1	San Jose State	6-1	3-0	2-1	1-0	Western Michigan	0-2	0-1	1-0	0-0
Eastern Michigan	2-0	1-0	1-0	0-0	Navy	1-0	1-0	0-0	0-0	Santa Clara	3-2	1-1	2-1	0-0	Western Oregon	1-0	0-0	0-0	1-0
Eastern Washington	1-2	1-1	0-1	0-0	Nebraska	2-0	1-0	0-0	1-0	<b>Seattle</b>	<b>0-1</b>	<b>0-0</b>	<b>0-1</b>	<b>0-0</b>	Western State	1-0	1-0	0-0	0-0
Evansville	1-0	1-0	0-0	0-0	Nebraska-Omaha	1-2	1-0	0-1	0-1	South Dakota	4-1	4-1	0-0	0-0	Western Wyoming	1-0	1-0	0-0	0-0
Florida	2-0	1-0	0-0	1-0	<b>Nevada</b>	<b>3-1</b>	<b>1-0</b>	<b>2-1</b>	<b>0-0</b>	South Dakota State	0-1	0-1	0-0	0-0	Wichita State	3-3	2-1	1-2	0-0
Florida Internat'l	0-1	0-0	0-0	0-1	<b>New Mexico</b>	<b>30-37</b>	<b>19-10</b>	<b>10-21</b>	<b>1-6</b>	<b>South Dakota Tech</b>	<b>0-0</b>	<b>0-0</b>	<b>0-0</b>	<b>0-0</b>	Winnipeg	1-0	1-0	0-0	0-0
Florida State	0-2	0-0	0-1	0-1	New Mexico State	2-22	2-9	0-13	0-0	Southern California	2-1	1-1	1-0	0-0	Winthrop	0-1	0-0	0-1	0-0
<b>Fordham</b>	<b>0-0</b>	<b>0-0</b>	<b>0-0</b>	<b>0-0</b>	North Dakota	2-0	1-0	1-0	0-0	Southern Illinois	1-0	0-0	0-0	1-0	Wisconsin	0-1	0-0	0-1	0-0
Fresno Pacific	1-0	0-0	0-0	1-0	North Texas State	1-0	0-0	0-0	1-0	SMU	4-2	1-0	1-0	2-2	Wisconsin-Green Bay	1-2	1-1	0-1	0-0
<b>Fresno State</b>	<b>8-2</b>	<b>3-2</b>	<b>5-0</b>	<b>0-0</b>	Northern Arizona	6-5	2-3	4-2	0-0	Southern Utah	3-1	2-0	0-1	1-0	<b>Wyoming</b>	<b>42-41</b>	<b>22-17</b>	<b>16-22</b>	<b>4-2</b>
															Xavier	2-0	1-0	0-0	1-0





# SERIES VS. 2012-13 OPPONENTS

Air Force			Boise State			Boulder			New Mexico		
• 37-11 Overall			• 2-3 Overall			11/26/91 L 50-77			• 0-0 Neutral		
• 19-3 in Fort Collins			• 1-1 in Fort Collins			12/10/92 L 69-90			1/30/93 W 71-65		
• 17-6 in Colorado Springs			• 1-1 in Boise			11/30/93 L 55-75			Fresno Fort Collins		
• 1-2 Neutral			• 0-1 Neutral			12/1/99 W 73-67			Fort Collins Fresno		
11/13/79 L 83-94	Fort Collins		12/18/89 L 51-54	Fort Collins		12/6/00 W 72-70	Boulder	2/25/93 W 76-60	Fresno		• 30-37 Overall
12/10/79 L 79-84	Colo. Springs		11/29/91 L 68-87	Boise		11/28/01 W 81-69	Fort Collins	2/29/94 L 51-59	Fort Collins		• 19-10 in Fort Collins
11/18/80 W 82-71	Colo. Springs		1/17/12 W 60-52	Boise		12/12/02 L 51-65	Boulder	2/4/94 W 55-53	Fresno		• 10-21 in Albuquerque
12/8/81 W 82-69	Fort Collins		2/14/12 W 67-58	Fort Collins		12/3/03 L 74-81	Fort Collins	1/26/95 L 54-57	Fort Collins		• 1-6 Neutral
2/23/82 W 75-60	Colo. Springs		3/7/12 L 68-63	Las Vegas		12/8/04 L 77-83	Boulder	2/4/95 W 49-48	Fresno		1/24/75 W 55-52
2/3/83 L 71-73	Colo. Springs					12/30/05 W 86-83	Fort Collins	2/3/96 W 83-68	Fort Collins		1/15/76 L 47-69
2/23/83 W 95-74	Fort Collins					11/29/06 L 51-56	Boulder	2/10/96 W 67-46	Fresno		2/24/77 L 69-86
1/19/85 W 71-47	Fort Collins					12/8/04 L 77-83	Boulder	2/19/97 W 66-61	Fresno		2/7/78 L 50-85
12/4/85 L 68-71	Colo. Springs					11/1/07 L 47-82	Fort Collins	2/27/97 W 73-62	Fort Collins		2/9/79 L 49-78
12/2/86 W 76-59	Fort Collins					12/1/07 L 47-82	Fort Collins				1/12/80 L 61-79
1/31/87 W 76-73	Colo. Springs					11/19/08 L 63-93	Boulder				2/8/80 L 65-81
11/27/90 L 66-75	Colo. Springs					12/11/09 W 69-61	Fort Collins				2/14/81 W 66-61
1/4/92 W 71-68	Fort Collins					12/8/10 L 49-73	Boulder				2/24/81 W 66-58
1/2/97 W 64-55	Colo. Springs					11/20/11 L 53-72	Fort Collins				1/28/82 W 83-58
2/1/97 W 61-46	Fort Collins										2/13/82 L 54-57
1/1/98 W 97-59	Fort Collins										2/12/83 W 70-57
1/31/98 W 97-46	Colo. Springs										3/10/83 L 61-68
1/28/99 W 97-32	Fort Collins										12/4/83 L 64-95
2/27/99 W 97-70	Colo. Springs										2/9/84 W 64-54
1/26/00 W 91-73	Fort Collins										3/10/84 L 54-68
2/24/00 W 67-45	Colo. Springs										2/9/85 W 70-56
1/25/01 W 88-53	Fort Collins										3/7/85 L 65-71
2/24/01 W 73-44	Colo. Springs										2/8/86 W 75-60
2/2/02 W 63-55	Colo. Springs										1/6/89 W 55-45
2/27/02 W 84-40	Fort Collins										1/2/91 L 56-69
3/6/02 W 79-68	Las Vegas										12/13/92 W 82-70
1/25/03 W 89-49	Fort Collins										1/4/02 W 71-57
2/20/03 W 62-41	Colo. Springs										1/3/04 W 54-42
2/7/04 W 83-46	Fort Collins										
3/4/04 W 75-58	Colo. Springs										
2/3/05 W 63-42	Colo. Springs										
3/5/05 W 75-40	Fort Collins										
2/2/06 L 60-76	Fort Collins										
3/4/06 L 65-79	Colo. Springs										
1/4/07 W 65-56	Colo. Springs										
2/4/07 W 61-49	Fort Collins										
3/6/07 L 46-47	Las Vegas										
1/23/08 L 43-56	Fort Collins										
2/24/08 L 53-62	Colo. Springs										
1/20/09 W 55-50	Colo. Springs										
2/21/09 W 65-54	Fort Collins										
1/9/10 W 74-68	Colo. Springs										
2/9/10 W 80-46	Fort Collins										
1/25/11 W 64-58	Colo. Springs										
2/26/11 W 70-49	Fort Collins										
3/8/11 L 63-66	Las Vegas										
1/11/12 W 73-39	Fort Collins										
2/4/12 W 77-39	Colo. Springs										



2/5/05	L	49-75	Albuquerque	<b>Providence</b>				<b>Seattle</b>	1/22/04	L	87-92	Las Vegas	2/3/90	L	54-63	Fort Collins			
3/3/05	L	63-71	Fort Collins	• 0-0 Overall				• 0-1 Overall	2/21/04	W	79-65	Fort Collins	2/17/90	L	76-81 (ot)	Laramie			
1/7/06	L	57-73	Fort Collins	• 0-0 in Fort Collins				• 0-0 in Fort Collins	1/22/05	W	69-66	Fort Collins	3/8/90	L	65-78	Salt Lake City			
2/8/06	L	51-85	Albuquerque	• 0-0 in Providence				• 0-1 in Seattle	2/17/05	L	58-71	Las Vegas	1/19/91	L	52-70	Laramie			
1/13/07	L	42-73	Fort Collins	• 0-0 Neutral				• 0-0 Neutral	1/18/06	L	62-67	Fort Collins	2/16/91	L	64-71	Fort Collins			
2/14/07	L	66-77	Albuquerque					1/8/12	L	43-61	Seattle	2/18/06	L	57-74	Las Vegas	2/1/92	L	60-78	Fort Collins
2/6/08	L	47-74	Fort Collins	<b>San Diego State</b>					2/1/07	L	57-46	Las Vegas	2/29/92	L	57-117	Laramie			
3/8/08	L	45-76	Albuquerque	• 18-25 Overall				<b>South Dakota Tech</b>	3/3/07	L	63-58	Fort Collins	1/16/93	L	69-83	Laramie			
3/14/08	L	41-65	Las Vegas	• 11-9 in Fort Collins				• 0-0 Overall	1/9/08	L	55-57	Las Vegas	2/13/93	W	70-58	Fort Collins			
1/28/09	L	68-76	Fort Collins	• 5-15 in San Diego				• 0-0 in Fort Collins	2/9/08	L	68-76	Fort Collins	2/19/94	L	48-82	Laramie			
2/28/09	L	56-78	Albuquerque	• 2-1 Neutral				• 0-0 in Rapid City	3/11/08	W	68-49	Las Vegas	3/5/94	L	67-70 (ot)	Fort Collins			
3/11/09	L	48-62	Las Vegas	1/31/91	L	50-73	San Diego	• 0-0 in Neutral	1/14/09	W	70-69	Las Vegas	1/20/95	W	59-52	Fort Collins			
1/23/10	W	67-60	Fort Collins	2/28/91	W	73-69 (ot)	Fort Collins		2/14/09	W	85-55	Fort Collins	3/2/95	L	61-71	Laramie			
2/24/10	L	50-65	Albuquerque	1/25/92	L	62-101	San Diego	<b>Toledo</b>	1/20/10	W	66-65 (ot)	Las Vegas	1/20/96	W	83-66	Laramie			
3/9/10	L	54-67	Las Vegas	2/20/92	L	74-82	Fort Collins	• 1-1 Overall	2/20/10	W	65-49	Fort Collins	3/3/96	W	76-59	Fort Collins			
1/12/11	W	71-60	Fort Collins	1/28/93	L	59-82	San Diego	• 1-0 in Fort Collins	1/18/11	W	68-63	Fort Collins	1/11/97	W	75-61	Laramie			
2/12/11	L	53-86	Albuquerque	2/27/93	L	60-64	Fort Collins	• 0-1 in Toledo	2/19/11	L	60-72	Las Vegas	2/6/97	L	65-66	Fort Collins			
				1/27/94	L	47-53	Fort Collins	• 0-0 in Neutral	2/1/12	W	74-62	Fort Collins	1/24/98	W	99-67	Fort Collins			
<b>Northern Colorado</b>				2/6/94	L	50-84	San Diego	12/21/92	W	85-80	Fort Collins	2/19/98	W	62-43	Laramie				
• 19-11 Overall				3/12/94	L	47-51	Salt Lake City	12/4/11	L	51-58	Toledo	1/23/99	W	93-67	Laramie				
• 12-3 in Fort Collins				1/28/95	L	46-56	Fort Collins					2/20/99	W	101-68	Fort Collins				
• 6-8 in Greeley				2/2/95	L	51-73	San Diego	<b>Tulsa</b>				1/15/00	W	86-69	Fort Collins				
• 1-0 Neutral				2/1/96	W	66-58	Fort Collins	• 4-1 Overall				2/11/00	W	89-48	Laramie				
2/19/75	L	45-72	Greeley	2/8/96	L	64-66	San Diego	• 2-1 in Fort Collins				3/8/00	W	79-57	Las Vegas				
2/28/75	W	64-53	Fort Collins	3/8/96	W	64-58	Albuquerque	• 2-0 in Tulsa				1/13/01	W	76-51	Laramie				
2/9/76	L	59-61	Fort Collins	1/18/97	L	53-70	Fort Collins	• 0-1 in Neutral				1/29/74	W	69-46	Laramie				
2/20/76	L	54-63	Greeley	2/13/97	L	53-61	San Diego	1/7/99	W	87-54	Fort Collins	3/1/75	W	40-39	Fort Collins				
12/10/76	L	74-87	Greeley	2/5/00	L	58-68	San Diego	2/6/99	W	64-50	Tulsa	12/12/76	L	40-50	Fort Collins				
2/11/77	L	56-73	Fort Collins	3/4/00	L	51-58	Fort Collins	1/10/00	W	71-68 (ot)	Tulsa	2/21/76	W	48-38	Laramie				
1/24/78	L	58-67	Greeley	2/3/01	W	55-54	San Diego	12/17/00	L	64-67	Fort Collins	12/18/76	W	70-58	Laramie				
3/4/78	L	68-83	Fort Collins	3/1/01	W	81-67	Fort Collins	12/30/05	L	65-69	San Antonio	2/12/77	L	52-55	Fort Collins				
11/27/78	W	71-49	Fort Collins	1/17/02	W	58-49	Fort Collins	11/17/11	W	87-68	Fort Collins	12/5/77	W	87-75	Laramie				
1/19/79	L	54-60	Greeley	2/16/02	W	69-60	San Diego					2/25/78	L	74-89	Fort Collins				
12/1/79	W	86-63	Greeley	2/6/03	L	47-60	San Diego	<b>UNLV</b>				2/28/79	L	62-74	Fort Collins				
3/1/80	W	89-74	Fort Collins	3/7/03	W	81-49	Fort Collins	• 20-15 Overall				1/25/80	L	83-93	Laramie				
11/25/80	W	93-59	Fort Collins	1/24/04	L	55-58	San Diego	• 12-5 in Fort Collins				2/23/80	L	74-88	Fort Collins				
1/5/81	W	84-56	Laramie	2/19/04	W	65-56	Fort Collins	• 9-10 in Las Vegas				1/6/81	W	78-73	Laramie				
1/13/82	W	74-63	Greeley	1/20/05	W	63-50	Fort Collins	• 0-0 Neutral				1/17/81	W	86-59	Fort Collins				
1/28/83	W	70-63	Fort Collins	2/19/05	W	56-49	San Diego	12/30/84	L	50-60	Fort Collins	2/21/81	W	69-54	Laramie				
3/1/83	W	70-56	Greeley	1/5/06	W	68-65	Fort Collins	1/4/97	W	68-52	Las Vegas	1/2/82	L	68-81	Laramie				
1/11/86	W	72-54	Fort Collins	2/4/06	W	68-55	San Diego	1/30/97	W	89-55	Fort Collins	2/27/82	W	63-62	Fort Collins				
1/16/88	W	69-67	Greeley	4/7/06	W	69-58	Denver	1/3/98	W	90-50	Fort Collins	2/5/83	W	65-54	Fort Collins				
2/8/89	W	53-45	Fort Collins	1/20/07	L	66-78 (ot)	San Diego	1/29/98	W	91-75	Las Vegas	3/5/83	W	85-65	Laramie				
12/15/91	W	88-79	Fort Collins	2/22/07	W	67-56	Fort Collins	1/30/99	W	91-55	Fort Collins	1/28/84	W	59-57	Laramie				
12/1/92	W	91-62	Fort Collins	1/30/08	L	52-86	San Diego	2/25/99	W	75-68	Las Vegas	2/25/84	W	66-55	Fort Collins				
1/2/05	W	69-59	Greeley	3/1/08	L	56-76	Fort Collins	3/3/99	W	71-67	Las Vegas	2/2/85	W	59-57	Fort Collins				
12/18/05	W	81-66	Fort Collins	1/31/09	L	61-62	San Diego	2/3/00	W	81-79	Las Vegas	3/2/85	W	51-47	Laramie				
12/6/06	W	59-48	Greeley	3/4/09	L	66-68	Fort Collins	3/2/00	L	68-84	Fort Collins	2/2/86	W	68-64	Fort Collins				
11/20/07	L	60-70	Greeley	1/30/10	L	38-59	San Diego	2/1/01	W	69-62	Las Vegas	3/1/86	L	64-73	Laramie				
12/06/08	W	62-47	Fort Collins	3/3/10	L	54-73	Fort Collins	3/3/01	W	72-61	Fort Collins	1/27/87	L	49-57	Laramie				
12/21/09	L	56-65	Greeley	2/2/11	W	56-51	San Diego	1/19/02	W	62-57	Fort Collins	2/21/87	L	59-77	Fort Collins				
12/02/10	W	73-66	Fort Collins	3/5/11	W	66-51	Fort Collins	2/14/02	L	59-71	Las Vegas	1/30/88	W	60-51	Fort Collins				
12/02/11	L	60-66	Greeley	1/28/12	L	57-66	San Diego	3/8/02	L	58-72	Las Vegas	3/5/88	L	45-61	Laramie				
				2/25/12	W	68-65	Fort Collins	2/8/03	L	71-90	Las Vegas	2/11/89	W	63-53	Fort Collins				
								3/5/03	W	74-36	Fort Collins	2/25/89	L	56-73	Laramie				



**TOGETHER WE** **R** **RUSSELL ATHLETIC®**



Visit your campus bookstore for all your fan needs.

Join the team at [russellathletic.com](http://russellathletic.com)  

Official Uniform and  
Apparel Provider of







# ***COLORADO STATE RAMS WOMEN'S BASKETBALL***



## **2011-12 Review**

70.....	2011-12 Review
71-72 .....	2011-12 Statistics
73-77 .....	2011-12 Box Scores
78.....	2011-12 Highs and Lows





Kim Mestdagh



The Colorado State women's basketball program made strides of improvement this past season under Head Coach Kristen Holt.

During the 2011-12 season, the Rams had an overall record of 13-17, and 9-5 in conference play, improving their conference record from the previous season's 7-9 finish in the Mountain West. CSU earned a third-place conference ranking. Colorado State rode a seven game win streak at home this season, going undefeated at home in league play for the first time since 2002-03. The Rams also had conference sweeps over MW opponents Boise State and Air Force.

Returning seniors Kim Mestdagh and Kelly Hartig helped successfully chief the team during their last season at Colorado State. Hartig was a great asset to the team averaging 5.1 rebounds per game and averaging 6.9 points per game during conference play. She scored a career high on Feb. 14, tallying 20 points against Boise State. Kelly ranked fourth in the Mountain West with a field goal pct. of .536 in Mw games.

Kim Mestdagh had another phenomenal season, leading the Mountain West in steals, averaging 2.6 steals per game, and in three-pointers, and averaging 2.3 per game. In Colorado State's history, Mestdagh ranks fourth in points with 1,676, fourth in field goals made with 569, fourth in steals with 233, second in three-point field goals made with 290, and second in three-point field goal attempts with 823. Kim was voted First-team all-conference for 2012 and was named Mountain West Preseason Player of the Year.

Junior Meghan Heimstra was voted Sixth Player of the Year this season. Heimstra's steady play helped the team immensely with her averaging 8.3 points per game, 5.5 rebounds per game and tallying 48 steals and 34 blocks this season.

Returning sophomore captains Sam Martin and Hayley Thompson helped lead the team last season. Thompson averaged 5.1 points per game, 3.7 rebounds per game and had 25 steals this season, while Martin averaged 13.1 points per game and 30 blocks this season. Martin ranked fifth in the Mountain West in rebounding averaging 6.4 during MW play, and second with a field-goal percentage of .556. Sam was also named second-team all-conference. She finished fourth in the country in free-throw percentage with .901.

Colorado State added five true freshman to the roster this year: LaDeyah Forte, Hanne Mestdagh, Carlyn Chavez, Kara Spotton, and Morgan Hunt. Forte and saw substantial action for the Rams, taking the second-place rank in assist-to-turnover ratio (1.3) and a fourth-place rank in the conference with 106 assists.

Mandy Makeever started in five of the nine games she played before falling prey to a shoulder injury, averaging 6.3 points per game, and 1.7 rebounds per game. Twin sister Amber Makeever took a medical redshirt for the season due to a hip injury.

#### Season Highlights

- Finished third in the Mountain West
- Finished 9-5 in MW action
- Swept Air Force and Boise State
- Team ranked first in free-throw pct. (.746), field-goal pct. (.429), assists (14.6 per game), defensive rebounds (24.5 per game) and rebounding defense (33.7 per game)
- Mestdagh named first-team all-conference
- Martin named second-team all-conference
- Leader, scoring: Mestdagh, 443
- Leader, assists: Forte (106) and Mestdagh (120)
- Leader, rebounds: Martin, 174



Sam Martin



<b>RECORD:</b>	<b>OVERALL</b>	<b>HOME</b>	<b>AWAY</b>	<b>NEUTRAL</b>
All Games	13-17	10-3	3-11	0-3
Conference	9-5	7-0	2-5	0-0
Non-Conference	4-12	3-3	1-6	0-3

##	Player	GP	GS	Min	Avg	TOTAL			3-PTS			REBOUNDS											Pts	Avg		
						FG	FGA	Pct	3FG	FGA	Pct	FT	FTA	Pct	Off	Def	Tot	Avg	PF	FO	A	TO			Blk	Stl
05	MESTDAGH, Kim	30	28	982	32.7	149	375	.397	69	211	.327	76	91	.835	27	121	148	4.9	69	2	120	108	7	77	443	14.8
	Conference-Only...	14	14	449	32.1	73	180	.406	37	101	.366	40	49	.816	13	64	77	5.5	35	1	61	49	2	39	223	15.9
12	MARTIN, Sam	30	29	861	28.7	148	278	.532	15	43	.349	82	91	.901	65	109	174	5.8	77	2	37	61	30	21	393	13.1
	Conference-Only...	14	14	431	30.8	79	142	.556	8	19	.421	39	43	.907	32	58	90	6.4	35	0	24	28	16	10	205	14.6
11	HEIMSTRA, Meghan	30	9	669	22.3	89	217	.410	2	16	.125	68	101	.673	48	117	165	5.5	79	3	42	83	34	48	248	8.3
	Conference-Only...	14	0	305	21.8	42	95	.442	2	7	.286	34	44	.773	19	41	60	4.3	31	1	24	31	14	19	120	8.6
21	MAKEEVER, Mandy	9	5	210	23.3	16	52	.308	11	30	.367	14	15	.933	1	14	15	1.7	9	0	14	31	1	7	57	6.3
	Conference-Only...	0	0	0	0.0	0	0	.000	0	0	.000	0	0	.000	0	0	0	0.0	0	0	0	0	0	0	0	0.0
01	FORTE, LaDeyah	30	25	965	32.2	63	155	.406	13	47	.277	28	36	.778	6	62	68	2.3	45	0	106	79	0	49	167	5.6
	Conference-Only...	14	14	506	36.1	33	78	.423	6	20	.300	13	17	.765	4	31	35	2.5	22	0	61	36	0	26	85	6.1
13	HARTIG, Kelly	30	23	683	22.8	71	152	.467	0	1	.000	16	33	.485	47	75	122	4.1	87	4	42	76	20	20	158	5.3
	Conference-Only...	14	14	349	24.9	45	84	.536	0	1	.000	7	18	.389	28	44	72	5.1	42	3	26	39	9	9	97	6.9
03	THOMPSON, Hayley	27	22	763	28.3	54	142	.380	12	39	.308	17	32	.531	23	77	100	3.7	34	0	50	44	9	25	137	5.1
	Conference-Only...	14	14	418	29.9	28	80	.350	8	26	.308	10	18	.556	9	37	46	3.3	22	0	24	20	5	15	74	5.3
20	SPOTTON, Kara	30	8	560	18.7	51	132	.386	0	4	.000	26	37	.703	45	51	96	3.2	66	3	14	55	7	20	128	4.3
	Conference-Only...	14	0	227	16.2	22	49	.449	0	1	.000	7	11	.636	12	22	34	2.4	25	0	6	26	3	11	51	3.6
23	HUNT, Morgan	27	1	232	8.6	22	46	.478	0	0	.000	9	15	.600	10	27	37	1.4	12	0	3	22	3	7	53	2.0
	Conference-Only...	12	0	77	6.4	8	17	.471	0	0	.000	1	5	.200	2	12	14	1.2	4	0	2	3	1	4	17	1.4
04	MESTDAGH, Hanne	10	0	50	5.0	5	10	.500	3	8	.375	0	0	.000	1	4	5	0.5	7	0	3	4	0	2	13	1.3
	Conference-Only...	7	0	35	5.0	4	9	.444	3	8	.375	0	0	.000	1	2	3	0.4	6	0	2	3	0	1	11	1.6
02	WIENS, Ashley	9	0	40	4.4	4	8	.500	0	0	.000	2	2	1.000	1	3	4	0.4	4	0	3	6	0	0	10	1.1
	Conference-Only...	2	0	17	8.5	1	2	.500	0	0	.000	0	0	.000	0	0	0	0.0	1	0	0	3	0	0	2	1.0
14	CHAVEZ, Carlyn	8	0	35	4.4	1	2	.500	0	0	.000	3	4	.750	0	4	4	0.5	1	0	3	0	0	1	5	0.6
	Conference-Only...	2	0	11	5.5	0	0	.000	0	0	.000	1	2	.500	0	2	2	1.0	0	0	1	0	0	1	1	0.5
TM	Team.....											52	70	122	4.1	0					15				0	
	Conference-Only...											21	23	44	3.1	0					6				0	
	Total.....	30				673	1569	.429	125	399	.313	341	457	.746	326	734	1060	35.3	490	14	437	584	111	277	1812	60.4
	Conference-Only...	14				335	736	.455	64	183	.350	152	207	.734	141	336	477	34.1	223	5	231	244	50	135	886	63.3
	Opponents.....	30				632	1661	.380	176	541	.325	363	499	.727	374	637	1011	33.7	455	-	341	523	85	269	1803	60.1
	Conference-Only...	14				278	753	.369	79	216	.366	168	238	.706	180	294	474	33.9	215	3	143	251	39	117	803	57.4

<b>SCORE BY PERIODS:</b>	<b>1st</b>	<b>2nd</b>	<b>OT</b>	<b>Total</b>
Colorado State	872	925	15	1812
Opponents	828	952	23	1803

Team Statistics - All Games		
	CSU	OPP
SCORING	1812	1803
Points per game	60.4	60.1
Scoring margin	+0.3	-
FIELD GOALS-ATT	673-1569	632-1661
Field goal pct	.429	.380
3 POINT FG-ATT	125-399	176-541
3-point FG pct	.313	.325
3-pt FG made per game	4.2	5.9
FREE THROWS-ATT	341-457	363-499
Free throw pct	.746	.727
F-Throws made per game	11.4	12.1
REBOUNDS	1060	1011
Rebounds per game	35.3	33.7
Rebounding margin	+1.6	-
ASSISTS	437	341
Assists per game	14.6	11.4
TURNOVERS	584	523
Turnovers per game	19.5	17.4
Turnover margin	-2.0	-
Assist/turnover ratio	0.7	0.7
STEALS	277	269
Steals per game	9.2	9.0
BLOCKS	111	85
Blocks per game	3.7	2.8
WINNING STREAK	0	-
Home win streak	7	-
ATTENDANCE	16544	30451
Home games-Avg/Game	13-1273	14-1847
Neutral site-Avg/Game	-	3-1532

Team Statistics - Conference Games		
	CSU	OPP
SCORING	886	803
Points per game	63.3	57.4
Scoring margin	+5.9	-
FIELD GOALS-ATT	335-736	278-753
Field goal pct	.455	.369
3 POINT FG-ATT	64-183	79-216
3-point FG pct	.350	.366
3-pt FG made per game	4.6	5.6
FREE THROWS-ATT	152-207	168-238
Free throw pct	.734	.706
F-Throws made per game	10.9	12.0
REBOUNDS	477	474
Rebounds per game	34.1	33.9
Rebounding margin	+0.2	-
ASSISTS	231	143
Assists per game	16.5	10.2
TURNOVERS	244	251
Turnovers per game	17.4	17.9
Turnover margin	+0.5	-
Assist/turnover ratio	0.9	0.6
STEALS	135	117
Steals per game	9.6	8.4
BLOCKS	50	39
Blocks per game	3.6	2.8
WINNING STREAK	0	-
Home win streak	7	-
ATTENDANCE	9684	15951
Home games-Avg/Game	7-1383	7-2279
Neutral site-Avg/Game	-	0-0





2011-12 Results

RECORD: .....	OVERALL .....	HOME .....	AWAY .....	NEUTRAL .....
ALL GAMES .....	13-17 .....	10-3 .....	3-11 .....	0-3 .....
CONFERENCE .....	9-5 .....	7-0 .....	2-5 .....	0-0 .....
NON-CONFERENCE .....	4-12 .....	3-3 .....	1-6 .....	0-3 .....

Attendance Summary ..... Games ..... Totals ..... Avg/Game

HOME.....	13 .....	16544 .....	1273
AWAY.....	14 .....	25856 .....	1847
NEUTRAL.....	3 .....	4595 .....	1532
TOTAL.....	30 .....	46995 .....	1566

Opponent	Date	Score	Points	Rebounds	Assists	Steals	Blocked Shots
at UNI	11-11-11	50-61 L	13-MARTIN, Sam	12-MESTDAGH, Kim	4-MESTDAGH, Kim	2-SPOTTON, Kara MAKEEVER, Mandy	2-MARTIN, Sam
ARIZONA STATE	11/13/11	52-56 LOT	17-MARTIN, Sam MESTDAGH, Kim	7-SPOTTON, Kara	7-MESTDAGH, Kim	2-HEIMSTRA, Meghan	1-MESTDAGH, Kim HEIMSTRA, Meghan
TULSA	11/17/11	87-68 W	35-MESTDAGH, Kim	13-HEIMSTRA, Meghan	10-FORTE, LaDeyah	2-MESTDAGH, Kim	5-HEIMSTRA, Meghan
COLORADO	11/20/11	53-72 L	19-MESTDAGH, Kim	8-HEIMSTRA, Meghan	4-MESTDAGH, Kim	2-HEIMSTRA, Meghan FORTE, LaDeyah	1-HEIMSTRA, Meghan
at Denver	11/23/11	61-64 L	28-MARTIN, Sam	13-MARTIN, Sam	4-HARTIG, Kelly	2-HARTIG, Kelly MAKEEVER, Mandy	3-MARTIN, Sam
at Montana State	11/29/11	69-87 L	21-MARTIN, Sam	10-HEIMSTRA, Meghan	8-MESTDAGH, Kim	4-HEIMSTRA, Meghan	2-HEIMSTRA, Meghan
at Northern Colorado	12-02-11	60-66 L	28-MESTDAGH, Kim	13-MARTIN, Sam	4-MAKEEVER, Mandy	6-MESTDAGH, Kim	2-HEIMSTRA, Meghan
at TOLEDO	12/04/11	51-58 L	21-MARTIN, Sam	7-MARTIN, Sam	4-MESTDAGH, Kim FORTE, LaDeyah	2-FORTE, LaDeyah	1-HEIMSTRA, Meghan HARTIG, Kelly THOMPSON, Hayley MARTIN, Sam
NORTH DAKOTA	12/08/11	58-52 W	12-MARTIN, Sam	11-HEIMSTRA, Meghan	3-MESTDAGH, Kim	4-FORTE, LaDeyah	2-HEIMSTRA, Meghan SPOTTON, Kara 2-HARTIG, Kelly MARTIN, Sam
MARYVILLE	12/11/11	73-35 W	23-MESTDAGH, Kim	8-THOMPSON, Hayley	4-THOMPSON, Hayley	4-FORTE, LaDeyah	HEIMSTRA, Meghan 1-THOMPSON, Hayley MESTDAGH, Kim
vs MSU	12/20/11	45-72 L	14-MESTDAGH, Kim	6-SPOTTON, Kara	2-MESTDAGH, Kim HEIMSTRA, Meghan THOMPSON, Hayley	4-FORTE, LaDeyah	2-HARTIG, Kelly
vs INDIANA	12/21/11	39-47 L	15-HEIMSTRA, Meghan	10-HEIMSTRA, Meghan	4-FORTE, LaDeyah	4-MESTDAGH, Kim FORTE, LaDeyah	3-HEIMSTRA, Meghan
BOWLING GREEN	12/31/11	57-70 L	12-HEIMSTRA, Meghan MARTIN, Sam	9-HEIMSTRA, Meghan	4-MESTDAGH, Kim	3-MESTDAGH, Kim	1-HEIMSTRA, Meghan
at CSU Bakersfield	1/4/12	65-63 W	21-MARTIN, Sam	10-HEIMSTRA, Meghan	7-FORTE, LaDeyah	6-MESTDAGH, Kim	1-HUNT, Morgan HARTIG, Kelly
at Seattle University	01/08/12	43-61 L	11-SPOTTON, Kara	9-MESTDAGH, Kim	2-FORTE, LaDeyah HEIMSTRA, Meghan	3-MESTDAGH, Kim HEIMSTRA, Meghan	1-HARTIG, Kelly
AIR FORCE	01/11/12	73-39 W	17-MARTIN, Sam	7-MESTDAGH, Kim HARTIG, Kelly	4-HEIMSTRA, Meghan THOMPSON, Hayley	3-HEIMSTRA, Meghan	2-MARTIN, Sam
at TCU	01/14/12	71-79 L	28-MARTIN, Sam	9-MARTIN, Sam	6-MESTDAGH, Kim	5-MESTDAGH, Kim	2-HARTIG, Kelly
at Boise State	01/17/12	60-52 W	21-MESTDAGH, Kim	10-MESTDAGH, Kim	4-MESTDAGH, Kim FORTE, LaDeyah	1-MARTIN, Sam MESTDAGH, Kim FORTE, LaDeyah	3-MARTIN, Sam
WYOMING	1/21/12	62-58 W	21-MESTDAGH, Kim	6-MARTIN, Sam	8-FORTE, LaDeyah	3-FORTE, LaDeyah MESTDAGH, Kim THOMPSON, Hayley	1-HEIMSTRA, Meghan HARTIG, Kelly
NEW MEXICO	1/25/12	61-54 W	19-MESTDAGH, Kim	9-HEIMSTRA, Meghan	6-FORTE, LaDeyah	3-MESTDAGH, Kim HEIMSTRA, Meghan	1-HEIMSTRA, Meghan
at San Diego State	1-28-12	57-66 L	21-MESTDAGH, Kim	7-MARTIN, Sam	4-FORTE, LaDeyah HEIMSTRA, Meghan	3-MESTDAGH, Kim	1-HEIMSTRA, Meghan HUNT, Morgan MARTIN, Sam
UNLV	2/1/12	74-62 W	22-MESTDAGH, Kim	9-MESTDAGH, Kim	5-MARTIN, Sam MESTDAGH, Kim	4-MESTDAGH, Kim	2-HEIMSTRA, Meghan MARTIN, Sam
at Air Force	2/4/12	77-39 W	20-MARTIN, Sam	8-HUNT, Morgan SPOTTON, Kara	9-FORTE, LaDeyah	4-MESTDAGH, Kim	3-SPOTTON, Kara HEIMSTRA, Meghan
TCU	02/11/12	61-59 W	21-MESTDAGH, Kim	7-HEIMSTRA, Meghan	8-MESTDAGH, Kim	3-FORTE, LaDeyah	3-HEIMSTRA, Meghan
BOISE STATE	2/14/12	67-58 W	20-HARTIG, Kelly	9-HARTIG, Kelly	5-MESTDAGH, Kim	6-FORTE, LaDeyah	1-THOMPSON, Hayley MESTDAGH, Kim MARTIN, Sam
at Wyoming	2/18/12	62-66 LOT	17-HARTIG, Kelly	9-MARTIN, Sam	4-FORTE, LaDeyah	3-MESTDAGH, Kim	2-MARTIN, Sam
at New Mexico	2/22/12	45-53 L	15-MARTIN, Sam MESTDAGH, Kim	9-HARTIG, Kelly	6-MESTDAGH, Kim	3-MESTDAGH, Kim	1-MARTIN, Sam HEIMSTRA, Meghan
SAN DIEGO STATE	02/25/12	68-65 W	21-HEIMSTRA, Meghan	9-MARTIN, Sam	6-MESTDAGH, Kim	1-MESTDAGH, Kim HEIMSTRA, Meghan MESTDAGH, Hanne	2-HARTIG, Kelly
at UNLV	02/29/12	48-53 L	28-MARTIN, Sam	11-MARTIN, Sam	5-THOMPSON, Hayley	1-HARTIG, Kelly MESTDAGH, Kim THOMPSON, Hayley HEIMSTRA, Meghan MARTIN, Sam	1-MARTIN, Sam THOMPSON, Hayley HEIMSTRA, Meghan
vs Boise State	03/07/12	63-68 L	15-THOMPSON, Hayley	10-THOMPSON, Hayley	6-FORTE, LaDeyah	3-THOMPSON, Hayley HEIMSTRA, Meghan	1-THOMPSON, Hayley HEIMSTRA, Meghan SPOTTON, Kara MARTIN, Sam



**Colorado State at Northern Iowa (11/11/11 | Cedar Falls, Iowa) L, 50-61**

Colorado State (0-1)															
##	Player	FG	3FG	FT	O-D-REB	PF	PTS	A	TO	BK	ST	MIN			
11	HEIMSTRA, M. f	4-7	0-0	3-8	2-4-6	5	11	0	3	0	1	23			
12	MARTIN, S. f	4-8	0-1	5-6	3-3-6	4	13	0	4	2	0	37			
20	SPOTTON, K. f	1-3	0-0	2-2	2-1-3	5	4	2	2	0	2	24			
05	MESTDAGH, K. g	2-6	0-1	0-0	1-11-12	2	4	4	1	1	0	37			
21	MAKEEVER, M. g	3-9	3-5	2-2	0-0-0	1	11	3	7	1	2	35			
01	FORTE, L.	1-1	0-0	0-0	0-1-1	1	2	0	5	0	0	13			
02	WIENS, A.	0-0	0-0	0-0	0-0-0	0	0	0	0	0	0	7			
13	HARTIG, K.	2-4	0-0	1-2	0-1-1	3	5	1	2	1	1	21			
14	CHAVEZ, C.	0-0	0-0	0-0	0-0-0	0	0	0	0	0	0	1			
23	HUNT, M.	0-1	0-0	0-0	1-0-1	1	0	0	1	0	1	8			
Team					2-3-5										
Totals.....					17-39	3-7	13-20	11-24-35	22	50	10	25	5	7	200
TOTAL FG%		1st Half: 10-21 47.6%		2nd Half: 7-18 38.9%		Game: 43.6%		DEADB		REBOUNDS					
3-Pt. FG%		1st Half: 2-4 50.0%		2nd Half: 1-3 33.3%		Game: 42.9%		REBOUNDS							
F Throw %		1st Half: 7-8 87.5%		2nd Half: 6-12 50.0%		Game: 65.0%		REBOUNDS						1	

**Northern Iowa (1-0)**

##	Player	FG	3FG	FT	O-D-REB	PF	PTS	A	TO	BK	ST	MIN			
00	Kirschbaum f	4-7	0-0	0-0	2-4-6	4	8	0	2	3	2	28			
02	Oney g	2-6	2-6	5-6	0-2-2	1	11	2	3	0	0	29			
03	Madrigal g	5-13	2-6	2-4	1-3-4	3	14	5	0	0	3	37			
04	Armstrong g	0-7	0-3	3-4	4-3-7	2	3	3	0	0	0	31			
45	Morgan g	5-7	4-6	5-6	3-2-5	1	19	2	3	0	1	27			
13	Lamar	0-0	0-0	0-0	0-0-0	1	0	0	2	0	1	13			
15	McDowell	0-3	0-1	1-3	0-1-1	2	1	2	2	0	0	16			
22	Brown	0-1	0-1	0-0	1-0-1	0	0	0	1	0	0	5			
32	Donaldson	1-4	0-3	1-2	0-0-0	0	3	1	0	0	0	8			
34	Barton	1-2	0-0	0-0	0-0-0	0	2	0	1	0	0	6			
TEAM					3-2-5										
Totals.....					18-50	8-26	17-25	14-17-31	14	61	15	14	3	8	200
TOTAL FG%		1st Half: 8-25 32.0%		2nd Half: 10-25 40.0%		Game: 36.0%		DEADB		REBOUNDS					
3-Pt. FG%		1st Half: 3-14 21.4%		2nd Half: 5-12 41.7%		Game: 30.8%		REBOUNDS							
F Throw %		1st Half: 6-10 60.0%		2nd Half: 11-15 73.3%		Game: 68.0%		REBOUNDS						2	

**Colorado State vs. Arizona State (11/13/11 | Moby Arena) L, 52-56 (OT)**

Arizona State (2-0)															
##	Player	FG	3FG	FT	O-D-REB	PF	PTS	A	TO	BK	ST	MIN			
11	Bennett f	0-1	0-1	1-2	0-4-4	4	1	1	2	5	1	29			
02	Pickens g	4-11	0-4	4-6	3-5-8	4	12	2	2	1	4	37			
05	Mann g	3-14	0-5	2-4	2-4-6	0	8	1	1	0	0	41			
12	Earl g	3-8	3-7	0-0	1-4-5	3	9	0	2	1	2	35			
25	Brandon g	3-11	0-3	5-6	1-4-5	4	11	1	4	0	1	33			
00	Major	0-0	0-0	0-0	0-1-1	0	0	0	0	0	0	0			
03	Burke	0-0	0-0	0-0	0-1-1	0	0	0	1	0	0	4			
04	Parsons,	0-0	0-0	2-2	0-0-0	0	2	0	1	0	0	3			
10	Amukamara	0-3	0-0	0-0	0-1-1	0	0	0	0	1	0	14			
14	Thomas	0-0	0-0	0-0	0-0-0	0	0	0	1	0	0	1			
22	Fulcher	0-1	0-0	5-6	1-2-3	2	5	0	1	1	1	14			
32	Blackwell	4-8	0-0	0-0	3-1-4	2	8	1	1	0	0	14			
TEAM					3-3-6										
Totals.....					17-57	3-20	19-26	14-30-44	19	56	6	16	9	9	226
TOTAL FG%		1st Half: 7-26 26.9%		2nd Half: 9-25 36.0%		Game: 29.8%		DEADB		REBOUNDS					
3-Pt. FG%		1st Half: 1-8 12.5%		2nd Half: 2-9 22.2%		Game: 15.0%		REBOUNDS							
F Throw %		1st Half: 7-10 70.0%		2nd Half: 4-6 66.7%		Game: 73.1%		REBOUNDS						3	

**Colorado State (0-2)**

##	Player	FG	3FG	FT	O-D-REB	PF	PTS	A	TO	BK	ST	MIN			
11	HEIMSTRA, M. f	2-6	0-1	0-0	1-5-6	4	4	0	1	1	2	18			
12	MARTIN, S. f	4-9	2-4	7-8	2-3-5	4	17	1	2	0	1	41			
20	SPOTTON, K. f	1-7	0-0	1-2	3-4-7	5	3	0	1	1	1	32			
05	MESTDAGH, K. g	5-16	1-9	6-9	1-4-5	1	17	7	4	1	1	42			
21	MAKEEVER, M. g	2-8	1-3	2-2	0-4-4	0	7	1	5	0	0	41			
01	FORTE, L.	1-4	0-1	0-0	0-0-0	1	2	0	2	0	1	15			
13	HARTIG, K.	1-4	0-0	0-0	2-1-3	4	2	0	2	0	0	33			
23	HUNT, M.	0-0	0-0	0-0	0-0-0	0	0	0	0	0	0	3			
Team					2-8-10										
Totals.....					16-54	4-18	16-21	11-29-40	19	52	9	17	2	6	225
TOTAL FG%		1st Half: 8-26 30.8%		2nd Half: 6-19 31.6%		Game: 29.6%		DEADB		REBOUNDS					
3-Pt. FG%		1st Half: 3-10 30.0%		2nd Half: 0-4 0.0%		Game: 22.2%		REBOUNDS							
F Throw %		1st Half: 4-6 66.7%		2nd Half: 11-13 84.6%		Game: 76.2%		REBOUNDS						2,1	

**Colorado State vs. Tulsa (11/17/11 | Moby Arena) W, 87-68**

Tulsa (0-3)															
##	Player	FG	3FG	FT	O-D-REB	PF	PTS	A	TO	BK	ST	MIN			
31	COUISNARD f	2-5	0-0	2-2	3-1-4	3	6	1	1	0	3	18			
42	SCOTT f	3-9	1-2	3-4	0-2-2	0	10	1	1	0	2	20			
54	McDANIEL f	1-5	0-0	0-2	2-1-3	1	2	0	1	1	0	19			
12	MAYBERRY g	4-18	2-5	7-11	1-0-1	3	17	0	1	0	2	29			
24	HOOKER g	5-9	0-1	1-1	0-3-3	5	11	2	0	0	2	23			
15	LEWIS	2-4	0-0	0-0	1-3-4	3	4	0	1	0	0	21			
22	MASON	1-1	0-0	0-0	0-0-2	2	2	0	0	0	0	7			
25	MCQUIN	5-10	1-3	0-0	1-2-3	3	11	0	3	0	2	20			
32	TURNER	0-0	0-0	2-2	1-1-2	0	2	1	1	0	0	22			
35	BRADY	1-6	1-6	0-0	1-1-2	1	3	0	2	0	1	21			
TEAM					5-0-5										
Totals.....					24-67	5-17	15-22	15-14-29	21	68	5	12	1	12	200
TOTAL FG%		1st Half: 15-41 36.6%		2nd Half: 9-26 34.6%		Game: 35.8%		DEADB		REBOUNDS					
3-Pt. FG%		1st Half: 3-8 37.5%		2nd Half: 2-9 22.2%		Game: 29.4%		REBOUNDS							
F Throw %		1st Half: 7-8 87.5%		2nd Half: 8-14 57.1%		Game: 68.2%		REBOUNDS						5	

**Colorado State (1-2)**

##	Player	FG	3FG	FT	O-D-REB	PF	PTS	A	TO	BK	ST	MIN			
11	HEIMSTRA, M. f	5-7	0-0	2-2	1-12-13	2	12	0	3	5	1	23			
12	MARTIN, S. f	4-6	1-2	2-2	3-1-4	1	11	1	0	1	0	24			
20	SPOTTON, K. f	0-5	0-1	0-0	1-3-4	5	0	0	4	0	1	22			
05	MESTDAGH, K. g	11-15	7-9	6-6	0-1-1	2	35	3	2	0	2	29			
21	MAKEEVER, M. g	2-7	2-6	3-4	0-2-2	1	9	1	4	0	0	25			
01	FORTE, L.	2-3	1-2	0-2	0-1-1	0	5	10	3	0	1	31			
02	WIENS, A.	0-1	0-0	0-0	0-0-0	1	0	0	0	0	0	5			
13	HARTIG, K.	2-3	0-0	0-0	1-3-4	5	4	3	1	0	1	21			
14	CHAVEZ, C.	0-0	0-0	2-2	0-0-0	1	2	0	0	0	0	5			
23	HUNT, M.	3-5	0-0	3-3	1-0-1	1	9	0	3	0	0	15			
TEAM					3-7-10										
Totals.....					29-52	11-20	18-21	10-30-40	19	87	18	20	6	6	200
TOTAL FG%		1st Half: 16-29 55.2%		2nd Half: 13-23 56.5%		Game: 55.8%		DEADB		REBOUNDS					
3-Pt. FG%		1st Half: 7-14 50.0%		2nd Half: 4-6 66.7%		Game: 55.0%		REBOUNDS							
F Throw %		1st Half: 4-4 100%		2nd Half: 14-17 82.4%		Game: 85.7%		REBOUNDS						2	

**Colorado State vs. Colorado (11/20/11 | Moby Arena) L, 53-72**

Colorado (3-0)															
##	Player	FG	3FG	FT	O-D-REB	PF	PTS	A	TO	BK	ST	MIN			
15	Seabrook f	1-2	1-1	0-0	0-1-1	3	3	1	1	0	2	18			
40	Hargis c	3-6	0-0	3-4	3-5-8	2	9	0	5	1	0	28			
11	Wilson g	3-9	2-5	0-0	1-2-3	2	8	0	3	0	1	30			
14	Malcolm-Peck g	5-8	2-4	0-0	3-2-5	2	12	1	0	0	0	28			
23	Jeffery g	7-10	1-0	0-0	2-3-5	2	14	7	7	0	4	36			
01	Krest	4-9	1-5	5-5	0-6-6	2	14	4	0	1	1	26			
04	Lee	0-0	0-0	0-0	0-0-0	0	0	0	0	0	0	0+			
12	Wilson	0-1	0-0	0-0	0-0-0	1	0	0	1	0	0	10			
21	Sborov	0-1	0-0	0-0	0-1-1	2	0	0	0	0	0	5			
34	Reese	5-11	0-2	2-3	1-6-7	5	12	0	2	0	2	19			
TEAM					1-0-1										
Totals.....					28	57	6	18	10	12	11	26	37	21	72
13 19					2	10	200								
TOTAL FG%		1st Half: 15-31 48.4%		2nd Half: 13-26 50.0%		Game: 49.1%		DEADB		REBOUNDS					
3-Pt. FG%		1st Half: 3-9 33.3%		2nd Half: 3-9 33.3%		Game: 33.3%		REBOUNDS							
F Throw %		1st Half: 5-5 100%		2nd Half: 5-7 71.4%		Game: 83.3%		REBOUNDS						1	

**Colorado State (1-3)**

##	Player	FG	3FG	FT	O-D-REB	PF	PTS	A	TO	BK	ST	MIN
11	HEIMSTRA, M. f	4-8	0-1	1-5	2-6-8	2	9	0	4	1	2	29
12	MARTIN, S. f	2-11	1-3	0-0	1-0-1	5	5	1	1	0	0	27
13	HARTIG, K. f	0-2	0-0	2-2	1-4-5	3	2	0	0	0	1	24
01	FORTE, L. g	0-3	0-0	0-0	0-0-0	1	0	3	4			





# 2011-12 GAME-BY-GAME

## Colorado State at Northern Colorado (12/2/11 | Greeley, Colo.) L, 60-66

Colorado State (1-6)												
##	Player	FG	3FG	FT	O-D-REB	PF	PTS	A	TO	BK	ST	MIN
11	HEIMSTRA, M. f	4-8	0-0	0-2	2-2-4	5	8	1	6	2	1	22
12	MARTIN, S. f	5-12	0-1	5-5	6-7-13	2	15	2	3	1	1	34
03	THOMPSON, H. g	1-7	0-1	0-0	1-3-4	1	2	3	3	0	1	34
05	MESTDAGH, K. g	10-20	6-14	2-2	0-2-2	4	28	3	2	1	6	39
21	MAKEEVER, M. g	2-6	1-3	2-2	0-2-2	2	7	4	2	0	0	32
01	FORTE, L.	0-1	0-0	0-0	0-0-0	0	0	1	1	0	0	9
13	HARTIG, K.	0-2	0-0	0-1	3-1-4	4	0	2	2	0	0	19
20	SPOTTON, K.	0-1	0-0	0-0	2-3-5	0	0	0	2	1	0	10
23	HUNT, M.	0-0	0-0	0-0	0-0-0	0	0	0	0	0	0	1
Team		1-2-3										
Totals.....		22-57	7-19	9-12	15-22-37	18	60	16	22	5	9	200
TOTAL FG%		1st Half: 12-28 42.9%		2nd Half: 10-29 34.5%		Game: 38.6%		DEADBALL				
3-Pt. FG%		1st Half: 4-8 50.0%		2nd Half: 3-11 27.3%		Game: 36.8%		REBOUNDS				
F Throw %		1st Half: 4-4 100%		2nd Half: 5-8 62.5%		Game: 75.0%		REBOUNDS		1		

Northern Colorado (5-3)												
##	Player	FG	3FG	FT	O-D-REB	PF	PTS	A	TO	BK	ST	MIN
21	OOSDYKE f	2-7	0-1	0-0	2-3-5	4	4	1	3	0	1	22
24	BROWN f	4-9	4-7	2-3	0-2-2	1	14	1	3	0	0	35
23	LOCKRIDGE c	1-2	0-0	0-0	0-0-0	2	2	2	1	1	0	12
03	STRANGE g	9-16	0-0	4-5	1-7-8	2	22	4	3	0	2	40
15	TIMM g	2-7	2-5	0-0	0-5-5	1	6	1	3	0	1	25
11	VIDOVIC	0-2	0-1	2-2	0-0-0	0	2	2	1	0	1	17
12	MARIN	0-1	0-1	0-0	0-0-0	0	0	1	0	0	1	2
25	DUEHN	2-5	0-2	0-0	2-0-2	1	4	0	3	2	1	19
44	LEE	6-7	0-0	0-0	3-4-7	1	12	2	1	0	1	28
TEAM		2-0-2										
Totals.....		26-56	6-17	8-10	10-21-31	12	66	14	18	3	8	200
TOTAL FG%		1st Half: 13-30 43.3%		2nd Half: 13-26 50.0%		Game: 46.4%		DEADBALL				
3-Pt. FG%		1st Half: 2-7 28.6%		2nd Half: 4-10 40.0%		Game: 35.3%		REBOUNDS				
F Throw %		1st Half: 3-3 100%		2nd Half: 5-7 71.4%		Game: 80.0%		REBOUNDS		0,1		

## Colorado State at Toledo (12/4/11 | Toledo, Ohio) L, 51-58

Colorado State (1-7)												
##	Player	FG	3FG	FT	O-D-REB	PF	PTS	A	TO	BK	ST	MIN
11	HEIMSTRA, M. f	3-4	0-0	1-3	0-3-3	1	7	1	5	1	1	28
12	MARTIN, S. f	8-12	0-2	5-5	3-4-7	5	21	1	7	1	1	35
01	FORTE, L. g	3-4	2-2	0-0	0-2-2	4	8	4	4	0	2	38
05	MESTDAGH, K. g	6-14	2-7	0-0	0-5-5	1	14	4	6	0	0	39
21	MAKEEVER, M. g	0-2	0-1	0-0	0-1-1	1	0	1	1	0	0	5
03	THOMPSON, H.	0-4	0-2	1-2	1-5-6	0	1	2	0	1	0	28
13	HARTIG, K.	0-0	0-0	0-0	0-3-3	2	0	0	1	1	1	13
20	SPOTTON, K.	0-4	0-0	0-0	1-1-2	1	0	0	2	1	0	14
TEAM		2-1-3										
Totals.....		20-44-14	7-10	7-25-32	15	51	13	27	5	5	201	
TOTAL FG%		1st Half: 9-21 42.9%		2nd Half: 11-23 47.8%		Game: 45.5%		DEADBALL				
3-Pt. FG%		1st Half: 3-9 33.3%		2nd Half: 1-5 20.0%		Game: 28.6%		REBOUNDS				
F Throw %		1st Half: 1-3 33.3%		2nd Half: 6-7 85.7%		Game: 70.0%		REBOUNDS		2		

Toledo (5-2)												
##	Player	FG	3FG	FT	O-D-REB	PF	PTS	A	TO	BK	ST	MIN
03	SMITH f	3-5	0-0	0-0	1-3-4	0	6	3	0	0	0	25
44	BAUMGARTNER f	0-1	0-1	0-0	0-0-0	3	0	1	1	0	0	10
02	INGERSOLL g	4-9	2-6	0-0	1-2-3	1	10	1	3	0	0	34
22	DORTCH g	6-13	1-3	3-4	1-4-5	0	16	8	2	0	2	37
35	LINN g	5-13	2-6	0-0	1-2-3	1	12	0	2	0	2	30
05	REED-LEWIS	0-0	0-0	0-0	1-1-2	0	0	0	1	0	0	5
12	McCORMICK	0-1	0-1	0-0	0-0-0	0	0	0	0	0	1	10
23	ZANOQUERA	1-5	0-4	1-1	1-4-5	0	3	0	1	0	1	16
33	RICHARDSON	5-9	0-0	1-2	3-1-4	3	11	3	6	2	1	30
50	JONES	0-2	0-0	0-0	0-0-0	1	0	0	1	0	0	3
TEAM		2-1-3										
Totals.....		24-58-21	5-7	11-18-29	9	58	16	17	2	7	200	
TOTAL FG%		1st Half: 9-28 32.1%		2nd Half: 15-30 50.0%		Game: 41.4%		DEADBALL				
3-Pt. FG%		1st Half: 1-11 9.1%		2nd Half: 4-10 40.0%		Game: 23.8%		REBOUNDS				
F Throw %		1st Half: 4-5 80.0%		2nd Half: 1-2 50.0%		Game: 71.4%		REBOUNDS		0		

## Colorado State vs. North Dakota (12/8/10 | Moby Arena) W, 58-52

North Dakota (4-4)												
##	Player	FG	3FG	FT	O-D-REB	PF	PTS	A	TO	BK	ST	MIN
13	BUCK f	1-6	0-3	5-6	3-3-6	3	7	4	2	0	3	34
52	WALL c	2-6	0-0	0-0	0-5-5	1	4	0	2	0	0	17
03	MOTHERSHED, Cna g	3-6	0-1	2-2	4-1-5	2	8	1	1	0	1	26
11	SMART g	3-8	1-4	0-0	1-1-2	3	7	1	3	0	1	21
12	ROTHFUSZ g	2-9	1-2	0-0	2-2-4	2	5	1	1	1	0	30
10	MOTHERSHED, Cni	1-9	1-4	0-0	1-0-1	2	3	1	3	0	2	25
20	WILLIAMS	1-3	0-0	0-0	0-3-3	3	2	0	3	1	2	14
21	MILLS	1-2	0-1	0-0	1-0-1	0	2	0	0	0	0	4
23	EVERS	2-5	0-0	1-2	1-0-1	0	5	0	2	0	2	16
32	HOUDEK	3-6	0-0	0-0	1-1-2	1	6	0	1	1	1	7
34	LAUCK	1-3	0-1	1-1	0-1-1	1	3	0	1	0	1	6
TEAM		1-3-4										
Totals.....		20-63	3-16	9-11	15-20-35	18	52	8	19	3	13	200
TOTAL FG%		1st Half: 9-36 25.0%		2nd Half: 9-36 25.0%		Game: 31.7%		DEADBALL				
3-Pt. FG%		1st Half: 1-6 16.7%		2nd Half: 2-10 20.0%		Game: 18.8%		REBOUNDS				
F Throw %		1st Half: 4-5 80.0%		2nd Half: 5-6 83.3%		Game: 81.8%		REBOUNDS		0		

Colorado State (2-7)												
##	Player	FG	3FG	FT	O-D-REB	PF	PTS	A	TO	BK	ST	MIN
12	MARTIN, S. f	5-8	0-1	2-3	0-3-3	4	12	1	2	2	1	31
13	HARTIG, K. f	3-5	0-0	1-2	1-2-3	2	7	0	1	2	1	27
01	FORTE, L. g	2-4	1-2	5-6	0-1-1	1	10	2	1	0	4	38
03	THOMPSON, H. g	3-5	0-0	0-2	3-1-4	0	6	2	1	0	0	30
05	MESTDAGH, K. g	5-14	1-8	0-0	2-6-8	3	11	3	10	0	2	31
11	HEIMSTRA, M.	1-2	0-1	4-4	0-11-11	4	6	1	6	2	2	15
20	SPOTTON, K.	0-0	0-0	0-0	0-0-0	0	0	0	1	0	0	7
21	MAKEEVER, M.	0-3	0-1	2-2	0-1-1	1	2	0	1	0	1	13
23	HUNT, Morgan	2-3	0-0	0-0	0-1-1	0	4	0	0	0	0	8
TEAM		1-4-5										
Totals.....		21-44	2-13	14-19	7-30-37	15	58	9	23	6	11	200
TOTAL FG%		1st Half: 13-25 52.0%		2nd Half: 8-19 42.1%		Game: 47.7%		DEADBALL				
3-Pt. FG%		1st Half: 2-7 28.6%		2nd Half: 0-6 0.0%		Game: 15.4%		REBOUNDS				
F Throw %		1st Half: 2-3 66.7%		2nd Half: 12-16 75.0%		Game: 73.7%		REBOUNDS		1		

## Colorado State vs. Maryville (12/11/11 | Moby Arena) W, 73-35

Maryville (2-5)												
##	Player	FG	3FG	FT	O-D-REB	PF	PTS	A	TO	BK	ST	MIN
22	Childs f	2-8	2-5	6-7	1-1-2	0	12	0	7	0	1	28
42	Duethman f	3-8	2-4	1-2	0-1-1	1	9	0	3	0	2	25
32	Flynn c	0-3	0-0	0-0	0-0-0	2	0	0	0	0	2	14
05	Thompson g	1-7	0-1	0-0	0-3-3	3	2	2	0	2	2	28
13	Miller g	0-8	0-6	0-0	2-2-4	3	0	2	2	0	2	30
02	Oney, g	0-3	0-3	0-0	0-2-2	1	0	1	2	0	0	17
12	Baker	2-3	2-3	0-0	0-4-4	2	6	0	4	0	0	18
20	Tyner	2-2	0-0	0-0	0-0-0	0	4	1	0	0	0	6
40	Robison	0-4	0-4	0-0	1-1-2	1	0	0	1	0	0	10
41	Lorton	0-0	0-0	2-2	2-0-2	2	2	0	3	1	0	20
44	Pepowski	0-3	0-0	0-0	1-0-1	0	0	0	0	0	2	4
TEAM		1-2-3										
Totals.....		10-49	6-26	9-11	8-16-24	15	35	6	22	1	11	200
TOTAL FG%		1st Half: 3-23 13.0%		2nd Half: 7-26 26.9%		Game: 20.4%		DEADBALL				
3-Pt. FG%		1st Half: 2-14 14.3%		2nd Half: 4-12 33.3%		Game: 23.1%		REBOUNDS				
F Throw %		1st Half: 2-2 100%		2nd Half: 7-9 77.8%		Game: 81.8%		REBOUNDS		2		

Colorado State (3-7)												
##	Player	FG	3FG	FT	O-D-REB	PF	PTS	A	TO	BK	ST	MIN
13	HARTIG, K. f	7-12	0-0	2-3	0-1-1	1	16	2	6	0	1	24
20	SPOTTON, K. f	4-6	0-0	1-2	4-2-6	3	9	1	1	0	2	23
01	FORTE, L. g	1-3	0-0	3-3	0-5-5	0	5	3	2	0	4	31
03	THOMPSON, H. g	2-7	1-1	2-2	2-6-8	1	7	4	1	1	2	29
05	MESTDAGH, K. g	6-11	5-7	6-6	0-1-1	1	23	1	0	1	2	20
02	WIENS, A.	2-4	0-0	0-0	0-2-2	2	4	2	3	0	0	12
11	HEIMSTRA, M.	0-0	0-0	0-0	0-2-2	2	0	2	1	0	2	13
12	MARTIN, S.	2-4	0-1	0-0	1-1-2	0	4	0	3	0	0	10
14	CHAVEZ, C.	1-2	0-0	0-0	0-2-2	0	2	2	0	0	0	14
23	HUNT, M.	1-3	0-0	1-2	2-3-5	1	3	0	4	0	0	24
TEAM		2-6-8										
Totals.....		26-52	6-9	15-18	11-31-42	11	73					



**Colorado State vs Bowling Green (12/31/11 | Moby Arena) L, 57-70**

Bowling Green (10-3)													
##	Player	FG	3FG	FT	O-D-REB	PF	PTS	A	TO	BK	ST	MIN	
32	ROGERS	f	2-5	1-2	1-2	3-5-8	3	6	0	3	0	2	26
42	HAVEL	f	3-5	0-1	2-3	1-4-5	3	8	1	2	0	1	34
01	MATTHEWS	g	4-10	4-8	0-0	0-0-0	3	12	2	1	0	0	21
14	SLAGLE	g	3-8	0-2	2-2	0-2-4	4	8	5	3	0	1	33
21	STEFFEN	g	8-16	4-11	5-5	3-4-7	1	25	4	1	0	3	38
03	HOEKSTRA	0-1	0-1	0-0	0-0-0	0	0	0	0	0	0	0	2
11	HALFHILL	1-5	1-3	0-0	0-0-0	0	3	1	1	0	0	0	13
13	YODER	0-2	0-2	0-0	0-0-0	0	0	1	1	0	0	0	6
20	PAPENFUSS	1-2	0-0	2-2	1-2-3	2	4	0	0	0	0	0	11
24	PASTOR	2-2	0-0	0-0	1-0-1	0	4	1	1	0	0	0	7
40	STEIN	0-2	0-0	0-0	2-2-4	0	0	0	1	0	0	0	7
45	OGLE	0-0	0-0	0-0	0-0-0	0	0	0	0	0	0	0	2
TEAM					0-3-3								
Totals.....		24-58	10-30	12-14	11-22-33	16	70	15	14	0	7	200	
TOTAL FG%		1st Half: 12-29 41.4%		2nd Half: 12-29 41.4%		Game: 41.4%		DEADBALL					
3-Pt. FG%		1st Half: 6-16 37.5%		2nd Half: 4-14 28.6%		Game: 33.3%		REBOUNDS					
F Throw %		1st Half: 2-3 66.7%		2nd Half: 1-1 90.9%		Game: 85.7%		1					

**Colorado State (3-10)**

##	Player	FG	3FG	FT	O-D-REB	PF	PTS	A	TO	BK	ST	MIN	
05	MESTDAGH, K.	f	2-7	0-2	3-4	1-4-5	4	7	4	4	0	3	30
12	MARTIN, S.	f	5-8	0-1	2-2	0-4-4	0	12	0	1	0	1	27
13	HARTIG, K.	f	1-5	0-0	0-0	0-2-2	2	2	0	6	0	0	16
01	FORTE, L.	g	3-5	0-1	1-2	0-2-2	1	7	2	1	0	0	38
03	THOMPSON, H.	g	2-5	0-1	0-0	2-0-2	1	4	2	4	0	0	29
04	MESTDAGH, H.	0-0	0-0	0-0	0-1-1	1	0	0	0	0	1	5	
11	HEIMSTRA, M.	4-10	0-1	4-4	3-6-9	3	12	1	0	1	1	27	
20	SPOTTON, K.	2-6	0-0	3-4	1-1-2	4	7	0	1	0	0	19	
23	HUNT, M.	2-3	0-0	2-2	0-3-3	0	6	0	0	0	0	9	
TEAM					0-1-1								
Totals.....		21-49	0-6	15-18	7-24-31	16	57	9	17	1	6	200	
TOTAL FG%		1st Half: 11-30 36.7%		2nd Half: 10-19 52.6%		Game: 42.9%		DEADBALL					
3-Pt. FG%		1st Half: 0-4 0.0%		2nd Half: 0-2 0.0%		Game: 0.0%		REBOUNDS					
F Throw %		1st Half: 3-3 100%		2nd Half: 12-15 80.0%		Game: 83.3%		2					

**Colorado State vs. CSU Bakersfield (1/4/12 | Moby Arena) W, 65-63**

Colorado State (4-10)													
##	Player	FG	3FG	FT	O-D-REB	PF	PTS	A	TO	BK	ST	MIN	
01	FORTE, L.	g	6-13	1-5	2-2	0-4-4	2	15	7	3	0	1	39
03	THOMPSON, H.	g	1-3	0-1	0-0	0-4-4	0	2	3	2	0	0	25
12	MARTIN, S.	f	9-14	0-2	3-3	2-7-9	4	21	0	0	0	0	29
20	SPOTTON, K.	f	7-9	0-0	3-4	3-4-7	2	17	2	4	0	1	37
23	HUNT, M.	f	1-2	0-0	0-0	0-2-2	1	2	0	3	1	0	12
04	MESTDAGH, H.	0-0	0-0	0-0	0-0-0	0	0	0	0	0	0	1	1
05	MESTDAGH, K.	0-5	0-3	0-0	0-3-3	2	0	6	5	0	6	25	
11	HEIMSTRA, M.	3-9	0-0	0-0	3-7-10	4	6	1	3	0	2	21	
13	HARTIG, K.	1-3	0-0	0-0	2-0-2	2	2	1	3	1	0	11	
TEAM					1-1-2								
Totals.....		28-58	1-11	8-9	11-32-43	17	65	20	23	2	10	200	
TOTAL FG%		1st Half: 12-27 44.4%		2nd Half: 16-31 51.6%		Game: 48.3%		DEADBALL					
3-Pt. FG%		1st Half: 1-5 20.0%		2nd Half: 0-6 0.0%		Game: 9.1%		REBOUNDS					
F Throw %		1st Half: 1-2 50.0%		2nd Half: 7-7 100%		Game: 88.9%		1					

**CSU Bakersfield (3-15)**

##	Player	FG	3FG	FT	O-D-REB	PF	PTS	A	TO	BK	ST	MIN	
03	Williams	g	3-12	1-6	1-3	2-4-6	1	8	3	1	0	0	34
04	Ford	g	3-8	2-4	0-0	0-3-3	1	8	3	3	0	0	30
21	Herman	g	7-19	3-10	2-2	1-0-1	0	19	4	3	0	4	39
24	McKenney	g	2-7	1-5	2-2	1-0-1	3	7	2	0	0	3	26
31	Carter	f	3-9	1-6	2-3	1-4-5	4	9	4	5	1	0	28
11	Hinkens	2-5	2-4	2-2	1-2-3	0	8	0	1	0	2	24	
23	Smith	1-4	0-0	2-2	4-3-7	0	4	1	2	1	1	19	
TEAM					3-2-5								
Totals.....		21-64	10-35	11-14	13-18-31	9	63	17	15	2	10	200	
TOTAL FG%		1st Half: 9-31 29.0%		2nd Half: 12-33 36.4%		Game: 32.8%		DEADBALL					
3-Pt. FG%		1st Half: 3-13 23.1%		2nd Half: 7-22 31.8%		Game: 28.6%		REBOUNDS					
F Throw %		1st Half: 8-10 80.0%		2nd Half: 3-4 75.0%		Game: 78.6%		1					

**Colorado State at Seattle (1/8/12 | Seattle, Wash.) L, 43-61**

Colorado State (4-11)													
##	Player	FG	3FG	FT	O-D-REB	PF	PTS	A	TO	BK	ST	MIN	
11	HEIMSTRA, M.	f	1-7	0-0	1-4	1-2-3	1	3	2	4	0	3	25
12	MARTIN, S.	f	0-2	0-0	1-2	3-1-4	0	1	1	0	0	0	7
20	SPOTTON, K.	f	4-10	0-0	3-4	2-1-3	4	11	0	6	0	1	31
01	FORTE, L.	g	1-5	0-2	0-0	0-1-1	1	2	2	5	0	1	31
03	THOMPSON, H.	g	2-4	0-0	2-2	1-2-3	2	6	1	1	0	0	25
02	WIENS, A.	0-0	0-0	0-0	0-0-0	0	0	0	0	0	0	0	1
04	MESTDAGH, H.	1-1	0-0	0-0	0-1-1	0	2	1	1	0	0	0	9
05	MESTDAGH, K.	4-12	2-9	0-1	2-7-9	2	10	1	3	0	3	32	
13	HARTIG, K.	2-5	0-0	2-2	1-3-4	3	6	0	1	1	0	0	23
14	CHAVEZ, C.	0-0	0-0	0-0	0-0-0	0	0	0	0	0	0	0	2
23	HUNT, M.	1-1	0-0	0-0	0-1-1	1	2	1	2	0	0	0	14
TEAM					2-0-2								
Totals.....		16-47	2-11	9-15	12-19-31	14	43	9	24	1	8	200	
TOTAL FG%		1st Half: 11-25 44.0%		2nd Half: 5-22 22.7%		Game: 34.0%		DEADBALL					
3-Pt. FG%		1st Half: 2-5 40.0%		2nd Half: 0-6 0.0%		Game: 18.2%		REBOUNDS					
F Throw %		1st Half: 2-4 50.0%		2nd Half: 7-11 63.6%		Game: 60.0%		2,1					

**Seattle (10-6)**

##	Player	FG	3FG	FT	O-D-REB	PF	PTS	A	TO	BK	ST	MIN	
14	Ward	f	3-9	0-2	4-4	1-0-1	3	10	0	2	1	2	32
41	Sowell	f	4-8	0-0	5-5	6-5-11	4	13	0	2	1	2	32
01	Shephard	g	4-7	1-2	0-0	1-6-7	3	9	2	2	0	1	34
05	Kerfoot	g	2-6	2-6	1-2	1-2-3	0	7	1	0	0	2	20
11	Rhea	g	6-15	1-8	3-4	0-5-5	1	16	4	3	0	0	37
24	Brown	1-4	0-1	0-0	1-1-2	2	2	2	5	0	4	23	
35	McCarthy	1-2	0-1	0-0	0-0-0	0	2	0	1	0	0	8	
45	Adhiambo	0-3	0-0	2-2	2-2-4	2	2	1	3	0	5	14	
TEAM					1-2-3								
Totals.....		21-54	4-20	15-17	13-23-36	15	61	10	18	2	16	200	
TOTAL FG%		1st Half: 9-27 33.3%		2nd Half: 12-27 44.4%		Game: 38.9%		DEADBALL					
3-Pt. FG%		1st Half: 2-12 16.7%		2nd Half: 2-8 25.0%		Game: 20.0%		REBOUNDS					
F Throw %		1st Half: 3-4 75.0%		2nd Half: 12-13 92.3%		Game: 88.2%		2					

**Colorado State vs. Air Force (1/11/12 | Moby Arena) W, 73-39**

Air Force (5-11, 0-1 MW)													
##	Player	FG	3FG	FT	O-D-REB	PF	PTS	A	TO	BK	ST	MIN	
25	IVEY	f	0-6	0-0	1-2	3-5-8	4	1	1	1	0	1	29
30	SATTERFIELD	f	2-6	0-0	1-4	3-2-5	3	5	0	1	0	2	34
32	JAMES	f	4-14	0-0	6-11	2-3-5	3	14	0	2	0	5	32
02	LEIPPRANDT	g	1-9	0-1	4-5	2-2-4	2	6	0	6	0	1	23
20	THOMPSON	g	1-8	0-2	0-0	1-2-3	0	2	0	3	0	0	24
03	BLAGOWSKY	0-3	0-3	0-0	1-0-1	1	0	2	2	0	0	0	12
05	SORRERA	1-2	0-0	0-0	2-1-3	1	2	0	1	0	0	0	13
11	MEDINA	1-4	0-1	0-0	3-0-3	2	2	0	2	0	1	9	
13	JEFFERY	0-1	0-0	0-0	0-0-0	0	0	0	0	0	0	4	
15	O'NEIL	1-5	0-0	5-8	1-1-2	2	7	0	1	0	2	16	
21	BOHANNON	0-1	0-0	0-0	0-0-0	0	0	0	1	0	0	0	3
31	JOHNSON	0-0	0-0	0-0	0-0-0	0	0	0	0	0	1	1	1
TEAM					3-2-5								
Totals.....		11-59	0-7	17-30	21-18-39	18	39	3	21	0	13	200	
TOTAL FG%		1st Half: 4-33 12.1%		2nd Half: 7-26 26.9%		Game: 18.6%		DEADBALL					
3-Pt. FG%		1st Half: 0-4 0.0%		2nd Half: 0-3 0.0%		Game: 0.0%		REBOUNDS					
F Throw %		1st Half: 5-8 62.5%		2nd Half: 12-22 54.5%		Game: 56.7%		5					

**Colorado State (5-1, 1-0 MW)**

##	Player	FG	3FG	FT	O-D-REB	PF	PTS	A	TO	BK	ST	MIN	
12	MARTIN, S.	f	7-8	1-1	2-4	2-4-6	4	17	0	2	2	1	23
13	HARTIG, K.	f	2-5	0-0	0-1	1-6-7	5	4	3	3	1	1	26
01	FORTE, L.	g	3-7	1-2	3-3	0-3-3	1	10	3	3	0	2	33
03	THOMPSON, H.	g	0-5	0-0	2-4	0-3-3	1	2	4	0	0	0	24
05	MESTDAGH, K.	g	3-7	3-5	2-2	3-4-7	2	11	3	2	1	2	19
02	WIENS, A.	0-0	0-0	0-0	0-0-0	0	0	0	1	0	0</		





Colorado State vs. Wyoming (1/21/12 | Moby Arena) W, 62-58

Wyoming (6-11, 2-2 MW)
# Player FG 3FG FT O-D-REB PF PTS A TO BK ST MIN
04 WOODWARD f 9-11 3-3 2-2 2-4-6 1 23 1 5 0 2 40
13 SICKLES f 3-6 1-1 0-1 2-3-5 3 7 0 1 0 0 30
33 SEWELL f 4-10 0-0 2-5 3-4-7 5 10 2 2 0 1 28
23 LANDRY g 0-2 0-0 3-4 0-1-1 2 3 1 4 0 0 18
31 MILETO g 2-8 1-2 0-0 1-2-3 3 5 0 2 0 0 33
02 GORRELL 0-0 0-0 2-2 0-4-4 0 2 3 2 1 0 19
22 FREEZE 2-3 1-1 0-1 0-4-4 0 5 1 0 0 0 14
32 HOFFMAN 1-4 1-2 0-0 0-1-1 1 3 1 0 0 0 10
40 SIBREL 0-1 0-0 0-0 0-1-1 0 0 0 2 0 0 8
TEAM 1-0-1
Totals..... 21-45 7-9 9-15 9-24-33 15 58 9 18 1 3 200
TOTAL FG% 1st Half: 9-24 37.5% 2nd Half: 12-21 57.1% Game: 46.7% DEADBALL
3-Pt. FG% 1st Half: 3-5 60.0% 2nd Half: 4-4 100% Game: 77.8% REBOUNDS
F Throw % 1st Half: 2-2 100% 2nd Half: 7-13 53.8% Game: 60.0% 2

Colorado State (7-12, 3-1 MW)

# Player FG 3FG FT O-D-REB PF PTS A TO BK ST MIN
12 MARTIN, S. f 5-10 0-0 2-2 3-3-6 3 12 1 0 0 2 25
13 HARTIG, K. f 3-9 0-0 2-4 2-1-3 5 8 2 3 0 1 22
01 FORTE, L. g 1-6 0-1 2-2 1-2-3 1 4 8 2 0 3 36
03 THOMPSON, H. g 4-7 1-1 0-0 0-4-4 2 9 4 0 0 3 36
05 MESTDAGH, K. g 8-14 3-6 2-2 1-4-5 3 21 1 3 0 3 36
04 MESTDAGH, H. 0-1 0-1 0-0 0-0-0 0 0 0 0 0 0 5
11 HEIMSTRA, M. 4-9 0-1 0-0 0-2-2 3 8 4 1 1 0 27
20 SPOTTON, K. 0-0 0-0 0-0 0-3-3 2 0 0 2 0 1 10
23 HUNT, M. 0-0 0-0 0-0 0-0-0 0 0 0 0 0 0 3
TEAM 1-0-1
Totals..... 25-56 4-10 8-10 8-19-27 19 62 20 11 2 12 200
TOTAL FG% 1st Half: 10-24 41.7% 2nd Half: 15-32 46.9% Game: 44.6% DEADBALL
3-Pt. FG% 1st Half: 1-5 20.0% 2nd Half: 3-5 60.0% Game: 40.0% REBOUNDS
F Throw % 1st Half: 4-6 66.7% 2nd Half: 4-4 100% Game: 80.0% 1

Colorado State vs. New Mexico (1/25/12 | Moby Arena) W, 61-54

New Mexico (6-13, 0-5 MW)
# Player FG 3FG FT O-D-REB PF PTS A TO BK ST MIN
23 TORRANCE f 2-4 1-1 4-5 2-6-8 5 9 3 4 1 3 27
12 NELSON g 2-5 2-5 0-0 0-2-2 2 6 3 3 0 1 32
21 JACKSON g 2-8 0-0 2-2 2-0-2 0 6 6 3 0 1 25
24 DURBIN g 5-10 2-3 1-1 2-3-5 2 13 0 6 0 1 33
35 NNAJI g 1-3 0-0 0-0 0-3-3 2 2 0 2 1 0 25
11 TAYLOR 4-10 4-9 2-2 1-1-2 2 14 2 2 0 0 29
14 ERSKINE 1-2 0-0 0-0 0-3-3 1 2 0 0 0 0 13
25 RHOADES 0-1 0-0 0-0 0-1-1 0 0 0 1 1 0 9
43 STARK 1-1 0-0 0-2 0-1-1 0 2 0 1 0 0 7
TEAM 1-1-2
Totals..... 18-44 9-18 9-12 8-21-29 14 54 14 22 3 6 200
TOTAL FG% 1st Half: 8-23 34.8% 2nd Half: 10-21 47.6% Game: 40.9% DEADBALL
3-Pt. FG% 1st Half: 3-9 33.3% 2nd Half: 6-9 66.7% Game: 50.0% REBOUNDS
F Throw % 1st Half: 4-4 100% 2nd Half: 5-8 62.5% Game: 75.0% 1

Colorado State (8-12, 4-1 MW)

# Player FG 3FG FT O-D-REB PF PTS A TO BK ST MIN
12 MARTIN, S. f 7-14 0-0 1-1 2-5-7 4 15 2 1 0 0 29
13 HARTIG, K. f 2-2 0-0 0-0 3-2-5 2 4 2 3 0 1 28
01 FORTE, L. g 0-3 0-0 0-1 0-0-0 0 0 6 2 0 2 36
03 THOMPSON, H. g 3-9 0-1 0-1 1-6-7 1 6 2 2 0 2 34
05 MESTDAGH, K. g 7-15 3-7 2-2 1-1-2 4 19 3 5 0 3 26
04 MESTDAGH, H. 1-2 1-2 0-0 0-0-0 0 3 1 0 0 0 4
11 HEIMSTRA, M. 5-9 0-0 0-0 3-6-9 2 10 2 3 1 3 28
20 SPOTTON, K. 2-4 0-0 0-0 0-1-1 0 4 1 0 0 2 15
TEAM 2-0-2
Totals..... 27-58 4-10 3-5 12-21-33 13 61 19 16 1 13 200
TOTAL FG% 1st Half: 13-27 48.1% 2nd Half: 14-31 45.2% Game: 46.6% DEADBALL
3-Pt. FG% 1st Half: 1-4 25.0% 2nd Half: 3-6 50.0% Game: 40.0% REBOUNDS
F Throw % 1st Half: 0-0 0.0% 2nd Half: 3-5 60.0% Game: 60.0% 0

Colorado State at San Diego State (1/28/12 | San Diego, Calif.) L, 57-66

Colorado State (8-13, 4-2 MW)
# Player FG 3FG FT O-D-REB PF PTS A TO BK ST MIN
12 MARTIN, S. f 4-9 0-2 3-3 4-3-7 1 11 3 4 1 0 36
13 HARTIG, K. f 0-1 0-0 0-0 0-1-1 4 0 0 3 0 0 13
01 FORTE, L. g 2-5 0-1 0-0 1-2-3 1 4 4 2 0 2 39
03 THOMPSON, H. g 1-4 1-2 1-2 2-1-3 1 4 1 1 0 0 24
05 MESTDAGH, K. g 8-16 3-8 2-3 0-6-6 2 21 2 3 0 3 37
11 HEIMSTRA, M. 4-8 0-1 3-4 1-3-4 3 11 4 4 1 2 27
20 SPOTTON, K. 3-4 0-0 0-0 1-0-1 4 6 0 4 0 2 20
23 HUNT, M. 0-0 0-0 0-2 0-1-1 0 0 0 0 1 0 4
TEAM 2-2-4
Totals..... 22-47 4-14 9-14 11-19-30 16 57 14 22 3 9 200
TOTAL FG% 1st Half: 9-23 39.1% 2nd Half: 13-24 54.2% Game: 46.8% DEADBALL
3-Pt. FG% 1st Half: 3-6 50.0% 2nd Half: 1-8 12.5% Game: 28.6% REBOUNDS
F Throw % 1st Half: 4-5 80.0% 2nd Half: 5-9 55.6% Game: 64.3% 3

San Diego State (16-4, 6-0 MW)

# Player FG 3FG FT O-D-REB PF PTS A TO BK ST MIN
55 TUTT f 0-3 0-0 0-0 2-1-3 0 0 0 0 2 3 29
42 NAHINU c 1-3 0-0 0-0 0-1-1 2 2 0 0 1 1 11
01 HOPKINS g 4-7 0-0 7-9 1-3-4 3 15 8 0 0 1 25
31 STAMPS g 4-11 1-4 0-0 0-0-0 2 9 0 2 0 0 29
54 CLEMENTS g 7-16 5-8 0-0 3-2-5 4 19 1 4 0 3 34
04 SWEAT 3-3 0-0 0-0 0-1-1 0 6 0 2 0 0 11
11 HARVEY 1-3 1-2 0-0 0-0-0 1 3 0 2 0 0 10
14 CULBERSON 1-3 0-0 6-8 6-2-8 2 8 0 2 1 1 29
13 HUNTER 0-0 0-0 1-2 0-0-0 0 1 0 0 0 0 3
22 CLARK 0-1 0-1 0-0 0-0-0 0 0 0 0 0 0 2
25 GRIFFIN 1-2 1-1 0-0 0-0-0 1 3 0 2 0 1 9
34 AMARIKWA 0-1 0-0 0-0 0-4-4 1 0 0 0 0 0 8
TEAM 3-1-4
Totals..... 22-53 8-16 14-19 15-15-30 16 66 9 16 4 10 200
TOTAL FG% 1st Half: 12-33 36.4% 2nd Half: 10-20 50.0% Game: 41.5% DEADBALL
3-Pt. FG% 1st Half: 5-9 55.6% 2nd Half: 3-7 42.9% Game: 50.0% REBOUNDS
F Throw % 1st Half: 4-4 100% 2nd Half: 10-15 66.7% Game: 73.7% 2,1

Colorado State vs UNLV (2/1/12 | Moby Arena) W, 74-62

UNLV (17-6, 5-2 MW)
# Player FG 3FG FT O-D-REB PF PTS A TO BK ST MIN
03 NZEUKOU f 3-11 0-0 3-4 4-1-5 1 9 0 1 1 0 30
11 SMITH f 3-8 0-2 1-2 5-2-7 4 7 2 0 1 0 34
05 STYLES c 3-10 0-0 2-3 4-2-6 2 8 0 5 0 1 26
30 BELL g 4-12 1-4 1-2 1-3-4 3 10 5 4 0 2 31
45 THOMPSON g 7-13 3-7 3-3 0-3-3 2 20 1 2 0 0 36
22 HAYNES 0-0 0-0 0-0 0-0-0 0 0 0 2 0 0 9
24 CESARZ 1-1 0-0 0-0 0-0-0 1 2 0 0 0 0 8
42 MILLER 1-5 0-2 0-0 1-1-2 3 2 0 1 0 0 10
51 SANFORD 2-3 0-0 0-0 0-1-1 1 4 0 1 1 3 16
TEAM 4-1-5
Totals..... 24-63 4-15 10-14 19-14-33 17 62 8 16 3 6 200
TOTAL FG% 1st Half: 10-27 37.0% 2nd Half: 14-36 38.9% Game: 38.1% DEADBALL
3-Pt. FG% 1st Half: 1-6 16.7% 2nd Half: 3-9 33.3% Game: 26.7% REBOUNDS
F Throw % 1st Half: 7-11 63.6% 2nd Half: 3-3 100% Game: 71.4% 3

Colorado State (9-13, 5-2 MW)

# Player FG 3FG FT O-D-REB PF PTS A TO BK ST MIN
12 MARTIN, S. f 2-6 0-1 0-0 5-2-7 4 4 5 2 2 0 28
13 HARTIG, K. f 4-5 0-0 0-0 2-4-6 3 8 1 3 0 0 24
01 FORTE, L. g 5-7 1-1 2-2 1-1-2 0 13 2 3 0 1 37
03 THOMPSON, H. g 4-9 0-2 0-1 1-3-4 1 8 1 3 1 0 32
05 MESTDAGH, K. g 7-16 3-7 5-8 1-8-9 2 22 5 1 0 4 34
11 HEIMSTRA, M. 2-3 0-0 9-10 0-1-1 3 13 0 2 2 1 26
20 SPOTTON, K. 2-3 0-0 0-1 0-1-1 2 4 0 2 0 0 14
23 HUNT, M. 1-2 0-0 0-0 0-0-0 0 2 0 0 0 1 5
TEAM 3-1-4
Totals..... 27-51 4-11 16-22 13-21-34 15 74 14 16 5 7 200
TOTAL FG% 1st Half: 15-29 51.7% 2nd Half: 12-22 54.5% Game: 52.9% DEADBALL
3-Pt. FG% 1st Half: 1-6 16.7% 2nd Half: 3-5 60.0% Game: 36.4% REBOUNDS
F Throw % 1st Half: 6-7 85.7% 2nd Half: 10-15 66.7% Game: 72.7% 3

Colorado State at Air Force (2/4/12 | Colo. Springs, Colo.) W, 77-39

Colorado State (10-13, 6-2 MW)
# Player FG 3FG FT O-D-REB PF PTS A TO BK ST MIN
12 MARTIN, S. f 6-10 1-1 7-7 4-2-6 2 20 3 0 2 1 22
13 HARTIG, K. f 1-5 0-0 0-0 1-0-1 1 2 0 0 1 0 7
01 FORTE, L. g 1-3 0-2 2-2 0-2-2 2 4 9 1 0 3 35
03 THOMPSON, H. g 2-4 1-2 0-0 1-3-4 2 5 0 2 0 1 27
05 MESTDAGH, K. g 5-11 2-6 6-6 2-4-6 2 18 8 4 0 4 23
02 WIENS, A. 1-2 0-0 0-0 0-0-0 1 2 0 2 0 0 12
11 HEIMSTRA, M. 4-5 1-1 0-1 1-3-4 1 9 1 0 3 1 18
14 CHAVEZ, C. 0-0 0-0 0-0 0-0-0 0 0 0 0 0 0 6
20 SPOTTON, K. 4-8 0-1 1-2 3-5-8 1 9 0 4 3 1 27
23 HUNT, M. 4-7 0-0 0-1 1-7-8 2 8 0 2 0 2 23
TEAM 0-1-1
Totals..... 28-55 5-13 16-19 13-27-40 14 77 21 18 9 13 200
TOTAL FG% 1st Half: 14-33 42.4% 2nd Half: 14-22 63.6% Game: 50.9% DEADBALL
3-Pt. FG% 1st Half: 2-7 28.6% 2nd Half: 3-6 50.0% Game: 38.5% REBOUNDS
F Throw % 1st Half: 10-11 90.9% 2nd Half: 6-8 75.0% Game: 84.2% 1

Air Force (5-18, 0-8 MW)

# Player FG 3FG FT O-D-REB PF PTS A TO BK ST MIN
25 IVEY f 1-7 0-0 0-0 1-2-3 3 2 0 0 0 0 19
30 SATTERFIELD f 2-7 0-0 0-0 1-2-3 3 4 1 3 0 2 27
32 JAMES f 1-4 0-0 2-2 1-1-2 4 4 2 4 0 0 19
05 SORRERA g 0-5 0-1 0-0 0-1-1 1 0 1 0 0 1 20
21 BOHANNON g 0-3 0-0 0-0 2-2-4 1 0 3 2 0 0 20
02 LEIPPRANDT 1-5 0-0 3-4 0-0-0 1 5 1 0 0 3 12
03 BLAGOWSKY 0-0 0-0 2-2 0-0-0 0 2 0 0 0 0 4
11 MEDINA 2-3 1-1 0-0 0-1-1 0 5 0 3 0 1 9
13 JEFFERY 0-2 0-1 0-0 0-0-0 0 0 0 1 0 0 10
15 O'NEIL 3-6 0-0 0-0 1-2-3 3 6 0 3 0 0 14
20 THOMPSON 1-2 0-0 0-0 0-0-0 1 2 0 2 0 0 7
23 WILSON 1-4 0-0 1-2 1-0-1 0 3 0 1 0 0 12
24 HILBIG 1-1 0-0 2-2 1-1-2 2 4 1 3 0 1 9
31 JOHNSON 0-1 0-0 2-2 2-4-6 1 2 0 2 0 0 18
TEAM 1-0-1
Totals..... 13-50 1-3 12-14 11-16-27 20 39 9 24 0 8 200
TOTAL FG% 1st Half: 4-19 21.1% 2nd Half: 9-31 29.0% Game: 26.0% DEADBALL
3-Pt. FG% 1st Half: 0-2 0.0% 2nd Half: 1-1 100% Game: 33.3% REBOUNDS
F Throw % 1st Half: 3-4 75.0% 2nd Half: 9-10 90.0% Game: 85.7% 1

Colorado State vs TCU (2/11/12 | Moby Arena) W, 61-59

TCU (11-13, 5-4 MW)
# Player FG 3FG FT O-D-REB PF PTS A TO BK ST MIN
22 GROSS f 3-5 0-1 1-1 0-0-1 2 7 0 0 2 1 29
21 LOVINGS c 3-5 0-0 0-0 1-2-3 1 6 1 1 2 1 20
01 THOMPSON g 1-5 0-2 3-4 2-2-4 4 5 2 6 0 1 31
02 WILLIAMS g 0-3 0-3 0-0 0-0-0 1 0 1 3 0 1 28
24 VENTRESS g 8-13 4-6 3-4 1-2-3 1 23 1 0 0 2 36
04 PRINCE 0-2 0-1 0-0 0-1-1 1 0 0 0 0 0 13
05 HENSON 0-4 0-3 4-4 0-2-2 0 4 0 3 0 2 12
33 WYNN 4-12 1-2 3-3 3-4-7 3 12 3 3 0 3 19
44 COLBERT 1-2 0-0 0-0 1-3-4 0 2 0 1 0 1 12
TEAM 1-4-5
Totals..... 20-51 5-18 14-16 9-21-30 13 59 8 17 4 12 200
TOTAL FG% 1st Half: 8-23 34.8% 2nd Half: 12-28 42.9% Game: 39.2% DEADBALL
3-Pt. FG% 1st Half: 2-11 18.2% 2nd Half: 3-7 42.9% Game: 27.8% REBOUNDS
F Throw % 1st Half: 5-6 83.3% 2nd Half: 9-10 90.0% Game: 87.5% 3

Colorado State (11-13, 7-2 MW)

# Player FG 3FG FT O-D-REB PF PTS A TO BK ST MIN
12 MARTIN, S. f 2-6 0-0 0-0 1-5-6 2 4 1 2 0 1 31
13 HARTIG, K. f 1-2 0-0 0-0 0-1-1 0 2 3 3 1 1 18
01 FORTE, L. g 5-8 2-2 0-0 1-3-4 1 12 4 4 0 3 38
03 THOMPSON, H. g 5-8 2-4 2-4 1-1-2 1 14 0 3 0 2 31
05 MESTDAGH, K. g 8-17 5-13 0-1 0-4-4 4 21 8 4 0 2 37
11 HEIMSTRA, M. 1-4 0-0 0-0 3-4-7 3 2 3 4 3 2 29
20 SPOTTON, K. 3-4 0-0 0-0 0-1-1 2 6 0 0 0 0 13
23 HUNT, M. 0-1 0-0 0-0 0-0-0 0 0 0 0 0 0 3
TEAM 1-2-3
Totals..... 25-50 9-19 2-5 7-21-28 13 61 19 20 4 11 200
TOTAL FG% 1st Half: 16-25 64.0% 2nd Half: 9-25 36.0% Game: 50.0% DEADBALL
3-Pt. FG% 1st Half: 5-8 62.5% 2nd Half: 4-11 36.4% Game: 47.4% REBOUNDS
F Throw % 1st Half: 2-3 66.7% 2nd Half: 0-2 0.0% Game: 40.0% 0



**Colorado State vs. Boise State (2/14/12 | Moby Arena) W, 67-58**

Boise State (13-12, 4-6 MW)													
#	Player	FG	3FG	FT	O-D-REB	PF	PTS	A	TO	BK	ST	MIN	
30	BRADY	f	6-13	2-7	1-1	0-6-6	2	15	1	3	0	1	32
33	POTEET	f	4-5	0-0	0-1	1-8-9	3	8	2	1	0	1	32
44	LENHARDT	f	1-5	0-0	2-3	2-3-5	1	4	0	2	2	1	27
01	PILCHER	g	0-2	0-1	0-0	1-0-1	2	0	2	1	0	0	11
24	ISHAM	g	4-8	3-6	3-4	1-2-3	4	14	0	7	0	1	27
05	LEE	g	0-2	0-2	0-0	0-0-0	2	0	1	0	0	0	9
10	ENGEL	g	2-5	0-1	3-4	1-1-2	2	7	1	0	0	1	23
11	LISTER	g	1-1	0-0	0-0	0-0-0	1	2	3	4	0	1	19
22	MARSHALL	g	3-7	2-5	0-0	1-1-2	2	8	1	4	0	2	20
TEAM													
Totals..... 21-48 7-22 9-13 8-24-32 19 58 11 22 2 8 200													
TOTAL FG% 1st Half: 9-20 45.0% 2nd Half: 12-28 42.9% Game: 43.8% DEADBALL													
3-Pt. FG% 1st Half: 3-7 42.9% 2nd Half: 4-15 26.7% Game: 31.8% REBOUNDS													
F Throw % 1st Half: 3-4 75.0% 2nd Half: 6-9 66.7% Game: 69.2% 2													

Colorado State (12-13, 8-2 MW)													
#	Player	FG	3FG	FT	O-D-REB	PF	PTS	A	TO	BK	ST	MIN	
12	MARTIN, S.	f	3-10	0-1	2-2	1-0-1	1	8	3	3	1	0	32
13	HARTIG, K.	f	9-11	0-0	2-5	5-4-9	4	20	3	5	0	1	29
01	FORTE, L.	g	1-3	0-1	2-2	0-3-3	1	4	4	4	0	6	39
03	THOMPSON, H.	g	1-3	1-2	2-2	1-0-1	2	5	2	0	1	1	28
05	MESTDAGH, K.	g	5-14	4-11	4-4	0-7-7	2	18	5	2	1	4	35
11	HEIMSTRA, M.	g	1-4	0-0	1-2	1-2-3	3	3	2	2	0	2	18
20	SPOTTON, K.	g	3-7	0-0	3-4	0-3-3	2	9	0	0	0	0	17
23	HUNT, Morgan	g	0-0	0-0	0-0	0-0-0	0	0	0	0	0	1	2
TEAM													
Totals..... 23-52 5-15 16-21 9-21-30 15 67 19 16 3 15 200													
TOTAL FG% 1st Half: 11-28 39.3% 2nd Half: 12-24 50.0% Game: 44.2% DEADBALL													
3-Pt. FG% 1st Half: 3-7 42.9% 2nd Half: 2-8 25.0% Game: 33.3% REBOUNDS													
F Throw % 1st Half: 3-5 60.0% 2nd Half: 13-16 81.3% Game: 76.2% 1													

**Colorado State at Wyoming (2/18/12 | Laramie, Wyo.) L, 62-66**

Colorado State (12-14, 8-3 MW)													
#	Player	FG	3FG	FT	O-D-REB	PF	PTS	A	TO	BK	ST	MIN	
12	MARTIN, S.	f	4-10	1-3	6-6	1-8-9	4	15	1	2	2	1	41
13	HARTIG, K.	f	8-15	0-1	1-1	1-5-6	3	17	3	1	2	38	
01	FORTE, L.	g	3-7	1-3	0-0	0-2-2	3	7	4	5	0	1	41
03	THOMPSON, H.	g	3-9	1-3	1-2	0-1-1	2	8	2	1	0	2	41
05	MESTDAGH, K.	g	0-5	0-3	4-4	1-3-4	5	4	1	4	0	3	30
11	HEIMSTRA, M.	g	1-2	0-0	0-0	0-3-3	5	2	0	2	0	0	11
20	SPOTTON, K.	g	3-4	0-0	3-4	3-2-5	3	9	1	1	0	2	23
TEAM													
Totals..... 22-52 3-13 15-17 7-26-33 25 62 12 19 3 11 225													
TOTAL FG% 1st Half: 12-19 63.2% 2nd Half: 8-25 32.0% Game: 42.3% DEADBALL													
3-Pt. FG% 1st Half: 2-3 66.7% 2nd Half: 1-8 12.5% Game: 23.1% REBOUNDS													
F Throw % 1st Half: 0-0 0.0% 2nd Half: 10-11 90.9% Game: 88.2% 1													

Wyoming (11-13, 7-4 MW)													
#	Player	FG	3FG	FT	O-D-REB	PF	PTS	A	TO	BK	ST	MIN	
04	WOODWARD	f	4-10	2-4	7-9	5-2-7	1	17	3	3	0	2	41
13	SICKLES	f	5-15	1-4	3-4	2-1-3	1	14	0	1	0	2	44
33	SEWELL	f	6-14	1-1	7-8	4-6-10	3	20	2	7	1	1	42
02	GORRELL	g	0-3	0-1	2-4	1-5-6	1	2	1	0	0	2	34
31	MILETO	g	3-9	2-5	2-2	1-3-4	4	10	2	2	0	1	39
22	FREEZE	g	0-0	0-0	2-2	0-1-1	1	2	0	0	0	0	4
23	LANDRY	g	0-0	0-0	0-0	0-1-1	2	0	2	1	1	0	11
32	HOFFMAN	g	0-0	0-0	1-2	0-0-0	1	1	1	2	0	0	10
TEAM													
Totals..... 18-51 6-15 24-31 14-24-38 14 66 11 19 2 8 225													
TOTAL FG% 1st Half: 9-24 37.5% 2nd Half: 5-22 22.7% Game: 35.3% DEADBALL													
3-Pt. FG% 1st Half: 2-6 33.3% 2nd Half: 3-8 37.5% Game: 40.0% REBOUNDS													
F Throw % 1st Half: 4-7 57.1% 2nd Half: 16-18 88.9% Game: 77.4% 0													

**Colorado State at New Mexico (2/22/12 | Albuquerque, N.M.) L, 45-53**

Colorado State (12-15, 8-4 MW)													
#	Player	FG	3FG	FT	O-D-REB	PF	PTS	A	TO	BK	ST	MIN	
12	MARTIN, S.	f	7-12	1-2	0-0	0-1-1	2	15	0	3	1	1	30
13	HARTIG, K.	f	3-5	0-0	0-0	4-5-9	2	6	0	1	0	0	30
01	FORTE, L.	g	0-3	0-1	0-0	0-1-1	3	0	2	4	0	1	26
03	THOMPSON, H.	g	1-5	0-2	0-0	1-2-3	3	2	0	2	0	1	30
05	MESTDAGH, K.	g	4-16	2-7	5-8	2-2-4	1	15	6	2	0	3	32
04	MESTDAGH, H.	g	0-1	0-1	0-0	0-0-0	1	0	0	0	0	0	6
11	HEIMSTRA, M.	g	2-6	0-1	3-4	2-1-3	2	7	2	3	1	2	17
20	SPOTTON, K.	g	0-2	0-0	0-0	0-3-3	1	0	1	1	0	1	19
23	HUNT, M.	g	0-0	0-0	0-0	0-0-0	0	0	0	0	0	0	10
TEAM													
Totals..... 17-50 3-14 8-12 11-16-27 15 45 11 16 2 9 200													
TOTAL FG% 1st Half: 11-30 36.7% 2nd Half: 6-20 30.0% Game: 34.0% DEADBALL													
3-Pt. FG% 1st Half: 1-8 12.5% 2nd Half: 2-6 33.3% Game: 21.4% REBOUNDS													
F Throw % 1st Half: 1-2 50.0% 2nd Half: 7-10 70.0% Game: 66.7% 2,1													

New Mexico (9-17, 3-9 MW)													
#	Player	FG	3FG	FT	O-D-REB	PF	PTS	A	TO	BK	ST	MIN	
35	NNAJI	f	1-5	0-1	0-0	1-1-2	2	2	3	1	0	2	20
12	NELSON	g	2-6	2-6	4-4	0-3-3	1	10	2	5	0	3	33
14	ERSKINE	g	5-8	0-1	0-1	6-3-9	2	10	3	1	0	1	31
23	TORRANCE	g	5-12	0-0	2-2	3-4-7	3	12	1	5	0	2	38
24	DURBIN	g	6-12	3-3	1-1	1-2-3	0	16	2	3	0	0	35
21	JACKSON	g	0-6	0-1	2-2	2-5-7	3	2	3	5	0	3	30
25	RHOADES	g	0-1	0-0	1-2	1-1-2	1	1	0	0	0	0	7
41	PARKER	g	0-1	0-0	0-0	0-0-0	0	0	0	0	0	0	3
43	STARK	g	0-0	0-0	0-0	0-1-1	0	0	0	0	0	1	3
TEAM													
Totals..... 19-51 5-12 10-12 17-24-41 12 53 14 22 0 12 200													
TOTAL FG% 1st Half: 10-28 35.7% 2nd Half: 9-23 39.1% Game: 37.3% DEADBALL													
3-Pt. FG% 1st Half: 3-8 37.5% 2nd Half: 2-4 50.0% Game: 41.7% REBOUNDS													
F Throw % 1st Half: 3-4 75.0% 2nd Half: 7-8 87.5% Game: 83.3% 0													

**Colorado State vs. San Diego State (2/25/12 | Moby Arena) W, 68-65**

San Diego State (21-6, 11-2 MW)													
#	Player	FG	3FG	FT	O-D-REB	PF	PTS	A	TO	BK	ST	MIN	
42	NAHINU	c	6-11	1-1	1-2	2-2-4	2	14	3	1	4	2	31
55	TUTT	c	1-1	0-0	0-0	1-2-3	1	2	0	1	0	0	27
01	HOPKINS	g	5-14	1-1	0-1	1-8-9	3	11	6	5	0	3	40
31	STAMPS	g	1-8	0-3	0-0	1-2-3	4	2	0	0	0	2	25
54	CLEMENTS	g	8-19	0-5	8-8	1-1-2	3	24	0	1	0	0	34
04	SWEAT	g	3-4	1-2	1-3	2-3-5	0	8	0	1	0	1	15
11	HARVEY	g	0-2	0-1	0-0	0-0-0	1	0	0	0	0	0	5
14	CULBERSON	g	1-3	0-0	0-0	2-0-2	4	2	0	2	0	0	8
22	CLARK	g	0-0	0-0	0-0	0-0-0	0	0	0	0	0	0	0+
25	GRIFFIN	g	0-0	0-0	0-0	0-0-0	0	0	0	1	0	0	1
34	AMARIKWA	g	1-1	0-0	0-0	0-0-0	2	2	0	0	0	0	14
TEAM													
Totals..... 26-63 3-13 10-14 13-19-32 20 65 9 12 4 8 200													
TOTAL FG% 1st Half: 12-30 40.0% 2nd Half: 14-33 42.4% Game: 41.3% DEADBALL													
3-Pt. FG% 1st Half: 1-5 20.0% 2nd Half: 2-8 25.0% Game: 23.1% REBOUNDS													
F Throw % 1st Half: 7-9 77.8% 2nd Half: 3-5 60.0% Game: 71.4% 1													

Colorado State (13-15, 9-4 MW)													
#	Player	FG	3FG	FT	O-D-REB	PF	PTS	A	TO	BK	ST	MIN	
12	MARTIN, S.	f	4-5	1-2	0-0	1-8-9	2	9	1	1	0	0	35
13	HARTIG, K.	f	3-6	0-0	0-2	2-4-6	2	6	2	5	2	0	27
01	FORTE, L.	g	4-8	1-2	2-0	5-5-4	10	3	1	0	0	36	
03	THOMPSON, H.	g	2-5	1-3	0-0	0-4-4	2	5	2	1	1	0	29
05	MESTDAGH, K.	g	4-13	2-6	6-6	1-3-4	1	16	6	6	0	1	35
04	MESTDAGH, H.	g	0-0	0-0	0-0	0-0-0	0	0	0	0	0	1	3
11	HEIMSTRA, M.	g	6-10	1-1	8-9	2-2-4	1	21	2	1	1	1	22
20	SPOTTON, K.	g	0-0	0-0	0-0	1-0-1	1	0	0	2	0	0	10
23	HUNT, M.	g	0-1	0-0	1-2	1-0-1	0	1	0	0	0	0	3
TEAM													
Totals..... 23-48 5-13 17-21 10-27-37 13 68 16 17 4 3 200													
TOTAL FG% 1st Half: 11-24 45.8% 2nd Half: 12-24 50.0% Game: 47.9% DEADBALL													
3-Pt. FG% 1st Half: 3-8 37.5% 2nd Half: 2-5 40.0% Game: 38.5% REBOUNDS													
F Throw % 1st Half: 9-12 75.0% 2nd Half: 8-9 88.9% Game: 81.0% 0													

**Colorado State at UNLV (2/29/12 | Las Vegas, Nev.) L, 53-48**

Colorado State (13-16, 9-5 MW)													
#	Player	FG	3FG	FT	O-D-REB	PF	PTS	A	TO	BK	ST	MIN	
05	MESTDAGH, K.	f	1-13	1-10	0-0	0-5-5	3	3	3	6	0	1	34
12	MARTIN, S.	f	9-14	2-4	8-8	2-9-11	2	28	2	0	1	1	36
13	HARTIG, K.	f	3-7	0-0	2-2	2-5-7	5	8	1	1	0	1	30
01	FORTE, L.	g	0-3	0-1	0-0	0-3-3	2	0	3	1	0	1	34
03	THOMPSON, H.	g	1-3	0-1	0-0	1-0-1	0	2	5	2	1	1	23
04	MESTDAGH, H.	g	0-1	0-1	0-0	0-0-0	2	0	0	0	0	0	4
11	HEIMSTRA, M.	g	2-3	0-1	1-2	2-2-4	1	5	0	2	1	1	27
20	SPOTTON, K.	g	1-3	0-0	0-0	1-0-1	1	2	0	3	0	0	10
23	HUNT, M.	g	0-1	0-0	0-0	0-1-1	0	0	0	0	0	0	2
TEAM													
Totals..... 17-58 3-18 11-12 9-30-39 17 48 14 15 3 5 200													
TOTAL FG% 1st Half: 8-29 27.6% 2nd Half: 9-29 31.0% Game: 29.3% DEADBALL													





## 2011-12 SUPERLATIVES

Individual	Colorado State	Opponent
Points	35, Kim Mestdagh vs. Tulsa (11/17)	25, Chrissy Steffen vs. Bowling Green (12/31)
Points In a Half	21, Sam Martin at TCU (1/14)	18, Kelli Thompson vs. UNLV (2/1)
Field Goals Made	11, Three times, Last time: Sam Martin at TCU (1/14)	9, Three times, Last time: K. Woodward vs. Wyoming (1/21)
Field Goal Attempts	20, Kim Mestdagh at Northern Colorado (12/2)	19, Three times, Last time: C. Clements vs. SDSU (2/25)
Field Goal % (5 made)	.875 (7-8), Sam Martin vs. Air Force (1/11)	.857 (6-7), Stephanie Lee at Northern Colorado (12/2)
3-pt Field Goals Made	7, Kim Mestdagh vs. Tulsa (11/17)	5, Courtney Clements at San Diego State (1/28)
3-pt Field Goal Attempts	14, Kim Mestdagh at Northern Colorado (12/2)	13, Katie Isham at Boise State (1/17)
3-pt Field Goal % (2 made)	1.000 (2-2), LaDeyah Forte twice, Last time: vs. TCU (2/11)	1.000 (3-3) Twice, Last time: Caroline Durbin at UNM (2/22)
Free Throws Made	9, Meghan Heimstra vs. UNLV (2/5)	8, Courtney Clements vs. San Diego State (2/25)
Free Throw Attempts	10, Meghan Heimstra vs. UNLV (2/5)	11, Twice, Last time: Dymond James vs. Air Force (1/11)
Free Throw Percentage (4 made)	1.000 (8-8), Sam Martin at UNLV (2/29)	1.000 (8-8) Courtney Clements vs. San Diego State (2/25)
Total Rebounds	13, Three times, Last time: Sam Martin at UNC (12/2)	14, Quaneisha McCurdy vs. Indiana (12/21)
Offensive Rebounds	6, Three times, Last time: Meghan Heimstra vs. Indiana (12/21)	7, Quaneisha McCurdy vs. Indiana (12/21)
Defensive Rebounds	12, Meghan Heimstra vs. Tulsa (11/17)	11, Jamie Smith at UNLV (2/29)
Assists	10, LaDeyah Forte vs. Tulsa (11/17)	8, Twice, Last time: Chelsea Hopkins at SDSU (1/28)
Steals	6, Three times, Last time: LaDeyah Forte vs. Boise State (2/14)	5, Twice, Last time: Dymond James vs. Air Force (1/1)
Blocked Shots	5, Meghan Heimstra vs. Tulsa (11/17)	6, Quaneisha McCurdy vs. Indiana (12/21)

**Team**

Points  
Points In First Half  
Points In Second Half

Victory Margin

Field Goals Made

Field Goals Attempted

Field Goal Percentage  
Single Half FG %

3-Pt Field Goals Made  
3-Pt Field Goals Attempted  
3-Pt Field Goal %

Free Throws Made  
Free Throws Attempted  
Free Throw %

Total Rebounds

    Offensive Rebounds

    Defensive Rebounds

Assists

Steals

Blocked Shots

Turnovers

Fouls

**Colorado State High**

87, vs. Tulsa (11/17)  
43, vs. Tulsa (11/17)  
44, Twice  
Last time: vs. Air Force (1/11)

38, Twice  
Last time: at Air Force (2/4)

29, Twice  
Last time: at TCU (1/14)  
69, at Montana State (11/29)

.558 (29-52), vs. Tulsa (11/17)  
.640 (16-25) vs. TCU (2/11)

11, vs. Tulsa (11/17)  
22, at Denver (11/23)  
.667 (6-9) vs. Maryville (12/11)

18, vs. Tulsa (11/17)  
22, vs. UNLV (2/1)  
1.000 (7-7) vs. Indiana (12/21)

45, Three times  
Last time: at Boise State (1/17)  
23, at Montana State (11/29)

35, at Boise State (1/17)

21, at Air Force (2/4)

15, vs. Boise State (2/14)

9, at Air Force (2/4)

27, Twice  
Last time: vs. MSU (12/20)

25, at Wyoming (2/18)

**Colorado State Low**

39, vs. Indiana (12/21)  
18, at UNLV (2/29)  
14, vs. Indiana (12/21)

2, Twice  
Last time: vs. TCU (2/11)  
15, vs. Indiana (12/21)

39, at Northern Iowa (11/11)

.242 (15-62) vs. Indiana (12/21)  
.200 (6-30) vs. Indiana (12/21)

0, vs. Bowling Green (12/31)  
6, vs. Bowling Green (12/31)  
.000 (0-6) vs. BGSU (12/31)

2, vs. TCU (2/11)  
5, vs. TCU (2/11)  
.400 (2-5), vs. TCU (2/11)

25, vs. MSU (12/20)

7, Four times  
Last time: vs. TCU (2/11)  
16, Twice  
Last time: at New Mexico (2/22)  
7, vs. Indiana (12/21)

3, Twice  
Last time: vs. SDSU (2/25)  
1, Three times  
Last time: at Seattle (1/8)  
11, vs. Wyoming (1/21)

11, vs. Maryville (12/11)

**Opponent High**

87, at Montana State (11/29)  
47, at Montana State (11/29)  
40, at Montana State (11/29)

27, vs. MSU (12/20)

34, at Montana State (11/29)

68, at Boise State (1/17)

.523 (34-65), at Montana St (11/29)  
.577 (15-26) vs. MSU (12/20)

12, at TCU (1/14)  
35, at Bakersfield (1/4)  
.778 (7-9) vs. Wyoming (1/21)

24, at Wyoming (2/18)  
31, at Wyoming (2/18)  
.882 (15-17) at Seattle (1/8)

48, vs. Indiana (12/21)

21, vs. Air Force (1/11)

33, at UNLV (2/29)

20, at Montana State (11/29)

13, Twice  
Last time: vs. Air Force (1/11)  
9, vs. Arizona State (11/13)

24, at Air Force (2/4)

21, Twice  
Last time: vs. Colorado (11/20)

**Opponent Low**

35, vs. Maryville (12/11)  
10, vs. Maryville (12/11)  
21, vs. Indiana (12/21)

3, at Denver (11/23)

10, vs. Maryville (12/11)

45, vs. Wyoming (1/21)

.186 (11-59) vs. Air Force (1/11)  
.121 (4-33) vs. Air Force (1/11)

0, vs. Air Force (1/11)  
3, at Air Force (2/4)  
.000 (0-7) vs. Air Force (1/11)

5, at Toledo (12/4)  
7, at Toledo (12/4)  
.467 (7-15) vs. Indiana (12/21)

24, vs. Maryville (12/11)

5, at Denver (11/23)

14, Twice  
Last time: vs. UNLV (2/1)  
3, vs. Air Force (1/11)

3, Twice  
Last time: vs. Wyoming (1/21)  
0, Four times  
Last time: at New Mexico (2/22)  
7, at Boise State (1/17)

9, Twice  
Last time: at Bakersfield (1/4)




# ***COLORADO STATE RAMS WOMEN'S BASKETBALL***



## **History and Tradition**

80-82 .....	Postseason Play
83-84 .....	Conference Championships
85-86 .....	All-Americans
87.....	Players in the Pros





### 1998 NCAA Tournament

First Round:

Drake, W 81-75, West Lafayette, Ind.

Second Round:

Purdue, L 63-77, West Lafayette, Ind.

The second NCAA appearance for the Rams included a win over Drake in the first round. **Katie Cronin** (right) had a double-double with 22 points and 11 rebounds, while **Becky Hammon** scored 33 points to lead all scorers. In the second round against Purdue in West Lafayette, Hammon once again led all scorers with 23 points.

### 1996 NCAA Tournament


First Round:

Nebraska, W 66-62, Stanford, Calif.

Second Round:

Stanford, L 63-94, Stanford, Calif.

In the first-ever appearance for the Rams in the NCAA tournament, they defeated Nebraska in the first round before falling to Stanford (who advanced to the Final Four) in the second round. **Katie Cronin**, a freshman at the time, led the Rams in scoring against Stanford with 17 points, while **Teresa James** (left) scored 22 to lead the team against the Huskers.



### 1999 NCAA Tournament

First Round:

Cal St. Northridge, W 71-59, Moby

Second Round:

SW Missouri St., W 86-70, Moby

Sweet 16:

UCLA, L 68-77, Los Angeles, Calif.

The Rams advanced to the Sweet 16 for the first time, behind the leadership of **Becky Hammon** (above) and **Katie Cronin**. The pair are both still etched in the NCAA record books, with Cronin tying for the most three-pointers made in a regional game, while Hammon is one of only three individuals to make 16 free throws in a first- or second-round game and the only one to do so twice.





## 2000 WNIT

### First Round:

Arizona State, W 66-54, Moby

### Second Round:

Southern Cal, W 66-56, Moby

### Quarterfinals:

Long Beach State, W 65-63, Moby

### Semifinals:

Wisconsin, L 60-78, Milwaukee, Wis.

In Colorado State's first appearance in the Postseason WNIT, the Rams advanced to the semifinals after hosting the first three rounds of the tournament in Moby Arena. **Angie Gorton** (left) led the Rams in scoring in all four games, averaging 17.0 points per game. Several other Rams stepped up in each game, giving the Green and Gold a lot of balance to keep the opposition on its toes at all times. In the second round against Southern Cal, both Jacque Johnson and Jackie Campbell were 3-of-3 from the three-point line.

## 2001 NCAA Tournament

### First Round:

Maryland, W 83-69, Storrs, Conn.

### Second Round:

Connecticut, L 44-89, Storrs, Conn.

After a one-year hiatus from the NCAA tournament, the Rams returned ready to play, defeating Maryland in the first round, 83-69. Heather Haanen set the NCAA first-round record for best three-point percentage after nailing all six of her attempts, while **Jackie Campbell** (right) nailed five of her six three-pointers in the game. The Rams then faced top-seeded Connecticut, playing in one of the toughest facilities in the nation in front of more than 10,000 fans.







### 2002 NCAA Tournament

First Round:  
Tulane, L 69-73, Stanford, Calif.

For the second time in five NCAA appearances, the Rams played the first round at Stanford. Colorado State almost made the biggest comeback in NCAA first-round history, but fell just short to Tulane, 73-69. The Rams were down by as many as 27 points, but brought the score within three with 16 seconds remaining. Senior Angie Gorton led the way with 16 points and three assists for the Rams, while **Ashley Augspurjer** (left) was the other Ram in double figures with 10 points and added a team-high seven rebounds.



### 2003 WNIT


First Round:  
Montana State, W 87-74, Moby  
Second Round:  
Wyoming, W 73-64, Moby  
Quarterfinals:  
Missouri, W 62-61, Moby  
Semifinals:  
Baylor, L 69-78, Waco, Texas

The Rams advanced to the semifinals of the WNIT, winning the first three rounds in Moby Arena behind the senior leadership of **Shannon Strecker** (left), who was named to the all-tournament team. Strecker averaged 14.0 points and 8.0 rebounds per game during the tournament. Joy Jenkins also averaged in double figures during the tournament, at 13.2, while Ashley Augspurjer was right behind her at 13.0.

### 2004 WNIT

First Round:  
Creighton, L 68-79, Moby Arena

Colorado State earned a spot in the WNIT after amassing a 17-11 record through the regular season. The Rams hosted the Creighton Blue Jays in Moby Arena in first-round play of the WNIT. In an effort to extend her senior season, **Jasai Ferrucho** (below) led the Rams in scoring with 16 points. However, Colorado State fell to Creighton, 79-68. Sophomore Lindsay Thomas made 7-of-8 shots from the field and grabbed eight rebounds.







## Mountain West Conference

2001-02 Regular-Season Champions

24-7 Overall, 12-2 MWC

**Front Row (L-R):** Vanessa Espinoza, Ashley Venekamp, Adrienne Boyd, Jackie Campbell, Jasai Ferrucho, Elizabeth English

**Back Row (L-R):** Angie Gorton, Msur Tor-Agbidye, Lisa Narkiewicz, Joy Jenkins, Shannon Strecker, Ashley Augspurger, Katie Borton



## Mountain West Conference

2000-01 Tournament Champions

25-7 Overall, 10-4 MWC

**Front Row (L-R):** Jasai Ferrucho, Angie Gorton, Adrienne Boyd, Lisa Narkiewicz, Joy Jenkins, Erin Schendzielos, Marsha Tate, Shannon Strecker, Jackie Campbell, Stephanie Kindreich, Elizabeth English

**Back Row (L-R):** Ashley Augspurger, Katie Borton, Heather Haanen, Kate Whiteside, Farah McDill

### Champions on the court

Over the years, Colorado State University athletic programs have captured multiple conference championships and Colorado State women's basketball is no exception. On the hardwood, the Rams have won or shared five conference championships since 1995-96 in the Western Athletic Conference and now as a member of the Mountain West Conference.





## Western Athletic Conference

1998-99 Mountain Division Champions

33-3 Overall, 14-0 WAC

**Front Row (L-R):** Asst. Coach Curt Miller, Asst. Coach Curtis Loyd, Angie Gorton, Katie Cronin, Marsha Tate, Erin Erickson, Shannon Randles, Farah McDill, Kate Whiteside, Asst. Coach Kelly Packard, Trainer Nancy Hardy, Head Coach Tom Collen

**Back Row (L-R):** Mgr. Stephanie Schmitt, Jennifer Buford, Jacque Johnson, Adrienne Boyd, Heather Haanen, Jill Watkins, Roxanne McCrary, Becky Hammon, Mgr. Kory Howell



## Western Athletic Conference

1997-98 Mountain Division Champions

24-6 Overall, 11-3 WAC

**Front Row (L-R):** Head Coach Tom Collen, Asst. Coach Jade Huntington, Trainer Nancy Hardy, Jill Watkins, Marsha Tate, Erin Erickson, Shannon Randles, Farah McDill, Asst. Coach Curtis Loyd, Asst. Coach Karen Booker, Asst. Coach Kelly Packard

**Back Row (L-R):** Becky Hammon, Jacque Johnson, Sara Farmer, Zenarae Pieters, Kim Austin, Roxanne McCrary, Heather Haanen, Katie Cronin, Mgr. Kory Howell



## Western Athletic Conference

1995-96 Co-Champions

26-5 Overall, 12-2 WAC

**Front Row (L-R):** Kim Austin, Mgr. Rochelle Howelle, Katie Cronin, Shannon Randles, Teresa James, Jolene Guthard, Zenarae Pieters

**Back Row (L-R):** Head Coach Greg Williams, Robin Hamilton, Kamie Siddoway, Brenda Brunner, Becky Hammon, Wendy Wormal, Dee Dee Dominguez, Asst. Coach Kari Gallegos-Doering, Asst. Coach Misty Smith





## Ashley Augspurger



### Kodak Honorable Mention 2003

- Was a four-time Mountain West all-conference team selection and four-time MWC academic all-conference pick.
- Earned the WBCA Post-Graduate Scholarship, one of only two to do so in the country her senior year.
- Ranks in the top 10 in 14 career statistical categories, including scoring, rebounds, steals, blocked shots and three-pointers made.
- Set the single-game field-goal percentage record in Colorado State history by shooting .846 against Holy Cross after going 11-for-13 from the field.
- Was the second straight Kodak All-American honorable mention selection for Colorado State.
- One of only 12 1,000-point career scorers in school history.

## Angie Gorton

### Kodak Honorable Mention 2002

- Finished her career ranked fifth in scoring, eighth in rebounding, second in steals, third in blocked shots, free throws made and free-throw percentage, fifth in offensive rebounds and assists, and seventh in field goals made.
- 2001-02 Mountain West Conference Defensive Player of the Year and all-tournament team selection.
- Two-time Mountain West Player of the Week, two-time Mountain West all-conference selection and two-time Mountain West all-academic team selection.
- Played in all but one game during her four-year career at Colorado State.
- Played on the inaugural Colorado Chill, a semi-pro basketball team in Fort Collins.



## Becky Hammon

### Consensus All-American 1999

- Became the program's first consensus All-American in 1999.
- Was the recipient of the Francis Pomeroy Naismith Award for the best player in the nation under the height of 5-8.
- Is the all-time leading scorer, regardless of gender, in the WAC.
- Three-time WAC Player of the Year, a four-time WAC first-team all-conference selection, the WAC Freshman of the Year, 15-time WAC Player of the Week and the first freshman ever to be named WAC tournament MVP.
- Owns three Colorado State single-game records, nine single-season records and 10 career records.
- Plays for the San Antonio Silver Stars of the WNBA after beginning her career with the New York Liberty.
- Scored 30-or-more points in a game 20 times during her career.






## Katie Cronin

### Kodak Honorable Mention 1998 & 1999

- Received Kodak All-American honorable mention in both her junior and senior years.
- Three-time WAC first-team selection, co-MVP of the preseason WNIT in 1999, Colorado Sports-woman of the Year and *Associated Press* All-American honorable mention.
- Started in 125 games during her career, every game played by the Rams in that span.
- Is ranked in the top five in 10 career categories at Colorado State.
- The Rams were 104-21 during her career, including a WAC tournament championship, two regular-season championships, three NCAA tournaments and a WNIT championship.
- Has played professionally in both Germany and Israel as well as for the Colorado Chill.



## Teresa James-Hinz

### Kodak Honorable Mention 1996


- Was the first women's basketball All-American in school history.
- Three-time WAC first-team all-conference selection and three-time WAC all-academic team choice.
- Named to the GTE All-American Academic Team as a sophomore and was a 1996 NCAA Post-graduate Scholarship winner.
- Shares the record with Janie Schieffelin for most career double-doubles with 37 in her four years.
- Graduated as the all-time leading scorer with 1,848 points and still ranks in the top five in four single-game categories, nine single-season categories and 10 career categories.
- Played for Luxembourg in 1997.
- Is coaching high school basketball in Ault, Colo.

## Roxanne Manning

### Women's Basketball News Service

#### First-Team Defense

- Was named Women's Basketball News Service First-Team Defense All-American during her junior season.
- Transferred to Colorado State and played two seasons for the Rams after playing two years at Arkansas.
- Considered one of the top defensive stoppers in the nation throughout her career.
- Started every game in the 1998-99 season, but struggled with injuries her senior year, playing in only 25 games.
- Her 105 assists during the 1998-99 season ranks in the top 20 on the single-season charts at Colorado State.
- Is currently raising a family and residing in Independence, Mo.





Ashley Augspurger  
European League:  
Amicale (LUX) • 2003-07



Kim Austin Mbadanga-Nzamba  
Finn Professional League:  
Salo Palloilidat Salpa • 1998



Katie Cronin  
WNBA:  
Chicago Sky • 2006-Present  
NWBL:  
Colorado Chill • 2003-06  
German League:  
First Division • 2001-02  
Israel League:  
Maccabi Tel Kabir • 2000-01



Melissa Dennett  
Euro League:  
BBC Sint-Katelijne-Waver  
2009 • Present



Jasai Ferrucho  
NWBL:  
Colorado Chill • 2004-06



Angie Gorton-Nelp  
NWBL:  
Colorado Chill • 2003-04  
Swedish League:  
Stockholm • 2002-03



Becky Hammon  
WNBA:  
New York Liberty • 1999-06  
San Antonio Silver Stars •  
2007-Pres.  
NWBL:  
Colorado Chill • 2003-06



Teresa James-Hinz  
NWBL:  
Colorado Chill • 2003-06  
European League:  
Luxembourg • 1997



Kim Mestdagh  
Spanish League:  
Caja Rural • 2013-Pres.



Britney Minor  
Euro League:  
Stockholm • 2009



Shannon Randles  
Portuguese League:  
Olivais • 2002-03



Carine Reimink  
Australian League:  
Gold Coast • 2011-12



Devran Tanacan  
Fenerbahce Sport Club  
Euro League:  
Istanbul • 2009-Present



Msur Tor-Agbidye  
Netherlands League:  
BC Nokia • 2005-06



Amaka Uzomah  
Barcelos Sport Club  
Portugal Liga 1:  
Barcelos • 2009-10



Natalie van den Adel  
Netherlands League:  
Katwijk • 2012-Pres.





# A LEGACY OF EXCELLENCE



**MOUNTAIN  
WEST**<sup>TM</sup>

AIR FORCE BOISE STATE COLORADO STATE  
FRESNO STATE NEVADA NEW MEXICO  
SAN DIEGO STATE UNLV WYOMING



[www.TheMWC.com](http://www.TheMWC.com)



# ***COLORADO STATE RAMS WOMEN'S BASKETBALL***



## **Rams Record Book**

90.....	Career Records
91-92.....	Single-Season Records
93-94.....	Single-Game Records
95.....	Miscellaneous Records
96-97.....	Award Winners
98.....	All-Time Roster
99.....	All-Time Coaching Records
100-103.....	Year-by-Year Results





Becky Hammon (1995-99) owns 10 career records at Colorado State including most career points.

**Points**

1. 2740	Becky Hammon	1995-99
2. 1881	Katie Cronin	1995-99
3. 1848	Teresa James	1992-96
4. 1676	Kim Mestdagh	2008-12
5. 1596	Jodi Robers	1985-89
6. 1477	Ashley Augspurger	1999-03
7. 1397	Angie Gorton	1998-02
8. 1394	Heather Haanen	1997-01
9. 1356	Janie Schieffelin	1978-82
10. 1335	Karen Hosek-Kreuzer	1981-85

**Points Per Game (45 games)**

1. 21.92	Becky Hammon (2740/125)	1995-99
2. 16.21	Teresa James (1848/114)	1992-96
3. 15.84	Dametra Johnson (871/55)	1988-90
4. 15.22	Kathy Lightfoot (959/63)	1980-82
5. 15.05	Katie Cronin (1881/125)	1995-99
6. 14.25	Jodi Robers (1596/112)	1985-89
7. 13.85	Kim Mestdagh (1676/121)	2008-12
8. <b>13.03</b>	<b>Sam Martin (782/60)</b>	<b>2010-Pres</b>
9. 12.71	Karen Hosek (1335/105)	1981-85
10. 12.70	Debbie Carson (686/54)	1991-93

**Field Goals Made**

1. 918	Becky Hammon (1894)	1995-99
2. 705	Teresa James (1617)	1992-96
3. 677	Katie Cronin (1470)	1995-99
4. 621	Jodi Robers (1147)	1985-89
5. 569	Kim Mestdagh (1374)	2008-12
6. 543	Janie Schieffelin (1245)	1978-82
7. 523	Jane Lange (1206)	1979-83
8. 496	Ashley Augspurger (1160)	1999-03
9. 492	Lindsay Thomas (972)	2002-06
492	Angie Gorton (994)	1998-02

**Field-Goal Attempts**

1. 1894	Becky Hammon (918)	1995-99
2. 1617	Teresa James (705)	1992-96
3. 1470	Katie Cronin (677)	1995-99
4. 1374	Kim Mestdagh (569)	2008-12
5. 1246	Sara Hunter (421)	2004-08
6. 1245	Janie Schieffelin (543)	1978-82
7. 1206	Jane Lange (523)	1979-83
8. 1160	Ashley Augspurger(496)	1999-03
9. 1147	Jodi Robers (621)	1985-89
10. 1124	Karen Hosek-Kreuzer (483)	1981-85

**Field-Goal % (300 attempts)**

1. .564	Shannon Strecker(380-674)	1999-03
2. <b>.541</b>	<b>Sam Martin (305-564)</b>	<b>2010-Pres</b>
.541	Jodi Robers (621-1147)	1985-89
4. .522	Melissa Dennett (459-880)	2002-06
5. .521	Elaine Psenicka (271-520)	1980-84
6. .511	Sherrri McClary (161-315)	1978-81
7. .509	Lindsay Thomas (487-957)	2002-06
8. .508	Kathy Lightfoot (416-819)	1980-82
9. .507	Lisa Narkiewicz (249-491)	1999-02
10. .496	Sherry Neely (406-818)	1981-85

**Free Throws Made**

1. 539	Becky Hammon (641)	1995-99
2. 405	Teresa James (553)	1992-96
3. 382	Angie Gorton (468)	1998-02
4. 369	Karen Hosek-Kreuzer (512)	1981-85
5. 351	Jodi Robers (415)	1985-89
6. 344	Katie Cronin (449)	1995-99
7. 313	Ashley Augspurger (423)	1999-03
8. 299	Heather Haanen (443)	1997-01
9. 270	Janie Schieffelin (403)	1978-82
10. 267	Melissa Dennett (390)	2002-06

**Free Throws Attempted**

1. 641	Becky Hammon (539)	1995-99
2. 553	Teresa James (405)	1992-96
3. 512	Karen Hosek-Kreuzer (369)	1981-85
4. 468	Angie Gorton (382)	1998-02
5. 449	Katie Cronin (344)	1995-99
6. 443	Heather Haanen (299)	1997-01
7. 423	Ashley Augspurger(313)	1999-03
8. 415	Jodi Robers (351)	1985-89
9. 403	Janie Schieffelin (270)	1978-82
10. 396	Melissa Dennett (270)	2002-06

**Free-Throw % (min. 100 attempts)**

1. <b>.860</b>	<b>Sam Martin (148-172)</b>	<b>2010-Pres</b>
2. .846	Jodi Robers (351-415)	1985-89
3. .841	Becky Hammon (539-641)	1995-99
4. .822	Sara Hunter (120-146)	2004-08
5. .816	Angie Gorton (382-468)	1998-02
6. .813	Kim Mestdagh (248-305)	2008-12
7. .807	Molly Nohr (113-140)	2003-07
8. .802	V. Espinoza (203-253)	2001-06
9. .791	Joy Jenkins (121-153)	2000-04
10. .788	Elizabeth English (141-179)	1999-03

**Three-Point Field Goals Made**

1. 365	Becky Hammon (888)	1995-99
2. 290	Kim Mestdagh (823)	2008-12
3. 238	Sara Hunter (630)	2004-08
4. 183	Katie Cronin (510)	1995-99
5. 177	Jacque Johnson (508)	1996-00
6. 173	Heather Haanen (511)	1997-01
7. 172	Ashley Augspurger(491)	1999-03
8. 138	Vanessa Espinoza (333)	2001-06
9. 133	Bonnie Barbee (445)	2007-11
10. 128	Elizabeth English (327)	1999-03

**Three-Point Field Goal Attempts**

1. 888	Becky Hammon (365)	1995-99
2. 823	Kim Mestdagh (290)	2008-12
3. 630	Sara Hunter (238)	2004-08
4. 511	Heather Haanen (173)	1997-01
5. 510	Katie Cronin (183)	1995-99
6. 508	Jacque Johnson (177)	1996-00
7. 491	Ashley Augspurger(172)	1999-03
8. 445	Bonnie Barbee (133)	2007-11
9. 372	Katie Borton (124)	1999-03
10. 333	V. Espinoza (138)	2001-06

**Three-Point Field Goal % (75 attempts)**

1. .415	Brenda Brunner (59-142)	1993-96
2. .414	V. Espinoza (138-333)	2001-06
3. .411	Becky Hammon (365-888)	1995-99
4. .391	Elizabeth English (128-327)	1999-03
5. .388	Jackie Campbell (120-309)	1999-03
6. <b>.382</b>	<b>Hayley Thompson (34-89)</b>	<b>2010-Pres</b>
7. .378	Sara Hunter (238-630)	2004-08
8. .377	Molly Nohr (40/106)	2003-07
9. .375	Sarah Eckhoff (30-80)	1991-93
10. .371	Shauna Stone (65-175)	1987-91

**Rebounds**

1. 1027	Janie Schieffelin	1978-82
2. 936	Teresa James	1992-96
3. 857	Katie Cronin	1995-99
4. 797	Sherry Neely	1981-85
5. 792	Jennifer Halbach	1984-88
6. 750	Jane Lange	1979-83
7. 732	Lindsay Thomas	2002-06
8. 672	Melissa Dennett	2002-06
9. 640	Karen Hosek-Kreuzer	1981-85
10. 629	Angie Gorton	1998-02

**Rebounds per Game**

1. 9.09	Janie Schieffelin (1027/113)	1978-82
2. 8.21	Teresa James (936/114)	1992-96
3. 7.43	Jane Lange (750/101)	1979-83
4. 7.40	Amaka Uzomah (387/52)	2007-09
5. 7.18	Sherry Neely (797/111)	1981-85
6. 7.07	Jennifer Halbach (792/112)	1984-88
7. 7.05	Cindy Wittebort (515/73)	1974-78
8. 7.00	Melissa Dennett (672/96)	2002-06
9. 6.86	Katie Cronin (857/125)	1995-99
10. 6.62	Dametra Johnson (364/55)	1988-90

**Offensive Rebounds**

1. 265	Lindsay Thomas (732)	2002-06
265	Teresa James (936)	1992-96
3. 254	Zenarae Pieters (601)	1994-98
4. 249	Melissa Dennett (672)	2002-06
5. 224	Shannon Randles (588)	1995-99
6. 220	Katie Cronin (857)	1995-99
7. 213	Shannon Strecker (624)	1999-03
8. 212	Angie Gorton (629)	1998-02
9. 196	Marilyn Moulton (503)	2003-07
10. 192	Keleigh Logan (444)	1989-93

**Assists**

1. 538	Becky Hammon	1995-99
2. 523	Dee Dee Dominguez	1992-96
3. 455	Deb Spickler	1978-82
4. 357	Mary Jo Berenato	1982-83, 84-86
5. 356	Angie Gorton	1998-02
7. 350	Vanessa Espinoza	2001-06
6. 347	Jasai Ferrucho	2000-04
8. 305	Jodi Robers	1985-89
9. 301	Kim Mestdagh	2008-12
10. 299	Katie Cronin	1995-99

**Blocked Shots**

1. 164	Teresa James	1992-96
2. 109	Shannon Strecker	1999-03
3. 107	Melissa Dennett	2002-06
4. 88	Meghan Heimstra	2008-12
5. 83	Lindsay Thomas	2002-06
6. 70	Marilyn Moulton	2003-07
7. 68	Angie Gorton	1998-02
8. 66	Ashley Augspurger	1999-03
66	Shannon Randles	1995-99
66	Janie Schieffelin	1978-82

**Steals**

1. 315	Becky Hammon	1995-99
2. 261	Angie Gorton	1998-02
3. 233	Kim Mestdagh	2008-12
4. 232	Katie Cronin	1995-99
5. 230	Karen Hosek-Kreuzer	1981-85
6. 206	Mary Jo Berenato	1982-83, 84-86
7. 169	Jennifer Halbach	1984-88
8. 168	Dee Dee Dominguez	1992-96
9. 164	Vanessa Espinoza	2001-06
10. 163	Kathy Lightfoot	1980-82



**Points**

1. 824	Becky Hammon	1998-99
2. 704	Becky Hammon	1997-98
3. 618	Becky Hammon	1996-97
4. 594	Becky Hammon	1995-96
5. 586	Kathy Lightfoot	1981-82
6. 581	Teresa James	1993-94
7. 545	Katie Cronin	1997-98
8. 540	Dametra Johnson	1989-90
9. 535	Jodi Robers	1988-89
10. 532	Katie Cronin	1998-99

**Points Per Game**

1. 23.47	Becky Hammon (704/30)	1997-98
2. 22.89	Becky Hammon (824/36)	1998-99
3. 22.07	Becky Hammon (618/28)	1996-97
4. 20.03	Teresa James (581/29)	1993-94
5. 19.29	Dametra Johnson (540/28)	1989-90
6. 19.16	Becky Hammon (594/31)	1995-96
7. 19.11	Jodi Robers (535/28)	1988-89
8. 18.31	Kathy Lightfoot (586/32)	1981-82
9. 18.19	Karen Hosek (473/26)	1983-84
10. 18.17	Katie Cronin (545/30)	1997-98

**Field Goals Made**

1. 261	Becky Hammon (526)	1998-99
2. 254	Kathy Lightfoot (484)	1981-82
3. 238	Becky Hammon (468)	1997-98
4. 219	Becky Hammon (476)	1996-97
219	Teresa James (488)	1993-94
6. 216	Dametra Johnson (472)	1989-90
7. 211	Jodi Robers (345)	1988-89
8. 200	Becky Hammon (424)	1995-96
9. 195	Jane Lange (373)	1980-81
10. 194	Teresa James (442)	1995-96

**Field Goal Attempts**

1. 526	Becky Hammon (261)	1998-99
2. 488	Teresa James (219)	1993-94
3. 484	Kathy Lightfoot (254)	1981-82
4. 476	Becky Hammon (219)	1996-97
5. 472	Dametra Johnson (216)	1989-90
6. 468	Becky Hammon (238)	1997-98
7. 442	Teresa James (194)	1995-96
8. 424	Becky Hammon (200)	1995-96
9. 413	Teresa James (177)	1994-95
10. 402	Jane Lange (155)	1982-83

**Field Goal % (min. 100 makes)**

1. .608	Shannon Strecker(149-245)	2002-03
2. .594	Sherry Neely (133-224)	1983-84
3. .589	Jodi Robers (211-358)	1988-89
4. .549	<b>Sam Martin (157-286)</b>	<b>2010-11</b>
5. .542	Jodi Robers (187-345)	1987-88
6. .541	Melissa Dennett (152-281)	2004-05
7. .535	Lindsay Thomas (154-288)	2004-05
8. .535	Jodi Robers (114-213)	1986-87
9. .532	<b>Sam Martin (148-278)</b>	<b>2011-12</b>
10. .528	Elaine Psenicka (103-195)	1982-83

**Free Throws Made**

1. 188	Becky Hammon (218)	1998-99
2. 148	Becky Hammon (167)	1997-98
3. 137	Teresa James (180)	1993-94
4. 125	Karen Hosek (166)	1983-84
5. 120	Angie Gorton (140)	2001-02
6. 113	Katie Cronin (150)	1997-98
7. 112	Jodi Robers (123)	1988-89
8. 108	Katie Cronin (156)	1998-99
9. 107	Dametra Johnson (153)	1989-90
10. 106	Becky Hammon (131)	1995-96

**Free Throws Attempted**

1. 218	Becky Hammon (188)	1998-99
2. 180	Teresa James (137)	1993-94
3. 167	Becky Hammon (148)	1997-98
4. 166	Karen Hosek (125)	1983-84
5. 158	Heather Haanen (103)	1999-00
6. 153	Dametra Johnson (107)	1989-90
7. 150	Katie Cronin (113)	1997-98
8. 144	Britney Minor (102)	2008-09
9. 142	Melissa Dennett (102)	2004-05
10. 140	Angie Gorton (120)	2001-02
140	Teresa James (101)	1995-96

**Free-Throw % (min. 50 makes)**

1. .911	Jodi Robers (112-123)	1988-89
2. .901	<b>Sam Martin (82-91)</b>	<b>2011-12</b>
3. .886	Becky Hammon (148-167)	1997-98
4. .876	Kim Mestdagh (92-105)	2010-11
5. .875	Angie Gorton (105-120)	2000-01
6. .871	Molly Nohr (54-62)	2005-06
7. .864	Jodi Robers (102-118)	1986-87
8. .862	Becky Hammon (188-218)	1998-99
9. .857	Angie Gorton (120-140)	2001-02
10. .856	Jodi Robers (95-111)	1987-88

**Three-Point Field Goals Made**

1. 114	Becky Hammon (274)	1998-99
2. 89	Kim Mestdagh (240)	2009-10
3. 88	Becky Hammon (206)	1995-96
4. 83	Becky Hammon (209)	1996-97
5. 81	Kim Mestdagh (213)	2010-11
6. 80	Becky Hammon (199)	1997-98
7. 71	Sara Hunter (183)	2007-08
8. 69	Kim Mestdagh (211)	2011-12
9. 67	Jacque Johnson (187)	1999-00
10. 65	Kandy Beemer (191)	2008-09

**Three-Point Field Goal Attempts**

1. 274	Becky Hammon (114)	1998-99
2. 240	Kim Mestdagh (89)	2009-10
3. 213	Kim Mestdagh (81)	2010-11
4. 211	Kim Mestdagh (69)	2011-12
5. 209	Becky Hammon (83)	1996-97
6. 206	Becky Hammon (88)	1995-96
7. 199	Becky Hammon (80)	1997-98
8. 191	Kandy Beemer (65)	2008-09
9. 187	Jacque Johnson (67)	1999-00
10. 183	Sara Hunter (71)	2007-08

**Three-Point Field Goal % (75 attempts)**

1. .455	Vanessa Espinoza (51-112)	2003-04
2. .444	Vanessa Espinoza (40-90)	2005-06
3. .440	<b>Hayley Thompson (22-50)</b>	<b>2010-11</b>
.440	Elizabeth English (44-100)	1999-00
5. .433	Shauna Stone (29-67)	1988-89
6. .427	Becky Hammon (88-206)	1995-96
.422	Brenda Brunner (27-64)	1993-94
8. .416	Becky Hammon (114-274)	1998-99
9. .415	Jackie Campbell (34-82)	2000-01
10. .409	Ashley Augspurger(54-132)	2000-01



As a senior in 2006-07, Marilyn Moulton became the first CSU player in history to record 100 offensive rebounds.

**Rebounds**

1. 278	Teresa James	1993-94
2. 273	Janie Schieffelin	1979-80
3. 272	Jane Lange	1982-83
4. 264	Janie Schieffelin	1978-79
5. 259	Katie Cronin	1998-99
6. 252	Jennifer Halbach	1986-87
7. 251	Melissa Dennett	2005-06
8. 249	Teresa James	1995-96
9. 248	Shannon Randles	1996-97
248	Janie Schieffelin	1980-81

**Rebounds per Game**

1. 10.92	Janie Schieffelin (273/25)	1979-80
2. 10.15	Janie Schieffelin (264/26)	1978-79
3. 10.07	Jane Lange (272/27)	1982-83
4. 9.59	Teresa James (278/29)	1993-94
5. 9.19	Shannon Randles (248/27)	1996-97
6. 9.18	Cindy Wittebort (156/17)	1974-75
7. 9.00	Jennifer Halbach (252/28)	1986-87
8. 8.66	Melissa Dennett(251/29)	2005-06
9. 8.52	Diane Saba (179/21)	1983-84
10. 8.44	Sherry Neely (228/27)	1983-84

**Offensive Rebounds**

1. 101	Marilyn Moulton	2006-07
2. 92	Melissa Dennett	2005-06
92	Shannon Randles	1996-97
4. 87	Teresa James	1993-94
5. 84	Lindsay Thomas	2003-04
6. 82	Lindsay Thomas	2004-05
7. 81	Amaka Uzomah	2008-09
8. 79	Melissa Dennett	2004-05
9. 78	Amaka Uzomah	2007-08
10. 75	Meghan Heimstra	2009-10

**Assists**

1. 174	Becky Hammon	1998-99
2. 161	Becky Hammon	1997-98
3. 158	Jasai Ferrucho	2003-04
4. 151	Deb Spickler	1981-82
5. 143	Dee Dee Dominguez	1994-95
6. 136	Dee Dee Dominguez	1992-93
7. 132	Dee Dee Dominguez	1995-96
8. 126	Mary Jo Berenato	1985-86
9. 125	Angie Gorton	1999-00
10. 123	Debbie Carson	1992-93
123	Deb Spickler	1979-80

**Blocked Shots**

1. 48	Teresa James	1992-93
2. 47	Teresa James	1993-94
3. 41	Meghan Heimstra	2009-10
4. 39	Shannon Strecker	2002-03
5. 38	Melissa Dennett	2005-06
38	Lindsay Thomas	2004-05
7. 36	Marilyn Moulton	2006-07
36	Melissa Dennett	2003-04
9. 35	<b>Sam Martin</b>	<b>2010-11</b>
35	Teresa James	1994-95

**Steals**

1. 103	Kathy Lightfoot	1981-82
2. 98	Becky Hammon	1998-99
98	Becky Hammon	1997-98
4. 97	Angie Gorton	1999-00
5. 89	Cynthia Sallery	1989-90
6. 77	Kim Mestdagh	2011-12
7. 73	Mary Jo Berenato	1984-85
8. 72	Becky Hammon	1995-96
9. 70	Angie Gorton	2000-01
10. 68	Mary Jo Berenato	1982-83





# TEAM SINGLE-SEASON RECORDS

## Points

1.	2852	1998-99
2.	2511	1981-82
3.	2426	1997-98
4.	2355	1999-00
5.	2341	1980-81
6.	2294	2000-01
7.	2262	2002-03
8.	2248	1995-96
9.	2207	2001-02
10.	2078	1996-97

## Points Per Game

1.	80.87 (2426/30)	1997-98
2.	79.22 (2852/36)	1998-99
3.	78.68 (1967/25)	1979-80
4.	78.47 (2511/32)	1981-82
5.	75.00 (2341/31)	1980-81
6.	74.21 (2078/28)	1996-97
7.	72.52 (2248/31)	1995-96
8.	71.69 (2294/32)	2000-01
9.	71.36 (2355/33)	1999-00
10.	71.19 (2207/31)	2001-02

## Scoring Defense

1.	49.06 (834/17)	1974-75
2.	59.35 (1009/17)	1975-76
3.	60.10 (1803/30)	2011-12
4.	60.32 (1870/31)	2001-02
5.	60.48 (1754/29)	2003-04
6.	60.50 (1648/28)	2004-05
7.	61.12 (2078/34)	2002-03
8.	62.39 (2246/36)	1998-99
9.	63.12 (2083/33)	1999-00
10.	63.13 (1894/30)	2009-10

## Field Goals Made

1.	1015 (2262)	1981-82
2.	985 (2142)	1998-99
3.	939 (1996)	1980-81
4.	856 (1867)	1997-98
5.	828 (1915)	1995-96
6.	817 (1880)	2002-03
	817 (1885)	1999-00
8.	816 (1947)	1979-80
9.	776 (1801)	2000-01
10.	765 (1791)	1996-97

## Field-Goal Attempts

1.	2262 (1015)	1981-82
2.	2142 (985)	1998-99
3.	1996 (939)	1980-81
4.	1947 (816)	1979-80
5.	1915 (828)	1995-96
6.	1887 (762)	1982-83
7.	1885 (817)	1999-00
8.	1880 (817)	2002-03
9.	1867 (856)	1997-98
10.	1836 (655)	2008-09

## Field-Goal %

1.	.470 (939/1996)	1980-81
2.	.460 (985/2142)	1998-99
3.	.458 (856/1867)	1997-98
4.	.455 (652/1433)	1986-87
5.	.451 (696/1544)	1988-89
6.	.449 (1015/2262)	1981-82
7.	.447 (666/1491)	1987-88
8.	.441 (705/1599)	2003-04
9.	.436 (683/1568)	1983-84
10.	.435 (817/1880)	2002-03

## Field-Goal % Defense

1.	.303 (344-1136)	1974-75
2.	.324 (409-1263)	1975-76
3.	.370 (673-1820)	1996-97
4.	.380 (632-1661)	2011-12
5.	.383 (631-1648)	2004-05
	.383 (721-1881)	2000-01
7.	.387 (686-1771)	2001-02
	.387 (739-1908)	1999-00
9.	.392 (706/1800)	2008-09
10.	.394 (693-1757)	2009-10

## Free Throws Made

1.	593 (834)	1998-99
2.	510 (706)	2001-02
3.	509 (680)	2000-01
4.	491 (694)	1997-97
5.	482 (707)	1999-00
6.	481 (724)	1981-82
7.	463 (683)	1980-81
8.	450 (639)	2002-03
9.	424 (640)	1992-93
10.	423 (611)	1995-96



Vanessa Espinoza (44.4 percent) and the 2005-06 team set a school record for three-point percentage.

## Free-Throw Attempts

1.	834 (593)	1998-99
2.	724 (481)	1981-82
3.	707 (482)	1999-00
4.	706 (510)	2001-02
5.	694 (491)	1997-97
6.	683 (463)	1980-81
7.	680 (509)	2000-01
8.	640 (424)	1992-93
9.	639 (450)	2002-03
10.	611 (423)	1995-96

## Free-Throw %

1.	.765 (371-488)	2005-06
2.	.760 (399-535)	1988-89
3.	.749 (509-680)	2000-01
4.	.747 (419-561)	1993-94
5.	.746 (341-457)	2011-12
6.	.742 (343-462)	2010-11
7.	.728 (386-530)	1986-87
8.	.722 (510-706)	2001-02
9.	.712 (369-518)	1987-88
10.	.711 (593-834)	1998-99

## Three-Point Field Goals Made


1.	289 (793)	1998-99
2.	239 (697)	1999-00
3.	233 (660)	2000-01
4.	223 (619)	1997-98
5.	213 (621)	2001-02
6.	183 (581)	2009-10
7.	181 (497)	1996-97
8.	178 (568)	2002-03
9.	177 (545)	2008-09
10.	169 (443)	1995-96

## Three-Point Field Goals Attempted

1.	793 (289)	1998-99
2.	697 (239)	1999-00
3.	660 (233)	2000-01
4.	621 (213)	2001-02
5.	619 (223)	1997-98
6.	581 (183)	2009-10
7.	568 (178)	2002-03
8.	545 (177)	2008-09
9.	497 (181)	1996-97
10.	479 (163)	2010-11

## Three-Point Field Goal %

1.	.388 (133-348)	2005-06
2.	.381 (169-443)	1995-96
3.	.364 (289-793)	1998-99
	.364 (181-497)	1996-97
5.	.363 (146-402)	2003-04
6.	.360 (223-619)	1997-98
7.	.359 (66-184)	1988-89
8.	.346 (160-463)	2007-08
9.	.343 (213-621)	2001-02
	.343 (239-697)	2000-01



Shannon Strecker recorded 25 blocks to lead the 1999-2000 team as a freshman.

## Three-Point Field Goal % Defense

1.	.261 (108-414)	1996-97
2.	.284 (154-543)	1997-98
3.	.300 (160-533)	2004-05
3.	.300 (150-500)	1998-99
5.	.302 (141-467)	1995-96
6.	.305 (76-249)	1992-93
7.	.306 (148-484)	1999-00
8.	.308 (157-510)	2000-01
9.	.313 (95-304)	1994-95
10.	.315 (141-447)	2001-02

## Rebounds

1.	1346	1998-99
2.	1295	1980-81
3.	1259	2008-09
4.	1244	1996-97
5.	1241	1995-96
6.	1227	2007-08
7.	1225	1999-00
8.	1221	1979-80
9.	1206	2000-01
10.	1194	1997-98

## Rebounds Per Game

1.	55.7 (1059/19)	1976-77
2.	54.0 (918/17)	1974-75
3.	51.4 (874/17)	1975-76
4.	48.8 (1221/25)	1979-80
5.	44.4 (1244/28)	1996-97
6.	43.8 (1139/26)	1978-79
7.	43.6 (829/19)	1977-78
8.	43.5 (1174/27)	1992-93
9.	42.2 (1139/27)	1990-91
10.	42.0 (1133/27)	1994-95

## Rebound Defense

1.	30.6 (858/28)	1987-88
2.	32.0 (897/28)	1986-87
3.	32.2 (901/28)	1988-89
4.	33.7 (1011/30)	2011-12
5.	34.2 (1027/30)	2010-11
6.	34.3 (994/29)	2003-04
7.	34.8 (974/28)	2004-05
8.	35.0 (1190/34)	2002-03
9.	36.4 (1128/31)	2001-02
	36.4 (1309/36)	1998-99

## Offensive Rebounds

1.	439 (1346)	1998-99
2.	438 (1259)	2008-09
3.	435 (1227)	2007-08
4.	392 (1137)	2009-10
5.	390 (1225)	1999-00
6.	387 (1174)	1992-93
7.	376 (1139)	2004-05
8.	374 (1206)	2000-01
9.	362 (1077)	1991-92
10.	359 (1075)	2006-07
	359 (1144)	2002-03

## Assists

1.	558	1998-99
2.	535	1997-98
3.	529	2002-03
4.	492	1995-96
5.	471	1999-00
6.	454	2010-11
7.	441	2001-02
	441	2000-01
	441	1993-94
10.	440	1987-88

## Blocked Shots

1.	111	2011-12
	111	1999-00
3.	109	2004-05
4.	107	2000-01
5.	105	2005-06
6.	101	1992-93
7.	96	1996-97
8.	95	2003-04
9.	94	2001-02
10.	89	2002-03
	89	2009-10

## Steals

1.	389	1981-82
2.	386	1998-99
3.	354	1999-00
4.	351	1997-98
5.	330	1995-96
6.	329	1982-83
7.	301	1984-85
8.	296	2002-03
9.	291	1989-90
	291	1980-81



As a senior in 2007-08, Sara Hunter set the school record for three-point attempts in a game and tied Becky Hammon for most three-point makes in a contest. Hunter also became just the fifth player in school history to score more than 40 points in a contest in the same game, a triple-overtime game against the University of San Francisco.

**Points**

1.	45	Kathy Lightfoot vs. Southern Colorado	Jan. 5, 1982
2.	42	Becky Hammon at UNLV	Feb. 25, 1999
	42	Becky Hammon vs. San Jose State	Feb. 20, 1997
4.	41	Sara Hunter vs. San Francisco (30T)	Nov. 13, 2007
5.	40	Teresa James vs. BYU (2OT)	Feb. 12, 1994

**Field Goals Made**

1.	21	Kathy Lightfoot vs. Southern Colorado (26)	Jan. 5, 1982
2.	17	Jane Lange at Utah State (23)	Feb. 21, 1983
3.	15	Becky Hammon at Hawai'i (23)	Feb. 15, 1997
4.	14	Sara Hunter vs. San Francisco (35)	Nov. 13, 2007
	14	Melissa Dennett at UNLV (17)	Jan. 22, 2004
	14	Becky Hammon at BYU (20)	Feb. 12, 1998
	14	Becky Hammon vs. San Jose State (27)	Feb. 20, 1997
	14	Dametra Johnson vs. BYU (20)	Feb. 23, 1990
	14	Jodi Robers at Creighton (22)	Feb. 18, 1989
	14	Jodi Robers at Regis (21)	Dec. 17, 1988
	14	Kathy Lightfoot at Arizona State (20)	Dec. 4, 1981
	14	Kathy Lightfoot at California (22)	Nov. 21, 1981
	14	Karen Bonney vs. Wichita State (24)	Jan. 4, 1979

**Field-Goal Attempts**

1.	35	Sara Hunter vs. San Francisco (30T) (14)	Nov. 13, 2007
2.	30	Karen Bonney vs. Phillips (11)	Jan. 5, 1979
3.	28	Shannon Monahan at Portland (OT) (8)	Jan. 8, 1990
4.	27	Becky Hammon vs. San Jose State (14)	Feb. 20, 1997
	27	Dametra Johnson at Metro State (13)	Dec. 16, 1989

**Field-Goal % (minimum 10 attempts)**

1.	1.000	Lindsay Thomas vs. Tennessee-Martin (11-11)	Dec. 21, 2004
2.	.900	Melissa Dennett vs. Wyoming (9-10)	Jan. 28, 2005
3.	.846	Ashley Augspurger at Holy Cross (11-13)	Jan. 9, 2003
	.846	Jodi Robers vs. Eastern Illinois (N) (11-13)	Dec. 12, 1987
5.	.833	<b>Sam Martin vs. South Dakota (10-12)</b>	<b>Dec. 20, 2010</b>
	.833	Chatilla van Grinsven vs. Denver (10-12)	Nov. 23, 2010
	.833	Katie Cronin at Nevada (10-12)	Dec. 1, 1995
	.833	Sharon Schmidt vs. Western Michigan (N) (10-12)	Dec. 9, 1988

**Free Throws Made**

1.	17	Dametra Johnson vs. New Mexico State (20)	Feb. 4, 1989
2.	16	Becky Hammon vs. Southwest Missouri State (NCAA) (17)	Mar. 14, 1999
	16	Becky Hammon vs. Cal State Northridge (NCAA) (20)	Mar. 12, 1999
	16	Becky Hammon vs. New Mexico (17)	Feb. 8, 1998
5.	14	Dametra Johnson vs. Boise State (17)	Dec. 18, 1989
	14	Jodi Robers vs. Southern Utah (15)	Jan. 20, 1989

**Free-Throw Attempts**

1.	20	Becky Hammon vs. Cal State Northridge (NCAA) (16)	Mar. 12, 1999
	20	Dametra Johnson vs. New Mexico State (17)	Feb. 4, 1989
3.	17	Becky Hammon vs. Southwest Missouri State (NCAA) (16)	Mar. 14, 1999
	17	Becky Hammon vs. New Mexico (16)	Feb. 8, 1998
	17	Dametra Johnson vs. Boise State (17)	Dec. 18, 1989

**Free-Throw % (minimum 10 attempts)**

1.	1.000	Britney Minor vs. New Mexico State (10-10)	Dec. 29, 2007
	1.000	Becky Hammon vs. San Jose State (11-11)	Feb. 21, 1998
	1.000	Becky Hammon at San Jose State (10-10)	Jan. 22, 1998
	1.000	Becky Hammon vs. Fresno State (10-10)	Feb. 3, 1996
	1.000	Holli Omori vs. Southern Utah (12-12)	Jan. 20, 1989
	1.000	Karen Hosek vs. Hawai'i (10-10)	Feb. 6, 1984
	1.000	Sherry Neely at Colorado (10-10)	Dec. 7, 1983

**Three-Point Field Goals Made (since 1988)**

1.	8	Kim Mestdagh at North Dakota (14)	Nov. 21, 2010
	8	Sara Hunter vs. San Francisco (30T) (20)	Nov. 13, 2007
	8	Becky Hammon vs. San Jose State (17)	Feb. 20, 1997
	8	Becky Hammon vs. Idaho State (15)	Jan. 5, 1996
5.	7	Kim Mestdagh vs. Tulsa (9)	Nov. 17, 2011
	7	Kim Mestdagh at Winthrop (14)	Dec. 30, 2010
	7	Kim Mestdagh vs. Delaware (12)	Nov. 28, 2009
	7	Kandy Beemer at UNLV (11)	Jan. 14, 2009
	7	Sara Hunter vs. Utah (16)	March 5, 2008
	7	Sara Hunter vs. UNLV (13)	Feb. 9, 2008
	7	Kandy Beemer at Portland (10)	Dec. 21, 2007
	7	Sara Hunter vs. BYU (9)	Mar. 2, 2006
	7	Sara Hunter vs. BYU (10)	Mar. 9, 2005
	7	Becky Hammon at Air Force (14)	Feb. 27, 1999
	7	Becky Hammon at UNLV (15)	Feb. 25, 1999

**Three-Point Field Goals Attempted (since 1988)**

1.	20	Sara Hunter vs. Utah (7)	Mar. 5, 2008
2.	17	Kim Mestdagh vs. UNLV (OT) (5)	Jan. 20, 2010
	17	Becky Hammon vs. San Jose State (8)	Feb. 20, 1997
3.	16	Sara Hunter vs. San Francisco (8)	Nov. 13, 2007
4.	15	Becky Hammon at UNLV (7)	Feb. 25, 1999
	15	Becky Hammon vs. Idaho State (8)	Jan. 5, 1996

**Three-Point Field Goal % (minimum 6 attempts)**

1.	1.000	Heather Haanen vs. Maryland (N) (NCAA) (6-6)	Mar. 17, 2001
2.	.857	Jacque Johnson vs. Valparaiso (6-7)	Nov. 13, 1998
	.857	Becky Hammon at BYU (6-7)	Feb. 12, 1998
	.857	Rhonda Bainum vs. BYU (6-7)	Feb. 9, 1995
	.857	Shauna Stone vs. BYU (OT) (6-7)	Jan. 25, 1991

**Rebounds**

1.	22	Jane Lange vs. Washington State (N)	Nov. 26, 1982
	22	Janie Schieffelin vs. Denver	Jan. 4, 1980
3.	21	Jennifer Halbach vs. Sam Houston State (N)	Nov. 29, 1986
4.	20	Jennifer Halbach at Texas-San Antonio	Jan. 20, 1988
	20	Jennifer Halbach at BYU	Feb. 12, 1987
	20	Janie Schieffelin at Wichita State	Jan. 4, 1979

**Offensive Rebounds**

1.	11	Teresa James at Pepperdine	Dec. 18, 1993
2.	10	Keleigh Logan vs. Baylor	Dec. 12, 1992
3.	9	Shannon Randles vs. Wyoming	Feb. 6, 1997
4.	8	Chatilla van Grinsven vs. Texas A&M C.C.	Nov. 28, 2010
	8	Marilyn Moulton vs. Oklahoma Panhandle State	Dec. 17, 2006
	8	Marilyn Moulton vs. Idaho	Nov. 24, 2006
	8	Melissa Dennett at San Jose State	Dec. 10, 2005
	8	Melissa Dennett vs. Utah	Feb. 26, 2005
	8	Shannon Monahan at BYU	Feb. 23, 1991
	8	Cindy Hoppe at San Diego	Dec. 31, 1990
	8	Cynthia Salery at Colorado	Dec. 30, 1989

**Assists**

1.	15	Dee Dee Dominguez vs. Long Beach State	Dec. 21, 1994
2.	14	Jasai Ferrucho at BYU	Feb. 14, 2004
3.	13	Dee Dee Dominguez vs. Pepperdine	Jan. 7, 1995
4.	11	Jasai Ferrucho at Air Force	Mar. 4, 2004
	11	Mary Jo Berenato vs. Idaho State (N)	Nov. 21, 1983
	11	Deb Spickler at Colorado	Dec. 19, 1981
	11	Deb Spickler vs. Denver	Jan. 4, 1980
	11	Deb Spickler at Denver	Nov. 3, 1978

**Blocked Shots**

1.	10	Teresa James vs. Baylor	Dec. 12, 1992
2.	6	Marilyn Moulton vs. Idaho	Nov. 24, 2006
3.	5	Meghan Heimstra vs. Tulsa	Nov. 17, 2011
	5	Chatilla van Grinsven vs. Air Force	Feb. 9, 2010
	5	Meghan Heimstra vs. Wyoming	Jan. 5, 2010
	5	Marilyn Moulton vs. BYU	Mar. 2, 2006
	5	Msur Tor-Agbiyde vs. Air Force	Mar. 5, 2005
	5	Lindsay Thomas vs. Denver	Jan. 4, 2005
	5	Melissa Dennett vs. Pepperdine	Nov. 30, 2004
	5	Teresa James at UTEP	Mar. 4, 1993

**Steals (since 1980)**

1.	10	Cynthia Salery at BYU	Feb. 10, 1990
	10	Pam Smith vs. Wichita State	Nov. 24, 1984
3.	9	Katie Cronin vs. Eastern Washington	Dec. 30, 1997
	9	Becky Hammon vs. New Mexico	Jan. 11, 1996
	9	Becky Hammon vs. Weber State	Jan. 6, 1996
	9	Teresa James vs. Wyoming (OT)	Mar. 5, 1994
	9	Deb Spickler vs. Northern Colorado (N)	Jan. 5, 1981





# TEAM SINGLE-GAME RECORDS

## Points

1.	121	vs. Colorado School of Mines (121-39)	Dec. 7, 1979
2.	118	vs. Southern Colorado (118-54)	Jan. 5, 1982
3.	110	vs. Stony Brook (110-68)	Dec. 28, 2002
4.	108	vs. Iona (108-59)	Nov. 26, 2004
	108	vs. San Jose State (108-56)	Feb. 21, 1998

## Fewest Points Scored

1.	28	at Utah (28-68)	Feb. 2, 2008
2.	31	at Idaho (31-42)	Dec. 18, 2007
3.	32	vs. Utah (32-49)	Feb. 15, 1975
4.	35	at Utah (35-89)	Feb. 4, 1988
5.	36	at TCU (36-86)	Jan. 6, 2007

## Field Goals Made

1.	51	vs. Southern Colorado (80)	Jan. 5, 1982
	51	vs. Colorado School of Mines (95)	Dec. 7, 1979
3.	46	at UTEP (20T) (96)	Feb. 9, 1980
4.	45	vs. Air Force (78)	Feb. 23, 1983
5.	44	at Colorado School of Mines (84)	Jan. 15, 1980

## Fewest Field Goals Made

1.	8	at Idaho (47)	Dec. 18, 2007
2.	10	at Utah (49)	Feb. 2, 2008
3.	12	vs. Northern Iowa (48)	Nov. 12, 2010
	12	at San Diego State (44)	Jan. 30, 2010
	12	at TCU (60)	Jan. 6, 2007

## Field Goals Attempted

1.	107	vs. Denver (43)	Jan. 9, 1975
2.	99	vs. Colorado (37)	Dec. 3, 1976
3.	96	at UTEP (20T) (46)	Feb. 9, 1980
4.	95	vs. Colorado School of Mines (51)	Dec. 7, 1979
5.	92	at Southern Colorado (42)	Jan. 15, 1982
	92	vs. New Mexico State (24)	Feb. 25, 1977

## Fewest Field Goals Attempted

1.	31	at New Mexico State (18)	Feb. 28, 1987
2.	34	vs. Utah (18)	Feb. 20, 1988
	34	vs. Utah (14)	Jan. 29, 1987
4.	36	vs. Utah (14)	Feb. 7, 1976
5.	38	vs. Stephen F. Austin (N) (15)	Nov. 28, 1986

## Field-Goal % (min. 25 made)

1.	.638	vs. Southern Colorado (51-80)	Jan. 5, 1982
2.	.635	vs. Stony Brook (40-63)	Dec. 28, 2002
3.	.634	vs. New Mexico (26-41)	Feb. 9, 1984
4.	.615	at New Mexico (32-52)	Feb. 8, 1986
5.	.609	vs. Idaho State (39-64)	Dec. 7, 1996

## Lowest Field-Goal %

1.	.170	at Idaho (8-47)	Dec. 18, 2007
2.	.200	at TCU (12-60)	Jan. 6, 2007
3.	.204	at Utah (10-49)	Feb. 2, 2008
4.	.218	vs. New Mexico State (19-87)	Jan. 16, 1976
5.	.224	vs. UTEP (13-59)	Feb. 6, 1993
	.224	at Northern Colorado (17-76)	Feb. 19, 1975

## Free Throws Made

1.	42	vs. Southern Utah (53)	Jan. 20, 1989
2.	38	vs. Southwest Missouri State (NCAA) (48)	Mar. 14, 1999
3.	33	vs. UC Irvine (44)	Nov. 26, 2005
	33	vs. Texas Christian (41)	Dec. 11, 1993
5.	31	vs. St. Bonaventure (37)	Nov. 24, 2000
	31	vs. Hawai'i (36)	Feb. 6, 1984



Janie Schieffelin scored 24 points as the CSU women's basketball team set the team single-game record for points scored with a 121-39 victory over the Colorado School of Mines in 1978-79.

## Fewest Free Throws Made

1.	0	at Denver (3)	Jan. 3, 1978
2.	1	at Wyoming	Feb. 19, 1998
	1	vs. Alabama (N)	Dec. 2, 1994
	1	vs. Biola (N)	Dec. 8, 1984
	1	at Arizona	Feb. 12, 1976
	1	at New Mexico State	Jan. 25, 1975

## Free Throws Attempted

1.	53	vs. Southern Utah (42)	Jan. 20, 1989
2.	48	vs. Southwest Missouri State (NCAA) (38)	Mar. 14, 1999
3.	46	vs. Pacific (30)	Dec. 4, 2007
4.	45	at Wyoming (29)	Feb. 21, 1981
5.	44	vs. UC Irvine (33)	Nov. 26, 2005

## Free-Throw % (min. 10 attempts)

1.	1.000	at New Mexico (10-10)	Feb. 8, 2006
	1.000	vs. Utah (16-16)	Mar. 3, 1989
	1.000	at Wyoming (13-13)	Mar. 2, 1985
4.	.950	vs. Colorado (19-20)	Nov. 28, 2001
5.	.938	at North Dakota (15-16)	Nov. 21, 2010
	.938	at BYU (15-16)	Feb. 12, 1987

## Three-Point Field Goals Made (since 1988)

1.	14	vs. Texas Southern (21)	Nov. 27, 2010
	14	vs. Maryland (N) (NCAA) (24)	Mar. 17, 2001
	14	at Texas Christian (32)	Jan. 14, 1999
4.	13	vs. Air Force (26)	Feb. 27, 2002
	13	vs. Air Force (24)	Jan. 25, 2001
	13	vs. Tulsa (33)	Jan. 7, 1999

## Three-Point Field Goals Attempted (since 1988)

1.	36	at Oakland (10)	Dec. 30, 2001
2.	34	vs. UCLA (N) (NCAA) (11)	Mar. 20, 1999
	34	vs. Arizona (11)	Dec. 27, 1998
4.	33	vs. Tulsa (13)	Jan. 7, 1999
5.	32	vs. San Francisco	Nov. 13, 2007
	32	at UNLV (8)	Feb. 2, 2007
	32	at Utah (3ot) (8)	Jan. 12, 2002
	32	at Texas Christian (14)	Jan. 14, 1999
	32	vs. Florida (7)	Nov. 19, 1998

## Three-Point Field Goals % (min. 10 attempts)

1.	.800	at Fresno State (8-10)	Feb. 10, 1996
2.	.692	vs. Northern Colorado (9-13)	Dec. 18, 2005
3.	.688	vs. BYU (11-16)	Mar. 4, 1989
4.	.667	vs. Texas Southern (14-21)	Nov. 27, 2010
	.667	vs. Air Force (10-15)	Jan. 28, 1999

## Rebounds

1.	75	vs. Northern Colorado	Mar. 4, 1978
2.	74	vs. Denver	Jan. 9, 1975
3.	72	vs. Western State	Dec. 12, 1981
4.	71	at Southern Colorado	Jan. 15, 1982
5.	70	at Southern Colorado	Dec. 2, 1978

## Offensive Rebounds (since 1987)

1.	28	vs. Pennsylvania	Nov. 25, 1994
	28	at Colorado	Dec. 30, 1989
3.	27	vs. San Diego State	Mar. 1, 2001
	27	at Pepperdine	Dec. 18, 1993
	27	vs. Southern Colorado	Jan. 4, 1993

## Assists

1.	33	vs. Stony Brook	Dec. 28, 2002
2.	31	vs. Pepperdine	Jan. 7, 1995
3.	30	at Utah State	Feb. 21, 1983
4.	29	vs. Iona	Nov. 26, 2004
	29	vs. Denver	Jan. 9, 1975
5.	27	vs. Wyoming	Jan. 24, 1998

## Blocked Shots

1.	11	vs. Idaho	Nov. 24, 2006
	11	vs. Texas Southern	Nov. 21, 2003
	11	vs. Baylor	Dec. 12, 1992
3.	10	vs. Cal State Sacramento	Nov. 29, 1996
	10	vs. UTEP	Jan. 15, 1994

## Steals

1.	30	vs. New Mexico (N)	Dec. 4, 1983
2.	24	vs. Sacramento State	Nov. 16, 2001
	24	vs. Eastern Washington	Dec. 30, 1997
	24	vs. Southern Colorado	Jan. 4, 1993
	24	vs. Denver	Feb. 19, 1982
	24	vs. Weber State (N)	Dec. 5, 1980



**Home Attendance Records**

Year	Games	Total	Avg.
2011-12	13	16,544	1,273
2010-11	15	16,841	1,123
2009-10	14	16,745	1,196
2008-09	16	22,150	1,384
2007-08	14	16,423	1,173
2006-07	14	18,200	1,300
2005-06	14	19,896	1,421
2004-05	16	31,708	1,982
2003-04	16	28,249	1,766
2002-03	18	44,089	2,449
2001-02	16	45,320	2,832
2000-01	14	32,240	2,303
1999-00	17	43,524	2,560
1998-99	17	80,999	4,765
1997-98	13	29,688	2,282
1996-97	11	20,632	1,876
1995-96	13	32,436	2,495
1994-95	13	9,764	751
1993-94	12	6,054	505
1992-93	13	3,648	281
1991-92	14	3,508	251
1990-91	13	3,016	232
1989-90	12	2,579	215
1988-89	17	3,307	195



Katie Cronin and the 1998-99 CSU Rams were undefeated (17-0) in Moby Arena and won a team-record 33 games.

**Moby Arena Records**

Year	Record
2011-12	10-3
2010-11	10-5
2009-10	9-5
2008-09	6-10
2007-08	2-12
2006-07	6-8
2005-06	6-8
2004-05	11-5
2003-04	11-5
2002-03	17-1
2001-02	15-1
2000-01	12-2
1999-00	16-4
1998-99	17-0
1997-98	11-2
1996-97	8-3
1995-96	12-1
1994-95	10-3
1993-94	7-5
1992-93	8-5
1991-92	5-9
1990-91	8-5
1989-90	6-5
1988-89	10-6

**Season Victories**

Year	Wins
1. 1998-99	33
2. 1995-96	26
3. 2000-01	25
4. 2001-02	24
5. 1997-98	24
6. 2002-03	23
7. 1999-00	23
8. 1981-82	23
9. 1996-97	21
10. 2003-04	17
1980-81	17

**Moby Arena Winning Percentage**

Year	Record	Winning Pct.
1998-99	17-0	1.000
2002-03	17-1	.944
2001-02	15-1	.938
1995-96	12-1	.923
2000-01	12-2	.857
1997-98	11-2	.846
1999-00	16-4	.800
2011-12	10-3	.769
1994-95	10-3	.769
1996-97	8-3	.727
2004-05	11-5	.698
2003-04	11-5	.688
2010-11	10-5	.667
1987-88	8-4	.667
2009-10	9-5	.643
1988-89	10-6	.625
1992-93	8-5	.615
1990-91	8-5	.615
1993-94	7-5	.583
1989-90	6-5	.545
2006-07	6-8	.545
2005-06	6-8	.429
2008-09	6-10	.375
1991-92	5-9	.357
2007-08	2-12	.143
Total	206-94	.687

**All-Time Win Streaks**


Wins	Seasons	Ended By
19	1998-99	SMU
12	1998-99	California
10	1995-96	Stanford
9	1996-97	Tulane
9	1995-96	Utah
8	2000-01	Tulsa
8	1997-98	UC Santa Barbara
8	1980-81	Utah

**Home Court Win Streaks**

Wins	Season(s)	Ended By
21	1998-99	Michigan
18	2002-04	Boston College
14	1995-97	San Diego State
10	1981-82	New Mexico
9	2001-02	USC
8	1999-00	Tulsa
7	2012-	<b>Current Streak</b>
7	1988-89	New Mexico State
6	2009-10	Wyoming
6	1997-98	Utah
6	1994-95	Fresno State
6	1982-84	Creighton
5	2010-11	Pepperdine
5	2003-04	Creighton
5	2000-01	Utah
5	1983-84	Utah
5	1979-80	New Mexico

**Best Season Win Percentage**

Pct.	Year	Record
.917	1998-99	33-3
.839	1995-96	26-5
.800	1997-98	24-6
.781	2000-01	25-7
.774	2001-02	24-7
.750	1996-97	21-7
.742	1981-82	23-9
.697	1999-00	23-10
.667	1974-75	12-6
.617	2002-03	21-13
.586	2003-04	17-12
.548	1980-81	17-14
.536	2004-05	15-13
.519	1994-95	14-13
.519	1982-83	14-13
.517	1993-94	15-14



Becky Hammon averaged 25.3 points per game during the Rams' 19-game winning streak in 1998-99



Melissa Dennett was the Rams' leading scorer with 19 points against Iona on Nov. 26, 2004, the last time CSU reached 100 points in a game

**100-Point Scoring Games (14-0)**

Score	Season	Opponent
121-39	1979-80	Colorado School of Mines
118-54	1981-82	Southern Colorado
110-68	2002-03	Stony Brook
108-59	2004-05	Iona
108-56	1997-98	San Jose State
106-42	1992-93	Southern Colorado
105-82	2000-01	St. Bonaventure
105-63	1981-82	Colorado Women's College
102-30	2001-02	Sacramento State
102-65	2000-01	Eastern Michigan
102-75	1996-97	Davidson
102-69	1999-2000	Vermont
101-68	1998-99	Wyoming
100-49	1995-96	UTEP

**Largest Margin of Victory**

Margin	Season	Opp./Score
82	1979-80	Colo. School of Mines/121-39
72	2001-02	Sacramento State/102-30
72	1974-75	Denver/93-21
65	1998-99	Air Force/97-32
64	1992-93	Southern Colorado/106-42
64	1981-82	Southern Colorado/118-54
52	1997-98	San Jose State/108-56
51	1997-98	Air Force/97-46
51	1995-96	UTEP/100-49
49	2004-05	Iona/108-59
47	1981-82	Southern Colorado/92-45
46	2004-05	Tennessee-Martin/95-49
44	2001-02	Air Force/84-40
42	2002-03	Stony Brook/110-68
42	1989-90	Texas-Pan American/80-38
42	1981-82	Colorado Women's/105-63
41	2004-05	Texas-Pan American/77-36
40	2002-03	Air Force/89-49
40	1997-98	UNLV/90-50

**NCAA History**

Year	Opponent	Result	Location
1996	Nebraska	W, 66-62	Stanford, Calif.
1996	Stanford	L, 63-94	Stanford, Calif.
1998	Drake	W, 81-75	West Lafayette, Ind.
1998	Purdue	L, 63-77	West Lafayette, Ind.
1999	CS Northridge	W, 71-59	Fort Collins, Colo.
1999	SW Mo. St.	W, 86-70	Fort Collins, Colo.
1999	UCLA	L, 68-77	Los Angeles, Calif.
2001	Maryland	W, 83-69	Storrs, Conn.
2001	Connecticut	L, 44-89	Storrs, Conn.
2002	Tulane	L, 69-73	Stanford, Calif.

CSU is 5-5 in the NCAA tournament  
 CSU is 4-1 in the first round  
 CSU is 1-3 in the second round  
 CSU is 0-1 in the Sweet 16

**WNIT History**

Year	Opponent	Result	Location
2002	San Francisco	W, 76-58	Fort Collins, Colo.
2002	USC	L, 58-59	Fort Collins, Colo.
1998	Valparaiso	W, 94-71	Fort Collins, Colo.
1998	Oregon	W, 72-70	Eugene, Ore.
1998	Florida	W, 80-65	Fort Collins, Colo.
Final	Rutgers	W, 71-60	Fort Collins, Colo.

CSU is 5-1 in the Preseason WNIT  
 CSU was 1998 Preseason WNIT Champion

**Postseason**

Year	Opponent	Result	Location
2004	Creighton	L, 68-79	Fort Collins, Colo.
2003	Montana St.	W, 87-74	Fort Collins, Colo.
2003	Wyoming	W, 73-64	Fort Collins, Colo.
2003	Missouri	W, 62-61	Fort Collins, Colo.
Semi	Baylor	L, 69-78	Waco, Texas
2000	Arizona St.	W, 66-54	Fort Collins, Colo.
2000	USC	W, 66-56	Fort Collins, Colo.
2000	Long Beach St.	W, 65-63	Fort Collins, Colo.
Semi	Wisconsin	L, 60-78	Madison, Wis.

CSU is 6-3 in the Postseason WNIT





Ashley Augspurger, in 2003, was the last CSU women's basketball player to be selected as a member of the Kodak all-America team.

**Kodak All-America**

- 2003 Ashley Augspurger..... Honorable Mention
- 2002 Angie Gorton..... Honorable Mention
- 1999 Becky Hammon..... First Team
- Katie Cronin..... Honorable Mention
- 1998 Katie Cronin..... Honorable Mention
- Becky Hammon..... Honorable Mention
- 1997 Becky Hammon..... Honorable Mention
- 1996 Teresa James..... Honorable Mention

**A.P. All-America**

- 1999 Becky Hammon..... First Team
- 1998 Becky Hammon..... Honorable Mention
- 1997 Becky Hammon..... Honorable Mention

**USBWA All-America**

- 1999 .....Becky Hammon

**All-Region**

- 1981 .....Kathy Lightfoot
- 1980 .....Janie Schieffelin

**All-District**

- 2003 .....Ashley Augspurger
- 2002 .....Angie Gorton
- 1999 .....Katie Cronin
- .....Becky Hammon
- 1998 .....Katie Cronin
- .....Becky Hammon
- 1997 .....Becky Hammon
- 1996 .....Becky Hammon
- .....Teresa James
- 1980 .....Janie Schieffelin

**Academic All-America**

- 2003 Ashley Augspurger..... Honorable Mention
- 2006 Lindsay Thomas..... Second Team

- 2005 Lindsay Thomas..... Third Team
- 2004 Lindsay Thomas..... Second Team
- 2003 Shannon Strecker..... Second Team
- 1982 Janie Schieffelin..... Fourth Team
- 1981 Kathy Lightfoot..... Fourth Team

**Academic All-District**

- 2006 .....Lindsay Thomas
- 2004 .....Lindsay Thomas
- 2003 .....Ashley Augspurger
- .....Shannon Strecker
- 1994 .....Teresa James
- 1993 .....Teresa James
- 1981 .....Kathy Lightfoot

**NCAA Postgraduate Scholarship**

- 1996 .....Teresa James

**District Coach of the Year**

- 1996 .....Greg Williams

**Conference Coach of the Year**

- 2002 Tom Collen..... Mountain West
- 1999 Tom Collen..... WAC Mountain Division

**Conference Player of the Year**

- 2002 Angie Gorton..... MWC Defensive
- 1999 Becky Hammon..... WAC Mountain Division
- 1998 Becky Hammon..... WAC Mountain Division
- Heather Haanen...WAC Mountain Division Freshman
- 1997 Becky Hammon..... WAC Pacific Division
- 1996 Becky Hammon..... WAC Freshman

**Sixth Player of the Year**

- 2011-12 .....Meghan Heimstra

**All-Conference**

- 2011-12 Kim Mestdagh.....MW, First Team
- Sam Marting.....MW, Second Team
- 2010-11 Kim Mestdagh.....MW, Second Team
- Sam Martin.....MW, Third Team
- 2009-10 Kim Mestdagh.....MW, Second Team
- 2007-08 Sara Hunter.....MW, Third Team
- 2006-07 Sara Hunter.....MW, Third Team
- 2005-06 Melissa Dennett.....MW, Third Team
- 2004-05 Melissa Dennett.....MW, Second Team
- Lindsay Thomas.....MW, Third Team
- 2003-04 Vanessa Espinoza.....MW, Second Tea
- Melissa Dennett.....MW, Third Team
- Lindsay Thomas.....MW, Third Team
- Joy Jenkins.....MW, Honorable Mention
- Jasai Ferrucho.....MW, Honorable Mention
- 2002-03 Ashley Augspurger.....MW, First Team
- Shannon Strecker.....MW, Second Team
- Katie Borton.....MW, Third Team
- Joy Jenkins.....MW, Honorable Mention
- 2001-02 Ashley Augspurger.....MW, Second Team
- Angie Gorton.....MW, First Team
- 2000-01 Ashley Augspurger.....MW, First Team
- Angie Gorton.....MW, Second Team
- Heather Haanen.....MW, Honorable Mention
- 1999-00 Heather Haanen.....MW, First Team
- 1998-99 Katie Cronin.....WAC Mountain, First Team
- Becky Hammon.....WAC Mountain, First Team

- 1997-98 Heather Haanen.....WAC Mountain, Second Team
- Katie Cronin.....WAC Mountain, First Team
- 1996-97 Becky Hammon.....WAC Mountain, First Team
- Katie Cronin.....WAC Pacific, First Team
- Becky Hammon.....WAC Pacific, First Team
- 1995-96 Becky Hammon.....WAC First Team
- Teresa James.....WAC First Team
- Katie Cronin.....WAC Honorable Mention
- Dee Dee Dominguez.....WAC Honorable Mention
- 1994-95 Teresa James.....WAC First Team
- Dee Dee Dominguez.....WAC Honorable Mention
- 1993-94 Teresa James.....WAC First Team
- Misty Smith.....WAC Honorable Mention
- 1992-93 Debbie Carson.....WAC Honorable Mention
- Teresa James.....WAC Honorable Mention
- Keleigh Logan.....WAC Honorable Mention
- 1988-89 Jodi Robers.....HCAC, First Team
- 1987-88 Jodi Robers.....HCAC, First Team
- Lori Trollinger.....HCAC, First Team
- 1986-87 Jennifer Halbach.....HCAC, Honorable Mention
- Lori Trollinger.....HCAC, Honorable Mention
- 1985-86 Jodi Robers.....HCAC, Honorable Mention
- 1984-85 Karen Hosek-Kreuzer.....HCAC, Second Team
- 1983-84 Karen Hosek.....HCAC, First Team
- 1982-83 Karen Hosek.....HCAC, Second Team
- Jane Lange.....HCAC, Second Team
- 1981-82 Kathy Lightfoot.....IAIAW, First Team
- 1980-81 Kathy Lightfoot.....IAIAW, First Team



Teresa James, a member of the CSU Athletic Hall of Fame class of 2008, was CSU's first women's basketball All-American in 1996.



**Academic All-Conference**

2011-12	Kelly Hartig
	Sam Martin
	Hanne Mestdagh
	Kim Mestdagh
	Kara Spotton
2010-11	Hayley Thompson
	Bonnie Barbee
	Sara Hemmings
	Sam Martin
	Kim Mestdagh
	Hayley Thompson
2009-10	Bonnie Barbee
	Sara Hemmings
2008-09	Bonnie Barbee
	Kandy Beemer
	Kim Mestdagh
	Devran Tanacan
	Natalie van den Adel
	Chatilla van Grinsven
2007-08	Bonnie Barbee
	Kandy Beemer
	Kelly Rae Finely
	Sara Hunter
	Emily Neal
	Elle Queen
	Lauren Young
	Sara Hunter
2006-07	Marilyn Moulton
	Emily Neal
	Sara Hunter
	Liz Kramer
	Marilyn Moulton
	Lindsay Thomas
	Liz Kramer
2004-05	Marilyn Moulton
	Lindsay Thomas
	Annika Walseth
	Joy Jenkins
	Marilyn Moulton
	Lindsay Thomas
2002-03	Ashley Augspurger
	Joy Jenkins
	Shannon Strecker
	Lindsay Thomas
	Ashley Venekamp
	Ashley Augspurger
2001-02	Angie Gorton
	Joy Jenkins
	Lisa Narkiewicz
	Shannon Strecker
	Ashley Venekamp
2000-01	Ashley Augspurger
	Elizabeth English
	Angie Gorton
	Heather Haanen
	Joy Jenkins
	Lisa Narkiewicz
	Shannon Strecker
	Ashley Augspurger
1999-00	Elizabeth English
	Angie Gorton
	Heather Haanen
	Jacque Johnson
	Roxanne Manning
	Lisa Narkiewicz
	Shannon Strecker
	Heather Haanen
	Brenda Brunner
	Robin Hamilton
	Teresa James
	Wendy Wormal
	Teresa James
1994-95	Teresa James
1993-94	Sara Meadows
	Wendy Wormal
	Sara Meadows
1992-93	Sara Meadows
1991-92	Sara Meadows

**Conference Players of the Week**

Kim Mestdagh	Feb. 13, 2012
Kim Mestdagh	Nov. 16, 2010
Kim Mestdagh	Nov. 30, 2010
Kim Mestdagh	Jan. 25, 2010
Vanessa Espinoza	Dec. 5, 2005
Melissa Dennett	Jan. 24, 2005
Lindsay Thomas	Dec. 27, 2004
Lindsay Thomas	Nov. 29, 2004
Melissa Dennett	Nov. 22, 2004
Vanessa Espinoza	Feb. 23, 2004
Lindsay Thomas	Jan. 12, 2004
Melissa Dennett	Dec. 15, 2003
Joy Jenkins	Feb. 17, 2003
Ashley Augspurger	Jan. 13, 2003
Angie Gorton	Jan. 21, 2002
Angie Gorton	Feb. 5, 2001
Ashley Augspurger	Jan. 8, 2001
Heather Haanen	Nov. 27, 2000
Heather Haanen	Feb. 21, 2000
Ashley Augspurger	Dec. 13, 1999
Jacque Johnson	Nov. 28, 1999
Becky Hammon	Feb. 28, 1999
Becky Hammon	Feb. 15, 1999
Katie Cronin	Feb. 8, 1999
Becky Hammon	Feb. 1, 1999
Katie Cronin	Dec. 28, 1998
Becky Hammon	Dec. 20, 1998
Becky Hammon	Nov. 23, 1998
Jacque Johnson	Nov. 16, 1998
Katie Cronin	Feb. 9, 1998
Becky Hammon	Dec. 16, 1997
Becky Hammon	Dec. 8, 1997
Becky Hammon	Nov. 24, 1997
Becky Hammon	Feb. 24, 1997
Becky Hammon	Jan. 12, 1997
Becky Hammon	Dec. 9, 1996
Katie Cronin	Nov. 26, 1996
Becky Hammon	Feb. 19, 1996
Becky Hammon	Jan. 8, 1996
Becky Hammon	Dec. 11, 1996
Teresa James	Nov. 27, 1996
Kamie Siddoway	Nov. 29, 1994
Teresa James	Feb. 14, 1994
Teresa James	Jan. 10, 1994
<b>All-Defensive Team</b>	
1998-99	Roxanne Manning
1997-98	Sara Farmer
1995-96	Dee Dee Dominguez
1994-95	Dee Dee Dominguez
<b>All-Newcomer Team</b>	
1999-00	Ashley Augspurger
1998-99	Roxanne Manning
1997-98	Heather Haanen
1996-97	Jacque Johnson
1995-96	Katie Cronin
	Becky Hammon



Heather Haanen was named MVP of the 2001 Mountain West Conference tournament.

**Conference All-Tournament**

2008	Sara Hunter
2002	Angie Gorton
2001	Heather Haanen, MVP
	Lisa Narkiewicz
1999	Becky Hammon
1998	Becky Hammon
1996	Becky Hammon, MVP
1994	Teresa James
	Misty Smith

**Virginia K. Frank Award**

2003	Ashley Augspurger
1998	Becky Hammon
1996	Teresa James
1985	Karen Hosek-Kreuzer
1983	Deb Spickler
1978	Cindy Wittebort

**Mencimer Memorial Award**

2003	Shannon Strecker
1996	Teresa James
1984	Elaine Psenicka
1982	Janie Schieffelin





# ALL-TIME ALPHABETICAL ROSTER

<b>A</b>	
Donna Abernathy	1974-76
Morgan Ackley	2008-09
Jan Allen	1976-77
Holly Anderson	1989-93
Karen Atler	1975-76
Ashley Augspurger	1999-03
Kim Austin	1994-98

<b>B</b>	
Rhonda Bainum	1991-95
Patti Baldi	1974-77
Kerry Ballotti	1983-84
Naomi Bancroft	2005-06
Bonnie Barbee	2007-11
Heidi Barron	1987-89
Karen Barth	1985-86
Kandy Beemer	2007-09
Chelly Belanger	1980-81
Mary Jo Berenato	1982-86
Rae Ann Blakey	1974-77
Karen Bonney	1978-80
Katie Borton	1999-03
Adrienne Boyd	1998-02
Bambi Brasher	1975-77
Janet Brown	1976-77
Regina Brown	1978-79
Sara Brown	2003-04
Brenda Brunner	1993-96
Lisa Brunner	1974-77
Jan Buck	1978-79
Jennifer Buford	1998-99

<b>C</b>	
Jan Caldwell	1974-75
Cassie Calwell	1999-00
Jackie Campbell	1999-03
Debbie Carson	1991-93
Janice Charles	1985-87
<b>Carlyn Chavez</b>	<b>2011-Present</b>
Alison Cheney	2008-09
Linda Chittum	1977-79
Erin Cooke	2009-10
Juanise Cornell	2006-09
Lori Coulter	1979-80
Gina Crawley	1988-89
Mary Ann Creadon	1974-75
Katie Cronin	1995-99
Diana Crawl	1977-78
Penny Curry	1980-81

<b>D</b>	
Kirstin Daly	1989-93
Tangie Daniels	1982-86
Rosanne Dellenbach	1978-79

Melissa Dennett	2002-06
Lynn DePass	1976-77
Darla DeRuiter	1984-86
Amy Diesburg	1991-93
Sharla Dix	1979-80
Dee Dee Dominguez	1992-96
<b>Caitlin Duffy</b>	<b>2012-Present</b>

<b>E</b>	
Sarah Eckhoff	1991-93
Janice Ede	1987-89
Deb Ekborg	1977-79
Sue Ellis	1976-80
Elizabeth English	1999-02
Nadine Erickson	1974-75
Erin Erickson-Schendzielos	1997-01
Vanessa Espinoza	2001-06

<b>F</b>	
Sara Farmer	1993-98
Alisa Ferrell	1988-89
Jasai Ferrucho	2000-04
Kelly Rae Finley	2005-08
Vicki Fischer	1983-86
<b>LaDeyah Forte</b>	<b>2011-Present</b>
Justine (Square) France	2004-07
Jennie Friun	1985-86

<b>G</b>	
Jenny Gallagher	1993-94
Jodi Garbison	1991-92
Janell Goldsberry	1979-81
Becky Golob	1979-80
Angie Gorton	1998-02
Jolene Guthard	1995-97

<b>H</b>	
Heather Haanen	1997-01
Jennifer Halbach	1984-88
Robin Hamilton	1993-96
Becky Hammon	1995-99
Colleen Hart	1986-87
Kelly Hartig	2010-12
Doniene Hedges	1976-80
<b>Meghan Heimstra</b>	<b>2008-Present</b>
Sara Hemmings	2009-11
Mary Henry	1991-92
Kittie Hook	1977-78
Cindy Hoppe	1987-92
Karen Hosek-Kreuzer	1981-85
<b>Morgan Hunt</b>	<b>2011-Present</b>
Sara Hunter	2004-08
Marcia Hutchinson	1977-78

<b>I</b>	
Debbie Isaac	1987-91

<b>J</b>	
Teresa James	1992-96
Joy Jenkins	2000-04
Dametra Johnson	1988-90
<b>Emily Johnson</b>	<b>2012-Present</b>
Jacque Johnson	1996-00

<b>K</b>	
Chantel Kennedy	2009-11
Stephanie Kindreich	2000-01
Barb Koenig	1992-93
Janice Kollath	1974-76
Liz Kramer	2004-06
Michaela Kristula	1975-76
Katie Krusick	1987-91
Lisa Kunkel	1978-79

<b>L</b>	
Jane Lange	1979-83
Amy Largent	1991-92
Lindsay Laur	2006-07
Kathy Lightfoot	1980-82
Christie Lindblom	1980-83
Keleigh Logan	1989-93
Traci Lounsbury	1983-84
Mary Lovenstein	1983-84
Valerie Lucas	1974-75

<b>M</b>	
Jacque Machesney	2005-06
Malena Magpie	1998-99
<b>Amber Makeever</b>	<b>2010-Present</b>
<b>Mandy Makeever</b>	<b>2010-Present</b>
Roxanne Manning	1997-00
<b>Sam Martin</b>	<b>2010-Present</b>
Nya Mason	2006-07
Rene Mares	1976-78
Brynn Markle	1993-95
Cathy Marshall	1975-78
Sherri McClary	1978-81
Lori McClusky	1985-87
Kim McCoy	1976-77
Farah McDill	1997-01
Aubrey McFadyen	1996-97
Ashley McFarland	2006-07
Pat McLaughlin	1977-78
Sara Meadows	1990-94
Bregitta Meek	1979-83
<b>Hanne Mestdagh</b>	<b>2011-Present</b>
Kim Mestdagh	2008-12
Shelly Metzger	1990-92
Melanie Mills	1981-82
Britney Minor	2007-09
Carrie Moebius	1976-78
Shannon Monahan	1989-91
Marilyn Moulton	2003-07

Kelly Jo Mullaney	2006-07
<b>N</b>	
Lisa Narkiewicz	1999-03
Emily Neal	2006-08
Sherry Neely	1981-85
<b>Alicia Nichols</b>	<b>2012-Present</b>
Molly Nohr	2003-07

<b>O</b>	
Kylee O'Dwyer	2003-05
Holli Omori	1986-89
Kris Osterberg	1987-91
<b>Katrina Ottesen</b>	<b>2012-Present</b>

<b>P</b>	
Deb Pelekoudas	1982-86
Ronda Peterson	1974-76
Zenarae Pieters	1993-98
Lori Pivonka	1978-80
Meixandra Porter	2009-11
Kathy Price	1981-82
Lara Price	1985-86
Sydney Price	2004-06
Carla Pruitt	1991-92
Elaine Psenicka	1980-84

<b>Q</b>	
Pat Quayle	1974-76
Elle Queen	2007-Present

<b>R</b>	
Shannon Randles	1995-99
Jean Rasner	1974-78
Carine Reimink	2007-09
Becky Rhoades	1975-76
Renee Rich	1984-88
Raysha Ritter	2006-07
Jodi Robers	1985-89
Tanya Robinson	1989-91
Debbie Rubner	1974-75
Annette Ruggiero	1985-88
Patty Russell	1980-81

<b>S</b>	
Diane Saba	1983-84
Cynthia Salery	1989-90
Ashley Samuelson	2005-06
Tawanna Sanders	1982-85
Cassie Sandoval	1988-89
Janie Schieffelin	1978-82
Sharon Schmidt	1987-89
Portery Scott	1996-97
Casie Shepherd	2004-06
Jane Short	1982-85
Kamie Siddoway	1994-96

Zoi Simmons	2007-11
Lindsay Smith	1994-95
Misty Smith	1992-94
Pam Smith	1981-85
Katie Smock	1996-97
Deb Spickler	1978-82
<b>Kara Spotton</b>	<b>2011-Present</b>
Shauna Stone	1987-91
Shannon Strecker	1999-03
Beth Supensky	1984-86

<b>T</b>	
Devran Tanacan	2008-09
Marsha Tate	1997-01
Lindsay Thomas	2002-06
Shante Thomas	1990-91
<b>Hayley Thompson</b>	<b>2010-Present</b>
Janelle Tidyman	1980-81
Bernadette Tillis	1989-91
Msur Tor-Agbidye	2002-05
Lori Trollinger	1986-88

<b>U</b>	
Amaka Uzomah	2007-09

<b>V</b>	
Natalie van den Adel	2008-10
Sarah Van Diepen	1990-91
Heidi Van Engen	1993-95
Chatilla van Grinsven	2008-11
<b>Taylor Varsho</b>	<b>2012-Present</b>
Ashley Venekamp	2001-04

<b>W</b>	
Annika Walseth	2003-05
Dee Walsh	1974-76
Jill Watkins	1996-99
Ruth Welke	1976-77
Nina Whalen	1976-77
Kate Whiteside	1998-01
Leslie Whiting	1981-82
Ashley Wiens	2011-12
Brianna Willhite	2004-06
Laura Williams	1979-80
Zerphayne Willis	1975-79
Nikki Wilson	1994-95
Cindy Wittebort	1974-78
Wendy Wormal	1991-96


<b>Y</b>	
Lauren Young	2007-08

<b>Z</b>	
Raquel Zenon	1994-95




Year	Coach	Conference						Overall				
		W	L	Pct.	Pts.	Opp.	Finish	W	L	Pct.	Pts.	Opp.
1974-75	Kathleen Wallace	-	-	-	-	-	-	11	6	.647	956	834
1975-76	Paul Havenar	-	-	-	-	-	-	3	14	.176	815	1,009
1976-77	Paul Havenar	0	13	.000	724	925	14th	3	16	.158	1,128	1,361
1977-78	Ann Matlock	2	11	.154	837	1058	13th	6	13	.316	1,270	1,431
1978-79	Ann Matlock	1	12	.077	820	1062	14th	7	19	.269	1,615	1,792
1979-80	Ann Matlock	2	8	.200	765	913	-	11	14	.440	1,967	2,016
1980-81	Ann Matlock	5	5	.500	726	714	-	17	14	.548	2,341	2,236
1981-82	Ann Matlock	6	4	.600	728	691	-	23	9	.719	2,512	2,127
1982-83	Ann Matlock	5	6	.455	773	794	3rd	14	13	.519	1,862	1,926
1983-84	Lee Swayze	4	6	.400	602	642	4th	12	15	.444	1,764	1,816
1984-85	Lee Swayze	4	8	.333	762	856	5th	13	15	.464	1,805	1,811
1985-86	Lee Swayze	4	8	.333	715	855	4th	7	21	.333	1,596	1,951
1986-87	Brian Berger	3	9	.250	682	770	6th	9	19	.321	1,706	1,830
1987-88	Brian Berger	3	7	.300	569	663	5th	13	15	.464	1,717	1,817
1988-89	Brian Berger	3	7	.300	681	715	T4th	13	15	.464	1,857	1,857
1989-90	Brian Berger/Jan Martin*	3	7	.300	729	740	4th	12	16	.429	1,850	1,816
1990-91	Greg Williams	4	8	.333	739	903	5th	11	16	.407	1,688	1,862
1991-92	Greg Williams	3	11	.214	969	1143	7th	8	19	.296	1,916	2,143
1992-93	Greg Williams	4	10	.286	881	970	T6th	13	14	.481	1,850	1,834
1993-94	Greg Williams	5	9	.357	885	937	T5th	15	14	.517	1,914	1,857
1994-95	Greg Williams	6	8	.429	827	903	4th	14	13	.519	1,777	1,803
1995-96	Greg Williams	12	2	.857	1044	867	T1st	26	5	.839	2,248	1,963
1996-97	Greg Williams	12	4	.750	1128	979	2nd-P	21	7	.750	2,078	1,782
1997-98	Tom Collen	11	3	.786	1122	888	1st-M	24	6	.800	2,426	2,003
1998-99	Tom Collen	14	0	1.000	1156	820	1st-M	33	3	.917	2,856	2,254
1999-00	Tom Collen	9	5	.643	986	901	T3rd	23	10	.697	2,355	2,083
2000-01	Tom Collen	10	4	.714	958	849	2nd	25	7	.781	2,294	2,023
2001-02	Tom Collen	12	2	.857	925	812	1st	24	7	.774	2,207	1,870
2002-03	Chris Denker	8	6	.571	914	830	T3rd	21	13	.618	2,262	2,078
2003-04	Chris Denker	8	6	.571	915	840	4th	17	12	.586	1,927	1,754
2004-05	Chris Denker	6	8	.429	822	861	6th	15	13	.536	1,811	1,694
2005-06	Jen Warden	2	14	.125	990	1190	8th	9	20	.310	1,888	2,118
2006-07	Jen Warden	3	13	.188	889	1100	8th	8	21	.276	1,710	1,938
2007-08	Jen Warden	0	16	.000	782	1,095	9th	4	28	.125	1,729	2,189
2008-09	Kristen Holt	4	12	.250	948	1,054	8th	10	21	.323	1,833	2,014
2009-10	Kristen Holt	5	11	.313	948	1,040	8th	13	17	.433	1,811	1,894
2010-11	Kristen Holt	7	9	.438	923	1,020	4th	14	16	.467	1,812	1,898
2011-12	Kristen Holt	9	5	.643	886	803	3rd	13	17	.433	1,812	1,803
2012-	Ryun Williams	--	--	--	--	--	--	--	--	--	--	--
<b>Total</b>	<b>12 Coaches</b>	<b>199</b>	<b>277</b>	<b>.418</b>	<b>30,750</b>	<b>32,203</b>		<b>535</b>	<b>533</b>	<b>.501</b>	<b>70,965</b>	<b>70,487</b>

\*Jan Martin served as interim coach the last 13 games of 1990, posting a 3-10 record. P - Pacific Division of WAC; M - Mountain Division of WAC



In his seven seasons (1990-97) on the Rams' sideline, Greg Williams recorded more wins (196) than any coach in CSU history.



Tom Collen won nearly 80 percent of his games as coach of Colorado State and led the Rams to the 1999 NCAA Sweet 16.

**Composite Coaching Records**

Coach	Yrs	Years	Games	W	L	Pct.
Kathleen Wallace	1974-75	1	17	11	6	.667
Paul Havenar	1975-77	2	36	6	30	.167
Ann Matlock	1977-83	6	160	78	82	.488
Lee Swayze	1983-86	3	83	32	51	.386
Brian Berger	1986-90	3 1/2	99	44	55	.444
Jan Martin	1990	1/2	13	3	10	.231
Greg Williams	1990-97	7	196	108	88	.556
Tom Collen	1997-02	5	162	129	33	.796
Chris Denker	2003-05	3	91	53	38	.525
Jen Warden	2005-08	3	90	21	69	.233
Kristen Holt	2008-12	4	121	50	71	.413
<b>Total</b>		<b>38</b>	<b>1,068</b>	<b>535</b>	<b>533</b>	<b>.501</b>






**Kathleen Wallace (11-6 Overall)**

**1974-75 (11-6)**

1-9	Denver	W, 93-21
1-17	Utah State	L, 49-56
1-18	Weber State	W, 52-46
1-24	at New Mexico	W, 55-52
1-25	at New Mexico State	L, 49-52
1-29	at Wyoming	W, 69-46
1-31	Colorado	W, 74-53
2-6	at Colorado	W, 81-42
2-14	at BYU	L, 53-60
2-15	at Utah	L, 32-49
2-19	at Northern Colorado	L, 45-72
2-21	Arizona State	W, 46-40
2-22	Arizona	W, 57-46
2-28	Northern Colorado	W, 64-53
3-1	Wyoming	W, 40-39
3-5	#Utah	W, 52-46
3-7	#Utah State	L, 45-61

# IIAIW Regionals, Flagstaff, Ariz.



**Paul Havenar (6-30 Overall)**


**1975-76 (3-14)**

11-20	Colorado	L, 38-53
12-12	Wyoming	L, 40-50
1-15	New Mexico	L, 47-69
1-16	New Mexico State	L, 44-61
1-17	UTEP	W, 55-51
1-23	at Colorado	L, 48-85
1-28	at Colorado	L, 41-70
2-6	BYU	L, 54-58
2-7	Utah	L, 37-44
2-9	Northern Colorado	L, 59-61
2-12	at Arizona	L, 39-56
2-13	at Arizona State	L, 51-57
2-14	at Northern Arizona	W, 70-52
2-20	at Northern Colorado	L, 54-63
2-21	at Wyoming	W, 48-38
2-27	at Utah State	L, 43-78
2-28	at Weber State	L, 47-63

**1976-77 (3-16, 0-13 IIAIW)**

12-3	at Colorado	L, 79-90
12-10	at Northern Colorado	L, 74-87
12-18	at Wyoming	W, 70-58

1-5	Phillips	L, 48-82
1-6	Graceland	W, 74-63
1-7	Oklahoma	W, 59-56
1-14	*Colorado	L, 40-62
1-28	*at BYU	L, 54-79
1-29	*at Utah	L, 46-83
2-3	*Arizona	L, 70-82
2-4	*Arizona State	L, 49-79
2-5	*Northern Arizona	L, 49-56
2-11	*Northern Colorado	L, 56-73
2-12	*Wyoming	L, 52-55
2-18	*Utah State	L, 64-65
2-19	*Weber State	L, 64-74
2-24	*at New Mexico	L, 69-86
2-25	*at New Mexico St.	L, 63-77
2-26	*at UTEP	L, 48-54



**Ann Matlock (78-82 Overall)**

**1977-78 (6-13, 2-11 IIAIW)**

11-17	at Colorado	L, 62-86
11-18	at Denver	W, 81-58
12-5	at Wyoming	W, 87-75
12-9	Rocky Mtn. College	W, 69-67
1-10	at Denver	W, 76-70
1-20	*UTEP	L, 67-71 (ot)
1-21	*New Mexico State	L, 69-89
1-26	Northern Colorado	L, 58-67
1-27	*Northern Arizona	W, 71-58
1-28	*Arizona State	L, 61-86
2-3	*Arizona	L, 44-71
2-4	*New Mexico	L, 50-85
2-10	*at BYU	L, 62-93
2-11	*at Utah	L, 52-81
2-17	*Weber State	L, 88-92
2-18	*Utah State	L, 51-91
2-25	*Wyoming	L, 74-89
3-2	*Colorado	W, 80-69
3-4	*Northern Colorado	L, 68-83

**1978-79 (7-19, 1-12 IIAIW)**

11-3	at Denver	L, 54-55
11-14	Denver	L, 70-72
11-17	Colorado	L, 60-83
11-27	Northern Colorado	W, 71-49
11-30	Western Wyoming	W, 82-40
12-2	at Southern Colorado	L, 48-49
12-9	at Colorado Mines	W, 72-29
12-15	Texas A&M	L, 54-65
1-3	^Nebraska-Omaha	L, 41-80
1-4	^at Wichita State	W, 78-74
1-5	^Phillips	L, 51-64
1-9	Colorado Mines	W, 65-49
1-13	*at Colorado	L, 55-97
1-15	Southern Colorado	W, 58-41
1-19	*at Northern Colorado	L, 54-60
1-26	*at New Mexico State	L, 53-73

**1979-80 (11-14, 2-8 IIAIW)**

11-13	Air Force	L, 83-94
11-16	at Colorado	L, 48-112
11-17	South Dakota	W, 63-51
11-27	at Colorado College	W, 70-67
12-1	at Northern Colorado	W, 86-63
12-4	Colorado College	W, 95-82
12-7	Colorado Mines	W, 121-39
12-10	at Air Force	L, 79-84
12-29	^Montana	W, 72-66 (ot)
12-30	^at Montana State	L, 67-77
1-4	Denver	W, 90-72
1-10	*UTEP	W, 81-72
1-12	*New Mexico	L, 61-79
1-14	Iowa	L, 67-74
1-15	at Colorado Mines	W, 99-64
1-18	*at Utah	L, 78-87
1-19	*at BYU	L, 67-138
1-25	*at Wyoming	L, 83-93
2-8	*at New Mexico	L, 65-81
2-9	*at UTEP	L, 104-115 (2ot)
2-15	*BYU	W, 86-83
2-16	*Utah	L, 66-77
2-23	*Wyoming	L, 74-88
2-29	Utah State	L, 75-84
3-1	Northern Colorado	W, 89-74
	^Montana St. Christmas Tourn., Bozeman, MT	

**1980-81 (17-14, 5-5 IIAIW)**

11-18	at Air Force	W, 82-71
11-22	at Colorado College	W, 86-76
11-25	Northern Colorado	W, 93-59
11-28	Eastern Washington	L, 64-71
11-29	Colo. Women's Coll.	W, 86-69
12-4	^Oregon State	L, 71-96
12-5	^Weber State	L, 64-88
12-6	^Cal State L.A.	W, 93-71
12-9	Winnipeg	W, 83-66
12-12	Colorado College	W, 70-64
12-19	Baylor	L, 67-75
12-20	Colorado	L, 77-94
1-5	!Northern Colorado	W, 84-56
1-6	!at Wyoming	W, 78-73
1-10	*UTEP	L, 62-66
1-13	Southern Colorado	W, 86-71
1-17	*Wyoming	W, 86-59
1-22	*at Utah	L, 71-85
1-23	*at BYU	L, 80-104
1-27	at Colo. Women's	L, 69-80
1-30	^Ohio State	L, 66-67
1-31	^National College	L, 67-72
2-3	Southern Colorado	W, 83-70
2-7	at Denver	W, 80-66
2-13	*at UTEP	W, 75-51
2-14	*at New Mexico	W, 66-61
2-21	*at Wyoming	W, 69-54
2-24	*New Mexico	W, 66-58

W, 63-55	2-25	*Utah	L, 73-79
L, 76-77	2-28	*BYU	L, 78-97
L, 77-82	3-5	#New Mexico State	L, 66-67
L, 49-78		^Cal Invite, Berkeley, CA; !Wyoming Invite,	
L, 73-78		Laramie, WY; \$Central Missouri State Invite, Warrens-	
L, 67-71		burg, MO; #IAIAW Regionals, Las Cruces, NM	
L, 72-101			
L, 59-99			
L, 51-97			
L, 62-74			


**1981-82 (23-9, 6-4 IIAIW)**

11-19	^North Texas State	W, 78-63
11-20	^at Utah State	W, 92-77
11-21	^California	L, 79-87
11-28	Colorado Women's	W, 105-63
12-4	%Arizona State	L, 80-94
12-5	%UC Irvine	W, 77-68 (ot)
12-6	%Cal State Fullerton	L, 59-70
12-8	Air Force	W, 82-69
12-11	Nebraska	W, 89-78
12-12	Western State	W, 83-68
12-19	at Colorado	L, 76-79
1-1	Montana State	W, 68-61
1-2	*at Wyoming	L, 68-81
1-5	Southern Colorado	W, 118-54
1-7	*BYU	W, 88-80
1-9	*Utah	W, 79-66
1-13	at Northern Colorado	W, 74-63
1-15	at Southern Colorado	W, 92-45
1-16	at Colorado College	W, 66-38
1-28	*at New Mexico	W, 83-58
1-30	*at UTEP	W, 75-70
2-5	*at Utah	L, 59-74
2-6	*at BYU	L, 67-88
2-9	Utah State	W, 78-55
2-11	*UTEP	W, 92-55
2-13	*New Mexico	L, 54-57
2-19	Denver	W, 79-52
2-23	at Air Force	W, 75-60
2-26	Colorado College	W, 84-47
2-27	*Wyoming	W, 63-62
3-13	#at Colorado	L, 61-70
3-14	#Utah State	W, 89-75
	^Utah State Invite, Logan, UT; %Cal. Invite,	
	Berkeley, CA; #IAIAW Regionals, Boulder, CO	

**1982-83 (14-13, 5-6 HCAC)**

11-19	^California	W, 76-74
11-20	^at Colorado	L, 49-78
11-26	\$Washington State	W, 64-48
11-27	\$at Idaho	L, 71-93
12-2	at Colorado	L, 56-90
12-3	Weber State	L, 73-94
12-8	Colorado	L, 60-72
12-31	%Western Oregon	W, 74-71
1-1	%at Chico State	W, 61-53
1-2	%Portland State	L, 54-70
1-12	Utah State	W, 78-57
1-20	*BYU	L, 61-89
1-22	*Utah	W, 77-71
1-28	Northern Colorado	W, 70-63
2-3	at Air Force	L, 71-73
2-5	*Wyoming	W, 65-54
2-8	Baylor	W, 67-66
2-10	*New Mexico State	W, 68-67
2-12	*New Mexico	W, 70-57
2-17	*at BYU	L, 62-79
2-19	*at Utah	L, 71-85
2-21	*at Utah State	L, 81-84
2-23	Air Force	W, 95-74
3-1	at Northern Colorado	W, 70-56
3-5	*at Wyoming	W, 85-65

3-10	*at New Mexico	L, 61-68
3-12	*at New Mexico State	L, 72-75
	^AVIA Lady Buff Invite, Boulder, CO; \$Idaho Invite,	
	Moscow, ID; %Chico State Invite, Chico, CA	



**Lee Swayze (32-51 Overall)**

**1983-84 (12-15, 4-6 HCAC)**

11-21	+Idaho State	W, 72-53
11-22	+Montana State	L, 78-81
11-23	at Weber State	L, 86-88
12-3	!at California	L, 83-93
12-4	!New Mexico	L, 64-95
12-7	at Colorado	L, 69-82
12-29	^Creighton	L, 56-66
12-30	^Oklahoma City	W, 76-63
1-4	West Texas State	W, 81-80
1-5	&San Jose State	W, 68-55
1-6	&at Montana	L, 46-68
1-10	Colorado	W, 63-48
1-12	Southwest Texas St.	W, 72-62
1-19	Creighton	L, 50-64
1-21	Utah State	W, 65-45
1-28	*at Wyoming	W, 59-57
2-2	*at BYU	L, 60-77
2-4	*at Utah	L, 53-70
2-6	Hawai'i	W, 73-66
2-9	*New Mexico	W, 64-54
2-11	*New Mexico State	W, 72-50
2-25	*Wyoming	W, 66-55
3-1	*Utah	L, 47-69
3-3	*BYU	L, 75-77 (ot)
3-6	at UTEP	L, 60-65
3-8	*at New Mexico State	L, 52-65
3-10	*at New Mexico	L, 54-68
	+Utah State Invite, Logan, UT; !Cal Invite, Berkeley,	
	CA; %Pizza Hut Classic, Wichita, KS; &Montana Lady	
	Griz Classic, Missoula, MT	

**1984-85 (13-15, 4-8 HCAC)**

11-24	Wichita State	W, 60-48
11-29	!at Oregon State	L, 58-77
11-30	!BYU	L, 55-76
12-1	South Dakota	L, 65-66
12-5	Colorado	W, 61-56
12-7	^BYU	L, 61-76
12-8	^Biola	W, 73-38
12-15	Weber State	W, 71-55
12-18	Montana State	W, 75-53
12-29	Nebraska-Omaha	W, 71-58
12-30	UNLV	L, 50-60
1-3	at West Texas State	L, 58-75
1-5	at Oklahoma City	L, 63-68
1-10	Washington State	W, 70-42
1-12	Mesa College	W, 81-60
1-19	Air Force	W, 71-47
1-23	*at Utah State	L, 71-79



1-25 \*at Utah L, 46-73  
 1-26 \*at BYU L, 63-99  
 2-2 \*Wyoming W, 59-57  
 2-7 \*New Mexico State L, 57-60  
 2-9 \*New Mexico W, 70-56  
 2-14 \*Utah L, 68-80  
 2-21 \*BYU L, 66-84  
 2-23 \*Utah State W, 76-69  
 3-2 \*at Wyoming W, 51-47  
 3-7 \*at New Mexico L, 65-71  
 3-9 \*at New Mexico St. L, 70-81 (ot)  
 †Oregon State Invite, Corvallis, OR; †Arizona State Dial Classic, Tempe, AZ

**1985-86 (7-21, 4-8 HCAC)**

11-22 Denver W, 62-56  
 11-29 †Florida State L, 53-68  
 11-30 \*at Wichita State L, 52-71  
 12-4 at Air Force L, 68-71  
 12-11 at Colorado L, 61-89  
 12-19 Montana L, 50-79  
 12-21 West Texas State L, 58-80  
 1-2 Oregon State W, 54-42  
 1-7 at Weber State L, 56-58  
 1-9 at Nevada L, 41-69  
 1-11 Northern Colorado W, 72-54  
 1-16 at Nebraska-Omaha L, 63-72  
 1-18 at Creighton L, 47-75  
 1-23 \*Utah State W, 74-73  
 1-25 \*Utah L, 57-70  
 1-27 at Arizona State L, 48-85  
 1-29 at Northern Arizona L, 53-73  
 2-2 \*Wyoming W, 68-64  
 2-3 Northern Arizona L, 43-54  
 2-6 \*at New Mexico State L, 38-68  
 2-8 \*at New Mexico W, 75-60  
 2-15 \*BYU L, 55-93  
 2-18 \*at Utah L, 39-69  
 2-20 \*at Utah State W, 71-62  
 2-22 \*at BYU L, 75-98  
 3-1 \*at Wyoming L, 64-73  
 3-6 \*New Mexico L, 42-53  
 3-8 \*New Mexico State L, 57-72  
 †Pizza Hut Classic, Wichita, KS



**Brian Berger (44-55 Overall)**

**1986-87 (9-19, 3-9 HCAC)**  
 11-28 †Stephen F. Austin L, 48-71  
 11-29 †Sam Houston State W, 71-63  
 12-2 Air Force W, 76-59  
 12-6 Idaho State W, 60-52  
 12-10 Colorado L, 64-75  
 12-12 Wichita State L, 73-74 (2ot)  
 12-13 Cal State Fullerton L, 53-63  
 12-20 Weber State W, 69-60  
 1-1 at Montana State L, 59-67  
 1-3 at Montana L, 46-70

1-5 Pennsylvania W, 85-52  
 1-9 at Oklahoma State L, 47-65  
 1-10 at Oklahoma W, 58-72  
 1-12 at Western Michigan L, 74-84  
 1-14 at Detroit L, 55-60  
 1-27 \*at Wyoming L, 49-57  
 1-29 \*Utah L, 41-62  
 1-31 at Air Force W, 76-73  
 2-5 \*New Mexico State L, 54-79  
 2-7 \*New Mexico W, 57-49  
 2-10 \*at Utah L, 60-72  
 2-12 \*at BYU L, 67-84  
 2-14 \*at Utah State W, 67-51  
 2-21 \*Wyoming L, 59-77  
 2-26 \*at New Mexico L, 49-60  
 2-28 \*at New Mexico State L, 54-62  
 3-5 \*BYU L, 62-72  
 3-7 \*Utah State W, 73-45  
 †Cowgirl Classic, Stillwater, OK

**1987-88 (13-15, 3-7 HCAC)**

11-27 †SMU W, 56-55  
 11-28 †Portland State W, 71-67  
 12-4 Montana State L, 56-65  
 12-5 Western Illinois W, 70-51  
 12-9 Regis W, 71-62  
 12-11 Sat Northern Arizona L, 53-57  
 12-12 †Eastern Illinois W, 88-78  
 12-17 Denver W, 55-44  
 12-30 George Washington L, 54-69  
 1-2 at Loyola Marymount L, 56-67  
 1-5 at Pepperdine L, 52-68  
 1-6 at Cal State LA W, 67-57  
 1-9 at Colorado L, 59-82  
 1-15 Portland State W, 74-70  
 1-16 at Northern Colorado W, 69-67  
 1-19 at SW Texas St. L, 68-76  
 1-20 at Texas San Antonio L, 55-64  
 1-23 UTEP W, 74-57  
 1-30 \*Wyoming W, 60-51  
 2-4 \*at Utah L, 35-89  
 2-6 \*at BYU L, 73-75  
 2-11 \*New Mexico State L, 59-60  
 2-13 \*Creighton W, 71-61  
 2-18 \*BYU W, 74-53  
 2-20 \*Utah L, 55-65  
 2-25 \*at Creighton L, 43-61  
 2-27 \*at New Mexico State L, 54-87  
 3-5 \*at Wyoming L, 45-61  
 †Idaho Tournament, Moscow, ID; †Northern Arizona Tournament, Flagstaff, AZ

**1988-89 (13-15, 3-7 HCAC)**

11-25 †at Kansas State L, 56-70  
 11-26 †Eastern Illinois L, 65-82  
 12-2 Portland W, 75-53  
 12-3 Idaho L, 60-69  
 12-9 †Western Michigan L, 74-80  
 12-10 †Northern Iowa W, 60-56  
 12-16 Cal State LA L, 52-53  
 12-17 at Regis W, 80-58  
 12-30 Colorado L, 47-74  
 1-3 Wisconsin-Green Bay W, 62-77  
 1-6 Loyola Marymount W, 55-45  
 1-7 Southwest Texas St. W, 85-80  
 1-13 UTEP W, 67-60  
 1-14 Texas-San Antonio W, 71-57  
 1-17 Denver W, 64-48  
 1-20 Southern Utah W, 80-55

1-27 \*at BYU L, 68-88  
 1-28 \*at Utah L, 48-64  
 2-3 \*Creighton W, 80-59  
 2-4 \*New Mexico State L, 71-73  
 2-8 Northern Colorado W, 53-45  
 2-11 \*Wyoming W, 63-53  
 2-16 \*at New Mexico State L, 65-74  
 2-18 \*at Creighton L, 65-81  
 2-25 \*at Wyoming L, 56-73  
 3-3 \*Utah L, 68-74  
 3-4 \*BYU W, 97-76  
 3-10 #Utah L, 70-80  
 †McCall Pattern Tourn., Manhattan, KS; †Wisconsin-Green Bay Tourn., Green Bay, WI



**Jan Martin (3-10 Overall)**

**1989-90 (12-16, 3-7 HCAC)**  
 11-24 †Moorhead State W, 93-56  
 11-25 †at Montana State W, 64-61  
 12-1 Pepperdine L, 50-55  
 12-2 Weber State W, 55-54  
 12-7 Idaho State L, 50-55  
 12-9 Missouri-Kansas City W, 54-48  
 12-16 at Metro State W, 74-58  
 12-18 Boise State L, 51-54  
 12-30 at Colorado L, 61-91  
 1-2 at Santa Clara W, 65-60  
 1-4 at San Francisco L, 45-53  
 1-6 at Portland State L, 52-64  
 1-8 at Portland W, 69-65 (ot)  
 1-12 Denver W, 79-42  
 1-13 Texas-Pan American W, 80-38  
 1-19 %Portland State L, 72-76  
 1-20 \*at Mo-Kansas City L, 42-68  
 1-26 \*New Mexico State L, 78-80  
 1-27 \*Creighton W, 86-73  
 2-3 \*Wyoming L, 54-63  
 2-9 \*at Utah L, 70-95  
 2-10 \*at BYU W, 87-72  
 2-17 \*at Wyoming L, 76-81 (ot)  
 2-23 \*BYU W, 86-64  
 2-24 \*Utah L, 53-64  
 3-1 \*at Creighton L, 81-82  
 3-3 \*at New Mexico State L, 58-66  
 3-8 #Wyoming L, 65-78  
 †GranTree Classic, Bozeman, MT; % Missouri-Kansas City Classic, Kansas City, MO



**Greg Williams (108-88 Overall)**

**1990-91 (11-16, 4-8 WAC)**  
 11-23 at Weber State L, 57-75  
 11-24 at Idaho State L, 57-69  
 11-27 at Air Force L, 66-75  
 12-1 †Florida W, 69-65  
 12-2 †at Louisville L, 65-75  
 12-7 Montana State W, 63-55  
 12-8 Portland W, 68-61  
 12-15 at Denver W, 62-54  
 12-16 Oklahoma State L, 61-78  
 12-18 Metro State W, 83-47  
 12-29 Northern Iowa L, 49-53  
 12-31 at San Diego L, 48-58  
 1-2 at Loyola Marymount L, 56-69  
 1-5 Colorado W, 57-51  
 1-11 \*at Creighton L, 57-84  
 1-13 Southern Colorado W, 88-74  
 1-19 \*at Wyoming L, 52-70  
 1-25 \*BYU W, 80-75 (ot)  
 1-26 \*Utah L, 49-87  
 1-31 \*at San Diego State L, 50-73  
 2-2 \*at UTEP W, 69-64 (ot)  
 2-9 \*Creighton L, 60-113  
 2-16 \*Wyoming L, 64-71  
 2-22 \*at Utah L, 51-66  
 2-23 \*at BYU L, 60-74  
 2-28 \*San Diego St. W, 73-69 (ot)  
 3-2 \*UTEP W, 74-57  
 †Derby City Classic, Louisville, KY

**1991-92 (8-19, 3-11 WAC)**

11-22 Arizona L, 77-79  
 11-24 Denver W, 84-83  
 11-26 at Colorado L, 50-77  
 11-29 †at Boise State L, 68-87  
 11-30 †Southern Utah W, 84-68  
 12-6 Idaho State L, 69-73  
 12-7 Weber State L, 68-81  
 12-15 Northern Colorado W, 88-79  
 12-29 at Northern Iowa L, 68-71  
 1-4 Air Force W, 71-68  
 1-7 at Southern Colorado W, 83-73  
 1-11 San Diego L, 72-76  
 1-16 \*Utah L, 70-87  
 1-18 \*BYU L, 77-83  
 1-23 \*at New Mexico W, 83-57  
 1-25 \*at San Diego State L, 62-101  
 2-1 \*Wyoming L, 60-78  
 2-6 \*UTEP W, 72-65  
 2-8 \*Creighton L, 73-99  
 2-13 \*at BYU L, 78-90  
 2-15 \*at Utah L, 52-78  
 2-20 \*San Diego State L, 74-82  
 2-22 \*New Mexico W, 93-52  
 2-29 \*at Wyoming L, 57-117  
 3-5 \*at Creighton L, 59-81

3-7 \*at UTEP L, 59-73  
 3-12 #BYU L, 65-85  
 †Real Dairy Classic, Boise, ID; # WAC Tournament, Salt Lake City, UT

**1992-93 (13-14, 4-10 WAC)**

12-1 Northern Colorado W, 91-62  
 12-4 †Ohio L, 53-58  
 12-5 †Austin Peay W, 77-70  
 12-10 Colorado L, 69-90  
 12-12 Baylor W, 81-79  
 12-13 Loyola Marymount W, 82-70  
 12-21 Toledo W, 85-80  
 12-28 at UC Santa Barbara L, 66-74  
 12-30 at Cal St. Northridge W, 67-52  
 1-4 Southern Colorado W, 106-42  
 1-8 at Idaho State W, 66-52  
 1-9 at Weber State W, 78-73  
 1-16 \*at Wyoming L, 69-83  
 1-22 \*BYU L, 61-74  
 1-23 \*Utah L, 54-81  
 1-28 \*at San Diego State L, 59-82  
 1-30 \*at Fresno State W, 71-65  
 2-4 \*New Mexico W, 73-48  
 2-6 \*UTEP L, 41-54  
 2-13 \*Wyoming W, 70-58  
 2-19 \*at Utah L, 55-71  
 2-20 \*at BYU L, 71-84  
 2-25 \*Fresno State W, 76-60  
 2-27 \*San Diego State L, 60-64  
 3-4 \*at UTEP L, 48-72  
 3-6 \*at New Mexico L, 73-74  
 3-10 #at Utah L, 48-62  
 †Indiana Tournament, Bloomington, IN; # WAC Tournament, Salt Lake City, UT

**1993-94 (15-14, 5-9 WAC)**

11-26 Southern Utah W, 78-60  
 11-30 at Colorado L, 55-75  
 12-3 †Tennessee Tech W, 65-51  
 12-4 †Villanova L, 63-67  
 12-9 CU-Colorado Springs W, 82-59  
 12-11 Texas Christian W, 92-69  
 12-18 Sat Pepperdine W, 59-53  
 12-19 †Virginia Tech L, 69-73  
 12-28 at Northern Arizona W, 71-61  
 12-30 at Southern Utah L, 70-82  
 1-7 Weber State W, 70-54  
 1-8 Idaho State W, 72-51  
 1-13 \*New Mexico W, 59-54  
 1-15 \*UTEP L, 60-71  
 1-20 \*at BYU L, 77-86  
 1-22 \*at Utah L, 50-72  
 1-27 \*San Diego State L, 47-53  
 1-29 \*Fresno State L, 51-59  
 2-4 \*at Fresno State W, 55-53  
 2-6 \*at San Diego State L, 50-84  
 2-10 \*Utah W, 78-69  
 2-12 \*BYU L, 78-79 (2ot)  
 2-19 \*at Wyoming L, 78-82  
 2-25 \*at New Mexico W, 74-47  
 2-27 \*at UTEP W, 61-58  
 3-5 \*Wyoming L, 67-70 (ot)  
 3-9 #at Utah W, 69-57  
 3-11 #BYU W, 67-57  
 3-12 #San Diego State L, 47-51  
 †UNLV 7-Up Desert Classic, Las Vegas, NV; \$Pepperdine Tournament, Malibu, CA; # WAC Tournament, Salt Lake City, UT





# YEAR-BY-YEAR RESULTS

## 1994-95 (14-13, 6-8 WAC)

11-25	^Pennsylvania	W, 69-50
11-26	^Tulane	W, 76-56
11-28	Northern Arizona	W, 87-75
12-2	\$Alabama	L, 62-74
12-3	\$at UC Irvine	L, 65-76
12-21	Long Beach State	W, 79-72
12-28	at Santa Clara	W, 70-82
12-30	at Sacramento St.	W, 81-63
1-3	at Weber State	L, 68-90
1-5	at Idaho State	W, 75-71
1-7	Pepperdine	W, 82-70
1-12	*at New Mexico	W, 71-63
1-14	*at UTEP	L, 52-73
1-20	*Wyoming	W, 59-52
1-26	*Fresno State	L, 54-57
1-28	*San Diego State	L, 46-56
2-2	*at San Diego State	L, 51-73
2-4	*at Fresno State	W, 49-48
2-9	*BYU	W, 83-70
2-11	*Utah	L, 59-76
2-16	*at Utah	L, 48-62
2-18	*at BYU	L, 63-92
2-23	*UTEP	W, 66-52
2-25	*New Mexico	W, 65-58
3-2	*at Wyoming	L, 61-71
3-4	Cal Poly	W, 83-62
3-8	#UTEP	L, 53-59

^Coors Rocky Mountain Invite, Ft. Collins, CO; \$Disneyland Tournament, Irvine, CA; # WAC Tournament, Albuquerque, NM

## 1995-96 (26-5, 12-2 WAC)

11-24	^Brown	W, 85-72
11-25	^Texas Tech	L, 79-91
12-1	\$at Nevada	W, 60-49
12-2	\$Northwestern State	W, 82-72
12-8	%Louisville	W, 74-65
12-9	%at George Wash.	L, 67-72
12-18	Santa Clara	W, 63-55
12-29	&at St. John's	W, 72-53
12-30	&James Madison	W, 62-50
1-3	Rice	W, 73-66
1-5	Idaho State	W, 82-59
1-6	Weber State	W, 80-67
1-11	*New Mexico	W, 74-45
1-13	*UTEP	W, 100-49
1-20	*at Wyoming	W, 83-66
1-25	*at Utah	L, 52-66
1-27	*at BYU	W, 82-80 (ot)
2-1	*San Diego State	W, 66-58
2-3	*Fresno State	W, 83-68
2-8	*at San Diego State	L, 64-66
2-10	*at Fresno State	W, 67-46
2-15	*BYU	W, 80-77
2-17	*Utah	W, 78-74
2-22	*at New Mexico	W, 71-59
2-24	*at UTEP	W, 68-54
3-3	*Wyoming	W, 76-59
3-6	#UTEP	W, 60-46
3-8	#San Diego State	W, 64-58
3-9	#New Mexico	W, 72-65
3-17	!Nebraska	W, 66-62
3-18	!Stanford	L, 63-94

^Coors Rocky Mountain Invite, Ft. Collins; \$Nevada Holiday Inn Classic, Reno, NV; % George Washington Invite, Washington, D.C.; &Red Storm Christmas Invite, Jamaica, NY; # WAC Tournament, Albuquerque, NM; !NCAA, Stanford, CA

## 1996-97 (21-7, 12-4 WAC)

11-22	at Washington State	W, 84-63
11-24	at Eastern Wash.	L, 67-70
11-29	^Sacramento State	W, 75-59
11-30	^Davidson	W, 102-75
12-3	Minnesota	W, 78-60
12-6	\$Fresno Pacific	W, 90-60
12-7	\$Idaho State	W, 97-53
12-13	%Southern California	W, 67-64
12-14	%at UC Irvine	W, 77-65
12-28	&Rhode Island	W, 77-60
12-29	&at Tulane	L, 72-105
1-2	*at Air Force	W, 64-55
1-4	*at UNLV	W, 68-52
1-11	*at Wyoming	W, 75-61
1-16	*Hawai'i	W, 84-73
1-18	*San Diego State	L, 53-70
1-23	*at Fresno State	W, 66-61
1-25	*at San Jose State	W, 88-62
1-30	*UNLV	W, 89-55
2-1	*Air Force	W, 61-46
2-6	*Wyoming	L, 65-66
2-8	*at Utah	W, 79-68 (3 ot)
2-13	*at San Diego State	L, 53-61
2-15	*at Hawai'i	W, 71-64
2-20	*San Jose State	W, 80-55
2-22	*Fresno State	W, 73-62
2-27	*Utah	L, 59-68
3-5	#SMU	L, 64-69

^Coors Rocky Mountain Invite, Ft. Collins, CO; \$Cal Poly Tournament, San Luis Obispo, CA; %UCI-Marriott Classic, Irvine, CA; &Tulane Doubletree Classic, New Orleans, LA; # WAC Tournament, Las Vegas, NV



## Tom Collen (129-33 Overall)

### 1997-98 (24-6, 11-3 WAC)

11-21	Washington State	W, 83-71
11-25	at Minnesota	W, 76-58
11-28	^Georgia State	W, 94-70
11-29	^Akron	W, 93-68
12-5	\$Butler	W, 73-71
12-6	\$at Indiana	W, 75-63
12-12	*Ohio	W, 93-81
12-13	%Georgia Southern	W, 95-81
12-28	UC Santa Barbara	L, 98-105
12-30	Eastern Washington	W, 75-43
1-1	*Air Force	W, 97-59
1-3	*UNLV	W, 90-50
1-8	*at New Mexico	W, 66-63
1-10	*at UTEP	L, 62-69
1-15	*BYU	W, 81-75
1-18	*Utah	L, 68-69
1-22	at San Jose State	W, 70-56
1-24	*Wyoming	W, 99-67
1-29	*at UNLV	W, 91-75
1-31	*at Air Force	W, 97-46

2-5	*UTEP	W, 85-55
2-8	*New Mexico	W, 83-72
2-12	*at BYU	W, 88-78
2-14	*at Utah	L, 53-67
2-19	*at Wyoming	W, 62-43
2-21	San Jose State	W, 108-56
3-4	#SMU	W, 67-64 (ot)
3-6	#New Mexico	L, 60-76
3-14	!Drake	W, 81-75
3-16	!at Purdue	L, 63-77

^Coors Rocky Mountain Invite, Ft. Collins, CO; \$IU Full-O-Pepp Classic, Bloomington, IN; %Hatter Classic, Deland, FL; # WAC Tournament, Las Vegas, NV; !NCAA, West Lafayette, IN

### 1998-99 (33-3, 14-0 WAC)

11-13	^Valparaiso	W, 97-71
11-16	^at Oregon	W, 72-70
11-19	^Florida	W, 80-65
11-20	^Rutgers	W, 71-60
11-23	at Oregon State	W, 79-61
11-25	at Portland State	W, 84-70
11-27	\$Furman	W, 96-70
11-28	\$LaSalle	W, 95-47
12-3	at Utah	W, 70-69
12-5	at Weber State	W, 72-65
12-18	at Santa Clara	W, 66-65
12-20	%Wake Forest	W, 84-69
12-21	%at California	L, 75-80
12-27	Arizona	W, 80-70
12-31	Radford	W, 81-43
1-2	Wisc.-Green Bay	W, 83-69
1-7	*Tulsa	W, 87-54
1-10	*Rice	W, 63-45
1-14	*at TCU	W, 89-76
1-16	*at SMU	W, 74-67
1-23	*at Wyoming	W, 93-67
1-28	*Air Force	W, 97-32
1-30	*UNLV	W, 91-55
2-4	*at Rice	W, 67-50
2-6	*at Tulsa	W, 64-50
2-11	*TCU	W, 89-66
2-14	*SMU	W, 69-52
2-20	*Wyoming	W, 101-68
2-25	*at UNLV	W, 75-68
2-27	*at Air Force	W, 97-70
3-3	#at UNLV	W, 71-67
3-5	#Rice	W, 70-52
3-6	#SMU	L, 49-65
3-12	!Cal State Northridge	W, 71-59
3-14	!SW Missouri State	W, 86-70
3-20	!UCLA	L, 68-77

^Pre-Season WNIT, Ft. Collins, CO and Eugene, OR; \$Coors Rocky Mountain Invite, Ft. Collins, CO; %Oakland Tribune Classic, Berkeley, CA; # WAC Tournament, Las Vegas, NV; !NCAA Tournament, Ft. Collins, CO and Los Angeles, CA

### 1999-2000 (23-10, 9-5 MW)

11-19	Michigan	L, 65-69
11-23	Utah	W, 58-47
11-26	^Vermont	W, 102-69
11-27	^California	W, 66-57
12-1	Colorado	W, 73-67
12-4	at Northern Arizona	W, 76-52
12-6	at Arizona	L, 75-89
12-12	Portland State	W, 74-38
12-19	Weber State	W, 86-59
12-21	Oregon State	W, 60-51

12-29	Washington	W, 92-64
1-7	Santa Clara	L, 66-67
1-10	at Tulsa	W, 71-68 (ot)
1-15	*Wyoming	W, 86-69
1-20	*at BYU	W, 63-52
1-22	*at Utah	L, 52-77
1-26	*Air Force	W, 91-73
1-29	*New Mexico	W, 79-51
2-3	*at UNLV	W, 81-79
2-5	*at San Diego State	L, 58-68
2-11	*at Wyoming	W, 89-48
2-17	*BYU	W, 84-74
2-19	*Utah	W, 57-56
2-24	*at Air Force	W, 67-45
2-26	*at New Mexico	L, 59-67
3-2	*UNLV	L, 69-84
3-4	*San Diego State	L, 51-58
3-8	#Wyoming	W, 79-57
3-10	#BYU	L, 69-77
3-16	%Arizona State	W, 66-54
3-18	%Southern Cal	W, 66-56
3-22	%Long Beach State	W, 65-63
3-25	%at Wisconsin	L, 60-78

### 2000-01 (25-7, 10-4 MW)

11-17	^Idaho	W, 71-60
11-18	^at Nevada	W, 70-48
11-24	\$St. Bonaventure	W, 105-82
11-25	\$Indiana State	W, 85-57
11-27	Eastern Michigan	W, 102-65
11-29	Oakland	W, 78-68
12-3	Northwestern State	W, 81-49
12-6	at Colorado	W, 72-70
12-17	Tulsa	L, 64-67
12-19	Northern Arizona	W, 77-54
12-29	at Washington	W, 66-64
1-2	at Marquette	W, 83-82 (2ot)
1-4	at Wisc.-Green Bay	L, 56-69
1-13	*at Wyoming	W, 76-51
1-18	*at Utah	L, 51-73
1-20	*at BYU	L, 55-66
1-25	*Air Force	W, 88-53
1-27	*New Mexico	W, 65-58
2-1	*at UNLV	W, 69-62
2-3	*at San Diego State	W, 55-54
2-10	*Wyoming	W, 69-49
2-15	*BYU	W, 77-72
2-17	*Utah	L, 59-67
2-22	*at New Mexico	L, 68-72
2-24	*at Air Force	W, 73-44
3-1	*San Diego State	W, 81-67
3-3	*UNLV	W, 72-61
3-7	#Wyoming	W, 70-59
3-9	#New Mexico	W, 70-65
3-10	#BYU	W, 59-56
3-17	!Maryland	W, 83-69
3-19	!at Connecticut	L, 44-89

### 2001-02 (24-7, 12-2 MW)

11-16	Sacramento State	W, 102-30
11-21	Notre Dame	W, 72-66
11-23	\$West Virginia	W, 85-74
11-24	\$Evansville	W, 82-53

11-28	Colorado	W, 81-69
12-3	Nevada	W, 84-57
12-9	%Florida International	L, 72-75
12-14	^Xavier	W, 65-48
12-15	^Louisville	W, 82-72
12-19	Cal State Fullerton	W, 91-55
12-28	at Eastern Michigan	W, 66-56
12-30	at Oakland	L, 71-77
1-2	Marquette	L, 52-56
1-4	Loyola Marymount	W, 71-57
1-10	*at BYU	W, 81-64
1-12	*at Utah	W, 87-77 (3ot)
1-17	*San Diego State	W, 58-49
1-19	*UNLV	W, 62-57
1-25	*Wyoming	W, 57-49
1-31	*at New Mexico	L, 50-56
2-2	*at Air Force	W, 63-55
2-7	*Utah	W, 58-53
2-9	*BYU	W, 75-65
2-14	*at UNLV	L, 59-71
2-16	*at San Diego State	W, 69-60
2-23	*at Wyoming	W, 64-62 (ot)
2-27	*Air Force	W, 84-40
3-2	*New Mexico	W, 58-54
3-6	#Air Force	W, 79-68
3-8	#UNLV	L, 58-72
3-16	!Tulane	L, 69-73

\$Coors Rocky Mountain Invite, Ft. Collins, CO; %Orange Bowl Classic, Miami, FL; ^Women's Sports Foundation Classic, Columbus, OH; # MW Tournament, Las Vegas, NV; !NCAA, Stanford, CA



## Chris Denker (58-38 Overall)

### 2002-03 (21-13, 8-6 MW)

11-15	^San Francisco	W, 76-58
11-17	^USC	L, 58-59
11-29	\$Davidson	W, 70-58
11-30	\$Xavier	W, 68-64
12-4	Metro State	W, 60-53
12-8	Stephen F. Austin	W, 85-62
12-12	at Colorado	L, 51-65
12-21	at Michigan	L, 72-83
12-23	at Notre Dame	L, 45-46
12-28	!Stony Brook	W, 110-68
12-29	IUC Santa Barbara	W, 55-44
1-4	at St. Mary's	W, 64-46
1-9	at Holy Cross	W, 73-69
1-11	at Boston College	L, 60-75
1-16	*at BYU	L, 56-71
1-18	*at Utah	L, 50-73
1-23	*New Mexico	W, 66-53
1-25	*Air Force	W, 89-49
2-1	*at Wyoming	L, 64-69 (ot)
2-6	*at San Diego State	L, 47-60
2-8	*at UNLV	L, 71-90
2-13	*Utah	W, 56-44
2-15	*BYU (ESPN 2)	W, 71-70 (ot)



2-20	*at Air Force	W, 62-41
2-22	*at New Mexico	L, 54-74
2-28	*Wyoming	W, 73-51
3-5	*UNLV	W, 74-36
3-7	*San Diego State	W, 81-49
3-12	*Wyoming	W, 59-56
3-14	#New Mexico	L, 51-65
3-21	%Montana State	W, 87-74
3-23	%Wyoming	W, 73-64
3-27	*Missouri	W, 62-61
3-31	*at Baylor	L, 69-78

\$Coors Rocky Mountain Invite, Ft. Collins, CO;  
!womenscollegehoops.com Ram Holiday Classic,  
Ft. Collins, CO; #MW Tournament, Las Vegas, NV;  
%Women's NIT, Ft. Collins, CO; Waco, TX

**2003-04 (17-12, 8-6 MW)**

11/21	Texas Southern	W, 85-51
11/24	at Stephen F. Austin	W, 72-57
11/28	!Long Beach State	W, 67-49
11/29	!Boston College	L, 61-75
12/3	#15 Colorado	L, 74-81
12/6	%#30 Oregon	L, 50-62
12/11	at Denver	W, 80-63
12/14	at San Francisco	W, 71-63
12/21	St. Mary's	W, 72-54
12/29	Notre Dame	L, 59-63
1/3	LMU (Pepsi Center)	W, 54-42
1/6	Montana	W, 60-45
1/9	IPFW	W, 78-63
1/15	*BYU	W, 54-52
1/17	*Utah	L, 51-55
1/22	*at UNLV	L, 87-92
1/24	*at San Diego State	L, 55-58
1/30	*at Wyoming	L, 53-58
2/5	*New Mexico	W, 72-57
2/7	*Air Force	W, 83-46
2/12	*at Utah	L, 57-71
2/14	*at BYU	W, 72-64
2/19	*San Diego State	W, 65-56
2/21	*UNLV	W, 79-65
2/27	*Wyoming	W, 60-49
3/4	*at Air Force	W, 75-58
3/6	*at New Mexico	L, 52-59
3/10	#Wyoming	L, 61-67
3/19	\$Creighton	L 68-79

! Coors Rocky Mountain Invitational, Fort Collins; %  
Played at Rose Garden, Portland, OR; # MW Tournament,  
Denver, CO; \$ WNIT, Fort Collins, CO

**2004-05 (15-13, 6-8 MW)**

11/19	San Francisco	W, 72-64
11/22	at Notre Dame	L, 47-69
11/26	!Iona	W, 108-59
11/27	IUAB	W, 82-57
11/30	Pepperdine	W, 64-58
12/1	Texas-Pan American	W, 77-36
12/4	at Colorado	L, 77-83
12/12	Oregon	L, 57-66
12/21	Tennessee-Martin	W, 95-49
12/23	UConn	L, 44-63
1/2	at Northern Colorado	W, 69-59
1/4	Denver	W, 67-47
1/8	at Montana	W, 65-53
1/13	*at Utah	L, 50-68
1/15	*at Brigham Young	L, 54-74
1/20	*San Diego State	W, 63-50
1/22	*UNLV	W, 69-66
1/28	*Wyoming	W, 61-51

2/3	*at Air Force	W, 63-42
2/5	*at New Mexico	L, 49-75
2/10	*Brigham Young	L, 47-59
2/17	*at UNLV	L, 58-71
2/19	*at San Diego State	W, 56-49
2/24	*at Wyoming	L, 45-68
2/26	*Utah	L, 69-77
3/3	*New Mexico	L, 63-71
3/5	*Air Force	W, 75-40
3/9	#BYU	L, 65-70

! Coors Rocky Mountain Invitational, Fort Collins, CO;  
# MW Tournament, Denver, CO



**Jen Warden (21-69 Overall)**

**2005-06 (9-20, 2-14 MW)**

11-22	Concordia-St. Paul	W, 83-69
11-25	!South Dakota State	L, 75-82
11-26	UC-Irvine	W, 85-65
11-30	Colorado	W, 86-83
12-4	Portland	W, 70-58
12-7	at Denver	L, 58-77
12-10	at San Jose State	L, 66-78
12-18	Northern Colorado	W, 81-66
12-22	at Duke	L, 52-99
12-30	Svs. Tulsa	L, 65-69
12-31	\$ at UTSA	W, 63-59
1-5	*San Diego State	W, 68-65
1-7	*New Mexico	L, 57-73
1-14	*at Utah	L, 57-73
1-18	*UNLV	L, 62-67
1-21	*TCU	L, 63-73
1-25	*at Wyoming	L, 80-87 (ot)
1-28	*at BYU	L, 54-70
2-2	*Air Force	L, 60-76
2-4	*at San Diego State	W, 68-55
2-8	*at New Mexico	L, 51-85
2-15	*Utah	L, 56-80
2-18	*at UNLV	L, 57-74
2-22	*at TCU	L, 57-83
2-25	*Wyoming	L, 71-78
3-2	*BYU	L, 67-69
3-4	*at Air Force	L, 65-79
3-7	# San Diego State	W, 69-58
3-8	#BYU	L, 45-65

!Coors Rocky Mountain Invite, Ft. Collins, CO; \$Wells  
Fargo New Year's Classic, San Antonio, TX; #MW  
Tournament, Denver, CO

**2006-07 (8-21, 3-13 MW)**

11-13	UMKC	W, 72-48
11-17	at San Francisco	L, 79-84
11-19	at Pacific	L, 59-71
11-24	!Idaho	W, 88-68
11-25	!Western Carolina	L, 60-64
11-29	at Colorado	L, 51-56
12-3	Denver	L, 53-65
12-6	at Northern Colorado	W, 59-48

12-9	San Jose State	W, 76-57
12-17	Panhandle State	W, 76-64
12-21	at 6/6 Connecticut	L, 58-93
12-29	at New Mexico State	L 55-71
1-4	*at Air Force	W, 65-56
1-6	*at TCU	L, 36-86
1-11	*Utah	L, 57-73
1-13	*New Mexico	L, 42-73
1-18	*at BYU	L, 56-69
1-20	*at San Diego State	L, 66-75
1-25	*Wyoming	L, 66-78 (ot)
2-1	*at UNLV (The mtn.)	L, 46-57
2-4	*Air Force	W, 61-49
2-7	*TCU	L, 67-85
2-10	*at Utah	L, 49-64
2-14	*at New Mexico	L, 66-77
2-17	*BYU	L, 50-67
2-22	*San Diego State	W, 67-56
2-25	*at Wyo. (The mtn.)	L, 37-72
3-3	*at UNLV	L, 58-63
3-6	# Air Force	L, 46-47

! Coors Rocky Mountain Invitational, Fort Collins; #  
MW Tournament, Las Vegas, NV

**2007-08 (4-28, 0-16 MW)**

11-09	at Northern Iowa	L, 58-72
11-13	San Francisco	L, 96-101 (3ot)
11-17	at UMKC	L, 62-76
11-20	at Northern Colorado	L, 60-70
11-23	!Navy	W, 59-53
11-24	!Creighton	L, 56-78
11-28	at Denver	L, 52-68
12-1	Colorado	L, 47-82
12-4	Pacific	W, 84-77
12-8	at Weber State	L, 50-61
12-18	at Idaho	L, 31-42
12-21	at Portland	L, 56-71
12-29	New Mexico State	L, 67-77
1-09	*at UNLV	L, 55-57
1-12	*BYU	L, 39-60
1-19	*at TCU	L, 52-70
1-23	*Air Force	L, 43-56
1-26	*Wyoming	L, 55-68
1-30	*at San Diego State	L, 52-86
2-2	*at Utah	L, 28-68
2-6	*New Mexico	L, 47-74
2-9	*UNLV	L, 68-76
2-13	*at BYU	L, 44-59
2-20	*TCU	L, 41-76
2-24	*at Air Force	L, 53-62
2-27	*at Wyoming	L, 46-68
3-1	*San Diego State	L, 56-76
3-5	*Utah	L, 58-63
3-8	*at New Mexico	L, 45-76
3-11	#vs UNLV	W, 68-49
3-12	#vs No. 12 Utah	W, 60-52
3-14	#vs New Mexico	L, 41-65

! Coors Rocky Mountain Invitational, Fort Collins; #  
MW Tournament, Las Vegas, NV



**Kristen Holt (50-71 Overall)  
2008-09 (10-21, 4-12 MW)**

11-15	at Wichita State	L, 69-76 (OT)
11-19	at Colorado	L, 63-93
11-22	Idaho	W, 69-60
11-28	!Valparaiso	L, 53-64
11-29	!Murray State	L, 70-75
12-3	Denver	L, 53-69
12-6	Northern Colorado	W, 62-47
12-10	at Montana	L, 53-68
12-14	UNI	W, 55-53
12-21	at Creighton	L, 56-67
12-29	Sat UTSA	L, 58-67
12-30	Svs. Prairie View A&M	W, 56-48
1-3	South Dakota	W, 56-55
1-7	*TCU	L, 53-74
1-10	*at BYU	L, 43-61
1-14	*at UNLV	W, 70-69
1-15	*Utah	L, 48-74
1-20	*at Air Force	W, 55-50
1-24	*Wyoming	L, 61-64
1-28	*New Mexico	L, 68-76
1-31	*San Diego State	L, 61-62
2-7	*at TCU	L, 59-71
2-11	*BYU	L, 51-53
2-14	*UNLV	W, 85-55
2-18	*at Utah	L, 45-74
2-21	*Air Force	W, 65-54
2-25	*at Wyoming	L, 62-71
2-28	*at New Mexico	L, 56-78
3-4	*San Diego State	L, 66-68
3-10	#vs Wyoming	W, 64-56
3-11	#vs New Mexico	L, 48-62

! - Coors Rocky Mountain Invite, Ft. Collins, CO;  
\$ - Wells Fargo New Year's Classic, San Antonio, TX,  
# MW Tournament, Las Vegas, Nev.

**2009-10 (13-17 5-11 MW)**

11-13	Montana	W, 72-64
11-15	Wichita State	W, 85-60
11-18	at Denver	L, 55-68
11-22	at Valparaiso	L, 58-68
11-27	!Texas State	W, 66-54
11-28	!Delaware	W, 67-44
12-1	at Idaho	W, 65-55
12-5	*at California (19/20)	L, 78-44
12-6	*at Southern Illinois	W, 62-53
12-11	Colorado	W, 69-61
12-21	at Northern Colorado	L, 56-65
12-30	at Texas A&M Corpus Christi	L, 70-58
1-2	South Dakota	W, 52-47
1-5	*Wyoming	L, 64-61
1-9	*Air Force	W, 74-68
1-16	*BYU	L, 67-58
1-20	*at UNLV	W, 66-65 (ot)
1-23	*New Mexico	W, 67-60
1-27	*at TCU	L, 51-78
1-30	*at San Diego State	L, 38-59
2-3	*Utah	L, 65-68
2-6	*at Wyoming	L, 52-69
2-9	*Air Force	W, 80-46
2-17	*at BYU	L, 54-72

2-20	*UNLV	W, 65-49
2-23	*at New Mexico	L, 50-65
2-27	*TCU	L, 61-73
3-3	*San Diego State	L, 73-54
3-6	*at Utah	L, 52-64
3-9	#New Mexico	L, 64-67

! Coors Rocky Mountain Invitational, Fort Collins, CO  
^Colliers International Classic, Berkeley, Calif., # MW  
Tournament, Las Vegas, Nev.

**2010-11 (14-16, 7-9 MW)**

11-12	Northern Iowa	L, 50-74
11-18	at Florida State (16/14)	L, 52-63
11-21	at North Dakota	W, 68-61
11-23	Denver	W, 72-56
11-27	!Texas Southern	W, 80-60
11-28	!Texas A&M Corpus Christi	W, 90-57
12-2	Northern Colorado	W, 73-66
12-8	at Colorado	L, 49-73
12-11	at Arizona State	L, 56-72
12-20	South Dakota	W, 68-53
12-28	at Western Carolina	W, 69-53
12-30	at Winthrop	L, 56-58
1-2	Pepperdine	L, 43-66
1-5	*at Wyoming	L, 43-83
1-12	*New Mexico	W, 71-60
1-15	*at TCU	L, 40-66
1-18	*UNLV	W, 68-63
1-22	*at BYU	L, 57-73
1-25	*at Air Force	W, 64-58
1-29	*Utah	W, 53-48
2-2	*at San Diego State	W, 56-51
2-5	*at Wyoming	L, 74-55
2-12	*at New Mexico	L, 86-53
2-16	*TCU	L, 61-53
2-19	*at UNLV	L, 72-60
2-23	*BYU (RV/--)	L, 64-55
2-26	*Air Force	W, 70-49
3-2	*at Utah	L, 61-59
3-5	*San Diego State	W, 66-51
3-8	#vs Air Force	L, 66-63

! Coors Rocky Mountain Invitational, Fort Collins, CO  
# MW Tournament, Las Vegas, Nev.

**2011-12 (13-17, 9-5 MW)**

Nov. 11	at Northern Iowa	L, 61-50
Nov. 13	Arizona State	L, 56-52 OT
Nov. 17	Tulsa	W, 87-68
Nov. 20	Colorado	L, 72-53
Nov. 23	at Denver	L, 64-61
Nov. 29	at Montana State	L, 87-69
Dec. 2	at Northern Colorado	L, 66-60
Dec. 4	at Toledo	L, 58-51
Dec. 8	North Dakota	W, 58-52
Dec. 11	Maryville-St. Louis	W, 73-35
Dec. 20	#vs. Michigan State	L, 72-45
Dec. 21	#vs. Indiana	L, 47-39
Dec. 31	Bowling Green	L, 70-57
Jan. 4	at Cal-State Bakersfield	W, 65-63
Jan. 8	at Seattle University	L, 61-43
Jan. 11	*Air Force	W, 73-39
Jan. 14	*at TCU	L, 79-71
Jan. 17	*at Boise State	W, 60-52
Jan. 21	*Wyoming	W, 62-58
Jan. 25	*New Mexico	W, 61-54
Jan. 28	*at San Diego State	L, 66-57
Feb. 1	*UNLV	W, 74-62
Feb. 4	*at Air Force	W, 77-39
Feb. 11	*TCU	W, 61-59
Feb. 14	*Boise State	W, 67-58
Feb. 18	*at Wyoming	L, 66-62 OT
Feb. 22	*at New Mexico	L, 53-45
Feb. 25	*San Diego State	W, 68-65
Feb. 29	*at UNLV	L, 53-48
March 7	#Boise State	L, 68-63
^	Triple Crown Caribbean Classic, Cancun, Mexico	
#	MW Tournament, Las Vegas, Nev.	





# ***COLORADO STATE RAMS WOMEN'S BASKETBALL***



## **Media Information**

- 105..... Media Guidelines
- 106..... Media Relations Staff
- 107..... Mountain West Conference
- 108..... Media Outlets





**Directions to Moby Arena**

**From the South (Denver)**

Take Interstate 25 North into Fort Collins. Exit I-25 (exit 265) and head West on Harmony Road. Turn right onto College Avenue and then left onto Prospect Road. Proceed on Prospect and turn right onto Shields. Moby Arena will be ahead and to your right. Enter the parking lot from at the corner of Shields and Elizabeth Street.

**From the North (Cheyenne)**

Take Interstate 25 South into Fort Collins. Exit I-25 (exit 268) and head West on Prospect Road. Turn right onto Shields. Moby Arena will be ahead and to your right. Enter the parking lot from the corner of Shields and Elizabeth Street.

**CSU Media Relations**

- The CSU media relations office is available to assist you with coverage of the Colorado State women's basketball program. Assistant director of media relations Danielle Marshall, and student-assistants Keeley Brown and Cara Maio, and the rest of the media relations staff will be happy to serve you during the 2012-13 season.
- The media relations office is located in the McGraw Athletic Center in Room 311 on the main campus of Colorado State University.
- For information regarding credentials, interviews, statistics, press conferences, etc., please contact Danielle Marshall by phone at 970/491-6494 or by e-mail at danielle.marshall@colostate.edu.
- To assist you during the season, please take time to read the media information found on this page.

**CSURAMS.com**

- The official Web site for Colorado State athletics is csurams.com featuring the latest news, information, statistics and rosters for all of the Rams' 16 athletic programs.

**Media Credentials**

- Media credentials are distributed on a season or single-game basis. Requests should be made at least one week prior to an event.
- Credentials will be left prior to the game at media will call, located at the lower (ground level) southwest entrance of Moby Arena, adjacent to the Academic & Training Center and north of the Ram Field softball complex.

**Photographer Credentials**

- Photo credentials are issued only to accredited photographers. Passes must be displayed at all times.
- Photographer's boxes are located at both ends of the playing court, on the south side of each basket standard, opposite the team benches. Still and video photographers are allowed to be positioned in either of these boxes only.
- Photography is not allowed from any of the courtside media or donor seating along either baseline or the south side of the playing court, the team bench area, or official scorer's table.
- No photography equipment (i.e., cameras, strobes) shall be attached to the backboard, goal standards or tables located courtside without specific, prior written permission.
- Still photographers may not utilize flash attachments at any courtside location.
- Tripods may not be placed on or beside the playing floor, or on any table.
- Upper-level still and video photographer positions are located above the south side seating areas and in the press box overhead on the north side. Photographers are unable to use the south side location for any game that is being televised. Individuals seeking to use the north side location must be granted permission by a member of the athletic media relations staff.

**Parking**

- Access to the parking lot immediately west of the McGraw Center will require an "A" permit from 7:30 a.m. to 4 p.m. weekdays
- Annual permits can be purchased through the Office of Parking Management Web site: [www.colostate.edu/depts/parking](http://www.colostate.edu/depts/parking).
- Event parking permits will be made available to credentialed media for home games at Moby Arena. To acquire an event parking pass contact a member of the CSU media relations staff.

**Video Highlights**

- Contact Greg O'Malia at 970/491-2590 regarding video highlights.

**Game Notes**

- Game notes are available at least 48 hours prior to each game (except on days with back-to-back games) on the school's official Web site, CSURams.com. News releases also will be e-mailed to media outlets upon request.

**Colorado State Media E-mail List**

- To receive e-mail updates on the Rams, e-mail assistant director of media relations Danielle Marshall at [danielle.marshall@colostate.edu](mailto:danielle.marshall@colostate.edu) with a message stating that you would like to receive the news releases via e-mail.

**Interview Guidelines**

- Interviews, either in person or via telephone, with members of Colorado State's women's basketball coaching staff and studentathletes must be coordinated through assistant media relations director Danielle Marshall.

Home and/or cell phone numbers will not be provided to the media, by the coaches, student-athletes, or the athletic department. Media are asked not to request an individual's personal contact information, including e-mail and cell number, but rather to contact Danielle Marshall.

- Student-athletes and coaches are available for interviews at the conclusion of selected practice sessions. Student-athlete interviews will not conflict with classes, meetings, medical treatment or practice times.
- Interviews are not permitted in the locker room or training room.
- No pregame interviews will be granted on game days.
- Telephone interviews should be requested at least 24 hours in advance and coordinated through Danielle Marshall. All interviews will be processed on an availability basis involving the requested interviewee.

**Postgame Guidelines**

- At the conclusion of every game, Colorado State coach Ryan Williams will use the NCAA-suggested 10-minute cooling period to address members of the team.
- At the conclusion of the NCAA-suggested cooling period, Williams will address the media in the Adolf Coors Family Foundation Auditorium, Room 100, in the McGraw Athletic Center.
- Colorado State's locker room is closed to the media at all times. Specific players will be brought to the press conference upon request.
- The media relations office will do its best to accommodate all properly made requests.
- Other than network contractual obligations, no student-athlete or coach can appear on a live post-game television or radio interview without permission obtained prior to the game from Danielle Marshall.

**Broadcast Rights and Restrictions**

Colorado State, its opponent and the respective conference designate the broadcast rights for all games. CSU follows the guidelines established by the NCAA Championship Events Committee. Radio and television stations and Internet sites that have not purchased rights shall not carry any broadcast report from the arena on a live basis or any live description, footage of any game action while it is still in progress. No pregame and, or postgame live coverage shall be permitted for two hours before and one-half hour after the sporting event without the express permission of the university. Per NCAA guidelines, stations are limited to three minutes of highlights per news show. Television stations also are prohibited from selling, loaning or giving away footage to any individual or agency for use on any non-sports-news program produced or aired by the station. Games that are broadcast by television networks may have additional restrictions. Also, per NCAA regulations, footage and photos of athletes with eligibility remaining may NOT be used to commercially promote any product, service or media outlet and may not be sold, loaned to other individuals, agencies for this purpose. Disrespect of credential privileges will result in withdrawal of all future credentials.





**Paul Kirk**  
**Director of Media Relations**  
Office: 970/491-4672  
Cell: 970/988-3482  
E-mail: Paul.Kirk@colostate.edu

Contact For: Football and Tennis

Kirk spent the previous three years as a partner with ProLink Sports, where his expertise centered on connecting professional athletes and organizations with community and charitable opportunities, as well as image management, public relations, fan communication, speaking opportunities and appearances. ProLink's clients included Denver Broncos players Brian Dawkins and Lonie Paxton; former Broncos Ed McCaffrey, Rod Smith, Jake Plummer and John Lynch; the Denver Outlaws of Major League Lacrosse and the United Football League.

Paul Kirk enters his first season as the Director of Media Relations for Colorado State Athletics. He officially joined the university staff on July 31, 2012.

Kirk directs the Rams' overall athletic media relations strategies, and manages the staff of three full-time assistants and several student-assistants. He is the primary media contact for Colorado State's football program, as well as women's tennis.

He returns to Colorado where he spent 13 seasons with the NFL's Denver Broncos before three years as a partner in Denver-based ProLink Sports, a full-service public relations and sports marketing firm.

Most recently, Kirk has spent 17 months as the Assistant Athletics Director for Communications at Drake University in Des Moines, Iowa, where he managed the Bulldogs' overall athletic communications strategies and handled publicity for the men's basketball and football teams, while serving as media coordinator for the annual Drake Relays.

During his time at Drake, Kirk also managed media relations for the 2011 and 2012 NCAA Outdoor Track & Field Championships, and led Drake's initiatives to extend the reach of its social media efforts and expand its use of video across all of its digital media platforms.

Prior to launching ProLink Sports in 2008, Kirk was instrumental in directing the media operations of the Denver Broncos, including the back-to-back World Championship seasons of 1997 and 1998. Kirk joined the Broncos in 1995 as a media relations assistant, was media relations manager from 1999-2002 and director of media relations from 2002-08. He was involved in all aspects of the team's public relations operation and produced the team's media guide for the majority of his time with the club.

Kirk began his career as an undergraduate at the University of Washington, working as a student assistant for Husky athletics in the sports information office. There his opportunities included game support for men's basketball, football and variety of other sports, as well as day-to-day media relations operations for the Huskies' men's and women's tennis and softball teams.

Upon receiving his bachelor's degree in communications from Washington, Kirk accepted a graduate assistant position at Arizona State University. Between 1993-95 he handled the sports information duties for the Sun Devils' men's and women's track and field, men's and women's cross-country, baseball, wrestling, volleyball and softball teams.

Kirk also served internships with the Seattle Seahawks and Arizona Cardinals and has provided game-day assistance to the Seattle Sonics and Phoenix Suns.

A Seattle native, Kirk is a graduate of Skagway (Alaska) High School. He has three children, Samuel, Wilson and Grace.



**Danny Mattie**  
**Asst. Director of Media Relations**  
Office: 970/491-5050  
Cell: 970/217-3140  
E-mail: D.Mattie@colostate.edu

Contact For: Men's Basketball,  
Women's Golf and Softball

Danny Mattie begins his seventh season as assistant director of media relations, his 11th overall in the Colorado State athletic department. He began work as a full-time employee on Aug. 26, 2006.

Mattie, 28, serves as the primary publicist for CSU's men's basketball, women's golf and softball programs, while offering statistical support at all Rams' home football games.

Before earning his promotion to assistant director, Mattie served as an undergraduate student assistant all four years during college at Colorado State. During his senior year, he served as the top contact for women's basketball, traveling with the team.

A native of Trinidad, Colo., Mattie worked as a media relations intern for USA Basketball in Colorado Springs, Colo., during the summer of 2005. Mattie also worked as the official statistician for the annual USA Basketball Youth Development Festival from 2003 to 2007.

Mattie graduated from Colorado State in 2006 with a bachelor's degree in technical journalism. He is single and lives in Fort Collins.



**Danielle Marshall**  
**Asst. Director of Media Relations**  
Office: 970/491-6494  
Cell: 970/980-7353  
E-mail: Danielle.Marshall@colostate.edu

Contact For: Women's Basketball, Men's  
and Women's Track & Field/Cross Country  
and Men's Golf

Danielle Marshall begins her fourth season as an assistant director of media relations in the Colorado State University department of athletics. She began work at Colorado State in June of 2009.

Marshall will head the publicity efforts and serve as a media liaison for Colorado State's womens basketball, men's golf and men's and women's track & field/cross country.

Starting out as an intern in the CSU marketing department in 2007, Marshall worked on the sidelines during football, volleyball, and men's and women's basketball helping out with the in-game promotions. In the spring of 2008, she also handled all of the in-game promotions for CSU softball. In April of 2008, Marshall was hired as a web content coordinator in the department of Web communications, a role in which she handled all maintenance and content for CSURAMS.com, the official site of CSU athletics.

Marshall graduated from Colorado State in 2008 with a bachelor's degree in technical journalism.



**Nic Hallisey**  
**Asst. Director of Media Relations**  
Phone: 970/231-4789  
E-mail: nic.hallisey@gmail.com

Contact For: Volleyball, Swimming &  
Diving and Water Polo

Nic Hallisey joined the Rams' media relations staff in a full-time capacity in July of 2012 after five years as an assistant.

Hallisey has played an integral role in the department since 2007, and currently serves as the primary publicist for CSU's volleyball, swimming & diving and water polo programs. He previously spent four years as a student-assistant in the department, working with a wide range of sports, including men's basketball and football. He then transitioned to a larger role as media relations assistant during the 2011-12 season, traveling as the top media contact for the nationally ranked women's volleyball program.

A native of Fort Collins, Hallisey graduated from Rocky Mountain High School before earning his bachelor's degree in technical journalism in 2012.

During his time as an undergraduate, Nic also gained valuable experience as an intern with USA Basketball and gameday assistant with the Denver Broncos, in addition to volunteering at several Mountain West and NCAA championship events.

**2011-12 Media Relations Student Assistants**

- Keeley Brown**  
Women's Basketball and Track & Field
- Craig Buchanan**  
Volleyball & Football
- Stuart Buchanan**  
Football
- Nick Cicere**  
Men's Golf
- Chris Feller**  
Men's Basketball
- Nick Frank**  
Football & Women's Golf
- Nate Lake**  
Cross Country/Track & Field
- Max Lerner**  
Tennis
- Cara Maio**  
Women's Basketball
- Sarah Thomsen**  
Swimming & Diving and Water Polo
- Sam Ward**  
Softball



### THIS IS THE MOUNTAIN WEST

From its inception in 1999, the Mountain West has been committed to excellence in intercollegiate athletics, while promoting the academic missions of its member institutions. Progressive in its approach, the MW continues to cultivate opportunities for student-athletes to compete at the highest level, while fostering academic achievement and sportsmanship. Now in its 14th year, the MW has been assertive in its involvement with the NCAA governance structure and has taken a leadership role in the overall administration of intercollegiate athletics.

The Mountain West has marked several achievements over its first 13 years of existence, most notably becoming the first to establish a sports television network dedicated solely to an intercollegiate athletic conference (The Mtn.). The Mountain West also was the first to experiment with the coaches' challenge in the college football instant replay system, and was the first non-automatic-qualifying BCS conference to participate in four BCS bowl games, winning three. Additionally, the Mountain West was the first conference to have a member institution with No. 1 overall picks in both the NFL and NBA drafts in the same year (Utah's Alex Smith and Andrew Bogut, respectively in 2005). With San Diego State's Stephen Strasburg claiming the No. 1 pick in the 2009 MLB Draft, the Mountain West is one of two conferences to have the No. 1 selection in each of the NFL, NBA and MLB drafts since the MW was founded in 1999. In 2011-12, the Mountain West was among the first conferences to implement a league-wide state-of-the-art basketball instant replay system.

The Mountain West is noted for its geographic diversity. Some of the most beautiful terrain and landscapes in the nation can be found within Mountain West boundaries, including the majestic Rocky Mountain range, which borders four MW institutions (Air Force, Boise State, Colorado State and New Mexico). The high plains of Wyoming (elevation 7,220 feet – the highest Division I campus in the nation) contrast with the desert cities of Las Vegas and Reno, home to UNLV and Nevada, while Fresno State and San Diego State add a West coast influence with their locations in Central and Southern California. The inclusion of the Hawai'i football program extends the Mountain West footprint to the beautiful islands in the Pacific Ocean.

### HISTORY

The Mountain West was conceived on May 26, 1998, when the presidents of eight institutions — Air Force, BYU, Colorado State, New Mexico, San Diego State, UNLV, Utah and Wyoming — decided to form a new NCAA Division I-A intercollegiate athletic conference. The split from a former 16-team conference re-established continuity and stability among the membership within the new league and signaled the continuation of its tradition-rich, long-standing athletic rivalries. Three of the MW's eight original mem-



bers have been conference rivals since the 1960s (New Mexico, Wyoming and Colorado State), while San Diego State (1978) and Air Force (1980) were longtime members as well. UNLV and TCU entered the fold in 1996 and the Rebels continued as one of the original eight institutions that formed the MW in 1999. TCU re-joined the group with its first year of competition in the Mountain West in 2005-06. With conference realignment sweeping the nation in recent years, the MW has been proactive in addressing membership changes. Boise State University joined the Mountain West in 2011-12, followed by Fresno State and the University of Nevada on July 1, 2012. Also on July 1, 2012, the University of Hawai'i became a football-only member of the Conference. On May 4, 2012, the Mountain West announced the additions of San Jose State University and Utah State University as full-time members effective July 1, 2013.

When the Mountain West officially began operations on July 1, 1999, the new league had in place a seven-year contract with ESPN, giving the broadcaster exclusive national television rights to MW football and men's basketball, and three-year agreements to send the league's football champion to the Liberty Bowl and a second team to the Las Vegas Bowl. Commissioner Craig Thompson also arranged a third bowl tie-in each of the first three seasons (1999 Motor City, 2000 Silicon Valley, 2001 New Orleans) before securing a four-year deal with the Emerald Bowl in San Francisco in 2002. Entering the 2012 season, the MW has four contracted bowl affiliations – the MAACO Bowl Las Vegas, San Diego Country Credit Union Poinsettia Bowl, Bell Helicopter Armed Forces Bowl and Gildan New Mexico Bowl.

An innovator in the postseason bowl structure, the MW engineered many "firsts," as league teams have participated in five inaugural bowl games (2000 Silicon Valley, 2001 New Orleans, 2002 San Francisco (Emerald), 2005 Poinsettia, 2006 New Mexico), as well as placing the first non-automatic-qualifying BCS team into a BCS bowl game with Utah's appearance in the 2005 Tostitos Fiesta Bowl.

### ACADEMIC CONSORTIUM

From the outset, the MW's member institutions have been committed to creating strong academic relationships, as well as athletic competition. To that end, the chief academic officers of each institution have explored academic exchange programs, library cross-overs and shared research. In addition, the faculty athletics representatives routinely provide academic assistance and test-taking services for student-athletes visiting from fellow member institutions for competition.

### OPPORTUNITY

The Mountain West provides a first-class athletic and academic experience for more than 7,000 student-athletes each year. Over the past 13 years, 38 Mountain West student-athletes have earned NCAA Postgraduate Scholarships, and since the league's inception in 1999, an additional 26 student-athletes have been named MW Scholar-Athlete of the Year and awarded league-sponsored postgraduate scholarships. Three student-athletes have earned distinction as Rhodes Scholars (Jessica Mellinger, Wyoming and Delavane Diaz and Brittany Morreale, Air Force).

Conference student-athletes are also given a voice regarding pertinent issues within the MW and NCAA governance structure through representation on the Student-Athlete Advisory Committee (SAAC). The Mountain West SAAC consists of 19 representatives; two student-athletes from each full member institution and one faculty athletics representative. The committee reviews and reacts to legislation and to other topics referred by the Conference constituent groups or committees related to the student-athlete experience.

### ACHIEVEMENT

The MW has produced 762 All-America selections among its 18 sponsored sports (men's swimming was discontinued as a conference sport following the 2010-11 season) in the last 13 years, including a league-record 83 All-America honorees in 2010-11. A total of 125 MW student-athletes have also earned Academic All-America accolades in that span. The Mountain West has sent at least 28 teams to NCAA postseason events in each of the past 13 years, capturing three team national championships in men's cross country and producing 32 individual national champions in the sports of men's golf, men's cross country, and men's and women's indoor track & field and outdoor track & field.

Mountain West members have participated in 51 bowl games under the league umbrella, including four appearances in BCS games. The MW has earned 61 postseason



**Craig Thompson**  
Commissioner



**Javan Hedlund**  
Associate Commissioner  
Communications



**Judy Wilson**  
Assistant Director  
Communications

bids in men's basketball, including 33 NCAA Tournament appearances and two NIT Final Four berths. MW women's basketball has tallied 57 postseason slots, including 31 NCAA bids, five Sweet 16 appearances and one Elite Eight berth since 2000. Wyoming won the MW's first WNIT championship in 2007 with a win over Wisconsin. In women's volleyball, the MW has had 34 NCAA bids with eight Sweet 16 berths and one Elite Eight appearance. Women's soccer has earned 26 NCAA bids since 1999, with BYU advancing to the Sweet 16 in 2000 and the Elite Eight in 2003. MW men's golf has had at least four representatives in each of the last 13 NCAA Golf Regionals, while women's golf has had at least three teams participate in NCAA Regionals 11 of the last 13 years.

### SPORTSMANSHIP

Named a Sports Ethics Fellow by the Institute for International Sport in 1998, Commissioner Thompson has been a driving force for sportsmanship within intercollegiate athletics. As part of its continuing growth and development, the Mountain West implemented an extensive Sportsmanship Initiative, endorsed by both the MW Joint Council and MW Board of Directors. The program is made up of several elements, which are both practical and philosophical in nature. While the MW has significant penalties in place to deal with violations, the Sportsmanship Initiative is primarily promotional and educational in nature. The goal is to develop an environment that fosters appropriate behavior from all Conference constituencies.

### MOUNTAIN WEST QUICK FACTS

Founded: July 1, 1999  
Members for the 2012-13 academic year: Air Force, Boise State, Colorado State, Fresno State, Hawai'i (football only), Nevada, New Mexico, San Diego State, UNLV, Wyoming  
Team NCAA Championships: 3  
Individual NCAA Championships: 32  
NCAA Postgraduate Scholarship Winners: 38  
Academic All-America Selections: 125  
All-America Selections: 762





**NEWSPAPERS**

**The Coloradoan**

1300 Riverside Ave.  
Fort Collins/CO 80524  
Phone: (970) 224-7750  
Fax: (970) 224-7899  
E-Mail: sportsnews@coloradoan.com

**Denver Post**

101 W. Colfax  
Denver/CO 80202  
Phone: (303) 954-1294  
Fax: (303) 866-9004  
E-Mail: sports@denverpost.com

**Loveland Reporter Herald**

201 East Fifth  
Loveland/CO 80537  
Phone: (970) 669-5050  
Fax: (970) 667-1111  
E-Mail: news@reporter-herald.com

**Boulder Daily Camera**

1048 Pearl St.  
Boulder/CO 80302  
Phone: (303) 442-1202  
Fax: (303) 473-1517  
E-Mail: sports@dailycamera.com

**Colorado Springs Gazette**

30 S. Prospect St.  
Colorado Springs/CO 80903  
Phone: (719) 636-0250  
Fax: (719) 636-0163  
E-Mail: sports@gazette.com

**Greeley Tribune**

P.O. Box 1690  
Greeley/CO 80632  
Phone: (970) 352-0211  
Fax: (970) 356-5780  
E-Mail: gtssports@greeleytrib.com

**Longmont Times Call**

P.O. Box 299  
Longmont/CO 80502  
Phone: (303) 776-2244 x313  
Fax: (303) 678-8615  
E-Mail: sports@times-call.com

**Pueblo Chieftain**

825 West Sixth  
Pueblo/CO 81003  
Phone: (719) 544-3520  
Fax: (719) 544-5897  
E-Mail: jhildner@chieftain.com

**Rocky Mountain Collegian**

CSU/Lory Student Center  
Fort Collins/CO 80523  
Phone: (970) 491-3656  
Fax: (970) 491-1690  
E-Mail: sports@collegian.com

**TELEVISION**

**KUSA-TV (NBC-Channel 9/20)**

500 Speer Blvd.  
Denver/CO 80203  
Phone: (303) 871-1490  
Fax: (303) 698-4700

**ROOT Sports**

2300 15th Street/Suite 300  
Denver/CO 80202  
Phone: (720) 898-2755  
Fax: (720) 898-2775

**KCNC-TV (CBS-Channel 4)**

1044 Lincoln St.  
Denver/CO 80203  
Phone: (303) 830-6321  
Fax: (303) 894-6040

**KDVR-TV (Fox-Channel 31)**

100 East Speer Blvd.  
Denver/CO 80203  
Phone: (303) 566-7717  
Fax: (303) 566-2908

**KMGH-TV (ABC-Channel 7)**

123 Speer Blvd.  
Denver/CO 80203  
Phone: (303) 832-0169/0119

**KWGN-TV (CW-Channel 2)**

6160 S. Wabash Way  
Greenwood Village/CO 80111  
Phone: (303) 740-2814  
Fax: (303) 796-3772

**Northern Colorado 5 (CBS-Ch. 5)**

334 E. Mountain Avenue  
Fort Collins/CO 80524  
Phone: (970) 472-5555

**KWGN-TV (CBS-Ch. 5)**

2923 E. Lincoln Way  
Cheyenne/WY 82001  
Phone: (307) 634-7755  
Fax: (307) 638-0182

**CTV**

CSU/Lory Student Center  
Fort Collins/CO 80523  
Phone: (970) 491-0536  
Fax: (970) 491-1690

**WIRE SERVICE**

**Associated Press**

1444 Wazee Street Suite 130  
Denver/CO 80202  
Phone: (303) 825-0123  
Fax: (303) 892-5927

**RADIO**

**KIIX (1410 AM)**

4270 Byrd Drive  
Loveland, CO 80538  
Phone: (970)461-2560

**KLZ (560 AM)**

2150 W 29th Ave./Suite 300  
Denver/CO 80211  
Phone: (303) 433-5500

**KCOL (600 AM)**

4270 Byrd Drive  
Loveland/CO 80538  
Phone: (970) 461-2560

**KUAD/K-99 (99.1 FM)**

600 Main Street  
Windsor/CO 80550  
Phone: (970) 493-1170  
Fax: (970) 686-7491

**KKFN/The Fan (104.3 FM)**

7800 E. Orchard Road/Suite 400  
Greenwood Village/CO 80111  
Phone: (303) 321-0950  
Fax: (303) 320-0708

**KOA (850 AM)**

4695 South Monaco Street  
Denver/CO 80237  
Phone: (303) 713-8685  
Fax: (303) 713-8509

**KCSU (90.5 FM)**

CSU/Lory Student Center/Box 13  
Fort Collins/CO 80521  
Phone: (970) 491-7611  
Fax: (970) 491-7612

**KEPN/ESPN Radio (1600 AM)**



7800 E. Orchard Rd./Suite 400  
Greenwood Village/CO 80111  
Phone: (303) 321-095

**KCCK/Mile High Sports Radio (1510 AM)**

1423 Larimer Street/Suite 020  
Denver/CO 80202  
Phone: (303) 297-1510

- Colorado State University Sports Hall of Fame inductee
- Her #25 jersey is retired in Moby Arena
- Led the Rams to a 33-3 record in the 1998-99 season and helped them advance to the NCAA Tournament's Sweet Sixteen
- Olympic bronze medalist as a member of the 2008 Russian Olympic team in Beijing.
- Plays for the San Antonio Silver Stars in the WNBA
- 2005 All-WNBA second-team
- Second player in WNBA history to be voted to the All-Star Game for both East and West
- Earned spot on the WNBA's top 15 players of all-time in 2011

NBA/Getty Images





# COLORADO STATE RAMS



2012 - 13

## WOMEN'S BASKETBALL



COLORADO  
MINES  
NOV. 1



MONTANA STATE  
NOV. 11



NORTHERN  
COLORADO  
NOV. 13



SEATTLE  
NOV. 17



TOLEDO  
NOV. 20



LOYOLA  
MARYMOUNT  
NOV. 28



BOWLING GREEN  
DEC. 1



COLORADO  
DEC. 5



TULSA  
DEC. 8



CSU  
BAKERSFIELD  
DEC. 16



DENVER  
DEC. 20



PROVIDENCE  
DEC. 29



FORDHAM  
DEC. 30



LAFAYETTE  
DEC. 30



SOUTH DAKOTA  
TECH  
JAN. 4



SAN DIEGO STATE  
JAN. 13



AIR FORCE  
JAN. 16



UNLV  
JAN. 20



NEW MEXICO  
JAN. 23



FRESNO STATE  
JAN. 27



BOISE STATE  
JAN. 30



WYOMING  
FEB. 2



NEVADA  
FEB. 6



SAN DIEGO STATE  
FEB. 13



AIR FORCE  
FEB. 16



UNLV  
FEB. 20



NEW MEXICO  
FEB. 23



FRESNO STATE  
FEB. 27



BOISE STATE  
MARCH 2



WYOMING  
MARCH 6



NEVADA  
MARCH 9



REESE'S MW  
CHAMPIONSHIPS  
MARCH 12-16

