2014 COLORADO STATE VOLLEYBALL MEDIA GUIDE

WINNING TRADITION

ACHIEVEMENTS

- 803-384 all-time record (.676)
- 19 consecutive NCAA tournament appearances, 7th in NCAA
- 25 total NCAA tournament berths, 11th nationally
- 9 Sweet Sixteen appearances
- 13 AVCA All-America selections, 17th in NCAA
- 5-time defending Mountain West champions
- 19 total conference championships
- 198-32 record against Mountain West opponents
- 19 straight 20-win seasons, 5th actively in NCAA
- 250 total weeks ranked, 14th nationally
- 63 weeks ranked in top 10, including three top-10 finishes
- No. 3 national ranking in 2000 after defeating No. 1 UCLA

THIS IS COLORADO STATE

TABLE OF CONTENTS

This is Colorado State
The University at a Glance....4
World-Class Academics....5
This is Fort Collins....6-7
Denver, The Mile High City....8
Locker Room....9
Anderson Academic Training Center....10-11
Indoor Practice Facility....12
Training Room....13
Homes of the Rams....14
Distinguished Alumni....15
Rams in the Community....16

Coaching & Support Staff
Tom Hilbert, Head Coach....18-21
Brook Coulter, Associate Head Coach....22-23
Luke Murray, Assistant Coach....24
Bri Olmstead, Director of Operations....25
JennaRae Jester, Volunteer Assistant Coach....26
Support Staff & Senior Administration....27

Student-Athlete Bios
TV/Radio Roster....30
Roster & Pronunciation Guide....31
Acacia Andrews....32-33
Kaitlind Bestgen....34-35
Jaliyah Bolden....36
Sanja Cizmic....37
Jaime Colaizzi....38-40
Adrianna Culbert....41-43
Cassidy Denny....44-45
Deedra Foss....46-48
Grace Gordon....49
Jasmine Hanna....50
Alexandra Poletto....51
Marlee Reynolds....52-54
Kelsey Snider....55-57
Crystal Young....58
Roster Breakdown....59

2014 Season Outlook
Season Preview....62-64
Schedule....65
Opponent Information....66-73
Mountain West Composite Schedule....74-76
Mountain West Staff....76
Mountain West Information....77
All-Time Series History....78-79
Expanded Series History....80-89

2013 Season Review
Season Review....92-94
Match-By-Match Comparison....95
Statistics....96-97
Season Superlatives....98-100
Box Scores, Match-By-Match....101-110

A Winning Tradition
NCAA Tournament History....112-115
NCAA Tournament Record Book....116-117
Conference Championship Teams....118-126
AVCA All-Americans....127-131
All-America/All-Region History....131
Conference Players of the Year....132
All-Conference Selections....133
Rankings History, Top-25....134-135
Rankings History, Week-By-Week....136-137
Moby Madness....138-139
Academic Excellence....140-141
Next Level Rams....142
Award Winners, Additional....143
Athletics Hall of Fame....144-145
Letterwinners, All-Time....146-147
Coaching History, All-Time....147
Numerical Roster, All-Time....148

Record Book
Single-Match, Individual....150-151
Single-Match, Team....151-152
Single-Season, Individual....153-54
Freshman Records....154-155
Single-Season, Team....155-156
Career Records....157-158
Annual Statistical Leaders....159-160
NCAA Rankings....161
Miscellaneous Records....162-163
Team Statistics, Year-By-Year....164
Results, Match-By-Match....165-173
Volleyball Signals....174

Media Information
Following the Rams....176
Social Media....177
Media Relations Department....178
Media Guidelines....178-179
Media Outlets....180

GENERAL INFORMATION

Location ..... Fort Collins, Colo.
Founded 1870
Enrollment 26,775
Nickname ..... Rams
Colors ..... Green and Gold
Conference ..... Mountain West
Elevation ..... 5,004 feet
Arena (Capacity) ..... Moby Arena (8,745)
President ..... Dr. Anthony A. Frank
Interim Director of Athletics ..... John Morris
Senior Associate A.D./SWA ..... Christine Susemihl
Faculty Representative ..... Jim Francis

PROGAM HISTORY

First Season 1976
All-Time Record ..... 803-384 (.676)
NCAA Tournaments 25
2013, 2012, 2011, 2010, 2009, 2008, 2007, 2006, 2005, 2004, 2003, 2002, 2001, 2000, 1999, 1998, 1997, 1996, 1995, 1988, 1987, 1986, 1985, 1984, 1983
All-Time Mountain West Record ..... 198-32 (.861)
Conference Championships (Regular Season) 14
2013, 2012, 2011, 2010, 2009, 2007, 2004, 2003, ... 2002, 2001, 2000, 1998, 1985, 1984
MW Tournament Championships 5
2011, 2006, 2004, 2003, 1999 (ran from 1999-06, 11)

COACHING STAFF

Head Coach
Tom Hilbert ..... 18th Season (Oklahoma, '84)
Record at CSU/Years ..... 431-106 (.803)/17
Career Record/Years ..... 605-178 (.773)/25
Associate Head Coach
Brook Coulter ..... Third Season (California, '01)
Assistant Coach
Luke Murray ..... First Season (Penn State, '08)
Director of Operations
Bri Olmstead ... Seventh Season (Colorado State, '06)
Voluneer Assistant Coach
JennaRae Jester ..... First Season (Wyoming, '10)
Volleyball Office Phone 970/491-6232

TEAM INFORMATION

2013 Record 28-2
2013 MW Record (Place) 19-1 (1st)
2013 Postseason Play ..... NCAA First Round
Highest/Final National Ranking 9/21
Letterwinners Returning/Lost 8/5
Starters Returning/Lost ..... 5+1/1
Newcomers 5

MEDIA RELATIONS

Volleyball Contact ..... Nic Hallisey
Email ..... nic.hallisey@colostate.edu
Office Phone 970/491-6127
Cell Phone 970/231-4789
FAX 970/491-1348
Athletic website ..... www.CSURams.com
Interactive website ..... www.ramvolleyball.colostate.edu
Twitter ..... @CSUvolleyball
..... @CoachHilbert
..... @CSURamsGameday
Facebook ..... www.Facebook.com/CSUvolleyball
Instagram ..... @CSUvolleyball
Ticket Office 1-800/491-RAMS

2014 Colorado State Volleyball Media Guide

The 2014 Colorado State volleyball media guide was published by the Colorado State Department of Athletics. The guide is a product of the Colorado State media relations office.

Editor/Project Coordinator: Nic Hallisey

Writing, desktop layout, design and research: Nic Hallisey, with assistance from Paul Kirk, Stuart Buchanan, Danny Mattie, Danielle Marshall, Craig Buchanan, Rich Figurin, Matt Hazen, John Hirn and Karen Tejeda.

Covers: Graphic design by Kyle Stopperan. Photos by Dan Byers (danbyersphotography.com).

Photo credits: Thank you to Dan Byers for his unselfish photography services. Additional photos by Don Reichert, Tom Waido, Tim O'Hara, Nic Hallisey, University Photo Services (including John Eisele, Bill Cotton and Joe Mendoza) and the university's historic photograph collection (Archives and Special Collections), the Denver Convention & Visitors Bureau, and Rich Clarkson & Associates.

As one of the nation's leading research universities, Colorado State provides an excellent and accessible education, conducts research that transforms our world, and leads outreach programs that support economic vitality and improve the quality of life for people worldwide.

As Colorado's land-grant university, Colorado State was founded in 1870 to fulfill the vision of President Abraham Lincoln and others—to create access and opportunity for people in Colorado and around the world who can benefit from hands-on, engaged learning.

With more than 150 programs of study and 78 undergraduate degree programs in eight colleges—and a faculty-to-student ratio of 17:1—students have access to a wealth of educational possibilities. Colorado State leads the world in disciplines such as human and animal health, clean energy and the environment, global and sustainable business, engineering, and climate research. Along with outstanding programs in the liberal and performing arts, humanities and social sciences, Colorado State offers some of the top professional programs in the country in construction management, occupational therapy, psychology, communications and agriculture—and is home to the top-ranked public business school in the state.

Challenging academic programs and world-changing research are hallmarks of Colorado State, and it is our special commitment to service, outreach, and transforming our world through innovation that sets this university apart. Even more important, CSU's character is reflected in the quality of our students and graduates, who embody the university's mission of service and go on to make a significant impact on our world when they graduate.



We invite you to learn more about Colorado State, a university with vision, character and a commitment to excellence.

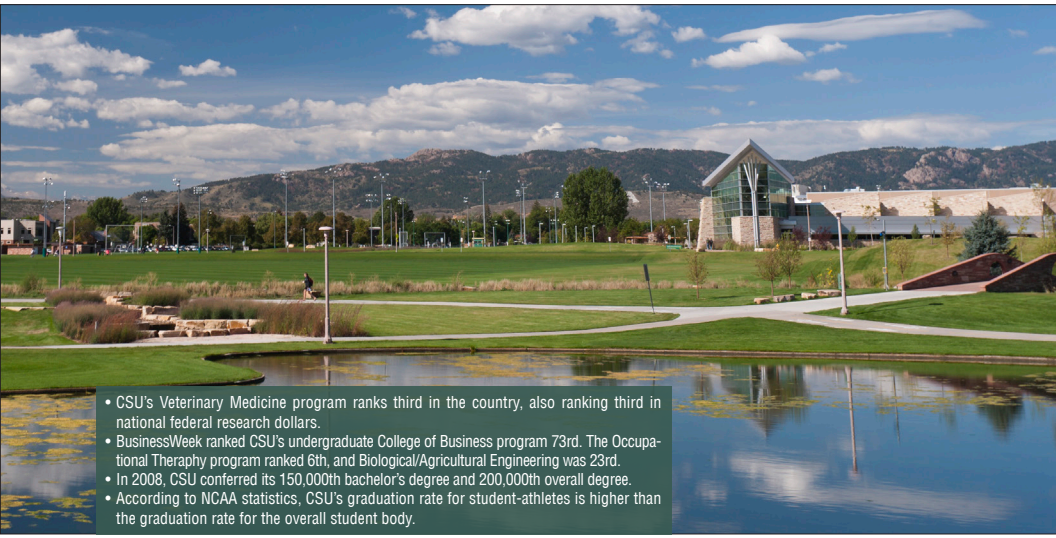

- CSU's Veterinary Medicine program ranks third in the country, also ranking third in national federal research dollars.
- BusinessWeek ranked CSU's undergraduate College of Business program 73rd. The Occupational Theraphy program ranked 6th, and Biological/Agricultural Engineering was 23rd.
- In 2008, CSU conferred its 150,000th bachelor's degree and 200,000th overall degree.
- According to NCAA statistics, CSU's graduation rate for student-athletes is higher than the graduation rate for the overall student body.

Colorado State University takes very seriously its role in educating student-athletes. Excellence is expected on the field and in the classroom.

The most recent NCAA academic statistics reveal that Colorado State leads the Mountain West Conference in graduation rate for student-athletes at 67 percent – well ahead of the conference's overall four-year student-athlete graduation rate of 59 percent. In football, Colorado State is second in the MW, graduating 68 percent of its student-athletes – again, well ahead of the four-year conference rate of 49 percent. Additionally, CSU student-athletes continue to graduate at a higher percentage than the general student body.



Colorado State, however, is not resting on its reputation for graduating its student-athletes. The state-of-the-art Anderson Academic Center, which has greatly enhanced the academic facilities available for student-athletes, opened in August 2009.



While the athletic department takes its role in the educational process very seriously, Colorado State's mission to provide a world-class education is at the core of academic success. *U.S. News and World Report* ranked Colorado State in the top 60 of its annual "America's Best Colleges" report, up to 60th in 2014 from 67th. The university offers 72 majors and 27 minors, and many of its programs are ranked among the best in the country.

Colorado State continues to push forward in its mission to provide the best possible education. Construction recently was completed on the state-of-the-art University Center for the Arts and Computer Science buildings and the Rockwell Hall expansion at the College of Business.



300+ Restaurants

Fort Collins Facts

- America's Most Satisfied City (*Time* magazine, April 2014).
- 2013 Best Towns in America (1 of 18) (*Outside* magazine, October 2013).
- Ranked 7th on Best Places for Business and Careers (*Forbes*, August 2013).
- No. 4 Healthiest Mid-Size City in U.S. (2012 Gallup-Healthways Survey, February 2013).
- Ranked 11th on America's Top 50 Bike-Friendly Cities (*Bicycle Magazine*, May 2012).
- No. 5 in *Forbes* magazine's best United States cities for business and careers (June 2011).
- One of the Top 20 Places to Thrive (Best Boomer Towns, February 2009).
- Fifth-Most Educated City in the country based on education levels of our adult population (*Portfolio.com*, December 2010).

One of Colorado's most vibrant cities, Fort Collins is the best place in the country to live, work and play. Tucked against the foothills of the Rocky Mountains, the city is within an hour's drive of Denver, the nation's 25th-largest metro area.

300+ Annual Performances and Art Events



83 Parks and Natural Areas

Fort Collins' 145,000 residents bask in 300 days of sunshine per year — more than San Diego and Florida — and the city boasts a lively arts and cultural scene, and is a haven for outdoor enthusiasts with over 300 miles of bike paths and trails, and easy access to the scenic Poudre River and majestic Rocky Mountain National Park.

145,000 Approximate population of Fort Collins

Old Town Fort Collins, the inspiration for Disneyland's Mainstreet USA.

Since its founding as a military fort in 1864, Fort Collins has anchored northern Colorado's rich heritage of academic, business and recreational pursuits. Hiking, mountain biking, kayaking, river rafting and rock climbing are just a few popular outdoor pursuits for students and residents.

The city maintains more than 600 acres of parks, 30,000 acres of natural areas, 29 miles of off-street trails for hiking and biking, and four golf courses. Old Town, the heart of Fort Collins, offers a one-of-a-kind shopping experience and more than 80 restaurants, in addition to a vibrant night life and multiple cultural arts centers.



Horsetooth Reservoir, located just a few miles west of CSU's main campus, offers great outdoors opportunities including camping, boating, fishing, swimming, hiking, climbing and more.

The Denver Metro Area, with a population of 2.4 million, is less than an hour's drive from Fort Collins. Three of its teams have competed for their respective world championships in the past 15 years, and Colorado fans are among the most passionate in the nation. Denver has all the features of any big city, including great shopping and nightlife on the 16th Street Mall (Denver Pavilions, right), a one-of-a-kind concert venue in Red Rocks Amphitheatre (below, right), an adrenaline-inducing amusement park in Elitch Gardens (below, left), and the world's 10th-busiest airport, Denver International.

Nicknamed the Mile High City because it is one mile above sea level, downtown Denver is home to the Colorado state capitol building, the 13th step of which is exactly one mile in elevation.

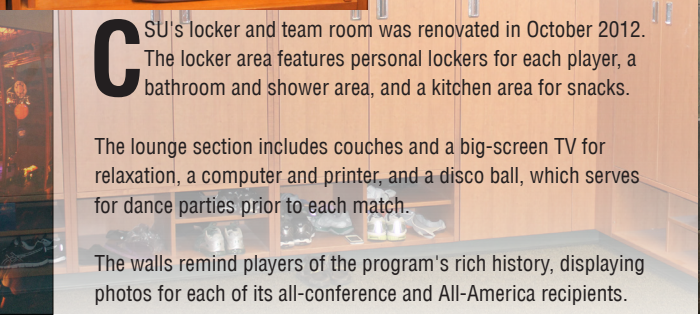

CSU's locker and team room was renovated in October 2012. The locker area features personal lockers for each player, a bathroom and shower area, and a kitchen area for snacks.

The lounge section includes couches and a big-screen TV for relaxation, a computer and printer, and a disco ball, which serves for dance parties prior to each match.

The walls remind players of the program's rich history, displaying photos for each of its all-conference and All-America recipients.



Completed in 2009, the Anderson Academic Training Center offers student-athletes a state-of-the-art weight room and strength and conditioning center.

In addition to brand-new equipment, a nutrition center and more than 8,000 square feet, the volleyball team has its own strength coach, who designs programs specifically for the team and its needs.

A large reason for the volleyball program's success on the court is the team's ability to become stronger, faster, more flexible and more agile in this comprehensive facility.

Student-athletes at Colorado State are students first, and a quality learning environment is essential to achieving the high standards expected of them. The academic portion of the Anderson Academic Training Center offers a first-class academic facility for CSU student-athletes.

The Anderson Academic Training Center helps CSU student-athletes graduate at a higher rate and with a higher GPA than the general student-body. The volleyball team held a cumulative grade-point average above 3.0 in 2013-14, with nine players earning Mountain West Academic All-Conference recognition.

Features:

- More than 9,000 square feet of space
- Computer lab with 30 new work stations
- Large study areas
- Five private tutorial rooms
- Offices for CSU's six full-time academic coordinators

Also established in 2009, the Indoor Practice Facility measures more than 66,000 square feet, and offers additional space for the volleyball team to train. The gym portion accommodates two full-size courts, which allows for the team to break up into smaller groups for more individualized work. In 2013, the court was resurfaced, modeling the Moby Arena playing court identically – including the Ram horns, center logo, Mountain West decals and sponsorship ads.

Adjacent to the gym is the 70-yard synthetic-turf football field, which includes one end zone. The turf can accommodate all 16 varsity sports, and also features a 70-meter, four-lane track, a batting cage, and more. This area of the IPF is used by the volleyball team primarily in the off-season. During spring workouts, the team will work out on the turf every Friday, as part of an exhausting exercise called Junkyard Fridays, which includes pushing prowlers, flipping tractor tires and training rope.

CSU's IPF is one of the only LEED certified indoor practice facilities in the country, and also features a training room, video deck, film rooms and equipment storage.

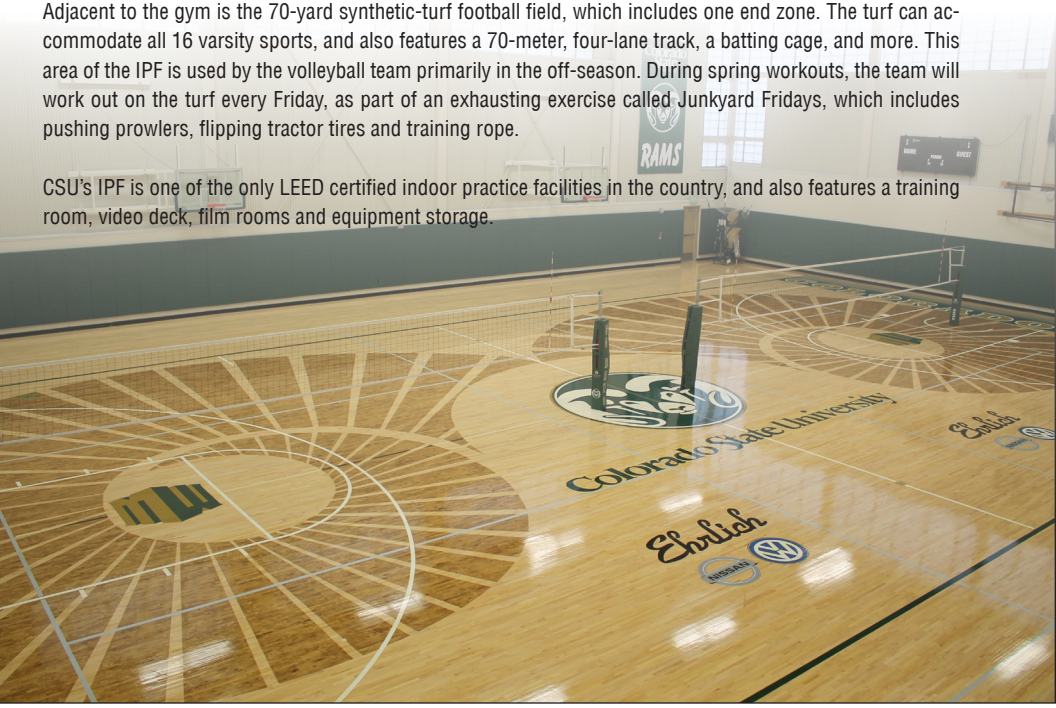

During the summer of 2013, CSU's sports medicine center was expanded, nearly doubling in size to help make it one of the finest in the country.

The training room features a multitude of new taping and treatment tables, rehabilitation equipment and larger hot/cold tubs that range from 55 to 102 degrees. The gem of the tubs is the HydroWorx2000, the only of its kind in the state of Colorado. The pool features an underwater treadmill that can raise and lower, and features five cameras which are linked to two screens to allow the training staff to watch gait training, register how the body is working biomechanically and if student-athletes are favoring any part of their bodies during rebab.

The staff of full-time trainers – including one specifically for volleyball – help prevent injuries, and when they do happen, the upgraded facility helps get them back on the court quicker.







In addition to the new facilities and renovations to help make Colorado State student-athletes some of the best-equipped in the country, Moby Arena has also received a branding makeover over the past two years, including a resurfaced Moby Arena court and a branding project that includes the exterior of the building and the concourse. The highlight features a Hall of Fame display, honoring the rich history of Colorado State athletics.

HOMES OF THE RAMS

Colorado State University student-athletes in all sports enjoy some of the finest facilities in the country, including (clockwise from above): Moby Arena, volleyball and men's and women's basketball; Sonny Lubick Field at Hughes Stadium, football; Harmony Club, men's and women's golf; University Tennis Complex, tennis; Jack Christiansen Track, outdoor track & field; Moby Pool, swimming & diving; The Lagoon, soccer; Ram Field, softball.



Business

Thomas Bradbury, past director, National Western Stock Show
Jeff Christmann, operations manager, GE Johnson Construction
Donald DeGryse, vice president, Lockheed Martin
Lindsay Gill, product development manager, Spyder Active Sports
Edward Henney, past senior vice president, Safeway Stores
Kenneth Monfort, past board of directors member, ConAgra
James Smith, president & CEO, Smith Investments Inc.

Entertainment/Communications

John Amos, actor, The West Wing and Coming to America
Baxter Black, American cowboy poet & humorist
Yosef Komunyakaa, Pulitzer Prize winner, Neon Vernacular
Gregory Osberg, executive vice president, Newsweek Magazine
Vicki Porter, two-time Pulitzer Prize winner, community reporting
Hugh Ragin, jazz trumpet player
Jim Sheeler, Pulitzer Prize winner, Rocky Mountain News
Robert A. Taylor, D.V.M., TV personality, Emergency Vets

Government/Military

Wayne Allard, D.V.M., United States Congressman
John Ensign, D.V.M., United States Senator
Peter Lemon, recipient of Congressional Medal of Honor
Ed Rhoades, former commander, U.S.S. Halyburton
Bill Ritter, former Colorado Governor
Roy Romer, former Colorado Governor
Terry Slatic, Iraq veteran, U.S. Marine Corps

Science

Kent Rominger, deputy director, Flight Crew Operations, NASA
James van Hoften, former NASA astronaut, Lt. Col. USAF

Sports

Al "Bubba" Baker, NFL Def. Rookie of the Year, three-time Pro Bowler
Less Browne, Canadian Football League Hall of Famer
Jack Christiansen, Pro Football Hall of Famer
Janay DeLoach, 2012 Olympian, bronze medalist in long jump
Joel Dreessen, Eight-year NFL pro
Becky Hammon, former WNBA superstar, first female NBA assistant
Greg Jamison, president & CEO, San Jose Sharks
Floyd Kerr, director of athletics, Morgan State University
Martin Laird, PGA Tour
Casey Malone, 2004 Olympian, sixth place in discus
Thurman "Fum" McGraw, Pro Football Hall of Famer
Keli McGregor, former president, Colorado Rockies
Mike Montgomery, basketball coach (currently head coach, Cal)
Glen Morris, 1936 Olympian, gold medal in decathalon
Greg Myers, College Football Hall of Famer
Joey Porter, retired NFL Pro Bowler
Jason Smith, NBA player
Amy Van Dyken, Olympian, six-time gold medal-winning swimmer

Wayne Allard
U.S. Senator

Becky Hammon
First Female NBA Assistant

Bill Ritter
Former Colorado Governor



John Amos
Actor

Amy Van Dyken
Olympian - Six-time gold medalist

Colorado State student-athletes realize the impact they have on others around them, even off the court. That's why each volleyball player participates in some form of volunteer service, ranging from working a youth camp to reading to elementary students. In 2013, recent graduate Michelle Smith even created Rams Care, a community outreach initiative intended to bring every CSU student-athlete together to help the local homeless. After collecting monetary donations at several athletic events, the money was used to buy needed supplies and assemble care packages for members of the homeless community. The event raised more than $3,600.

COACHING & SUPPORT STAFF

TOM HILBERT

Head Coach | 18th Season at CSU | Oklahoma, '84

The Colorado State women's volleyball program has become synonymous with consistent winning under the guidance and tutelage of Head Coach Tom Hilbert, who begins his 18th season with the Rams in 2014 and his 26th overall as a collegiate head coach.

With nine Mountain West Coach of the Year awards to his credit in the league's 15-year history, it is clear why Hilbert's program has risen to the top of the league and has become a stalwart on the national stage as a perennial top-25 team.

Under Hilbert, who was inducted into the CSU Athletics Hall of Fame as the Hall of Honor recipient in 2006, the Rams have developed into one of the top programs in the nation, qualifying for the NCAA tournament all 17 seasons. Overall, CSU has played in 19 straight tournaments dating back to 1995, which ranks seventh nationally among active streaks. The stretch also includes five Sweet 16 appearances and 13 first-round victories.

Hilbert ranks 10th among active Division I head coaches (15th all-time) in winning percentage (.773), and 17th in total wins (605). Of those ranked in the top 20 for wins, Hilbert has coached the fewest total matches, owning a career record of 605-178. With the Rams' win vs. Nevada on Nov. 9, 2013, Hilbert became just the 10th coach in NCAA Division I women's volleyball history to record at least 600 victories and a career winning percentage above .770.

On Nov. 4, 2010, he became the winningest coach in any sport in CSU history, earning a victory over UNLV, his 353rd in Fort Collins. The win surpassed former men's basketball coach Jim Williams' mark of 352 victories. A year prior, Hilbert eclipsed the 500-win mark for his career. At the time, he was one of just two active coaches with more than 500 victories and fewer than 22 years of head coaching experience. Also in 2009, the veteran coach earned his 300th career win at CSU, moving ahead of his predecessor, Rich Feller, who won 299 matches from 1983-96.

The Rams won a fifth consecutive Mountain West championship in 2013, also earning titles in 2009, 2010, 2011 and 2012. Hawai'i is the only other team in the NCAA to win its conference title in each of the past five seasons. In all, Hilbert has orchestrated 11 regular-season MW titles in 15 years, also adding five conference tournament championships in nine opportunities. The 16 total titles is more than all other MW teams — past and present — combined. CSU is 198-32 in MW action under Hilbert, never finishing lower than third. What's more, in 1998, CSU's final season in the WAC, the Rams won the Mountain Division. Of those who have played four seasons for the Rams under Hilbert, each one has won at least two conference titles, with all but three winning three or more.

HILBERT AT A GLANCE

Personal

Full Name	Tom Hilbert
Birthday	Feb. 27, 1959
Hometown	Norman, Okla.
Family	Myles (daughter; 14 in September)

Education

Bachelor of Business Administration and Marketing
Oklahoma, '84
Master of Business Administration
Oklahoma, '89
Master of Science, Sports Management
Idaho, '93

Coaching Experience

1984-88	Oklahoma, Assistant Coach
1989-96	Idaho, Head Coach
1997-Present	Colorado State, Head Coach

Coaching Capsule

Year	Overall	Pct.	Conf.	Pct.	Place
1989	15-14	.517	6-10	.375	5th, Big Sky
1990	14-15	.483	6-10	.375	T-6th, Big Sky
1991	13-16	.448	8-8	.500	T-5th, Big Sky
1992	24-7	.774	11-3	.786	2nd, Big Sky
1993	24-6	.800	13-1	.929	1st, Big Sky
1994	31-3	.912	13-1	.929	1st, Big Sky
1995	28-5	.848	13-1	.929	1st, Big Sky
1996	25-6	.806	13-3	.813	1st, Big West-East
IDAHO	**174-72**	**.707**	**83-37**	**.692**	
1997	27-6	.818	12-2	.857	2nd, WAC-Mtn.
1998	24-8	.750	12-2	.857	1st, WAC-Mtn.
1999	30-3	.909	12-2	.857	2nd, MW
2000	32-5	.865	13-1	.929	1st, MW
2001	29-4	.879	13-1	.929	1st, MW
2002	22-10	.688	12-2	.857	1st, MW
2003	30-5	.857	14-0	1.000	1st, MW
2004	26-4	.867	13-1	.929	T-1st, MW
2005	21-9	.700	12-4	.750	2nd, MW
2006	20-10	.667	11-5	.688	3rd, MW
2007	23-8	.742	13-3	.813	1st, MW
2008	23-7	.767	12-4	.750	2nd, MW
2009	25-6	.806	15-1	.938	1st, MW
2010	26-5	.839	14-2	.875	1st, MW
2011	24-6	.800	12-2	.857	1st, MW
2012	21-8	.724	13-3	.813	T-1st, MW
2013	28-2	.933	19-1	.950	1st, MW
CSU	**431-106**	**.803**	**222-36**	**.860**	
TOTAL	**605-178**	**.773**	**305-73**	**.807**	

While at CSU, Hilbert has coached eight players who have earned AVCA All-America selections, including three in the past three years. On four occasions, a Ram has been named a Volleyball Magazine All-American, and 24 times one of Hilbert's players has been named All-America Honorable Mention by either the AVCA or Volleyball Magazine. Under Hilbert, CSU has also earned 10 MW Player-of-the-Year awards in the league's 15-year history, and a total of 68 all-conference selections. In addition to 14 total conference coach-of-the-year awards — most recently in 2013 — Hilbert was named the 2013 AVCA Pacific North Region Coach of the Year, his second regional honor in the past three seasons and fifth of his career. He was recognized in December at the NCAA Final Four in Seattle, Wash.

Hilbert has led his teams to 20 or more wins every season since 1992, a span of 22 straight years, including the final five at Idaho and first 17 at Colorado State.

Expected to be a rebuilding year after graduating four senior starters, the 2013 Rams rewrote the CSU and Mountain West record books, winning 27 consecutive matches, starting the season 27-0 and finishing the season with a .933 winning percentage — a program record.

Hilbert has also turned CSU's home court, Moby Arena, into one of the most effective in the nation, compiling a 240-29 (.892) all-time home record. The Rams are 25-12 at Moby against ranked opponents, most recently defeating No. 12 Pepperdine (2012) and No. 5 Nebraska (2011). Hilbert has 40 total wins against ranked teams, including upsetting No. 1 UCLA in 2000.

With big wins come big crowds. The CSU faithful continuously rank in the top 15 nationally for annual attendance figures, even breaking into the top 10 on several occasions. The Rams ranked seventh in the NCAA in 2013, and with four crowds larger than 4,000 on the season, set a program record with 3,283 fans per match. In 2011, a Mountain West record 6,750 fans witnessed the Rams come from behind to defeat No. 5 Nebraska. Just two schools had larger single-match crowds that year. Between Sept. 18, 1998 and Nov. 18, 2000, CSU rattled off 44 consecutive home wins,

HILBERT'S COACHING AWARDS

AVCA Region Coach of the Year

Pacific North Region	2013
West Region	2011
Northwest Region	1993, 94, 95

Conference Coach of the Year

Mountain West	1999, 00, 01, 02, 03, 07, 09, 11, 13
WAC	1998 (Mountain Division)
Big Sky	1992, 93, 94, 95

HILBERT BY THE NUMBERS

- **605** career victories over 25 seasons
  - 17th among active coaches
  - Of those in the top 20, Hilbert has coached the fewest matches
- **431** victories at CSU
  - Winningest coach in any sport in CSU history
- **.773** career winning percentage
  - 10th among active coaches; 15th all-time
- **22** consecutive seasons with at least 20 wins
- **25.35** average wins per season at CSU
- **17** NCAA tournament appearances in 17 seasons in Fort Collins, including five trips to the Sweet 16
  - The Rams' streak of 19 straight ranks seventh nationally among active streaks
- **25** conference championships (16 reg. season)
- **10** AVCA All-America award-winners
- **5** AVCA Region Coach-of-the-Year awards, in addition to 14 conference honors
- **40** wins against top-25 teams
- Consistently ranked in the top 25, including as high as No. 3 in 2000 and No. 9 in 2013
- **.892** winning percentage at Moby Arena (240-29)
- Ranked in the top 25 for attendance averages each season at CSU, including in the top 10 four times



a Moby Arena record. More recently, CSU has strung together streaks of 21 (2007-08 and 2012-13), 20 (2000-02) and 16 (2011-12).

CSU has been ranked in the AVCA top-25 poll more frequently than all but 14 Division I teams, with many of those rankings coming under Hilbert. In fact, Hilbert led CSU to its highest-ever ranking — No. 3 for five weeks in 2000. On two occasions (2000, 2001), CSU has finished the year ranked in the top 10, and between Sept. 1, 1999 and Sept. 23, 2002, CSU was ranked 51 consecutive weeks.

Away from the court, Hilbert's teams have set the tone academically. During his tenure, two players have earned Academic All-America honors — Angela Knopf in 2000 and 2001 and Dana Cranston in 2012. Additionally, the Rams have earned 85 academic all-conference nods under Hilbert's guidance, including 43 over the past five seasons. His team's cumulative GPA in 2012-13 was 3.28.

Before coming to CSU, Hilbert accumulated a 174-72 (.707) record at Idaho — which remains the most wins by a coach in Idaho history. He helped the Vandals to the Big West Eastern Division title in 1996, and in the Big Sky, his teams won either the regular season or tournament championship every year from 1992-95. In each of those seasons, Hilbert's Vandals played in the NCAA tournament — posting first-round wins in 1993 and 1994 — and Hilbert was named the Big Sky Coach of the Year. In his first season in Moscow, the Vandals went 15-14, a drastic improvement from the program's combined 16-41 mark from the two prior seasons. Just five years later, in 1994, Idaho recorded a program-record 31 victories (31-3). Hilbert coached the Big Sky's first All-American in Mindy Rice. He also guided Idaho to its first national ranking — the first-ever ranking by a Big Sky team. In addition to Rice, Hilbert tutored nine AVCA All-Region selections, four Big Sky MVPs and 20 all-conference recipients.

Prior to Idaho, Hilbert spent five seasons as an assistant at his alma mater, Oklahoma, from 1984-88. The Sooners went 115-56 (.673) in Hilbert's five seasons in Norman, including two trips to the NCAA tournament and an appearance in the 1988 Elite Eight.

Away from the college game, Hilbert has coached several international trips through Bring It Promotions, including winning the Global Challenge in 2009 in Croatia and coaching a USA Select Team in Argentina in 2005.

A native of Norman, Okla., Hilbert earned his bachelor's degree in business administration and marketing in 1984, and his master's in business administration in 1989, both from OU. In 1993, he received a second master's degree, in sports and recreation management from Idaho. Hilbert has resided in Fort Collins since 1997 with his daughter, Myles, who turns 14 in September.

HILBERT'S COACHING PHILOSOPHY

What is your coaching philosophy?
My philosophy in volleyball is you need to play low error and as athletic as possible. If you keep your errors down and you maximize your athleticism in all your hitting positions, you're going to beat a lot of teams, and that's what our goal is. I also have a philosophy that every player needs to try and make improvements and grow in all areas every day. Whether it's citizenship, academics or volleyball, that's an important part of what we do.

What is your favorite thing about coaching at CSU?
The support of the program is second to none. If you're a coach of volleyball at CSU, you know you're appreciated, you know the community is into what you're doing, and to me, that's the greatest reward; that's what makes the quality of my job so high. There are a lot of places that have great programs and good financial support, but CSU is a good program with good financial support and has fantastic community support. You really feel appreciated.

What's the biggest selling point when talking to a recruit about Colorado State?
The support that we get here. We're family-first, and we get a lot of support from administration, the university and our fans. You feel wanted, and you feel part of something special because of the support here.

What types of people do you aim to develop your players into?
We want to develop them as citizens and community members. We want these players to learn to be good ambassadors to the university and the program; that is important to me. I want them also to learn to bond with each other and make great friends with this core support group. That will enhance their experience, as well.

What opportunities do players have after competing in Fort Collins?
We've had a lot of student-athletes graduate here before going on to careers overseas. We've had three U.S. National team members and three Canadian National team members, plus countless professional contracts all over the world. What we want to do is prepare our athletes to live their dreams. If their dream is to be a college volleyball player here, we certainly want to give them that experience. Then, after that, if they want to continue to play and expand their game, we want to try and help them do that. We hope that they flourish even past CSU. A lot of players get better from ages 21-25, which is really neat to see.

What is it like to play in Moby Arena?
There's no doubt, it's one of the best venues for volleyball in the United States, hands down. It's a big arena, but it's small and intimate enough that at a volleyball match you feel like there's a lot of people there — and a lot of times at our matches there are! It's the perfect size, it's aesthetically a beautiful place. I really do think it's one of the best places in the country, and it's one of the reasons I love it here so much.

What do you look for in a recruit?
The first thing we look for is if the kid is physical enough to be at or among the best in the Mountain West. Once they pass that test, we start to look for character elements, like are they a good student? A good teammate? Are they going to be someone who's willing to come in and be part of this family and grow every day? If they have all of those characteristics, we want them to be part of this special program.

BROOK COULTER

Associate Head Coach | Third Season at CSU | California, '01

Brook Coulter joined the Colorado State volleyball coaching staff on Jan. 26, 2012, as associate head coach, and begins her third season with the program in 2014. With her diverse background, Coulter works with all aspects of the program, including first-contact defense, outside hitting and as the team's recruiting coordinator.

By coaching at CSU, Coulter was able to return to her hometown. A 1996 graduate of Rocky Mountain High School in Fort Collins, Coulter spent her childhood watching CSU volleyball. She attended matches at Moby Arena, and beginning at the age of 14, even kept a three-ring binder full of newspaper clippings.

In just two seasons as associate head coach, she has made a lasting impact on the CSU volleyball program. The Rams have won back-to-back Mountain West championships with Coulter's assistance, and in 2013, set a program record with a .933 winning percentage. CSU ranked as high as No. 9 nationally, and began the season 27-0.

The Rams' back-row defense held a .953 reception percentage, sixth-best in program history, and set a school record with a .926 serve percentage. On offense, CSU hit .299, second-best in program history.

Over the past two seasons, CSU has earned eight All-Mountain West selections and six AVCA All-Region nods. Coulter has tutored some of the program's top defensive specialists, including Izzy Gaulia – who ranks second for career digs – Cassidy Denny – whose .952 serve percentage in 2013 ranked second all-time for a true freshman – and Jaime Colaizzi – who as a sophomore in 2013 had 26 double-figure dig matches (tied for fourth), including 23 in a three-set win over Air Force (fifth-most for a three-set match).

Away from the court, she plays a large role in CSU's development process as the program's recruiting coordinator. She is also instrumental to the Rams' academic success, which has been shown with the team's 18 Mountain West Academic All-Conference selections over the past two seasons, in addition to an Academic All-American.

Prior to her time at CSU, Coulter spent one season (2011) as an assistant coach at Georgia, training the Bulldogs' outside hitters and liberos, as well as coordinating camps, planning freshman transition and working with academics.

Before her stint in Athens, Ga., Coulter was an assistant coach at Denver for four seasons (2007-10). There, she worked with the team's outside hitters and defensive specialists, in addition to many off-the-court aspects of the program.

The Pioneers went 77-54 during her tenure, including a program-best 25-7 mark in 2008.

Her coaching career began as a volunteer assistant at Nevada in 2002, where she organized summer camps and maintained a recruiting database. After one season in Reno, however, she put coaching on hold to continue her playing career.

She played professionally in Europe from 2002-07, competing for teams in Slovenia, Austria, Spain, Germany and Holland. She was also employed by Bring It Promotions, where she directed and organized international tours throughout Slovenia and eastern Europe.

In college, Coulter was a four-year starter and three-year captain at California. The outside hitter was named to the All-Pac-10 freshman team in 1996 and was a two-time member of the Pac-10 honorable mention squad. Today, she still ranks first all-time in Cal's record book for career service aces (162) and

COULTER AT A GLANCE

Personal

Full Name	Brook Coulter
Birthday	Nov. 11, 1977
Hometown	Fort Collins, Colo.

Education

Bachelor of Integrative Biology
California, '01

Playing Experience

California, 1996-99
OK Benedikt (Slovenia), 2002-03
Nova KBM Branik (Slovenia), 2004
SVS Sokol (Austria), 2005
Valencia (Spain), 2006
Fighting Kangaroos (Germany), 2007

Coaching Experience

2002	Nevada, Volunteer Assistant Coach
2007-10	Denver, Assistant Coach
2011	Georgia, Assistant Coach
2012-Present	Colorado State, Associate Head Coach

aces in a match (nine). She finished her career ranked sixth for digs (1,121) and seventh for kills (966), and in 1998, her 56 aces ranked fourth nationally.

As a senior in 1999, she was coached by long-time CSU Head Coach Rich Feller. Coulter was a two-sport athlete, also competing with the women's basketball team for one season.

Away from the college level, Coulter has a wealth of experience with the international game.

In 2014, she was an assistant coach for the U.S. Girls' Youth National Team, earning a silver medal at the NORCECA Women's U-18 Continental Championship in Costa Rica and a berth in the 2015 FIVB Women's U-18 World Championship.

Coulter served as head coach for the 2013 USA Future Select National Training Program, working with the top athletes under 13 years of age. In 2010 and 2011, she was an assistant coach for the USA Volleyball Women's A2 Junior National Team in England and for the Global Challenge in Croatia, winning a gold medal. She was the head coach for 2009 USA Volleyball's High Performance A3 camp, and the year prior, in 2008, was an assistant on the bronze medal-winning USA Women's A2 Volleyball Open Adult Championship team.

Additionally, Coulter founded the Green Valley Ranch U-12 Starlings club program. In June 2009, the Starlings captured the bronze medal at the Starlings National Championship in San Diego, Calif. As a student-athlete at Cal, she coached the Golden Bear Volleyball Club.

Coulter earned her Bachelor of Arts degree in integrative biology in 2001 from California, and was a physical therapy aide at the Nevada Physical Therapy-Orthopedic and Sports Rehabilitation Clinic upon graduation. Her parents still live in Fort Collins.

LUKE MURRAY

Assistant Coach | First Season at CSU | Penn State, '08

Luke Murray begins his first season with the Colorado State volleyball coaching staff in 2014. The assistant coach was hired by Head Coach Tom Hilbert on May 20, 2014.

Murray works with the team's middle blockers, in addition to being the program's scouting coordinator and handling a large portion of its recruiting.

Prior to his arrival in Fort Collins, Murray spent the past two seasons (2012-13) as an assistant at East Tennessee State. With the Buccaneers, he guided the team to a pair of conference titles and a 45-22 overall record. In 2012, ETSU went 23-13 and appeared in the school's first-ever NCAA tournament after running the table during the Atlantic-Sun tournament. A year later, the Buccaneers went 22-9 and won the regular-season title.

Murray worked with the ETSU setters, the position he won a national championship at while playing for Penn State. As ETSU's top assistant, he also served as the team's recruiting coordinator and assisted with scouting and academics.

ETSU setter Jamie Rutledge averaged 10.79 assists per set in 2013 (52nd in NCAA), in addition to earning several community service and leadership awards. Murray also coached Megan Devine, the 2012 Atlantic-Sun Player of the Year and tournament MVP. Devine was named a 2013 AVCA All-America Honorable Mention. Aside from setting, ETSU's offense was in the top 50 nationally for hitting percentage in 2013, and on defense, the Buccaneers ranked 19th in the NCAA with 2.77 blocks per set.

Even with a successful two-year stint at ETSU, Murray is most known for his playing experience. The former setter helped Penn State to a national title in 2008, being named to the NCAA Championship All-Tournament Team. As a senior that year, Murray was also tabbed as an AVCA second-team All-America selection and the AVCA/Sports Imports National Player of the Week on March 27, 2008.

The two-time captain and first-team All-EIVA selection finished his career with 3,191 assists, which ranks seventh all-time in Penn State history. He played for head coach Mark Pavlik.

Following his collegiate career, Murray trained with the U.S. National Team in Anaheim, Calif., under Hugh McCutcheon and Alan Knipe (2008-09, spring 2011). From there, Murray played professionally in Cyprus and Puerto Rico (2009-12).

Murray spent three summers as a volleyball clinician with U.S. Elite Volleyball (2011-13), where he co-ran a clinic designed to help coches implement effective practice methods. Prior to that, he spent two summers (2009-10) as the lead coach for Gold Medal Squared.

Away from the court, Murray has helped his players to plenty of success in the classroom. During the 2012-13 academic year, ETSU held a 3.59 grade-point average, with four student-athletes being placed on the A-Sun All-Academic Team. Murray, a native of Washington, Pa., graduated from Penn State in 2008 with a Bachelor of Arts degree in history. He is married to the former Kendall Grow.

MURRAY AT A GLANCE

Personal

Full Name	Luke Murray
Birthday	July 12, 1985
Hometown	East Petersburg, Pa.
Family	Kendall Murray (wife)

Education

Bachelor of History
Penn State, '08

Playing Experience

Penn State, 2005-08
U.S. National Team, 2008-09, 2010-11
Enosis Neon (Cyprus), 2009-10
Leones de Ponce (Puerto Rico), 2011-12

Coaching Experience

2012-13	East Tennessee State, Assistant Coach
2014-Present	Colorado State, Assistant Coach

BRI OLMSTEAD

Director of Operations | Seventh Season at CSU | Colorado State, '06

Former Rams standout Bri Olmstead begins her seventh season as a full-time member with the Colorado State coaching staff in 2014, and third as the program's director of operations. She is responsible for all off-the-court duties, including scheduling, travel logistics and the organization of CSU's summer camps. She is the program's first-ever director of operations, a position which was created prior to the 2012 season.

Olmstead, formerly Bri Frech, first joined the Rams as a player in 2003 after spending her freshman and sophomore seasons at Salt Lake City Community College. During the 2003 and 2004 seasons, Olmstead was a consistent starter for the Rams, earning All-Mountain West (2004) and MW Championships honors (2003, 2004) while leading CSU to NCAA bids in both years and a combined 56-9 record (.862). As a junior, CSU advanced to the Sweet 16, and during Olmstead's senior season, the Rams were ranked as high as No. 9 nationally. Olmstead was a rare six-rotation middle blocker due to her exceptional serving and passing ability.

Today, she still ranks first in CSU volleyball history with 0.41 aces per set, totaling 92 over her two-year career. Her 1.22 career blocks-per-set average ranks sixth, and her .956 reception percentage ranks seventh. In 2003, she recorded 51 service aces, the sixth-most in CSU single-season history. Olmstead holds several of CSU's top individual single-match marks, as well, including a .654 hitting percentage (19-2-26) against Florida A&M on Aug. 30, 2003 (second-best for five-set matches), seven aces vs. New Mexico on Nov. 15, 2003 (tied-second for three-set matches) and 10 block assists on two occasions (tied-second for three-set matches).

Off the court, she was an outstanding student-athlete, something she's been able to carry over as a coach. Olmstead was a two-time Mountain West Academic All-Conference selection, and in 2003-04 became the program's first-ever Mountain West Scholar-Athlete.

In 2005, Olmstead served as a student-assistant for the Rams while completing her degree. She then played professionally in France for MVS La Rochette during the 2006 season. Her club finished second in the French league that year.

Olmstead returned to Fort Collins in 2007 to pursue a career in coaching. She was the team's video and statistics coordinator during the 2007 season, before joining the sidelines as an assistant coach from 2008-11. As an assistant, her emphasis was on first-contact defense, serving and scouting.

She tutored the school's top libero, Katelin Batten, who holds the CSU record for career digs. On the serving end, CSU set a program record for serve percentage in 2011, effectively serving at a 92.4 percent rate. The statistic began being tracked in 2001, and from 2009 to 2011, all under Olmstead, CSU had its top three percentages at the time.

From 2008-11, CSU won three conference titles and advanced as far as the 2009 NCAA Round of 16. CSU's overall record with Olmstead on the sidelines as an assistant coach was 98-24 (.803), including at least one NCAA tournament victory each year. Of Olmstead's 10 seasons with CSU, in any capacity, the Rams have won eight regular-season conference titles, in addition to three conference tournament championships in four tries. CSU has played in the NCAA tournament all 10 seasons with Olmstead.

A native of Eschwege, Germany, she received a Bachelor of Science degree in business administration from CSU in 2005. She is married to Charlie Olmstead and has a daughter, Lilly, who will turn 3 in May. Olmstead resides in Loveland, Colo.

OLMSTEAD AT A GLANCE

Personal

Full Name	Sabrina Olmstead (Frech)
Birthday	July 11, 1981
Hometown	Eschwege, Germany
Family	Charlie Olmstead (husband)
	Lilly Sofie (daughter; 3 in May)

Education

Bachelor of Business Administration
Colorado State, '06

Playing Experience

Salt Lake Community College, 2001-02
Colorado State, 2003-04
MVS La Rochette (France), 2006

Coaching Experience

2005	Colorado State, Student-Assistant
2007	Colorado State, Video Coordinator
2008-11	Colorado State, Assistant Coach
2012-Present	Colorado State, Director of Operations



JENNARAE JESTER

Volunteer Assistant Coach | First Season at CSU | Wyoming, '10

JennaRae Jester joins the Colorado State coaching staff for the 2014 season as volunteer assistant coach. Jester, a 2010 graduate of Wyoming, previously was a graduate assistant coach at Chadron State College for two seasons while she completed her master's degree.

For the Cowgirls (2007-10), Jester was a three-year starter, finishing her career with 89 starts. As a junior, she led Wyoming in blocks and hitting percentage, and during her senior season ranked second in the Mountain West with 1.34 blocks per set. Jester concluded her career with 336 total blocks, eighth-best in Wyoming volleyball history. Upon graduating, she spent the 2011 season on the Cowgirls bench as a student-assistant coach.

JESTER AT A GLANCE

Personal

Full Name	JennaRae Jester
Birthday	May 31, 1989
Hometown	Cheyenne, Wyo.

Education

Bachelor of Business Administration
Wyoming, '10
Master of Business Administration
Chadron State, '14

Playing Experience

Wyoming, 2007-10

Coaching Experience

2011	Wyoming, Student-Assistant
2012-13	Chadron State, Graduate Assistant Coach

In the classroom, Jester was even more successful. Graduating from Wyoming with a degree in business management and a grade-point average north of 3.9, she was a three-time Mountain West Academic All-Conference selection and Mountain West Scholar-Athlete, two-time Academic All-District honoree, and a 2010 CoSIDA/ESPN Academic All-American.

That fall, she was one of 30 finalists for the prestigious Lowe's Senior CLASS Award, given to the top senior volleyball player who exemplifies excellence on the court, in the classroom, in the community and who has great character. In addition to academic prowess, Jester was part of Wyoming's Student Athlete Advisory Committee, and served as vice president in 2009-10.

Jester was born in San Antonio, Texas, and raised in Cheyenne, Wyo. At Cheyenne East High School, she won two state championships and was her senior class president.

Jemma Fadum
Student Manager

Nic Hallisey
Media Relations

Jared Hazel
Video Coordinator

Brittany Koehler
Athletic Training

Patrick Krza
Marketing

Darren Morgan
Video

Becky Orr
Academic Services

Jason Phillips
Strength & Conditioning

Nick Sprouse
Equipment

Karen Taylor
Administrative Asst.

John Morris
Interim Athletic Director

Jim Francis
NCAA Faculty Athletics Rep.

Albert Bimper, Jr.
Sr. Assoc. AD/Diversity & Inclusion

Steve Cottingham
Sr. Assoc. AD/Business Ops./CFO

David Crum
Sr. Assoc. AD/Development



Jason Layton
Sr. Assoc. AD/Sales & Marketing

Doug Max
Sr. Assoc. AD/Facilities Ops.

Christine Susemihl
Sr. Assoc. AD/Administration/SWA

Shalini Shanker
Assoc. AD/Compliance

Sara Ray
Dir. of Student-Athlete Support Services

Matt Klein
Asst. AD/Business Ops.

Jay McMillin
Asst. AD/Development

Mark Paquette
Asst. AD/Facilities Ops.

WE HAVE **LEADERSHIP**. WE HAVE **DISCIPLINE**. WE HAVE **UNITY**. NOW,

WE NEED YOU.

Become a member of the RAM CLUB
and give us the edge that will make us successful
on the field, in the classroom and in life.

RAM CLUB MEMBERS RECEIVE:

• Access to member-only events • Personal outreach from student-athletes • Discounts at participating businesses
• Priority seating and parking • Ram Points for special seating and ticketing opportunities
• Access to exclusive hospitality areas • Support world-class student-athletes

RAM CLUB
COLORADO STATE ATHLETICS

STUDENT-ATHLETE BIOS

Jaime Colaizzi
JR • L • 5-4
Windsor, Colo. **1**

Cassidy Denny
SO • DS • 5-8
Sacramento, Calif. **2**

Adrianna Culbert
JR • OPP/OH • 5-10
Delton, Mich. **3**

Grace Gordon
JR • S • 5-7
Denver, Colo. **4**

Jasmine Hanna
FR • OH • 6-1
Queen Creek, Ariz. **6**

Kelsey Snider
RS SR • MB • 6-1
Westminster, Colo. **7**

Kaitlind Bestgen
RS JR • DS • 5-10
Fort Collins, Colo. **8**

Crystal Young
JR • S • 5-11
Clear Lake, Texas **9**

Sanja Cizmic
FR • OH • 6-1
Split, Croatia **10**

Acacia Andrews
RS SO • MB • 6-5
Norman, Okla. **11**

Alexandra Poletto
FR • MB • 6-3
Toronto, Ontario **14**

Marlee Reynolds
RS SR • OH • 6-2
Dalhart, Texas **15**

Jaliyah Bolden
RS FR • MB • 6-1
Rowlett, Texas **16**

Deedra Foss
RS SR • S • 5-9
McKenna, Wash. **18**

Tom Hilbert
Head Coach
18th Season

Brook Coulter
Associate Head Coach
Third Season

Luke Murray
Assistant Coach
First Season

Bri Olmstead
Director of Operations
Seventh Season

JennaRae Jester
Volunteer Assistant Coach
First Season

NUMERICAL ROSTER

No.	Name	Ht.	Pos.	Cl.	Exp.	Hometown (Last School)
1	Jaime Colaizzi	5-4	L	JR	2L	Windsor, Colo. (Windsor)
2	Cassidy Denny	5-8	DS	SO	1L	Sacramento, Calif. (El Camino)
3	Adrianna Culbert	5-10	OPP/OH	JR	2L	Delton, Mich. (Delton-Kellogg)
4	Grace Gordon	5-7	S	JR	TR	Denver, Colo. (UC-Colorado Springs)
6	Jasmine Hanna	6-1	OH	FR	HS	Queen Creek, Ariz. (Queen Creek)
7	Kelsey Snider	6-1	MB	RS SR	3L	Westminster, Colo. (Pomona)
8	Kaitlind Bestgen	5-10	DS	RS JR	2L	Fort Collins, Colo. (Rocky Mountain)
9	Crystal Young	5-11	S	JR	TR	Clear Lake, Texas (Blinn)
10	Sanja Cizmic	6-1	OH	FR	HS	Split, Croatia (IV. Gimnazija Marko Marulic)
11	Acacia Andrews	6-5	MB	RS SO	1L	Norman, Okla. (Norman North)
14	Alexandra Poletto	6-3	MB	FR	HS	Toronto, Ontario (De La Salle)
15	Marlee Reynolds	6-2	OH	RS SR	3L	Dalhart, Texas (Dalhart)
16	Jaliyah Bolden	6-1	MB	RS FR	RS	Rowlett, Texas (Sachse)
18	Deedra Foss	5-9	S	RS SR	3L	McKenna, Wash. (Lakes)

ALPHABETICAL ROSTER

No.	Name	Ht.	Pos.	Cl.	Exp.	Hometown (Last School)
11	Acacia Andrews	6-5	MB	RS SO	1L	Norman, Okla. (Norman North)
8	Kaitlind Bestgen	5-10	DS	RS JR	2L	Fort Collins, Colo. (Rocky Mountain)
16	Jaliyah Bolden	6-1	MB	RS FR	RS	Rowlett, Texas (Sachse)
10	Sanja Cizmic	6-1	OH	FR	HS	Split, Croatia (IV. Gimnazija Marko Marulic)
1	Jaime Colaizzi	5-4	L	JR	2L	Windsor, Colo. (Windsor)
3	Adrianna Culbert	5-10	OPP/OH	JR	2L	Delton, Mich. (Delton-Kellogg)
2	Cassidy Denny	5-8	DS	SO	1L	Sacramento, Calif. (El Camino)
18	Deedra Foss	5-9	S	RS SR	3L	McKenna, Wash. (Lakes)
4	Grace Gordon	5-7	S	JR	TR	Denver, Colo. (UC-Colorado Springs)
6	Jasmine Hanna	6-1	OH	FR	HS	Queen Creek, Ariz. (Queen Creek)
14	Alexandra Poletto	6-3	MB	FR	HS	Toronto, Ontario (De La Salle)
15	Marlee Reynolds	6-2	OH	RS SR	3L	Dalhart, Texas (Dalhart)
7	Kelsey Snider	6-1	MB	RS SR	3L	Westminster, Colo. (Pomona)
9	Crystal Young	5-11	S	JR	TR	Clear Lake, Texas (Blinn)

Head Coach
Tom Hilbert (Oklahoma, '84; 18th Season)

Associate Head Coach
Brook Coulter (California, '01; Third Season)

Assistant Coach
Luke Murray (Penn State, '08; First Season)

Director of Operations
Bri Olmstead (Colorado State, '06; Seventh Season)

Volunteer Assistant Coach
JennaRae Jester (Wyoming, '10; First Season)

PRONUNCIATION GUIDE

Acacia Andrews ..... uh-KAY-shuh
Kaitlind **Bestgen** ..... best-jen
Jaliyah Bolden ..... juh-LEE-uh
Sanja Cizmic ..... sawn-yuh cheese-mich
Jaime Colaizzi ..... jay-mee kuh-LAY-zee
Brook **Coulter** ..... cole-TER
Adrianna Culbert ..... ay-dree-ON-nuh
Deedra Foss ..... DEED-ruh
Jamine **Hanna** ..... han-nuh
Bri Olmstead ..... BREE
Alexandra **Poletto** ..... poh-LET-toe

ACACIA ANDREWS

RS SO • Middle Blocker • 6-5
Norman, Okla. (Norman)

11

AWARDS & HONORS

- Bom Squad MVP (2013)
- Mountain West Academic All-Conference (2013)

2013 (FRESHMAN): Appeared in 27 sets, recording 39 kills and 16 blocks… In her first collegiate start (at Denver, Sept. 10), posted 10 kills on .500 hitting, in addition to a team-most six blocks… Tallied nine kills and zero errors at a .692 clip in a come-from-behind win at Utah State (Nov. 2)… In matches where she appeared in at least three sets, averaged 2.60 kills per set on .488 hitting, in addition to 1.10 blocks… Named the team's Bom Squad MVP, given annually to the scout team's top player… Earned Mountain West Academic All-Conference honors.

2012 (REDSHIRT): Sat out the 2012 season, using a redshirt.

HIGH SCHOOL: Is a 2012 graduate of Norman North High School... Spent her first three years of high school homeschooled before attending Norman North as a senior and becoming an all-state alternate… Propelled the Timberwolves to the state tournament and an eighth-place finish... Received three all-tournament honors throughout the year... Named her team's best offensive player... As a junior in 2010, led her team to the homeschool national championship... Named to the HomeSchool Volleyball All-America team... Earned three total letters… Played club volleyball for Peak Performance… Member of the National Honor Society.

ANDREWS' CAREER HIGHS

Kills	10, at Denver (9/10/13)
Attacks	16, at Denver (9/10/13)
Hitting Percentage*	.692 (9-0-13), vs. Utah State (10/10/13)
Assists	1, vs. San José State (10/26/13)
Service Aces	--
Digs	--
Solo Blocks	2, at Denver (9/10/13)
Block Assists	4, on two occasions
Total Blocks	6, at Denver (9/10/13)
Points	14.0, at Denver (9/10/13)

* Minimum of 5 kills

ANDREWS' CAREER STATISTICS

SEASON	SP-MP	K	K/S	E	TA	PCT	A	A/S	SA	SA/S	SE	DIG	D/S	RE	BS	BA	TB	B/S	BE	BHE	P	P/S
2012	DNP - Redshirt																					
2013	27-15	39	1.44	9	69	.435	1	0.04	0	0.00	0	0	0.00	0	2	14	16	0.59	3	0	48.0	1.78
TOTAL	**27-15**	**39**	**1.44**	**9**	**69**	**.435**	**1**	**0.04**	**0**	**0.00**	**0**	**0**	**0.00**	**0**	**2**	**14**	**16**	**0.59**	**3**	**0**	**48.0**	1.78

PERSONAL: Born April 19, 1994, in Austin, Texas... Raised in Norman, Okla. ... Oldest of four siblings born to Donnie and Jennifer Andrews... Grew up in the same city as Head Coach Tom Hilbert, and the two had the same violin teacher… Majoring in anthropology.

DATE	OPPONENT	SP	K	E	TA	HIT%	A	SA	SE	RE	DIGS	BS	BA	BE	TOTAL	BHE	PTS
8/30/13	BAYLOR	2	1	0	1	1.000	0	0	0	0	0	0	0	0	0	0	1.0
9/3/13	NORTHERN COLORADO	2	1	0	4	.250	0	0	0	0	0	0	1	1	1	0	1.5
9/6/13	vs Virginia	1	1	0	2	.500	0	0	0	0	0	0	0	0	0	0	1.0
9/10/13	at Denver	4	10	2	16	.500	0	0	0	0	0	2	4	0	6	0	14.0
9/26/13	at Air Force	1	1	1	3	.000	0	0	0	0	0	0	0	1	0	0	1.0
10/3/13	at Nevada	2	1	2	4	-.250	0	0	0	0	0	0	0	0	0	0	1.0
10/10/13	UTAH STATE	3	9	0	13	.692	0	0	0	0	0	0	1	0	1	0	9.5
10/12/13	BOISE STATE	2	0	0	1	.000	0	0	0	0	0	0	1	0	1	0	0.5
10/26/13	SAN JOSÉ STATE	2	2	0	2	1.000	1	0	0	0	0	0	1	0	1	0	2.5
10/31/13	at Boise State	1	1	0	1	1.000	0	0	0	0	0	0	1	0	1	0	1.5
11/9/13	NEVADA	3	7	4	12	.250	0	0	0	0	0	0	4	1	4	0	9.0
11/14/13	NEW MEXICO	1	0	0	0	.000	0	0	0	0	0	0	0	0	0	0	0.0
11/15/13	AIR FORCE	1	3	0	5	.600	0	0	0	0	0	0	1	0	1	0	3.5
11/27/13	SAN DIEGO STATE	1	1	0	3	.333	0	0	0	0	0	0	0	0	0	0	1.0
11/29/13	UNLV	1	1	0	2	.500	0	0	0	0	0	0	0	0	0	0	1.0
	TOTALS	**27**	**39**	**9**	**69**	**.435**	**1**	**0**	**0**	**0**	**0**	**2**	**14**	**3**	**16**	**0**	**48.0**

KAITLIND BESTGEN

RS JR • Defensive Specialist • 5-10
Fort Collins, Colo. (Rocky Mountain)

8

2013 (SOPHOMORE): Saw action in 80 sets (23 matches), ranking second on the team for service aces (22, 0.28 per set) and fifth for digs (1.64 per set)… Her 0.28 aces-per-set average was tied for eighth in the Mountain West… Earned seven starts, transforming from purely a server in 2012 to a defensive player, as well… Started seven matches… In a win vs. Virginia (Sept. 6), tallied five service aces, including four during a 7-0 CSU run... It marked just the third time since 2009 that a Ram has recorded five or more service aces... Less than a month later, at Air Force (Sept. 26), she again had four aces during a 7-0 run... Totaled 10 or more digs on three occasions, including a career-most 16 at UNLV (Oct. 17).

2012 (FRESHMAN): Was used sparingly as a server throughout the year, appearing in 13 matches and 28 sets... Tallied four service aces, including a career-high two against New Mexico in the final match of the regular season (Nov. 23)... The pair of aces came on back-to-back serves and swung the momentum in the Rams' favor to help CSU claim the Mountain West title.

2011 (REDSHIRT): Sat out the 2011 season, using a redshirt.

HIGH SCHOOL: A local product of Rocky Mountain High School in Fort Collins, Colo. ... Graduated in 2011... Was a three-year letterwinner in volleyball... First-team all-conference and honorable mention all-state selections as a senior... As team captain, led the Lobos to a conference championship her senior year... Played club volleyball for NORCO.

BESTGEN'S CAREER HIGHS

Kills	1, vs. UC Santa Barbara (9/7/13)
Attacks	2, at UNLV (10/17/13)
Hitting Percentage*	--
Assists	2, on five occasions
Service Aces	5, vs. Virginia (9/6/13
Digs	16, at UNLV (10/17/13)
Solo Blocks	--
Block Assists	--
Total Blocks	--
Points	5.0, vs. Virginia (9/6/13)

* Minimum of 5 kills

BESTGEN'S CAREER STATISTICS

SEASON	SP-MP	K	K/S	E	TA	PCT	A	A/S	SA	SA/S	SE	DIG	D/S	RE	BS	BA	TB	B/S	BE	BHE	P	P/S
2011	DNP - Redshirt																					
2012	28-13	0	0.00	0	0	.000	2	0.07	4	0.14	6	8	0.29	0	0	0	0	0.00	0	0	4.0	0.14
2013	80-23	1	0.01	1	6	.000	14	0.17	22	0.28	22	131	1.64	22	0	0	0	0.00	0	1	23.0	0.29
TOTAL	**108-36**	**1**	**0.01**	**1**	**6**	**.000**	**16**	**0.15**	**26**	**0.24**	**28**	**139**	**1.29**	**22**	**0**	**0**	**0**	**0.00**	**0**	**1**	**27.0**	**0.25**

PERSONAL: Born Aug. 12, 1993, in Fort Collins, Colo. ... Parents, Kevin Bestgen and Heidi Tillquist, both graduated from CSU... Has one brother, Kyle... Majoring in health & exercise science with a minor in business administration.

DATE	OPPONENT	SP	K	E	TA	HIT%	A	SA	SE	RE	DIGS	BS	BA	BE	TOTAL	BHE	PTS
8/30/13	BAYLOR	3	0	0	0	.000	0	0	0	0	6	0	0	0	0	0	0.0
8/31/13	CAL POLY	3	0	0	0	.000	1	2	0	2	4	0	0	0	0	0	2.0
9/3/13	NORTHERN COLORADO	3	0	0	0	.000	0	1	0	0	9	0	0	0	0	0	1.0
9/6/13	vs. Virginia	4	0	0	1	.000	2	5	3	0	3	0	0	0	0	0	5.0
9/7/13	vs. UC Santa Barbara	4	1	0	1	1.000	2	2	1	2	6	0	0	0	0	0	3.0
9/7/13	at Pepperdine	4	0	0	1	.000	2	1	1	2	8	0	0	0	0	1	1.0
9/10/13	at Denver	4	0	0	0	.000	1	0	0	1	6	0	0	0	0	0	0.0
9/11/13	MISSOURI STATE	3	0	0	0	.000	1	2	1	0	1	0	0	0	0	0	2.0
9/18/13	WYOMING	3	0	0	0	.000	0	0	0	1	5	0	0	0	0	0	0.0
9/21/13	TEXAS A&M	3	0	0	0	.000	0	0	1	1	8	0	0	0	0	0	0.0
9/26/13	at Air Force	3	0	0	0	.000	0	4	2	0	5	0	0	0	0	0	4.0
9/28/13	at New Mexico	5	0	0	0	.000	2	0	1	2	13	0	0	0	0	0	0.0
10/3/13	at Nevada	4	0	0	0	.000	0	1	1	1	0	0	0	0	0	0	1.0
10/10/13	UTAH STATE	4	0	0	0	.000	0	1	1	1	10	0	0	0	0	0	1.0
10/12/13	BOISE STATE	3	0	0	0	.000	0	0	1	2	6	0	0	0	0	0	0.0
10/17/13	at UNLV	5	0	1	2	-.500	2	0	1	0	16	0	0	0	0	0	0.0
10/19/13	at San Diego State	4	0	0	0	.000	0	0	3	0	7	0	0	0	0	0	0.0
10/24/13	FRESNO STATE	3	0	0	0	.000	1	1	1	2	6	0	0	0	0	0	1.0
10/31/13	at Boise State	3	0	0	0	.000	0	1	1	1	1	0	0	0	0	0	1.0
11/2/13	at Utah State	5	0	0	0	.000	0	0	1	2	8	0	0	0	0	0	0.0
11/5/13	at Wyoming	3	0	0	1	.000	0	0	1	1	1	0	0	0	0	0	0.0
11/27/13	SAN DIEGO STATE	1	0	0	0	.000	0	0	0	0	0	0	0	0	0	0	0.0
12/5/13	vs. Cal State Northridge	3	0	0	0	.000	0	1	1	1	2	0	0	0	0	0	1.0
	TOTALS	**80**	**1**	**1**	**6**	**.000**	**14**	**22**	**22**	**22**	**131**	**0**	**0**	**0**	**0**	**1**	**23.0**

DATE	OPPONENT	SP	K	E	TA	HIT%	A	SA	SE	RE	DIGS	BS	BA	BE	TOTAL	BHE	PTS
8/25/12	RHODE ISLAND	1	0	0	0	.000	0	0	0	0	0	0	0	0	0	0	0.0
8/30/12	at Wichita State	1	0	0	0	.000	0	0	0	0	0	0	0	0	0	0	0.0
9/27/12	NEVADA	1	0	0	0	.000	0	0	0	0	1	0	0	0	0	0	0.0
10/14/12	at UNLV	3	0	0	0	.000	0	0	0	0	1	0	0	0	0	0	0.0
10/18/12	BOISE STATE	3	0	0	0	.000	0	0	0	0	0	0	0	0	0	0	0.0
10/19/12	AIR FORCE	3	0	0	0	.000	0	0	1	0	1	0	0	0	0	0	0.0
10/25/12	at San Diego State	3	0	0	0	.000	0	0	1	0	2	0	0	0	0	0	0.0
10/27/12	at Nevada	3	0	0	0	.000	1	1	2	0	1	0	0	0	0	0	1.0
11/2/12	at Wyoming	3	0	0	0	.000	0	0	1	0	0	0	0	0	0	0	0.0
11/10/12	FRESNO STATE	2	0	0	0	.000	0	0	0	0	0	0	0	0	0	0	0.0
11/17/12	at Boise State	2	0	0	0	.000	1	0	0	0	1	0	0	0	0	0	0.0
11/23/12	NEW MEXICO	1	0	0	0	.000	0	2	0	0	1	0	0	0	0	0	2.0
11/30/12	vs. Purdue	2	0	0	0	.000	0	1	1	0	0	0	0	0	0	0	1.0
	TOTALS	**28**	**0**	**0**	**0**	**.000**	**2**	**4**	**6**	**0**	**8**	**0**	**0**	**0**	**0**	**0**	**4.0**



JALIYAH BOLDEN

RS FR • Middle Blocker • 6-1
Rowlett, Texas (Sachse)

16

2013 (REDSHIRT): Sat out the 2013 season, using a redshirt.

HIGH SCHOOL: Is a 2013 graduate of Sachse High School... Led her team to district titles during her sophomore and junior seasons... Also helped the Mustangs to an Elite Eight appearance in the Texas state tournament as a senior... Named her team's Newcomer of the Year, as well as the best offensive player during her sophomore season... Earned her team's Mustang Award as a junior… Was a three-year letterwinner in volleyball... Also competed in basketball for three seasons, and ran track her freshman year.

PERSONAL: Born May 3, 1995, in Pascagoula, Miss. ... Raised in Rowlett, Texas... Daughter of James and Monica Bolden... Has one younger brother, Jaylon, and one younger sister, Jhayla... Intends to study business administration.

BOLDEN'S CAREER STATISTICS

SEASON	SP-MP	K	K/S	E	TA	PCT	A	A/S	SA	SA/S	SE	DIG	D/S	RE	BS	BA	TB	B/S	BE	BHE	P	P/S
2013	DNP - Redshirt																					
TOTAL	0-0	0	0.00	0	0	.000	0	0.00	0	0.00	0	0	0.00	0	0	0	0	0.00	0	0	0.0	0.00



SANJA CIZMIC

FR • Outside Hitter • 6-1
Split, Croatia (IV. Gimnazija Marko Marulic)

10

HIGH SCHOOL: Is a 2014 graduate of IV. Gimnazija Marko Marulic in Split, Croatia... Earned all-conference honors in both volleyball and basketball... Helped high school team to a league title in volleyball... Played club volleyball for OK POREC... Won the 2013-14 HRV National Cup, and competed in the 2014 European Cup... Also played club for ZOK Split 1700... Won the 2012 CEV Volleyball Challenge Cup and the 2012 CEV Junior Volleyball European Championship... Took second at the 2013 Junior Volleyball World Championship with the Croatian Junior National Team.

PERSONAL: Born Sept. 21, 1995, in Split, Croatia... Parents are Teo and Maja Cizmic... Has a younger brother, Leo... Can speak five languages... Intends to study business administration.

JAIME COLAIZZI

JR • Libero • 5-4
Windsor, Colo. (Windsor)

1

AWARDS & HONORS:

- Mountain West Scholar-Athlete (2013-14, 12-13)
- Mountain West Academic All-Conference (2013, 12)
- Coaches' Award - Most Improved/Immediate Impact (2012)

2013 (SOPHOMORE): Recorded 445 digs during her first season as libero, fourth-most in CSU single-season history… Her 4.08 digs-per-set average ranks fifth… Played in all 109 sets, helping CSU to one of its best-ever reception percentages… Had eight 20-plus dig performances, including 23 vs. Air Force (Nov. 15), the fifth-most for a three-set match in CSU annals… Had a career-most 25 digs at Utah State (Nov. 2), helping the Rams overcome an 0-2 deficit… Posted double digits for digs 26 times, including 15 matches in a row between Sept. 3 and Oct. 19… Also added 10 service aces, including three in one match (Oct. 26 vs. San José State)… Earned accolades for her academic achievements, being named a Mountain West Scholar-Athlete and to the MW Academic All-Conference team for the second straight season.

2012 (FRESHMAN): Started 25 matches as a true freshman, and missed just two contests on the year due to a shoulder injury… Ranked second on the team with 185 digs and 1.99 digs per set... Also provided reliable serving for the Rams, and posted a season-high two service aces at Air Force (Nov. 15)... Filling in for an injured Izzy Gaulia at libero, stepped up and recorded a then-career-most 14 digs in a three-set win at Northern Colorado (Nov. 13)... Recorded at least 10 digs in three separate

COLAIZZI'S CAREER HIGHS

Kills	--
Attacks	1, on two occasions
Hitting Percentage*	--
Assists	3, vs. Cal State Northridge (12/5/13)
Service Aces	3, vs. San José State (10/26/13)
Digs	25, at Utah State (11/2/13)
Solo Blocks	--
Block Assists	--
Total Blocks	--
Points	3.0, vs. San José State (10/26/13)

* Minimum of 5 kills

COLAIZZI'S CAREER STATISTICS

SEASON	SP-MP	K	K/S	E	TA	PCT	A	A/S	SA	SA/S	SE	DIG	D/S	RE	BS	BA	TB	B/S	BE	BHE	P	P/S
2012	93-27	0	0.00	0	0	.000	12	0.13	9	0.10	28	185	1.99	12	0	0	0	0.00	0	1	9.0	0.10
2013	109-30	0	0.00	0	2	.000	26	0.24	10	0.09	26	445	4.08	15	0	0	0	0.00	0	0	10.0	0.09
TOTAL	**202-57**	**0**	**0.00**	**0**	**2**	**.000**	**38**	**0.19**	**19**	**0.09**	**54**	**630**	**3.12**	**27**	**0**	**0**	**0**	**0.00**	**0**	**1**	**19.0**	**0.09**

matches... Was selected by the coaching staff as the recipient of the Coaches' Award, given annually to the player who improved the most or made an immediate impact... Earned Mountain West Academic All-Conference and MW Scholar-Athlete honors for her performance in the classroom.

HIGH SCHOOL: Is a 2012 graduate of Windsor High School... Helped the Wizards win conference, district and regional championships before finishing the 2011 season in the state semifinals... Tri-Valley Athlete of the Year as a junior... Named first-team all-conference and first-team all-state… Played club volleyball for NORCO, and was coached by former Rams libero Katelin Batten… Was class president as a senior... Also involved with the student council community outreach team… Earned academic all-state accolades.

PERSONAL: Born Sept. 28, 1993, in Littleton, Colo. ... Raised in Windsor, Colo. ... Parents are Donna McWhorter and John Colaizzi... Grew up attending matches at Moby Arena and idolized former Ram and Windsor native Jaime Strauss… Majoring in health & exercise science.

JAIME COLAIZZI

DATE	OPPONENT	SP	K	E	TA	HIT%	A	SA	SE	RE	DIGS	BS	BA	BE	TOTAL	BHE	PTS
8/30/13	BAYLOR	3	0	0	0	.000	0	0	0	0	9	0	0	0	0	0	0.0
8/31/13	CAL POLY	3	0	0	0	.000	0	1	0	0	8	0	0	0	0	0	1.0
9/3/13	NORTHERN COLORADO	3	0	0	0	.000	0	1	1	0	12	0	0	0	0	0	1.0
9/6/13	vs. Virginia	4	0	0	0	.000	0	0	1	0	10	0	0	0	0	0	0.0
9/7/13	vs. UC Santa Barbara	4	0	0	1	.000	2	0	2	0	12	0	0	0	0	0	0.0
9/7/13	at Pepperdine	4	0	0	0	.000	1	0	2	2	23	0	0	0	0	0	0.0
9/10/13	at Denver	4	0	0	0	.000	1	0	0	1	13	0	0	0	0	0	0.0
9/11/13	MISSOURI STATE	3	0	0	0	.000	0	0	0	0	14	0	0	0	0	0	0.0
9/18/13	WYOMING	3	0	0	0	.000	2	0	1	1	14	0	0	0	0	0	0.0
9/21/13	TEXAS A&M	3	0	0	0	.000	1	0	0	0	11	0	0	0	0	0	0.0
9/26/13	at Air Force	3	0	0	0	.000	1	0	0	0	14	0	0	0	0	0	0.0
9/28/13	at New Mexico	5	0	0	0	.000	1	0	2	0	18	0	0	0	0	0	0.0
10/3/13	at Nevada	4	0	0	0	.000	0	0	1	1	12	0	0	0	0	0	0.0
10/10/13	UTAH STATE	4	0	0	0	.000	1	1	0	1	21	0	0	0	0	0	1.0
10/12/13	BOISE STATE	3	0	0	0	.000	1	0	1	1	10	0	0	0	0	0	0.0
10/17/13	at UNLV	5	0	0	0	.000	0	1	1	1	22	0	0	0	0	0	1.0
10/19/13	at San Diego State	4	0	0	0	.000	0	1	2	2	20	0	0	0	0	0	1.0
10/24/13	FRESNO STATE	3	0	0	0	.000	0	0	0	0	7	0	0	0	0	0	0.0
10/26/13	SAN JOSÉ STATE	3	0	0	0	.000	0	3	0	0	10	0	0	0	0	0	3.0
10/31/13	at Boise State	3	0	0	0	.000	2	0	2	1	11	0	0	0	0	0	0.0
11/2/13	at Utah State	5	0	0	0	.000	1	0	2	0	25	0	0	0	0	0	0.0
11/5/13	at Wyoming	4	0	0	1	.000	2	1	1	0	16	0	0	0	0	0	1.0
11/9/13	NEVADA	3	0	0	0	.000	1	0	1	0	11	0	0	0	0	0	0.0
11/14/13	NEW MEXICO	4	0	0	0	.000	0	0	0	0	16	0	0	0	0	0	0.0
11/15/13	AIR FORCE	3	0	0	0	.000	1	1	0	0	23	0	0	0	0	0	1.0
11/21/13	at San José State	3	0	0	0	.000	1	0	0	0	7	0	0	0	0	0	0.0
11/23/13	at Fresno State	3	0	0	0	.000	1	0	1	0	17	0	0	0	0	0	0.0
11/27/13	SAN DIEGO STATE	5	0	0	0	.000	2	0	2	2	23	0	0	0	0	0	0.0
11/29/13	UNLV	3	0	0	0	.000	1	0	1	0	22	0	0	0	0	0	0.0
12/5/13	vs. Cal State Northridge	5	0	0	0	.000	3	0	2	2	14	0	0	0	0	0	0.0
	TOTALS	**109**	**0**	**0**	**2**	**.000**	**26**	**10**	**26**	**15**	**445**	**0**	**0**	**0**	**0**	**0**	**10.0**

DATE	OPPONENT	SP	K	E	TA	HIT%	A	SA	SE	RE	DIGS	BS	BA	BE	TOTAL	BHE	PTS
8/24/12	VIRGINIA	3	0	0	0	.000	2	0	1	0	7	0	0	0	0	0	0.0
8/2512	DENVER	3	0	0	0	.000	1	0	2	1	5	0	0	0	0	0	0.0
825/12	RHODE ISLAND	3	0	0	0	.000	0	1	0	0	8	0	0	0	0	0	1.0
8/30/12	at Wichita State	4	0	0	0	.000	0	0	1	0	9	0	0	0	0	0	0.0
8/31/12	vs. Tennessee	3	0	0	0	.000	1	0	0	3	6	0	0	0	0	0	0.0
9/7/12	PEPPERDINE	3	0	0	0	.000	0	0	0	0	1	0	0	0	0	0	0.0
9/8/12	FIU	4	0	0	0	.000	0	0	0	0	0	0	0	0	0	0	0.0
9/9/12	NEW MEXICO STATE	4	0	0	0	.000	0	0	0	0	7	0	0	0	0	0	0.0
9/15/12	UCLA	5	0	0	0	.000	0	0	1	1	8	0	0	0	0	0	0.0
9/20/12	at New Mexico	5	0	0	0	.000	1	0	2	0	10	0	0	0	0	0	0.0
9/27/12	NEVADA	3	0	0	0	.000	0	0	1	0	6	0	0	0	0	0	0.0
9/29/12	SAN DIEGO STATE	3	0	0	0	.000	0	0	1	0	6	0	0	0	0	0	0.0
10/5/12	WYOMING	3	0	0	0	.000	0	1	2	0	8	0	0	0	0	0	1.0
10/11/12	at Fresno State	4	0	0	0	.000	0	0	1	0	5	0	0	0	0	0	0.0
10/14/12	at UNLV	3	0	0	0	.000	0	1	1	1	7	0	0	0	0	1	1.0
10/18/12	BOISE STATE	3	0	0	0	.000	0	0	0	0	9	0	0	0	0	0	0.0
10/19/12	AIR FORCE	3	0	0	0	.000	0	0	2	0	5	0	0	0	0	0	0.0
10/25/12	at San Diego State	4	0	0	0	.000	0	0	1	0	10	0	0	0	0	0	0.0
10/27/12	at Nevada	3	0	0	0	.000	0	0	0	0	4	0	0	0	0	0	0.0
11/2/12	at Wyoming	3	0	0	0	.000	1	0	3	1	7	0	0	0	0	0	0.0
11/8/12	UNLV	3	0	0	0	.000	2	1	1	1	8	0	0	0	0	0	1.0
11/10/12	FRESNO STATE	4	0	0	0	.000	1	1	2	2	5	0	0	0	0	0	1.0
11/13/12	at Northern Colorado	4	0	0	0	.000	1	1	1	0	14	0	0	0	0	0	1.0
11/15/12	at Air Force	3	0	0	0	.000	1	2	0	0	9	0	0	0	0	0	2.0
11/17/12	at Boise State	3	0	0	0	.000	0	0	2	0	9	0	0	0	0	0	0.0
11/23/12	NEW MEXICO	4	0	0	0	.000	1	1	0	1	6	0	0	0	0	0	1.0
11/30/12	vs. Purdue	3	0	0	0	.000	0	0	3	1	6	0	0	0	0	0	0.0
	Totals	**93**	**0**	**0**	**0**	**.000**	**12**	**9**	**28**	**12**	**185**	**0**	**0**	**0**	**0**	**1**	**9.0**

ADRIANNA CULBERT

JR • Opposite Hitter/Outside Hitter • 5-10
Delton, Mich. (Delton-Kellogg)

3

AWARDS & HONORS:

- All-Mountain West Preseson Team (2014)
- AVCA All-America Honorable Mention (2013)
- AVCA All-Pacific North Region (2013)
- All-Mountain West (2013)
- Mountain West Player of the Week (Nov. 4, 2013; Sept. 18, 2013)
- Mountain West Scholar-Athlete (2012-13)
- Academic All-Mountain West (2013, 12)

2013 (SOPHOMORE): Earned All-Mountain West and AVCA All-America Honorable Mention honors… Was twice named the MW Women's Volleyball Player of the Week… The first honor came after helping CSU to a four-set win at Denver (Sept. 10) with 23 kills on .512 hitting… The 23 kills were the most by a CSU player since 2011, and tied for third-most in the MW in 2013… That night she also added a career-most three service aces… As a six-rotation player, averaged 2.53 kills per set (third on the team), 2.78 digs (second), 0.19 service aces (fourth), 0.72 assists (second) and 0.51 blocks (eighth)… Recorded double digits for kills 14 times and digs on 17 occasions… Had eight double-doubles, including at Utah State (Nov. 2), when she totaled 12 kills and zero errors (.522 hitting), a career-high-tying 17 digs and a season-most six blocks… Ranks third in CSU single-season history with a .969 reception percentage… Began the year averaging 3.58 kills per set on .376 hitting over the team's first nine matches, recording at least nine kills in each contest… Was the only player in the MW to rank in the top 20 for hitting percentage (.305, 13th), service aces (15th) and digs (18th)… Started all 30 matches, playing in every set… Earned MW Academic All-Conference honors for the second straight season.

CULBERT'S CAREER HIGHS

Kills	23, at Denver (9/10/13)
Attacks	41, at Denver (9/10/13)
Hitting Percentage*	.542 (14-1-24), at Missouri State (9/11/13)
Assists	10, vs. Northern Colorado (11/13/12)
Service Aces	3, on two occasions
Digs	17, on three occasions
Solo Blocks	2, vs. Virginia (9/6/13)
Block Assists	7, at Fresno State (10/11/12)
Total Blocks	7, at Fresno State (10/11/12)
Points	26.0, at Denver (9/10/13

* Minimum of 5 kills

CULBERT'S CAREER STATISTICS

SEASON	SP-MP	K	K/S	E	TA	PCT	A	A/S	SA	SA/S	SE	DIG	D/S	RE	BS	BA	TB	B/S	BE	BHE	P	P/S
2012	91-25	117	1.29	39	285	.274	77	0.85	15	0.16	27	219	2.41	20	1	54	55	0.60	10	2	160.0	1.76
2013	109-30	275	2.52	81	638	.304	78	0.72	21	0.19	42	303	2.78	26	3	52	55	0.50	10	4	325.0	2.98
TOTAL	**200-55**	**392**	**1.96**	**120**	**923**	**.295**	**155**	**0.77**	**36**	**0.18**	**69**	**522**	**2.61**	**46**	**4**	**106**	**110**	**0.55**	**20**	**6**	**485.0**	**2.42**

2012 (FRESHMAN): After sitting out the first four matches of the season expected to redshirt, came in and made an immediate impact... Averaged 2.42 digs per set, ranking third all-time among CSU freshmen... In her collegiate debut, against No. 14 Tennessee (Aug. 31), she registered eight kills and a season-high 15 digs... Tallied double-digit dig totals 10 times, including three of the final four regular-season matches... Against No. 2 UCLA (Sept. 15), recorded a season-high nine kills... At Northern Colorado (Nov. 13), posted her first career double-double (12 digs, 10 assists)... Ranked 10th in the Mountain West with a .272 hitting percentage, which was second among outside hitters behind only All-American teammate Dana Cranston... Earned MW Academic All-Conference and MW Scholar-Athlete honors for her performance in the classroom.

HIGH SCHOOL: Is a 2012 graduate of Delton-Kellogg High School in Delton, Mich. ... As a four-year letterwinner, was a finalist for Michigan's Miss Volleyball, awarded annually to the top high school player in the state... Advanced to the state regional finals as a senior... Named first-team all-state three times... As a sophomore, helped her team to the state championship... Competed for the prestigious club team, Dead Frog... Also lettered in basketball and track each year of high school... Named to the all-state team in basketball in 2012.

PERSONAL: Goes by Dri... Born Jan. 27, 1994, in Kalamazoo, Mich. ... Raised in Delton, Mich. … One of seven children born to Sam and Carla Culbert... Three of her siblings currently compete or have competed in college athletics, ranging from football to volleyball to rowing... Her father also was a football player at Western Michigan... Majoring in business administration.

DATE	OPPONENT	SP	K	E	TA	HIT%	A	SA	SE	RE	DIGS	BS	BA	BE	TOTAL	BHE	PTS
8/30/13	BAYLOR	3	11	3	18	.444	5	1	0	0	6	0	1	0	1	0	12.5
8/31/13	CAL POLY	3	11	2	19	.474	0	0	1	0	6	0	3	1	3	0	12.5
9/3/13	NORTHERN COLORADO	3	10	4	18	.333	5	1	0	0	10	1	1	0	2	0	12.5
9/6/13	vs. Virginia	4	9	5	23	.174	3	1	5	1	7	2	2	0	4	0	13.0
9/7/13	vs. UC Santa Barbara	4	13	4	29	.310	0	1	4	0	10	0	0	1	0	1	14.0
9/7/13	at Pepperdine	4	10	3	26	.269	2	2	1	3	12	0	3	0	3	0	13.5
9/10/13	at Denver	4	23	2	41	.512	1	3	1	2	14	0	0	0	0	0	26.0
9/11/13	MISSOURI STATE	3	14	1	24	.542	3	0	0	1	7	0	2	1	2	0	15.0
9/18/13	WYOMING	3	10	5	28	.179	2	2	2	0	12	0	3	0	3	0	13.5
9/21/13	TEXAS A&M	3	7	3	16	.250	4	2	0	1	17	0	0	0	0	0	9.0
9/26/13	at Air Force	3	7	1	19	.316	4	0	4	0	2	0	2	0	2	0	8.0
9/28/13	at New Mexico	5	12	8	40	.100	0	1	6	1	14	0	1	0	1	1	13.5
10/3/13	at Nevada	4	10	2	15	.533	5	0	1	0	9	0	2	0	2	1	11.0
10/10/13	UTAH STATE	4	14	6	36	.222	5	0	2	2	10	0	3	0	3	0	15.5
10/12/13	BOISE STATE	3	6	1	15	.333	3	1	2	0	10	0	3	0	3	0	8.5
10/17/13	at UNLV	5	9	4	27	.185	4	2	1	2	10	0	2	0	2	0	12.0
10/19/13	at San Diego State	4	5	4	19	.053	4	0	1	1	7	0	2	0	2	0	6.0
10/24/13	FRESNO STATE	3	9	1	16	.500	1	0	0	0	10	0	1	0	1	0	9.5
10/26/13	SAN JOSÉ STATE	3	8	2	13	.462	6	0	0	0	8	0	2	0	2	0	9.0
10/31/13	at Boise State	3	6	1	11	.455	0	0	0	1	10	0	1	1	1	0	6.5
11/2/13	at Utah State	5	12	0	23	.522	4	1	0	1	17	0	6	0	6	0	16.0
11/5/13	at Wyoming	4	10	4	24	.250	1	0	1	2	9	0	1	3	1	0	10.5
11/9/13	NEVADA	3	11	2	23	.391	0	0	1	1	6	0	1	0	1	0	11.5
11/14/13	NEW MEXICO	4	5	4	17	.059	5	1	1	0	14	0	4	0	4	0	8.0
11/15/13	AIR FORCE	3	5	0	14	.357	3	0	2	2	6	0	1	1	1	0	5.5
11/21/13	at San José State	3	6	3	11	.273	2	1	1	1	11	0	1	2	1	0	7.5
11/23/13	at Fresno State	3	5	0	14	.357	3	0	0	1	9	0	1	0	1	0	5.5
11/27/13	SAN DIEGO STATE	5	9	3	26	.231	0	0	2	1	7	0	0	0	0	1	9.0
11/29/13	UNLV	3	4	1	10	.300	1	1	0	2	16	0	0	0	0	0	5.0
12/5/13	vs. Cal State Northridge	5	4	2	23	.087	2	0	3	0	17	0	3	0	3	0	5.5
	TOTALS	**109**	**275**	**81**	**638**	**.304**	**78**	**21**	**42**	**26**	**303**	**3**	**52**	**10**	**55**	**4**	**325.0**

DATE	OPPONENT	SP	K	E	TA	HIT%	A	SA	SE	RE	DIGS	BS	BA	BE	TOTAL	BHE	PTS
8/31/12	vs. Tennessee	5	8	3	17	.294	4	0	0	0	15	0	1	2	1	0	8.5
9/1/12	vs. BYU	4	7	1	13	.462	3	1	2	1	6	0	2	0	2	0	9.0
9/2/12	OKLAHOMA	4	6	3	14	.214	6	1	2	1	9	0	2	0	2	0	8.0
9/7/12	PEPPERDINE	3	3	1	8	.250	1	2	1	1	4	0	0	0	0	0	5.0
9/8/12	FIU	4	4	1	7	.429	3	0	0	3	13	0	1	0	1	0	4.5
9/9/12	NEW MEXICO STATE	4	5	0	13	.385	4	0	1	3	10	0	2	0	2	0	6.0
9/15/12	UCLA	5	9	4	21	.238	5	0	1	0	7	0	1	0	1	0	9.5
9/20/12	at New Mexico	5	7	0	17	.412	2	0	4	1	13	0	4	0	4	0	9.0
9/27/12	NEVADA	3	3	1	11	.182	2	1	1	0	10	0	2	0	2	0	5.0
9/29/12	SAN DIEGO STATE	3	5	3	11	.182	0	0	0	2	5	0	3	0	3	0	6.5
10/5/12	WYOMING	3	2	1	7	.143	4	3	1	0	12	0	3	0	3	0	6.5
10/11/12	at Fresno State	5	4	1	13	.231	2	1	2	1	5	0	7	2	7	0	8.5
10/14/12	at UNLV	3	6	1	12	.417	4	0	0	1	9	0	2	0	2	1	7.0
10/18/12	BOISE STATE	3	6	2	11	.364	5	0	1	0	6	0	3	0	3	0	7.5
10/19/12	AIR FORCE	3	3	2	10	.100	0	0	0	0	9	0	2	0	2	0	4.0
10/25/12	at San Diego State	4	4	2	14	.143	2	2	4	1	12	0	2	1	2	0	7.0
10/27/12	at Nevada	3	1	2	7	-.143	2	1	0	0	4	0	1	1	1	0	2.5
11/2/12	at Wyoming	3	4	3	9	.111	0	1	1	0	9	0	2	0	2	0	6.0
11/8/13	UNLV	3	7	2	17	.294	4	0	0	0	6	0	3	0	3	1	8.5
11/10/13	FRESNO STATE	4	4	0	8	.500	3	0	1	2	7	0	3	0	3	0	5.5
11/13/13	at Northern Colorado	4	1	2	10	-.100	10	0	1	1	12	0	3	1	3	0	2.5
11/15/13	at Air Force	3	2	0	6	.333	4	0	0	0	6	1	0	2	1	0	3.0
11/17/12	at Boise State	3	3	1	4	.500	2	1	0	1	11	0	2	1	2	0	5.0
11/23/12	NEW MEXICO	4	8	1	15	.467	5	1	1	0	13	0	3	0	3	0	10.5
11/30/12	vs. Purdue	3	5	2	10	.300	0	0	3	1	6	0	0	0	0	0	5.0
	TOTALS	**91**	**117**	**39**	**285**	**.274**	**77**	**15**	**27**	**20**	**219**	**1**	**54**	**10**	**55**	**2**	**160.0**

CASSIDY DENNY

SO • Defensive Specialist • 5-8
Sacramento, Calif. (El Camino)

2

AWARDS & HONORS:
- Mountain West Academic All-Conference (2013)

2013 (FRESHMAN): Earned her way onto the court during the second week of the season and became a rock defensively… Averaged 2.02 digs and 0.22 service aces per set, which both ranked third on the team… Ranked 13th in the Mountain West for service aces per set, including eighth for conference matches (0.26)… Her .952 serve percentage ranks sixth in CSU single-season history, and as a team, the Rams set a program record (.926)… Started 17 matches as a true freshman… Tallied double digits for digs six times, including the season's final three matches… Had career highs for digs with 15 at UNLV (Oct. 17) and Utah State (Nov. 2)… On three occasions, recorded three or more aces in a match, including four at New Mexico (Sept. 28)… Earned MW Academic All-Conference honors.

HIGH SCHOOL: Is a 2013 graduate of El Camino Fundamental High School in Arden-Arcade, Calif. ... Was a three-year letterwinner in volleyball... Helped her team to a section title and a second-place finish at the NorCal regionals during her senior season... Was named to the SacBee's All-Metro first team as a senior, in addition to earning team MVP honors... Was a three-time All-Capital Athletic League recipient.

PERSONAL: Born May 22, 1995, in Sacramento, Calif. ... Daughter of Chantele and Greg Hoisington... Majoring in business administration.

DENNY'S CAREER HIGHS

Kills	1, at Fresno State (11/23/13)
Attacks	1, on two occasions
Hitting Percentage*	--
Assists	2, on three occasions
Service Aces	4, at New Mexico (9/28/13)
Digs	15, on two occasions
Solo Blocks	--
Block Assists	--
Total Blocks	--
Points	4.0, on two occasions

* Minimum of 5 kills

DENNY'S CAREER STATISTICS

SEASON	SP-MP	K	K/S	E	TA	PCT	A	A/S	SA	SA/S	SE	DIG	D/S	RE	BS	BA	TB	B/S	BE	BHE	P	P/S
2013	99-28	1	0.01	1	2	.000	15	0.15	22	0.22	19	200	2.02	18	0	1	1	0.01	0	0	23.5	0.23
TOTAL	**99-28**	**1**	**0.01**	**1**	**2**	**.000**	**15**	**0.15**	**22**	**0.22**	**19**	**200**	**2.02**	**18**	**0**	**1**	**1**	**0.01**	**0**	**0**	**23.5**	**0.23**

DATE	OPPONENT	SP	K	E	TA	HIT%	A	SA	SE	RE	DIGS	BS	BA	BE	TOTAL	BHE	PTS
8/30/13	BAYLOR	1	0	0	0	.000	0	0	0	1	0	0	0	0	0	0	0.0
9/6/13	vs. Virginia	4	0	0	0	.000	0	1	0	0	7	0	0	0	0	0	1.0
9/7/13	vs. UC Santa Barbara	3	0	0	0	.000	0	0	0	0	10	0	0	0	0	0	0.0
9/7/13	at Pepperdine	4	0	0	0	.000	1	1	1	0	9	0	0	0	0	0	1.0
9/10/13	at Denver	4	0	0	0	.000	0	1	1	3	5	0	0	0	0	0	1.0
9/11/13	MISSOURI STATE	2	0	0	0	.000	0	0	2	1	2	0	0	0	0	0	0.0
9/18/13	WYOMING	3	0	0	0	.000	1	0	0	2	7	0	0	0	0	0	0.0
9/21/13	TEXAS A&M	3	0	0	0	.000	0	0	0	0	9	0	0	0	0	0	0.0
9/26/13	at Air Force	3	0	0	0	.000	0	1	2	0	4	0	0	0	0	0	1.0
9/28/13	at New Mexico	5	0	0	0	.000	1	4	0	1	5	0	0	0	0	0	4.0
10/3/13	at Nevada	4	0	0	0	.000	2	1	1	0	5	0	0	0	0	0	1.0
10/10/13	UTAH STATE	4	0	0	0	.000	0	0	1	1	9	0	0	0	0	0	0.0
10/12/13	BOISE STATE	3	0	0	0	.000	1	0	1	0	2	0	0	0	0	0	0.0
10/17/13	at UNLV	5	0	0	0	.000	1	1	1	1	15	0	0	0	0	0	1.0
10/19/13	at San Diego State	4	0	0	0	.000	1	3	2	0	8	0	1	0	1	0	3.5
10/24/13	FRESNO STATE	3	0	0	0	.000	0	0	1	1	1	0	0	0	0	0	0.0
10/26/13	SAN JOSÉ STATE	3	0	0	0	.000	0	1	1	1	9	0	0	0	0	0	1.0
10/31/13	at Boise State	3	0	0	0	.000	0	1	0	1	7	0	0	0	0	0	1.0
11/2/13	at Utah State	5	0	0	0	.000	2	0	2	0	15	0	0	0	0	0	0.0
11/5/13	at Wyoming	4	0	0	0	.000	0	1	1	0	7	0	0	0	0	0	1.0
11/9/13	NEVADA	3	0	0	0	.000	0	0	0	0	8	0	0	0	0	0	0.0
11/14/13	NEW MEXICO	4	0	0	0	.000	0	1	0	0	5	0	0	0	0	0	1.0
11/15/13	AIR FORCE	3	0	0	0	.000	0	1	0	2	7	0	0	0	0	0	1.0
11/21/13	at San José State	3	0	0	0	.000	0	1	1	0	7	0	0	0	0	0	1.0
11/23/13	at Fresno State	3	1	0	1	1.000	1	3	0	0	7	0	0	0	0	0	4.0
11/27/13	SAN DIEGO STATE	5	0	0	0	.000	1	0	1	2	10	0	0	0	0	0	0.0
11/29/13	UNLV	3	0	1	1	-1.000	1	0	0	0	10	0	0	0	0	0	0.0
12/5/13	vs. Cal State Northridge	5	0	0	0	.000	2	0	0	1	10	0	0	0	0	0	0.0
	TOTALS	**99**	**1**	**1**	**2**	**.000**	**15**	**22**	**19**	**18**	**200**	**0**	**1**	**0**	**1**	**0**	**23.5**



DEEDRA FOSS

RS SR • Setter • 5-9
McKenna, Wash. (Lakes)

18

AWARDS & HONORS:

- All-Mountain West Preseson Team (2014, 13)
- AVCA All-America Honorable Mention (2013)
- AVCA All-Pacific North Region (2013)
- Mountain West Setter of the Year (2013)
- All-Mountain West (2013, 12)
- Mountain West Player of the Week (Nov. 18, 2013; Sept. 9, 2013)
- Pepperdine Invitational MVP (Sept. 7, 2013)
- USA Volleyball A2 Program, silver medal (2013)
- Rams Volleyball Classic all-tournament team (Sept. 12, 2012)
- Rocky Mountain Invite MVP (Aug. 26, 2012)
- Mountain West Newcomer of the Year (2011)



2013 (JUNIOR): Was named the Mountain West Setter of the Year and an AVCA Honorable Mention All-American after leading the league and ranking 10th nationally with 11.76 assists per set… Despite losing more than 70 percent of its offensive production from the year before, helped pace an offense that set a CSU record and ranked sixth in the nation for hitting percentage (.299)… Twice was named the MW Women's Volleyball Player of the Week… Earned Pepperdine Invitational MVP honors after leading CSU to a tournament victory in Malibu, Calif. (Sept. 6-7)… Led the team and tied for sixth in the MW with 0.29 service aces per set… Recorded five service aces in a three-set win over Air Force (Nov. 15), including four during a 9-0 CSU run… It marked just the fourth time since 2009 that a Ram has recorded five or more service aces in a match... Recorded a season-best 16 digs on two occasions… Added at least 50 assists, five kills and four blocks both time, including in a come-from-behind win at Utah State (Nov. 2)… Tallied a season-best seven blocks and season-high-tying six kills earlier in the season against Utah State (Oct. 10)… Finished

FOSS' CAREER HIGHS

Kills	7, vs. Tennessee (8/31/12)
Attacks	13, on two occasions
Hitting Percentage*	1.000 (5-0-5), at Air Force (11/15/12)
Assists	66, at Wyoming (10/8/11)
Service Aces	5, vs. Air Force (11/15/13)
Digs	17, at Wichita State (8/30/12)
Solo Blocks	2, on two occasions
Block Assists	9, vs. New Mexico State (9/9/12)
Total Blocks	9, vs. New Mexico State (9/9/12)
Points	10.5, vs. Utah State (10/10/13)

* Minimum of 5 kills

FOSS' CAREER STATISTICS

SEASON	SP-MP	K	K/S	E	TA	PCT	A	A/S	SA	SA/S	SE	DIG	D/S	RE	BS	BA	TB	B/S	BE	BHE	P	P/S
2010	DNP - Redshirt																					
2011	107-30	67	0.63	16	151	.338	1141	10.66	29	0.27	36	225	2.10	0	2	89	91	0.85	15	12	142.5	1.33
2012	104-29	79	0.76	21	169	.343	1117	10.74	17	0.16	53	229	2.20	0	9	80	89	0.86	10	2	145.0	1.39
2013	109-30	88	0.81	16	176	.409	1282	11.76	32	0.29	43	218	2.00	0	9	80	89	0.82	14	7	169.0	1.55
TOTAL	**320-89**	**234**	**0.73**	**53**	**496**	**.365**	**3540**	**11.06**	**78**	**0.24**	**132**	**672**	**2.10**	**0**	**20**	**249**	**269**	**0.84**	**39**	**21**	**456.5**	**1.42**

the season with eight double-doubles… Among setters in the Pacific North Region, which includes half of the Pac-12, ranked first for assists, hitting percentage (.409), blocks (0.82 per set) and team hitting percentage, third for service aces, and fifth for kills (0.81) and points (1.55)… Appeared in all 109 sets, starting each match… Enters her senior season ranked sixth in CSU history with 2,258 career assists.

2012 (SOPHOMORE): Was named to the All-Mountain West team after averaging 10.74 assists and 2.20 digs per set... Also was effective at the net, averaging 0.78 kills and 0.85 blocks per set... Ranked first on the team with nine solo blocks, and second for service aces (0.17 per set)... In 29 matches – all starts – registered eight double-doubles… After being named the Rocky Mountain Invite MVP (Aug. 25), continued her hot play by posting a season-high 52 assists at Fresno State (Oct. 11)... Named to the Rams Volleyball Classic all-tournament team after recording a career-high nine blocks in a win over New Mexico State (Sept. 9), to claim the tournament title... Also that weekend, helped CSU sweep No. 12 Pepperdine (Sept. 7) with 35 assists and three kills on .400 hitting... Set a career high for digs (17) at Wichita State (Aug. 30), and one day later, set a personal best for kills (7) vs. No. 14 Tennessee (Aug. 31)… Was a vital part of the team's offensive success, leading CSU to a .291 hitting percentage during MW action, which ranked first... Earned a silver medal with the USA Volleyball A2 Program over the summer... After trying out in February, was selected to the 48-member program, training with the nation's top athletes for two weeks and being coached by volleyball legends, including Andy Banachowski, then the NCAA's all-time winningest coach.

2011 (FRESHMAN): Was named the 2011 Mountain West Newcomer of the Year after ranking second in the league for assists (10.66 per set) and fourth for service aces (0.27 per set)... Recorded double-doubles in four of the final five regular-season matches, including 49 assists, 10 digs and a then-career-most eight blocks at New Mexico State (Nov. 26)... Set a MW season high with 66 assists at Wyoming (Oct. 8), which remains a career best... Also recorded her first career double-double and set then-career highs for kills (6), hitting percentage (.750), digs (13), block assists (5) and total points (9.5)... Hit .714 at Boise State (Oct. 20), with five kills and nine digs... Had a solid performance in the Rams Volleyball Classic (Sept. 8-10), recording six kills on .667 hitting, two service aces, and averaging 10.27 assists, 2.36 digs and 1.09 blocks per set to help the Rams to the tournament title... Was effective in a victory over No. 5 Nebraska (Sept. 2), recording three kills on six attempts – including one play in which she attacked on consecutive touches, eventually getting the kill – 37 assists, two aces, eight digs and two blocks... Began her collegiate career with four consecutive matches with 30-plus assists... In her first match as a Ram, at Arkansas (Aug. 26), was one dig away from a double-double (30 assists, nine digs), also tallying three blocks and two kills in the win.

2010 (REDSHIRT): Sat out the 2010 season, using a redshirt.

HIGH SCHOOL: Is a 2010 graduate of Lakes High School in Tacoma, Wash. ... Led the Lancers to back-to-back appearances in the state tournament – the school's first bids in 31 years – finishing sixth in 2008 and fifth in 2009... Earned first-team all-state honors as the top setter and 3A South Puget Sound League Player of the Year as a senior in 2009... Selected as a second-team all-state honoree in 2008, and earned an honorable mention nod as a sophomore in 2007... Concluded her career at Lakes with several records to her credit, having led the team in kills, assists, aces and blocks in each of her last two seasons... Earned four varsity letters in volleyball... Also lettered twice in water polo... Was a member of the Kent Juniors Volleyball Club.

PERSONAL: Born Dec. 7, 1992, in Eugene, Ore. ... Raised in McKenna, Wash. ... Daughter of Lisa Foss... Has an older brother, Daniel, and a twin sister, Tori, who played volleyball at The Evergreen State College in Olympia, Wash. ... Her cousin, Sabrina Hoeks, competed in volleyball collegiately at the University of Maryland-Baltimore County... Earned her high school diploma from Internet Academy... Is a black belt in karate... Is a human development and family studies major.



DATE	OPPONENT	SP	K	E	TA	HIT%	A	SA	SE	RE	DIGS	BS	BA	BE	TOTAL	BHE	PTS
8/30/13	BAYLOR	3	3	0	5	.600	39	1	2	0	10	0	0	0	0	0	4.0
8/31/13	CAL POLY	3	1	0	2	.500	34	1	2	0	9	0	3	0	3	0	3.5
9/3/13	NORTHERN COLORADO	3	1	1	7	.000	37	2	3	0	11	0	1	1	1	1	3.5
9/6/13	vs. Virginia	4	4	1	6	.500	38	2	2	0	5	0	0	0	0	0	6.0
9/7/13	vs. UC Santa Barbara	4	4	0	9	.444	53	2	1	0	13	0	2	1	2	0	7.0
9/7/13	at Pepperdine	4	1	0	3	.333	53	1	1	0	10	0	4	1	4	0	4.0
9/10/13	at Denver	4	5	1	7	.571	54	1	2	0	5	0	4	0	4	0	8.0
9/11/13	MISSOURI STATE	3	3	1	7	.286	38	1	2	0	5	1	2	1	3	0	6.0
9/18/13	WYOMING	3	1	0	5	.200	40	0	1	0	4	0	2	1	2	0	2.0
9/21/13	TEXAS A&M	3	4	1	11	.273	33	0	1	0	4	0	5	1	5	1	6.5
9/26/13	at Air Force	3	6	0	8	.750	30	2	4	0	4	0	2	0	2	0	9.0
9/28/13	at New Mexico	5	4	1	5	.600	57	1	2	0	5	1	2	0	3	0	7.0
10/3/13	at Nevada	4	2	1	5	.200	44	0	1	0	6	0	4	0	4	0	4.0
10/10/13	UTAH STATE	4	6	1	13	.385	47	0	0	0	6	2	5	0	7	0	10.5
10/12/13	BOISE STATE	3	4	0	7	.571	32	0	1	0	2	0	2	0	2	1	5.0
10/17/13	at UNLV	5	2	3	8	-.125	54	0	4	0	16	0	4	0	4	0	4.0
10/19/13	at San Diego State	4	3	1	6	.333	48	0	2	0	8	0	2	0	2	1	4.0

DEEDRA FOSS

10/24/13	FRESNO STATE	3	1	0	2	.500	32	1	1	0	8	0	3	1	3	0	3.5
10/26/13	SAN JOSÉ STATE	3	2	0	4	.500	37	0	0	0	7	0	1	0	1	0	2.5
10/31/13	at Boise State	3	2	0	5	.400	33	2	1	0	1	0	1	1	1	0	4.5
11/2/13	at Utah State	5	4	1	7	.429	53	0	2	0	16	0	5	2	5	0	6.5
11/5/13	at Wyoming	4	2	1	4	.250	50	1	2	0	11	0	4	1	4	0	5.0
11/9/13	NEVADA	3	3	0	5	.600	44	2	1	0	4	1	2	0	3	0	7.0
11/14/13	NEW MEXICO	4	3	0	7	.429	45	1	1	0	11	0	2	0	2	0	5.0
11/15/13	AIR FORCE	3	1	0	4	.250	44	5	1	0	6	0	4	0	4	0	8.0
11/21/13	at San José State	3	0	0	3	.000	34	1	0	0	7	1	2	0	3	0	3.0
11/23/13	at Fresno State	3	3	0	3	1.000	34	0	0	0	9	1	2	0	3	1	5.0
11/27/13	SAN DIEGO STATE	5	5	1	7	.571	55	3	1	0	5	0	4	1	4	0	10.0
11/29/13	UNLV	3	4	0	5	.800	41	0	2	0	3	0	3	0	3	0	5.5
12/5/13	vs. Cal State Northridge	5	4	1	6	.500	49	2	0	0	7	2	3	2	5	2	9.5
	TOTALS	**109**	**88**	**16**	**176**	**.409**	**1282**	**32**	**43**	**0**	**218**	**9**	**80**	**14**	**89**	**7**	**169.0**

DATE	OPPONENT	SP	K	E	TA	HIT%	A	SA	SE	RE	DIGS	BS	BA	BE	TOTAL	BHE	PTS
8/24/12	VIRGINIA	3	3	0	4	.750	32	0	2	0	5	1	2	1	3	0	5.0
8/25/12	DENVER	3	0	0	0	.000	27	1	1	0	9	1	3	0	4	0	3.5
8/25/12	RHODE ISLAND	3	1	1	3	.000	31	1	1	0	6	0	1	1	1	0	2.5
8/30/12	at Wichita State	4	3	0	3	1.000	44	1	4	0	17	1	2	0	3	0	6.0
8/31/12	vs. Tennessee	5	7	3	13	.308	49	0	1	0	11	0	4	1	4	0	9.0
9/1/12	vs. BYU	4	1	0	6	.167	35	1	2	0	6	0	0	1	0	0	2.0
9/2/12	OKLAHOMA	4	5	1	11	.364	39	0	3	0	10	1	3	1	4	0	7.5
9/7/12	PEPPERDINE	3	2	0	5	.400	35	1	2	0	7	0	2	0	2	0	4.0
9/8/12	FIU	4	3	1	9	.222	48	1	2	0	8	1	5	1	6	0	7.5
9/9/12	NEW MEXICO STATE	4	4	0	9	.444	44	0	2	0	9	0	9	0	9	0	8.5
9/15/12	UCLA	5	5	1	7	.571	46	1	3	0	6	0	3	0	3	0	7.5
9/20/12	at New Mexico	5	5	0	7	.714	44	0	1	0	12	0	3	1	3	0	6.5
9/27/12	NEVADA	3	1	0	3	.333	36	0	1	0	5	1	0	0	1	0	2.0
9/29/12	SAN DIEGO STATE	3	2	1	5	.200	32	0	0	0	7	0	3	0	3	1	3.5
10/5/12	WYOMING	3	2	1	5	.200	23	0	3	0	12	0	1	0	1	0	2.5
10/11/12	at Fresno State	5	3	0	4	.750	52	0	2	0	12	0	3	0	3	0	4.5
10/14/12	at UNLV	3	2	3	7	-.143	42	1	3	0	5	0	2	0	2	0	4.0
10/18/12	BOISE STATE	3	1	1	3	.000	36	1	5	0	12	0	6	0	6	0	5.0
10/19/12	AIR FORCE	3	2	0	6	.333	30	0	1	0	4	0	7	0	7	0	5.5
10/25/12	at San Diego State	4	4	0	7	.571	47	2	3	0	8	0	0	0	0	0	6.0
10/27/12	at Nevada	3	3	1	6	.333	36	0	2	0	5	1	3	0	4	0	5.5
11/2/12	at Wyoming	3	2	0	5	.400	38	1	0	0	5	0	1	1	1	0	3.5
11/8/12	UNLV	3	4	1	6	.500	36	1	1	0	8	1	1	1	2	1	6.5
11/10/12	FRESNO STATE	4	2	1	6	.167	47	1	3	0	5	0	4	0	4	0	5.0
11/13/12	at Northern Colorado	4	4	1	8	.375	47	1	1	0	13	0	2	0	2	0	6.0
11/15/12	at Air Force	3	5	0	5	1.000	33	0	1	0	7	1	2	1	3	0	7.0
11/17/12	at Boise State	3	3	2	6	.167	38	1	0	0	4	0	3	0	3	0	5.5
11/23/12	NEW MEXICO	4	0	1	5	-.200	41	1	1	0	6	0	2	0	2	0	2.0
11/30/12	vs. Purdue	3	0	1	5	-.200	29	0	2	0	5	0	3	0	3	0	1.5
	TOTALS	**104**	**79**	**21**	**169**	**.343**	**1117**	**17**	**53**	**0**	**229**	**9**	**80**	**10**	**89**	**2**	**145.0**

DATE	OPPONENT	SP	K	E	TA	HIT%	A	SA	SE	RE	DIGS	BS	BA	BE	TOTAL	BHE	PTS
8/26/11	at Arkansas	3	2	0	5	.400	30	0	0	0	9	0	3	0	3	1	3.5
8/27/11	vs. Middle Tennessee	3	3	1	7	.286	32	0	1	0	7	0	4	0	4	2	5.0
8/27/11	vs. McNeese State	3	1	0	3	.333	35	2	2	0	4	0	1	0	1	0	3.5
8/29/11	at Oklahoma	3	1	0	3	.333	32	1	0	0	8	0	0	1	0	0	2.0
9/2/11	NEBRASKA	5	3	0	6	.500	38	2	1	0	8	0	2	1	2	0	6.0
9/3/11	ALBANY	3	2	1	6	.167	37	4	1	0	6	0	0	1	0	0	6.0
9/9/11	WICHITA STATE	4	2	0	3	.667	47	1	1	0	8	0	3	0	3	2	4.5
9/10/11	NORTHERN COLORADO	3	1	0	2	.500	29	1	2	0	9	0	3	0	3	2	3.5
9/16/11	at Denver	4	0	0	5	.000	44	0	2	0	6	0	4	1	4	0	2.0
9/22/11	AIR FORCE	3	1	1	3	.000	36	1	1	0	8	0	2	0	2	0	3.0
9/24/11	BOISE STATE	3	4	0	8	.500	32	2	0	0	4	0	1	0	1	0	6.5
9/29/11	at UNLV	5	2	1	5	.200	60	0	1	0	9	0	6	1	6	2	5.0
10/2/11	at San Diego State	4	3	2	7	.143	46	2	1	0	9	0	1	0	1	0	5.5
10/6/11	SEATTLE	3	5	1	6	.667	33	0	2	0	3	0	3	1	3	0	6.5
10/8/11	at Wyoming	5	6	0	8	.750	66	1	1	0	13	0	5	1	5	0	9.5
10/13/11	NEW MEXICO	3	3	1	7	.286	27	0	1	0	4	0	3	1	3	0	4.5
10/15/11	TCU	3	1	1	2	.000	42	1	1	0	5	0	3	0	3	0	3.5
10/20/11	at Boise State	3	5	0	7	.714	29	2	0	0	9	0	1	1	1	0	7.5
10/22/11	at Air Force	3	3	2	7	.143	20	2	1	0	6	1	4	0	5	0	8.0
10/27/11	SAN DIEGO STATE	3	3	0	5	.600	29	0	1	0	5	0	4	1	4	0	5.0
10/29/11	UNLV	3	2	1	4	.250	36	2	1	0	5	0	4	0	4	0	6.0
11/4/11	WYOMING	3	3	1	6	.333	30	1	2	0	4	0	2	0	2	0	5.0
11/10/11	at TCU	5	3	0	9	.333	49	0	3	0	8	0	2	1	2	1	4.0
11/12/11	at New Mexico	5	2	1	7	.143	51	0	3	0	14	0	3	0	3	0	3.5
11/18/11	vs. Air Force	3	0	0	2	.000	37	1	2	0	4	0	3	1	3	0	2.5
11/19/11	vs. Wyoming	3	0	0	0	.000	32	0	0	0	10	0	2	1	2	0	1.0
11/20/11	vs. UNLV	3	2	0	4	.500	30	0	2	0	13	0	3	0	3	1	3.5
11/26/11	at New Mexico State	4	1	0	2	.500	49	1	2	0	10	1	7	1	8	0	6.5
12/1/11	vs. Oregon	5	2	1	8	.125	49	1	1	0	9	0	8	1	8	0	7.0
12/2/11	at Hawai'i	4	1	1	4	.000	34	1	0	0	8	0	2	0	2	1	3.0
	TOTALS	**107**	**67**	**16**	**151**	**.338**	**1141**	**29**	**36**	**0**	**225**	**2**	**89**	**15**	**91**	**12**	**142.5**

GRACE GORDON

JR • Setter • 5-7
Denver, Colo. (UC-Colorado Springs)

4

UC-COLORADO SPRINGS: Started two years for the Mountain Lions (2012-13)... As a sophomore, appeared in all 27 matches, earning 25 starts... Averaged 9.57 assists per set... Ranked third on the team with 2.39 digs per set... In a three-set loss to Regis (Nov. 1), had a double-double for assists and digs, and added four kills on .571 hitting.

HIGH SCHOOL: Is a 2012 graduate of Grandview High School in Aurora Colo. ... Three-year starter for the Wolves... Helped her team to three conference, region and district championships... Was the 2011 state runner-up... Finished her career with more than 2,600 assists... Two-time captain... As a senior, was the starting setter for the 2011 CHSCA All-State Games... Named to the all-state second team by MaxPreps... Earned all-league honors as a senior... Named to the Denver Post all-state team as a sophomore... Earned three all-city team selections… Played club volleyball for Colorado Volleyball Academy.

PERSONAL: Born Dec. 14, 1993, in Denver, Colo. ... Parents are Bruce and Jan Gordon... Mother was a three-time All-America setter at Pacific... Father played water polo for UCLA... Has a younger sister, Claire, who will be a freshman volleyball player at Metro State this fall... Is a human development and family studies major.

GORDON'S CAREER HIGHS

Kills	5, vs. Black Hills State (11/9/13)
Attacks	16, at Colorado Mines (11/15/13)
Hitting Percentage*	.250 (5-2-12), vs. Black Hills State (11/9/13)
Assists	58, at Chadron State (9/28/13)
Service Aces	3, on three occasions
Digs	15, at Fort Lewis (10/24/13)
Solo Blocks	--
Block Assists	4, at New Mexico Highlands (10/12/13)
Total Blocks	4, at New Mexico Highlands (10/12/13)
Points	6.5, at Regis (11/1/13)

* Minimum of 5 kills

GORDON'S CAREER STATISTICS

SEASON	SP-MP	K	K/S	E	TA	PCT	A	A/S	SA	SA/S	SE	DIG	D/S	RE	BS	BA	TB	B/S	BE	BHE	P	P/S
2012	80-23	2	0.03	2	8	.000	323	4.04	11	0.14	16	170	2.13	1	0	1	1	0.01	0	5	13.5	0.17
2013	100-27	47	0.47	23	206	.117	957	9.57	14	0.14	6	239	2.39	0	0	35	35	0.35	9	10	78.5	0.79
TOTAL	**180-50**	**49**	**0.27**	**25**	**214**	**.112**	**1280**	**7.11**	**25**	**0.14**	**22**	**409**	**2.27**	**1**	**0**	**36**	**36**	**0.20**	**9**	**15**	**92.0**	**0.51**

* All statistics from UC-Colorado Springs

JASMINE HANNA

FR • Outside Hitter • 6-1
Queen Creek, Ariz. (Queen Creek)

6

HIGH SCHOOL: Is a 2014 graduate of Queen Creek High School in Queen Creek, Ariz. … Was a four-year letterwinner… Named a 2013-14 Under Armour Honorable Mention All-America selection, one of 100 ranked athletes in the nation... Also earned All-America honors by MaxPreps... Selected to the Arizona All-State team every season, including to the first team twice... Tabbed as the 2010 Desert Sky Freshman Player of the Year... Earned MaxPreps/AVCA Arizona Player of the Week honors seven times... Earned Soph 79, Junior 50 and Senior Aces honors by PrepVolleyball.com... Finished her career ranked first in school history for career kills and kills per match... As both a junior and senior, ranked second in the state for kills per set and hitting percentage... Was a three-time team MVP and team captain… Played club volleyball for Spiral Volleyball Academy… Named to multiple academic honor rolls in high school.

PERSONAL: Born April 18, 1996, in Mesa, Ariz. ... Raised in Queen Creek, Ariz. ... Parents are Les and Michelle Hanna... Has an older brother, Ryan, who played basketball at Northern Arizona, and a younger brother, Donovan... Has not declared a major.

ALEXANDRA POLETTO

FR • Middle Blocker • 6-3
Toronto, Ontario (De La Salle)

14

HIGH SCHOOL: Is a 2014 graduate of De La Salle College "Oaklands"... Competed for Leaside Volleyball Club, winning a gold medal at the U18 Ontario Provincials and silver medals at the U17 Ontario Provincials and Canadian Nationals... Named a U18 and U17 Provincial All-Star... Competed heavily in beach volleyball, earnin a gold medal at the U21 Canadian Beach Nationals in 2013 and participating in the U19 World Championships in 2014... Member of the U24 Beach Provincial Team in Ontario... In 2011-12, was the youngest member of the Team Ontario U18 team, and was a starter on the Team Ontario U19 National Team Challenge Cup... Earned a gold medal with her beach partner at the 2012 Ontario Summer Games… Was a three-time Signum Fidei Honor Roll honoree.

PERSONAL: Born Aug. 8, 1996, in Toronto, Ontario... Parents are Karen and Darko Poletto... Has two older sisters, Katarina and Maya... Is a health & exercise science major.

MARLEE REYNOLDS

RS SR • Outside Hitter • 6-2
Dalhart, Texas (Dalhart)

15

AWARDS & HONORS:

- Mountain West All-Star Team, third place (2014)
- Coaches' Award - Most Improved/Immediate Impact (2013)
- Academic All-Mountain West (2013, 12, 11)

2013 (JUNIOR): Led the team with 3.06 kills per set, totaling 333 kills on the year… Averaged 0.72 blocks (fourth on the team) and 3.45 points per set (first)… Ranked ninth in the Mountain West for kills and 12th for points… On 18 occasions, tallied double figures for kills, including the final five regular-season matches of the season… Set a career high with 19 kills in a win at Pepperdine (Sept. 7), securing the Rams' tournament championship… At San Diego State (Oct. 19), totaled 18 kills and a career-most seven blocks and 21.5 points… Two nights earlier she helped CSU beat UNLV (Oct. 17) with 16 kills and four blocks… Played in all 109 sets on the season, earning 26 starts… Earned CSU's Coaches' Award, which is given annually by the coaching staff to the player who showed the most improvement… During the 2014 summer, competed in Italy and Croatia with the MW All-Star team, helping the squad to a third-place finish at the Global Challenge… Earned MW Academic All-Conference honors for the third straight year.

2012 (SOPHOMORE): Appeared in 20 matches and played in 39 sets throughout the season, registering 18 kills and 19 blocks... Earned four starts… In the season opener against Virginia (Aug. 24), led all players with seven kills on a career-high .600 hitting, also adding four digs and

REYNOLDS' CAREER HIGHS

Kills	19, at Pepperdine (9/7/13)
Attacks	66, at Utah State (11/2/13)
Hitting Percentage*	.600 (7-1-10), vs. Virginia (8/24/12)
Assists	4, vs. Denver (8/25/12)
Service Aces	--
Digs	5, at Utah State (11/2/13)
Solo Blocks	2, vs. San Diego State (11/27/13)
Block Assists	7, at San Diego State (10/19/13)
Total Blocks	7, at San Diego State (10/19/13)
Points	21.5, at San Diego State (10/19/13)

* Minimum of 5 kills

REYNOLDS' CAREER STATISTICS

SEASON	SP-MP	K	K/S	E	TA	PCT	A	A/S	SA	SA/S	SE	DIG	D/S	RE	BS	BA	TB	B/S	BE	BHE	P	P/S
2010	DNP - Redshirt																					
2011	11-9	9	0.82	4	27	.185	1	0.09	0	0.00	0	0	0.00	0	0	1	1	0.09	0	0	9.5	0.82
2012	39-20	18	0.46	6	48	.250	6	0.15	0	0.00	0	11	0.28	0	1	17	18	0.46	0	2	27.5	0.69
2013	109-30	333	3.06	133	932	.215	2	0.02	0	0.00	0	58	0.53	0	8	70	78	0.72	7	0	376.0	3.45
TOTAL	**159-59**	**360**	**2.26**	**143**	**1007**	**.215**	**9**	**0.06**	**0**	**0.00**	**0**	**69**	**0.43**	**0**	**9**	**88**	**97**	**0.61**	**7**	**2**	**413.0**	**2.60**

four blocks… Was a key part of the Rams' attack in the season-opening tournament (Aug. 24-25), tallying 11 kills and 10 blocks in three wins... Earned Mountain West Academic All-Conference honors.

2011 (FRESHMAN): Recorded nine kills in 11 sets, also tallying a block and an assist... Tallied a season high three kills vs. Air Force (Nov. 18) during the opening round of the Mountain West Championships... Appeared in two sets vs. UNLV (Oct. 29), recording two kills on three attempts... Posted two kills on six attempts (.333 hitting), and one block in her collegiate debut, against McNeese State (Aug. 27)... Named to the Mountain West Academic All-Conference team for her performance in the classroom.

2010 (REDSHIRT): Sat out the 2010 season, using a redshirt.

HIGH SCHOOL: Is a 2010 graduate of Dalhart High School... Named district's offensive player of the year as a senior in 2009... Earned first-team all-district honors three times (2007, 08, 09)... Also earned all-state honors as a junior and senior... Was her team's Offensive Player of the Year in 2008 and 2009, and captain as a senior... Played club volleyball for Advanced Amarillo… Earned four varsity letters in volleyball, four in track & field, and two in basketball… Set a school record in the high jump (5 feet, 6 inches).

PERSONAL: Born July 10, 1992, in Dumas, Texas... Raised in Dalhart, Texas... Daughter of Jimbob and Thedra Reynolds... Has an older sister, Alexandra... Engaged to former CSU center and 2014 second-round NFL Draft pick Weston Richburg (New York Giants)… Graduated in May 2014 with a degree in psychology… Is pursuing a second degree in sociology.

MARLEE REYNOLDS

DATE	OPPONENT	SP	K	E	TA	HIT%	A	SA	SE	RE	DIGS	BS	BA	BE	TOTAL	BHE	PTS
8/30/13	BAYLOR	3	13	2	21	.524	0	0	0	0	1	0	0	0	0	0	13.0
8/31/13	CAL POLY	3	5	4	27	.037	0	0	0	0	1	0	2	0	2	0	6.0
9/3/13	NORTHERN COLORADO	3	9	4	23	.217	0	0	0	0	3	0	1	0	1	0	9.5
9/6/13	vs. Virginia	4	10	4	30	.200	0	0	0	0	2	1	2	1	3	0	12.0
9/7/13	vs. UC Santa Barbara	4	13	4	35	.257	0	0	0	0	2	0	1	2	1	0	13.5
9/7/13	at Pepperdine	4	19	8	45	.244	0	0	0	0	4	0	3	0	3	0	20.5
9/10/13	at Denver	4	15	1	37	.378	0	0	0	0	3	0	1	0	1	0	15.5
9/11/13	MISSOURI STATE	3	6	4	19	.105	0	0	0	0	0	1	1	1	2	0	7.5
9/18/13	WYOMING	3	12	2	29	.345	0	0	0	0	2	0	3	0	3	0	13.5
9/21/13	TEXAS A&M	3	9	4	27	.185	0	0	0	0	0	0	4	0	4	0	11.0
9/26/13	at Air Force	3	8	3	24	.208	0	0	0	0	2	0	2	1	2	0	9.0
9/28/13	at New Mexico	5	12	6	31	.194	0	0	0	0	3	0	4	0	4	0	14.0
10/3/13	at Nevada	4	13	3	22	.455	0	0	0	0	0	0	2	0	2	0	14.0
10/10/13	UTAH STATE	4	7	12	39	-.128	1	0	0	0	4	0	4	0	4	0	9.0
10/12/13	BOISE STATE	3	5	1	11	.364	0	0	0	0	0	0	1	0	1	0	5.5
10/17/13	at UNLV	5	16	4	48	.250	0	0	0	0	4	0	4	0	4	0	18.0
10/19/13	at San Diego State	4	18	4	52	.269	0	0	0	0	3	0	7	0	7	0	21.5
10/24/13	FRESNO STATE	3	7	5	21	.095	0	0	0	0	0	0	2	1	2	0	8.0
10/26/13	SAN JOSÉ STATE	3	15	1	24	.583	0	0	0	0	3	1	2	0	3	0	17.0
10/31/13	at Boise State	3	9	3	23	.261	0	0	0	0	2	1	3	0	4	0	11.5
11/2/13	at Utah State	5	16	11	66	.076	1	0	0	0	5	0	6	0	6	0	19.0
11/5/13	at Wyoming	4	6	3	28	.107	0	0	0	0	1	0	2	0	2	0	7.0
11/9/13	NEVADA	3	11	5	22	.273	0	0	0	0	2	0	1	0	1	0	11.5
11/14/13	NEW MEXICO	4	8	9	32	-.031	0	0	0	0	3	1	1	0	2	0	9.5
11/15/13	AIR FORCE	3	13	5	35	.229	0	0	0	0	4	0	0	0	0	0	13.0
11/21/13	at San José State	3	10	1	25	.360	0	0	0	0	2	1	1	1	2	0	11.5
11/23/13	at Fresno State	3	13	2	32	.344	0	0	0	0	0	0	3	0	3	0	14.5
11/27/13	SAN DIEGO STATE	5	17	7	47	.213	0	0	0	0	2	2	3	0	5	0	20.5
11/29/13	UNLV	3	10	4	25	.240	0	0	0	0	0	0	1	0	1	0	10.5
12/5/13	vs. Cal State Northridge	5	8	7	32	.031	0	0	0	0	0	0	3	0	3	0	9.5
	TOTALS	**109**	**333**	**133**	**932**	**.215**	**2**	**0**	**0**	**0**	**58**	**8**	**70**	**7**	**78**	**0**	**376.0**

DATE	OPPONENT	SP	K	E	TA	HIT%	A	SA	SE	RE	DIGS	BS	BA	BE	TOTAL	BHE	PTS
8/24/12	VIRGINIA	3	7	1	10	.600	1	0	0	0	4	0	4	0	4	0	9.0
8/25/12	DENVER	3	1	2	9	-.111	4	0	0	0	2	1	3	0	4	0	3.5
8/25/12	RHODE ISLAND	2	3	0	7	.429	1	0	0	0	0	0	2	0	2	0	4.0
8/30/12	at Wichita State	3	2	0	3	.667	0	0	0	0	3	0	3	0	3	1	3.5
8/31/12	vs. Tennessee	3	0	0	0	.000	0	0	0	0	0	0	1	0	1	0	0.5
9/1/12	vs. BYU	3	1	0	3	.333	0	0	0	0	2	0	0	0	0	0	1.0
9/2/12	OKLAHOMA	2	0	0	0	.000	0	0	0	0	0	0	1	0	1	0	0.5
9/8/12	FIU	1	0	1	1	-1.000	0	0	0	0	0	0	0	0	0	0	0.0
9/15/12	UCLA	3	0	0	0	.000	0	0	0	0	0	0	0	0	0	0	0.0
9/20/12	at New Mexico	2	1	0	2	.500	0	0	0	0	0	0	0	0	0	0	1.0
9/27/12	NEVADA	1	0	0	1	.000	0	0	0	0	0	0	0	0	0	0	0.0
10/5/12	WYOMING	1	1	0	2	.500	0	0	0	0	0	0	0	0	0	0	1.0
10/11/12	at Fresno State	3	0	2	3	-.667	0	0	0	0	0	0	1	0	1	0	0.5
10/14/12	at UNLV	1	0	0	0	.000	0	0	0	0	0	0	0	0	0	0	0.0
10/18/12	BOISE STATE	2	1	0	3	.333	0	0	0	0	0	0	1	0	1	1	1.5
10/19/12	AIR FORCE	1	0	0	0	.000	0	0	0	0	0	0	0	0	0	0	0.0
10/25/12	at San Diego State	2	0	0	1	.000	0	0	0	0	0	0	0	0	0	0	0.0
11/13/12	at Northern Colorado	1	0	0	1	.000	0	0	0	0	0	0	0	0	0	0	0.0
11/15/12	at Air Force	1	1	0	1	1.000	0	0	0	0	0	0	0	0	0	0	1.0
11/17/12	at Boise State	1	0	0	1	.000	0	0	0	0	0	0	1	0	1	0	0.5
	TOTALS	**39**	**18**	**6**	**48**	**.250**	**6**	**0**	**0**	**0**	**11**	**1**	**17**	**0**	**18**	**2**	**27.5**

DATE	OPPONENT	SP	K	E	TA	HIT%	A	SA	SE	RE	DIGS	BS	BA	BE	TOTAL	BHE	PTS
8/27/11	vs. McNeese State	2	2	0	6	.333	0	0	0	0	0	0	1	0	1	0	2.5
8/29/11	at Oklahoma	1	0	1	1	-1.000	0	0	0	0	0	0	0	0	0	0	0.0
9/3/11	ALBANY	1	1	0	2	.500	0	0	0	0	0	0	0	0	0	0	1.0
9/6/11	SEATTLE	1	0	0	1	.000	0	0	0	0	0	0	0	0	0	0	0.0
10/15/11	TCU	1	1	0	4	.250	1	0	0	0	0	0	0	0	0	0	1.0
10/22/11	at Air Force	1	0	2	4	-.500	0	0	0	0	0	0	0	0	0	0	0.0
10/29/11	UNLV	2	2	0	3	.667	0	0	0	0	0	0	0	0	0	0	2.0
11/18/11	vs. Air Force	1	3	1	6	.333	0	0	0	0	0	0	0	0	0	0	3.0
11/20/11	vs. UNLV	1	0	0	0	.000	0	0	0	0	0	0	0	0	0	0	0.0
	TOTALS	**11**	**9**	**4**	**27**	**.185**	**1**	**0**	**0**	**0**	**0**	**0**	**1**	**0**	**1**	**0**	**9.5**

KELSEY SNIDER

RS SR • Middle Blocker • 6-1
Westminster, Colo. (Pomona)

7

AWARDS & HONORS:

- All-Mountain West Preseson Team (2014)
- Mountain West All-Star Team, third place & All-Tournament Team (2014)
- All-Mountain West (2013)
- Mountain West Academic All-Conference (2013)
- BIP/Global Challenge participant (2013)

2013 (JUNIOR): Earned All-Mountain West honors during her first season as a middle blocker, switching during the offseason from outside hitter… Ranked third on the team for kills (2.60 per set) and second for blocks (1.04)… Hit at a .365 clip, second-highest on the team for players with at least 50 kills and 11th in CSU single-season history… The percentage was fifth-best in the MW and 47th nationally… Her blocks-per-set average ranked 10th in the MW… Recorded 10 or more kills 14 times, including a career-high 18 on .341 hitting at New Mexico (Sept. 28)… In a five-set win at Utah State (Nov. 2), she nearly recorded her first double-double with 14 kills and a career-high nine blocks… Totaled 16 kills and zero errors on a personal-best .762 hitting in CSU's NCAA tournament match vs. Cal State Northridge (Dec. 5), recording kills on her first 12 swings… The figure is a CSU NCAA tournament record and the best overall percentage by a CSU player in a five-set match… Started all 30 matches and played in 108 of 109 sets… Added serving to her game, recording 11 aces… During the 2014 summer, competed in Italy and Croatia with the MW All-Star team, helping the squad to a third-place finish at the Global Challenge… Earned MW Academic All-Conference honors.

2012 (SOPHOMORE): Appeared in 27 of the team's 29 matches, and played in 80 sets... Averaged 1.76 kills and 2.05 points per set... Had the best match

SNIDER'S CAREER HIGHS

Kills	18, at New Mexico (9/28/13)
Attacks	45, vs. UCLA (9/15/12)
Hitting Percentage*	.762 (16-0-21), vs. Cal State Northridge (12/5/13)
Assists	3, vs. UNLV (11/20/11)
Service Aces	2, on five occasions
Digs	5, on two occasions
Solo Blocks	1, on 11 occasions
Block Assists	9, at Utah State (11/2/13)
Total Blocks	9, at Utah State (11/2/13)
Points	20.5, at New Mexico (9/28/13)

* Minimum of 5 kills

SNIDER'S CAREER STATISTICS

SEASON	SP-MP	K	K/S	E	TA	PCT	A	A/S	SA	SA/S	SE	DIG	D/S	RE	BS	BA	TB	B/S	BE	BHE	P	P/S
2010	DNP - Redshirt																					
2011	55-26	65	1.18	29	160	.225	13	0.24	2	0.04	8	16	0.29	0	1	37	38	0.69	5	1	86.5	1.56
2012	80-27	141	1.76	92	458	.107	2	0.03	5	0.06	10	35	0.44	4	7	23	30	0.38	3	1	164.5	2.05
2013	108-30	281	2.60	67	586	.365	4	0.04	13	0.12	18	27	0.25	4	6	106	112	1.04	10	2	353.0	3.27
TOTAL	**243-83**	**487**	**2.00**	**188**	**1204**	**.248**	**19**	**0.08**	**20**	**0.08**	**36**	**78**	**0.32**	**8**	**14**	**166**	**180**	**0.74**	**18**	**4**	**604.0**	**2.49**

of the season against No. 2 UCLA (Sept. 15), when she tallied a then-career-best 15 kills and 15.5 total points... During a five-match period (Sept. 2-Sept. 15), averaged 2.80 kills and 0.60 blocks per set... Saw consistent playing time through the season's first 14 matches, totaling 117 kills in 53 sets (2.21 per set)... Against BYU (Sept. 1), set season highs for service aces (2) and blocks (2)... Competed with the USA/Bring It Promotions Global Challenge Developmental Team in China over the summer, playing six matches against top professional Chinese teams.

2011 (FRESHMAN): Made 11 starts and appeared in 55 sets... Averaged 1.18 kills and 0.69 blocks per set... Was a key factor in CSU's Mountain West Championships opening-round win against Air Force (Nov. 18), recording five kills, including three during an 8-1 run to give the Rams the lead... In the three matches that weekend, totaled 11 kills and 10 blocks... Posted one of her best performances of the season against TCU (Oct. 15), finishing with five kills at a .455 clip... Opened conference action with 11 kills and eight blocks in two matches, including a start vs. Boise State (Sept. 24)... Recorded a then-career-high .538 hitting percentage vs. Air Force (Sept. 22) with seven kills on 13 attempts... Made her collegiate debut at Arkansas (Aug. 26), earning a start... Recorded five kills and three blocks, totaling 6.5 points in the three-set win.

2010 (REDSHIRT): Sat out the 2010 season, using a redshirt.

HIGH SCHOOL: Is a 2010 graduate of Pomona High School in Arvada, Colo. ... Earned two varsity letters in volleyball and two in track & field... Received all-state and all-conference honors in volleyball... Named team MVP and Best Offensive Player as a senior... Named team captain her senior year... Played club volleyball for Juggernaut… Earned four academic letters... Named American Government and World History Student of the Year.

PERSONAL: Born March 13, 1992, in Denver, Colo. ... Raised in Westminster, Colo. … Daughter of John and Debra Snider... Has one older sister, Steffanie... Diagnosed with a heart condition called Wolff-Parkinson-White Syndrome at the age of 14… Caused by an extra electrical circuit in the heart, she experienced irregular and rapid heartbeats which prompted two heart surgeries in order to continue her athletic career… Is spending the 2014 season interning in the volleyball office… Assists director of operations Bri Olmstead and oversees duties such as scheduling, travel and camp… Majoring in health & exercise science at CSU, with a concentration in health promotion.

DATE	OPPONENT	SP	K	E	TA	HIT%	A	SA	SE	RE	DIGS	BS	BA	BE	TOTAL	BHE	PTS
8/30/13	BAYLOR	3	10	1	16	.562	0	0	2	2	1	0	3	0	3	0	11.5
8/31/13	CAL POLY	3	13	1	21	.571	0	2	0	1	0	0	3	1	3	0	16.5
9/3/13	NORTHERN COLORADO	3	5	4	16	.062	0	0	0	0	1	0	6	1	6	0	8.0
9/6/13	vs. Virginia	4	4	4	12	.000	0	2	1	0	4	0	4	0	4	0	8.0
9/7/13	vs. UC Santa Barbara	4	10	1	22	.409	1	0	2	0	5	0	1	1	1	0	10.5
9/7/13	at Pepperdine	4	9	3	19	.316	0	0	1	0	1	0	6	1	6	0	12.0
9/10/13	at Denver	4	10	1	21	.429	0	1	0	0	2	1	1	0	2	0	12.5
9/11/13	MISSOURI STATE	3	6	2	12	.333	0	0	0	0	0	1	4	1	5	0	9.0
9/18/13	WYOMING	3	10	3	23	.304	0	0	1	0	2	0	5	1	5	0	12.5
9/21/13	TEXAS A&M	3	7	3	18	.222	0	0	0	0	1	0	4	0	4	0	9.0
9/26/13	at Air Force	3	8	2	14	.429	1	1	2	0	2	0	3	0	3	0	10.5
9/28/13	at New Mexico	5	18	4	41	.341	0	0	0	0	1	0	5	2	5	0	20.5
10/3/13	at Nevada	4	6	3	13	.231	0	0	0	0	0	1	6	0	7	0	10.0
10/10/13	UTAH STATE	3	1	2	10	-.100	0	0	1	0	0	0	3	0	3	0	2.5
10/12/13	BOISE STATE	3	6	0	11	.545	0	0	0	0	0	0	3	0	3	0	7.5
10/17/13	at UNLV	5	12	3	29	.310	0	0	0	0	0	0	4	1	4	1	14.0
10/19/13	at San Diego State	4	11	3	20	.400	0	0	0	0	0	1	3	0	4	0	13.5
10/24/13	FRESNO STATE	3	7	3	17	.235	0	0	0	0	0	0	3	1	3	0	8.5
10/26/13	SAN JOSÉ STATE	3	8	0	14	.571	0	0	0	0	0	0	3	0	3	0	9.5
10/31/13	at Boise State	3	8	0	13	.615	0	0	0	1	0	0	2	0	2	0	9.0
11/2/13	at Utah State	5	14	5	36	.250	1	1	1	0	1	0	9	0	9	0	19.5
11/5/13	at Wyoming	4	13	3	23	.435	0	0	1	0	2	0	2	0	2	0	14.0
11/9/13	NEVADA	3	8	2	18	.333	0	0	0	0	0	0	2	0	2	0	9.0
11/14/13	NEW MEXICO	4	15	5	29	.345	0	1	3	0	0	0	2	0	2	0	17.0
11/15/13	AIR FORCE	3	6	2	14	.286	0	0	0	0	0	0	2	0	2	0	7.0
11/21/13	at San José State	3	8	3	18	.278	1	2	0	0	0	0	2	0	2	0	11.0
11/23/13	at Fresno State	3	12	1	18	.611	0	0	1	0	1	1	3	0	4	0	14.5
11/27/13	SAN DIEGO STATE	5	12	1	26	.423	0	0	1	0	1	0	4	0	4	1	14.0
11/29/13	UNLV	3	8	2	21	.286	0	1	0	0	0	0	2	0	2	0	10.0
12/5/13	vs. Cal State Northridge	5	16	0	21	.762	0	2	1	0	2	1	6	0	7	0	22.0
	TOTALS	**108**	**281**	**67**	**586**	**.365**	**4**	**13**	**18**	**4**	**27**	**6**	**106**	**10**	**112**	**2**	**353.0**

DATE	OPPONENT	SP	K	E	TA	HIT%	A	SA	SE	RE	DIGS	BS	BA	BE	TOTAL	BHE	PTS
8/24/12	VIRGINIA	3	9	4	22	.227	1	0	0	1	3	0	0	0	0	0	9.0
8/25/12	DENVER	3	6	1	15	.333	0	0	0	0	2	0	1	1	1	0	6.5
8/25/12	RHODE ISLAND	3	7	3	17	.235	0	0	0	0	0	0	2	0	2	0	8.0
8/30/12	at Wichita State	4	9	6	24	.125	0	0	1	2	2	0	1	0	1	0	9.5
8/31/12	vs. Tennessee	5	5	9	29	-.138	0	1	0	0	5	0	3	0	3	0	7.5
9/1/12	vs. BYU	4	5	10	23	-.217	0	2	1	0	3	0	0	0	0	0	7.0
9/2/12	OKLAHOMA	4	11	4	29	.241	0	0	1	0	0	1	1	0	2	0	12.5
9/7/12	PEPPERDINE	3	9	4	23	.217	0	0	1	0	4	0	3	0	3	0	10.5
9/8/12	FIU	4	12	5	35	.200	0	0	1	0	4	1	3	0	4	0	14.5
9/9/12	NEW MEXICO STATE	4	9	6	33	.091	0	2	4	0	3	1	1	1	2	0	12.5
9/15/12	UCLA	5	15	7	45	.178	0	0	1	0	1	0	1	0	1	0	15.5
9/20/12	at New Mexico	5	7	10	34	-.088	1	0	0	0	1	0	2	0	2	0	8.0
9/27/12	NEVADA	3	7	3	20	.200	0	0	0	0	2	1	2	0	3	1	9.0
9/29/12	SAN DIEGO STATE	3	7	3	29	.138	0	0	0	0	0	0	0	0	0	0	7.0
10/5/12	WYOMING	1	1	2	6	-.167	0	0	0	0	0	0	0	0	0	0	1.0
10/11/12	at Fresno State	3	3	4	14	-.071	0	0	0	0	0	0	0	0	0	0	3.0
10/18/12	BOISE STATE	3	1	2	6	-.167	0	0	0	0	0	0	0	0	0	0	1.0
10/19/12	AIR FORCE	2	2	2	6	.000	0	0	0	0	0	0	0	0	0	0	2.0
10/25/12	at San Diego State	4	4	1	11	.273	0	0	0	0	2	1	0	0	1	0	5.0
10/27/12	at Nevada	2	1	1	2	.000	0	0	0	0	0	0	0	0	0	0	1.0
11/8/12	UNLV	2	1	0	4	.250	0	0	0	0	0	0	0	0	0	0	1.0
11/10/12	FRESNO STATE	1	0	0	0	.000	0	0	0	0	0	0	1	0	1	0	0.5
11/15/12	at Air Force	2	2	2	6	.000	0	0	0	0	0	0	1	0	1	0	2.5
11/17/12	at Boise State	1	2	0	4	.500	0	0	0	1	1	0	0	0	0	0	2.0
11/23/12	NEW MEXICO	2	3	0	8	.375	0	0	0	0	0	1	0	0	1	0	4.0
11/30/12	vs. Purdue	2	1	0	4	.250	0	0	0	0	0	1	1	1	2	0	2.5
	TOTALS	**80**	**141**	**92**	**458**	**.107**	**2**	**5**	**10**	**4**	**35**	**7**	**23**	**3**	**30**	**1**	**164.5**

DATE	OPPONENT	SP	K	E	TA	HIT%	A	SA	SE	RE	DIGS	BS	BA	BE	TOTAL	BHE	PTS
8/26/11	at Arkansas	3	5	1	14	.286	2	0	2	0	3	0	3	0	3	0	6.5
8/27/11	vs. Middle Tennessee	3	4	2	9	.222	1	1	0	0	1	0	3	1	3	0	6.5
8/27/11	vs. McNeese State	2	3	1	7	.286	0	0	0	0	2	0	2	0	2	0	4.0
8/29/11	at Oklahoma	3	4	3	13	.077	1	0	1	0	2	1	1	0	2	1	5.5
9/2/11	NEBRASKA	2	1	1	3	.000	0	0	0	0	0	0	0	0	0	0	1.0
9/3/11	ALBANY	1	4	0	7	.571	0	0	1	0	1	0	2	1	2	0	5.0
9/9/11	WICHITA STATE	1	1	0	3	.333	0	0	0	0	0	0	0	0	0	0	1.0
9/16/11	at Denver	1	2	0	2	1.000	0	0	0	0	0	0	0	0	0	0	2.0
9/22/11	AIR FORCE	3	7	0	13	.538	1	0	2	0	1	0	5	0	5	0	9.5
9/24/11	BOISE STATE	3	4	2	9	.222	1	1	2	0	0	0	3	0	3	0	6.5
9/29/11	at UNLV	1	0	1	2	-.500	0	0	0	0	0	0	0	0	0	0	0.0
10/6/11	SEATTLE	1	1	0	1	1.000	0	0	0	0	0	0	0	0	0	0	1.0
10/8/11	at Wyoming	2	2	0	2	1.000	0	0	0	0	0	0	0	0	0	0	2.0
10/13/11	NEW MEXICO	1	0	1	1	-1.000	0	0	0	0	0	0	0	0	0	0	0.0
10/15/11	TCU	3	5	0	11	.455	0	0	0	0	0	0	1	0	1	0	5.5
10/20/11	at Boise State	2	1	1	3	.000	1	0	0	0	0	0	0	0	0	0	1.0
10/22/11	at Air Force	3	4	2	13	.154	1	0	0	0	1	0	2	0	2	0	5.0
10/29/11	UNLV	3	3	1	6	.333	0	0	0	0	1	0	3	0	3	0	4.5
11/4/11	WYOMING	1	0	2	2	-1.000	0	0	0	0	0	0	0	0	0	0	0.0
11/12/11	at New Mexico	1	0	0	5	.000	0	0	0	0	2	0	0	1	0	0	0.0
11/18/11	vs. Air Force	3	5	3	10	.200	0	0	0	0	0	0	1	0	1	0	5.5
11/19/11	vs. Wyoming	2	2	2	4	.000	1	0	0	0	1	0	5	1	5	0	4.5
11/20/11	vs. UNLV	3	4	2	10	.200	3	0	0	0	0	0	4	0	4	0	6.0
11/26/11	at New Mexico State	3	2	3	6	-.167	1	0	0	0	1	0	1	1	1	0	2.5
12/1/11	vs. Oregon	2	1	0	2	.500	0	0	0	0	0	0	0	0	0	0	1.0
12/2/11	at Hawai'i	2	0	1	2	-.500	0	0	0	0	0	0	1	0	1	0	0.5
	TOTALS	**55**	**65**	**29**	**160**	**.225**	**13**	**2**	**8**	**0**	**16**	**1**	**37**	**5**	**38**	**1**	**86.5**

CRYSTAL YOUNG

JR • Setter • 5-11
Clear Lake, Texas (Blinn)

9

BLINN COLLEGE: As a sophomore, led the Buccaneers to the 2013 NJCAA national championship, going 39-3 overall... Earned All-America honors by the NJCAA (first team) and AVCA (second team)... Named the Region XIV Setter of the Year... Set a single-season school record with 1,546 assists (10.96 per set)... Led Blinn with 31 aces (0.22 per set)... In the national title game against Tyler (Nov. 23), posted 47 assists, three kills, eight digs and five blocks in the four-set win... Had a career-high 62 assists against Panola (Nov. 8)... As a freshman in 2012, played in 29 of Blinn's 32 matches... Led the team with 821 assists (8.38 per set) and 21 aces (0.21 per set)... Helped the Buccaneers to a 25-7 mark… Finished her career with 2,367 assists, second-most in school history.

HIGH SCHOOL: Is a 2012 graduate of Clear Brook High School in Houston, Texas... Three-year letterwinner... Earned all-district honors each season, including first team as a senior... Named her district's top setter as a senior after posting 997 assists... Reached the postseason each year, including the regional quarterfinals as a sophomore in 2009… Played club volleyball for the Texas Tornadoes.

PERSONAL: Born Aug. 26, 1994, in Pasadena, Texas... Raised in Clear Lake, Texas... Grandparents are Patsy and Roland Young... Has an older sister, Esperanza... Is a communication studies major.

YOUNG'S CAREER HIGHS

Kills	11, at Navarro College (10/5/12)
Attacks	20, on two occasions
Hitting Percentage*	.833 (5-0-6), vs. Lee College (10/18/13)
Assists	62, vs. Panola College (11/8/13)
Service Aces	4, on two occasions
Digs	20, vs. San Jacinto College (11/9/13)
Solo Blocks	2, vs. Missouri State-West Plains (8/23/13)
Block Assists	5, on two occasions
Total Blocks	6, at Trinity Valley C.C. (10/3/13)
Points	12.0, at Navarro College (10/5/13)

* Minimum of 5 kills

YOUNG'S CAREER STATISTICS

SEASON	SP-MP	K	K/S	E	TA	PCT	A	A/S	SA	SA/S	SE	DIG	D/S	RE	BS	BA	TB	B/S	BE	BHE	P	P/S
2012	98-29	67	0.68	19	182	.264	821	8.38	21	0.21	25	162	1.65	1	3	39	42	0.43	6	9	110.5	1.13
2013	141-38	69	0.49	20	200	.245	1546	10.96	31	0.22	38	304	2.16	1	7	52	59	0.42	17	26	133.0	0.94
TOTAL	**239-67**	**136**	**0.57**	**39**	**382**	**.254**	**2367**	**9.90**	**52**	**0.22**	**63**	**466**	**1.95**	**2**	**10**	**91**	**101**	**0.42**	**23**	**35**	**243.5**	**1.02**

* All statistics from Blinn College

2014 COLORADO STATE RAMS VOLLEYBALL

Back (L-R): Jasmine Hanna (6), Adrianna Culbert (3), Jaliyah Bolden (16), Acacia Andrews (11), Alexandra Poletto (14), Marlee Reynolds (15), Kelsey Snider (7), Sanja Cizmic (10), Kaitlind Bestgen (8)
Front (L-R): Grace Gordon (4), Cassidy Denny (2), Jaime Colaizzi (1), Deedra Foss (18), Crystal Young (9)

BY CLASS

Senior (3)
Deedra Foss
Marlee Reynolds
Kelsey Snider

Junior (5)
Kaitlind Bestgen
Jaime Colaizzi
Adrianna Culbert
Grace Gordon
Crystal Young

Sophomore (2)
Acacia Andrews
Cassidy Denny

Freshman (4)
Jaliyah Bolden
Sanja Cizmic
Jasmine Hanna
Alexandra Poletto

BY POSITION

Defensive Specialist/Libero (3)
Kaitlind Bestgen
Jaime Colaizzi
Cassidy Denny

Middle Blocker (4)
Acacia Andrews
Jaliyah Bolden
Alexandra Poletto
Kelsey Snider

Opposite Hitter (1)
Adrianna Culbert

Outside Hitter (3)
Sanja Cizmic
Jasmine Hanna
Marlee Reynolds

Setter (3)
Deedra Foss
Grace Gordon
Crystal Young

BY STATE/COUNTRY

Arizona (1)
Jasmine Hanna

California (1)
Cassidy Denny

Colorado (4)
Kaitlind Bestgen
Jaime Colaizzi
Grace Gordon
Kelsey Snider

Michigan (1)
Adrianna Culbert

Oklahoma (1)
Acacia Andrews

Texas (3)
Jaliyah Bolden
Marlee Reynolds
Crystal Young

Washington (1)
Deedra Foss

Croatia (1)
Sanja Cizmic

Ontario (1)
Alexandra Poletto

MOUNTAIN
WEST
AIR FORCE
BOISE STATE
COLORADO STATE
FRESNO STATE
NEVADA
NEW MEXICO
SAN DIEGO STATE
SAN JOSÉ STATE
UNLV
UTAH STATE
WYOMING
TheMW.com
MountainWestConference
@MountainWest
YouTube MountainWestConf

2014 SEASON OUTLOOK

Deedra Foss, the 2013 Mountain West Setter of the Year, is poised for big things in 2014. The senior already ranks sixth for career assists, and has several offensive weapons to set to this fall.

A 2014 All-Mountain West Preseason Team selection, Kelsey Snider will lead the Rams' middles. A year ago, her .365 hitting percentage ranked 11th in CSU volleyball history.

Year in and year out, Moby Arena ranks among the highest-attended venues in the sport. In 2013, CSU averaged a program-record 3,283 fans per match, which ranked seventh nationally.

While Head Coach Tom Hilbert and the Colorado State volleyball team are used to having a target on its back, the Rams prefer to fly under the radar, as the they did in 2013, winning a Mountain West-record 27 straight matches en route to a program-best .933 winning percentage during an expected rebuilding season.

The Rams will again be the hunted in 2014, however, returning five starters plus their libero. CSU begins the year ranked No. 18 in the AVCA Division I Coaches' Poll and is the favorite to win the MW championship for the fifth time in the past six years.

"This is nothing new to them," Hilbert said. "We know that we must bring our A game every night, because we're going to get everyone's best shot. It's an honor to be in this position, but we can't be satisfied."

Among the returners are a trio of 2013 All-Mountain West selections, two of which were AVCA Honorable Mention All-Americans a year ago.

Senior Deedra Foss ranks sixth in CSU history for career assists, and is on pace to move into the top three by the end of the season. The MW Setter of the Year earned All-America Honorable Mention honors after finishing in the top 10 nationally for both assists per set and team hitting percentage. She'll set to fellow seniors Kelsey Snider – who earned AVCA All-Region honors after ranking in the top 10 in the MW for hitting percentage and blocks per set – and Marlee Reynolds – who led the team with 3.06 kills per set.

Also on the attack is right-side hitter Adrianna Culbert, a six-rotation starter who earned All-America Honorable Mention status last year as a sophomore. In the back row, libero Jaime Colaizzi will be assisted by returning starter Cassidy Denny, a sophomore, and junior Kaitlind Bestgen. Colaizzi's 445 digs last season were the fourth-most in CSU single-season history.

"We lose a couple key players, but for the most part, we bring back a lot of talent and veteran leadership," Hilbert said. "I really like this team and the potential they have. Defensively, from a ball-handling perspective, we're as good as we've been in a long time."

FRESH FACES FILLING IN

Barring injuries, Foss will continue to set, Colaizzi will again be the team's libero, Snider will line up in the middle and Reynolds and Culbert will attack from the pin positions. A few positions will be up for grabs, however, including Snider's partner in the middle and a couple attackers.

Sophomore Acacia Andrews, who stands at 6-5 and showed promise during her lone start last season, has earned her spot among those in contention for a starting middle blocking position, Hilbert said. Redshirt freshman Jaliyah Bolden, however, is also fighting for that spot – among other positions on the court – as is true freshman and beach gold medalist Alexandra Poletto.

On the left, Hilbert has been impressed with true freshman Sanja Cizmic, and also has options with 2013 Under Armour All-America Honorable Mention Jasmine Hanna.

"I've been really impressed with the three freshmen and the two transfers, and how they've come in and adapted right away," Hilbert said. "They understand what we expect of them, and I believe that all of them have the chance to contribute for us this season."

Last year's team-leader for kills and points, Marlee Reynolds looks to again lead the offensive attack from the left side. A year ago, she had 10 or more kills in a match on 18 occasions.

Sliding into the libero position, Jaime Colaizzi averaged 4.08 digs per set in 2013, the fourth-best performance in program history.

In April, Hilbert added a pair of transfer setters. Crystal Young, who won a national championship at Blinn College, and Grace Gordon, who adds ball-handling depth, are both expected to see the court this season.

On the bench, Luke Murray was named the Rams' new assistant coach. Murray will work primarily with the middle blockers, and brings to Fort Collins a national championship ring from his playing days at Penn State. Jenna Rae Jester joins Hilbert, Murray and associate head coach Brook Coulter as volunteer assistant coach. Jester is familiar with the league, playing for Wyoming from 2007-10.

BEEFED-UP SCHEDULE

CSU built an impressive resume in 2013 but was ousted in the opening round of the NCAA tournament. The players are determined to make a run in the tournament this year, and to help them reach that goal, the Rams strengthened their non-conference schedule, which includes two preseason top-10 opponents and six total teams which are ranked or receiving votes entering the season.

The highlight, no doubt, is a Sept. 6 home contest against 2013 national runner-up Wisconsin. Like the Rams, the Badgers return the majority of last year's lineup, and the matchup is expected to be the first tilt between two top-25 teams at Moby Arena since CSU took down No. 5 Nebraska during the 2011 home opener.

"Our fans appreciate good volleyball, and by bringing in some of the best teams in the United States, it's a great chance for us to showcase the sport of volleyball at Moby Arena," Hilbert said. "I'm excited to see how we stack up against one of the best teams in the country, and to do it in front of one of the best home-court environments in our sport.

Not to be overlooked, however, CSU opens the season against VCU (2013 Atlantic 10 runner-up), Marquette (2013 BIG EAST champion; No. 11 RPI) and UC Santa Barbara (2013 Big West champion).

Over the next week and a half, CSU will play regional rivals Northern Colorado (Sept. 3, Greeley) and Denver (Sept. 9, Fort Collins), in addition to 2013 MEAC champion Florida A&M and Wisconsin of the Big Ten.

The preseason wraps up with back-to-back road tournaments, both posing unique challenges.

In Las Cruces, N.M., CSU will face No. 9 BYU and New Mexico State. Both teams won their respective conference titles and played in the NCAA tournament in 2013, with the Cougars advancing to the Sweet 16 for the second consecutive season. The weekend concludes with an afternoon matchup against former WAC foe UTEP.

The fourth week of the season includes Pepperdine, North Carolina Central and host Pepperdine. The Waves are a perennial NCAA tournament team, advancing to the Elite Eight in 2011, while No. 25 Arizona State was picked to finish fourth in the Pac-12, behind Stanford, Washington and USC – three teams ranked in the top-five nationally in the AVCA preseason poll.

"This is one of the tougher schedules that we've ever had," Hilbert said. "All of our preseason teams are very good and challenging, and I think five or six of them are better than every team we played last year. We could be a .500 team in non-conference and be better than last year."

MOUNTAIN WEST FAVORITES

The five-time defending Mountain West champions are again picked as the favorites to win the conference earning 97 points in the preseason poll. CSU and Hawai'i are the only two teams nationally to win their respective leagues each of the past five seasons.

Make no mistake, however, a sixth-consecutive ring will not come easy.

For one, it's never been done. CSU also won five consecutive regular-season championships from 2000 to 2004, but didn't earn the league's automatic berth again until 2007.

Secondly, the league will be much tougher than it was a year ago, Hilbert believes, when CSU cruised to a 19-1 conference record.

"It's going to be a fight night in and night out," Hilbert said, "which is a good thing, because it means that the league is developing, and it forces us to be at our best every night."

New Mexico is right behind the Rams, earning four of the 11 first-place votes. The Lobos return even more production than CSU does – including Preseason Player of the Year Chantale Riddle – and begins the year receiving top-25 votes.

Utah State – which had CSU on the ropes last year in Lo-

Junior Adrianna Culbert was named to the 2014 All-Mountain West Preseason Team. The 2013 All-MW selection is a six-rotation player with plenty of versatility.

Junior defensive specialist Kaitlind Bestgen was a big part of the Rams' serving game in 2013, and during the spring, even lined up as an outside hitter.

As a true freshman, Cassidy Denny earned 17 starts and ranked second on the team with 22 service aces and third with 2.02 digs per set.

Sophomore Acacia Andrews will compete for a starting position at middle blocker in 2014. At 6-5, she's the tallest player on the roster.

In total, CSU returns five of its six starters from a year ago, plus libero Jaime Colaizzi.

gan, Utah, before CSU staged an epic comeback to win its program-record 21st straight match – was tabbed to finish third in the Mountain West, and returns 10 letterwinners including an all-conference right-side hitter.

Last year's preseason favorite San Diego State was picked to finish fourth, with the top half rounding out with Wyoming and Boise State.

"We play New Mexico on the road pretty early, and I expect New Mexico to be an outstanding team," Hilbert said. "I also expect San Diego State and Utah State to both be very good, and I think (head coach) Chad Callihan at Wyoming is helping them get better."

A WINNING TRADITION

The proud legacy that Colorado State volleyball holds is not taken lightly, and Hilbert believes that it takes a special player to understand her role in a program with such stature.

"These players have a great deal of pressure," said Hilbert, who recently signed a five-year contract extension making him one of the highest-paid volleyball coaches in the country and a 'Ram for life.' "Nobody wants to be on a CSU volleyball team that doesn't make the NCAA tournament. I guarantee you it weighs on them, so we try and talk about it as little as possible. They know the history of this program; they know what goes on here. I guarantee you they're proud to be part of it, but they know that they have a role in it. It's not about, 'I'm good because I was recruited here.' You have to be good and help CSU maintain this legacy."

All-time, the Rams rank among the most decorated programs in NCAA women's volleyball history:

- 19 conference championships, including five straight.
- 19 straight NCAA tournaments, seventh nationally.
- 25 tournament appearances overall, 11th nationally.
- 250 total weeks ranked, 14th nationally.
- 13 AVCA All-America selections, 17th nationally.

"We know that countless players before us have poured their blood, sweat and tears to get CSU volleyball to where it is today, and we want to carry that torch to the next group and continue this winning tradition," Foss said. "As seniors – Kelsey, Marlee and myself – we want to finish our careers at CSU with a fifth ring to fill our hands, and to elevate CSU volleyball to a new level so that the group after us can continue this proud tradition."

2014 MOUNTAIN WEST PRESEASON POLL

Place	Team (First-Place Votes)	Points
1.	Colorado State (7)	97
2.	New Mexico (4)	91
3.	Utah State	81
4.	San Diego State	73
5.	Wyoming	55
6.	Boise State	54
7.	UNLV	50
8.	Fresno State	40
9.	Air Force	31
10.	San José State	21
11.	Nevada	12

2014 MOUNTAIN WEST PRESEASON TEAM

Name	Year	Position	Team
Adrianna Culbert	JR	OPP	CSU
Kelsey Snider	SR	MB	CSU
Chantale Riddle	SR	OPP	New Mexico
Elle Brainard	JR	OPP	Utah State
Erin Kirby	SR	MB	Wyoming
Deedra Foss (setter)	SR	S	CSU
Allison Davies (libero)	SR	L	UNLV

Preseason Player of the Year:
Chantale Riddle, New Mexico

Colorado State Volleyball

2014 SCHEDULE

DATE	OPPONENT	LOCATION	STREAM	TIME (MT)
Aug. 30	**VCU^**	**Fort Collins, Colo.**	**MWN**	**1 p.m.**
Aug. 30	**UC Santa Barbara^**	**Fort Collins, Colo.**	**MWN**	**7:30 p.m.**
Aug. 31	**Marquette^**	**Fort Collins, Colo.**	**MWN**	**1 p.m.**
Sept. 3	at Northern Colorado%	Greeley, Colo.	-	7 p.m.
Sept. 5	**Florida A&M%**	**Fort Collins, Colo.**	**MWN**	**7 p.m.**
Sept. 6	**Wisconsin%**	**Fort Collins, Colo.**	**MWN**	**7 p.m.**
Sept. 9	**Denver**	**Fort Collins, Colo.**	**MWN**	**7 p.m.**
Sept. 12	vs. BYU&	Las Cruces, N.M.	-	11 a.m.
Sept. 12	at New Mexico State&	Las Cruces, N.M.	NMStateSports.com	7 p.m.
Sept. 13	at UTEP&	El Paso, Texas	UTEPAthletics.com	12 p.m.
Sept. 19	at Arizona State$	Tempe, Ariz.	TheSunDevils.com	8 p.m.
Sept. 20	vs. Pepperdine$	Tempe, Ariz.	-	11 a.m.
Sept. 20	vs. North Carolina Central$	Tempe, Ariz.	-	6 p.m.
Sept. 25	at Utah State*	Logan, Utah	MWN	7 p.m.
Sept. 27	at Boise State*	Boise, Idaho	MWN	2 p.m.
Oct. 2	**UNLV***	**Fort Collins, Colo.**	**MWN**	**7 p.m.**
Oct. 4	**San Diego State***	**Fort Collins, Colo.**	**MWN**	**7 p.m.**
Oct. 7	at Wyoming*	Laramie, Wyo.	MWN	7 p.m.
Oct. 11	**Fresno State***	**Fort Collins, Colo.**	**MWN**	**1 p.m.**
Oct. 16	at New Mexico*	Albuquerque, N.M.	MWN	7 p.m.
Oct. 17	at Air Force*	USAFA, Colo.	MWN	6 p.m.
Oct. 23	**Boise State***	**Fort Collins, Colo.**	**MWN**	**7 p.m.**
Oct. 25	**Utah State***	**Fort Collins, Colo.**	**MWN**	**12 p.m.**
Oct. 30	at San Diego State*	San Diego, Calif.	MWN	7 p.m.
Nov. 1	at UNLV*	Las Vegas, Nev.	MWN	8 p.m.
Nov. 6	at Fresno State*	Fresno, Calif.	MWN	8 p.m.
Nov. 13	**Air Force***	**Fort Collins, Colo.**	**MWN**	**7 p.m.**
Nov. 15	**New Mexico***	**Fort Collins, Colo.**	**MWN**	**1 p.m.**
Nov. 19	**San José State***	**Fort Collins, Colo.**	**MWN**	**7 p.m.**
Nov. 22	at Nevada*	Reno, Nev.	MWN	TBA
Nov. 26	**Wyoming***	**Fort Collins, Colo.**	**MWN**	**7 p.m.**
Dec. 4-6	NCAA First/Second Rounds#	TBD	NCAA.com	TBA
Dec. 11-13	NCAA Regionals#	TBD	NCAA.com	TBA
Dec. 18	National Semifinals#	Oklahoma City, Okla.	ESPNU	TBA
Dec. 20	National Championship#	Oklahoma City, Okla.	ESPN2	TBA

Times are Mountain Standard Time (MT)
Home matches are in **BOLD**
Mountain West Network streams (MWN) can be viewed at CSURams.com

^	Rams Volleyball Classic, Presented by UC Health
%	Colorado State/Northern Colorado Classic
&	UTEP/New Mexico State Invitational
$	Residence Inn Challenge
*	Mountain West match
#	NCAA tournament match

VCU

Aug. 30 | 1 p.m. MT | Fort Collins, Colo.

GENERAL INFORMATION

Location: ..... Richmond, Va.
Founded: 1968
Enrollment: 32,000
Nickname: ..... Rams
Colors: ..... Black and Gold
Conference: ..... Atlantic 10
Elevation: 166
Arena (Capacity): ..Verizon Wireless Arena (7,500)
President: ..... Dr. Michael Rao
Director of Athletics: ..... Ed McLaughlin
SWA: ..... Dr. Sofia Hiort-Wright

COACHING STAFF

Head Coach: ..... Jody Rogers
Record at School (Years): 26-8 (1)
Career Record (Years): 432-188 (17)
Assistant Coach: ..... Chad Gatzlaff
Assistant Coach: ..... Tim Doyle
Graduate Assistant: ..... Cheneta Morrison
Director of Operations: .....

TEAM INFORMATION

2013 Record: 26-8
2013 Conf. Record (Place): 11-3 (2nd)
2013 Postseason: ..... N/A
Highest/Final AVCA Ranking: ..... N/A
Letterwinners Returning/Lost: 5/7
Starters Returning/Lost: 6/Libero
Newcomers: 8

MEDIA RELATIONS

Volleyball Contact: ..... Chris Kowalczyk
Email: ..... ckowalczyk@vcu.edu
Office Phone: 804/828-8818
Cell Phone: 330/348-6869
FAX: 804/828-9248
Website: ..... www.VCUathletics.com
Twitter: ..... @VCU_volleyball

CSU VS. VCU

Overall: 1-0
Set Series: 3-2
Streak: ..... CSU, 1
Last Meeting: 2010

UC SANTA BARBARA

Aug. 30 | 7:30 p.m. MT | Fort Collins, Colo.

GENERAL INFORMATION

Location: ..... Santa Barbara, Calif.
Founded: 1944
Enrollment: 20,000
Nickname: ..... Gauchos
Colors: ..... Blue and Gold
Conference: ..... Big West
Elevation: 49
Arena (Capacity): ..... Thunderdome (5,600)
Chanceller: ..... Dr. Henry T. Yang
Director of Athletics: ..... Mark Massari
SWA: ..... Kelly Barsky

COACHING STAFF

Head Coach: ..... Nicole Lantange Welch
Record at School (Years): 18-11 (1)
Career Record (Years): 261-131 (13)
Assistant Head Coach: ..... Kolby O'Donnell
Assistant Coach: ..... Ryan Walthall
Volunteer Assistant Coach: ..... Jon Newton
Director of Operations: .....

TEAM INFORMATION

2013 Record: 18-11
2013 Conf. Record (Place): 13-3 (T-1st)
2013 Postseason: ..... NCAA First Round
Highest/Final AVCA Ranking: ..... N/A
Letterwinners Returning/Lost: 12/3
Starters Returning/Lost: ..... 5/1+Libero
Newcomers: 6

MEDIA RELATIONS

Volleyball Contact: ..... Mitchell Clements
Email: ...mitchell.clements@athletics.ucsb.edu
Office Phone: 805/893-8603
Cell Phone: .....
FAX: 805/893-4537
Website: ..... www.UCSBGauchos.com
Twitter: ..... @UCSB_volleyball

CSU VS. UC SANTA BARBARA

Overall: 2-3
Set Series: 6-7
Streak: ..... CSU, 2
Last Meeting: 2013

MARQUETTE

Aug. 31 | 1 p.m. MT | Fort Collins, Colo.

GENERAL INFORMATION

Location: ..... Milwaukee, Wis.
Founded: 1881
Enrollment: 12,000
Nickname: ..... Golden Eagles
Colors: ..... Blue and Gold
Conference: ..... BIG EAST
Elevation: 617
Arena (Capacity): Al McGuire Center (4,000)
President: ..... Dr. Michael A. Lovell
Director of Athletics: ..... Bill Cords
SWA: ..... Sarah Bobert

COACHING STAFF

Head Coach: ..... Ryan Theis
Record at School (Years): ..... 0-0 (N/A)
Career Record (Years): 144-54 (6)
Associate Head Coach: ... Erich Hinterstocker
Assistant Coach: ..... Meghan Keck
Volunteer Assistant Coach: ... James Sackley
Director of Operations: ..... Chris Nook

TEAM INFORMATION

2013 Record: 26-6
2013 Conf. Record (Place): 15-1 (1st)
2013 Postseason: ..... NCAA Second Round
Highest/Final AVCA Ranking: 22/23
Letterwinners Returning/Lost: 10/5
Starters Returning/Lost: ..... 5/1+Libero
Newcomers: 5

MEDIA RELATIONS

Volleyball Contact: ..... Mike Wittliff
Email: ..... michael.wittliff@marquette.edu
Office Phone: 414/288-7447
Cell Phone: 414/708-3959
FAX: 414/288-6519
Website: ..... www.GoMarquette.com
Twitter: ..... @MarquetteVB

CSU VS. MARQUETTE

Overall: 0-0
Set Series: 0-0
Streak: ..... N/A
Last Meeting: ..... N/A

NORTHERN COLORADO

Sept. 3 | 7 p.m. MT | Greeley, Colo.

GENERAL INFORMATION

Location: ....Greeley, Colo.
Founded: 1889
Enrollment: 9,710
Nickname: .... Bears
Colors: .... Blue and Gold
Conference: .... Big Sky
Elevation: 4,860
Arena (Capacity): ..Butler-Hancock Sports Pavillion (2,977)
President: ....Kay Norton
Director of Athletics: .... Darren Dunn
SWA: .... Sarah Adams

COACHING STAFF

Head Coach: .... Lyndsey Oates
Record at School (Years): 159-118 (9)
Career Record (Years): .... Same
Associate Head Coach: ....Jenny Glenn
Assistant Coach: .... Sue Webber
Volunteer Assistant Coach: .... John Forster
Director of Operations: .... Heather Hargadine

TEAM INFORMATION

2013 Record: 14-17
2013 Conf. Record (Place): 10-10 (T-6th)
2013 Postseason: .... N/A
Highest/Final AVCA Ranking: .... N/A
Letterwinners Returning/Lost: 8/3
Starters Returning/Lost: .... 5/1+Libero
Newcomers: 6

MEDIA RELATIONS

Volleyball Contact: ....Ryan Pfeifer
Email: ....ryan.pfeifer@unco.edu
Office Phone: 970/351-3645
Cell Phone: 720/290-8886
FAX: 970/351-2018
Website: .... www.UNCBears.com
Twitter:....@UNCBearsVB

CSU VS. NORTHERN COLORADO

Overall: 18-6
Set Series: 55-28
Streak: .... CSU, 13
Last Meeting: 2013

FLORIDA A&M

Sept. 5 | 7 p.m. MT | Fort Collins, Colo.

GENERAL INFORMATION

Location: ....Tallahassee, Fla.
Founded: 1887
Enrollment: 10,500
Nickname: .... Lady Rattlers
Colors: ....Orange and Green
Conference: .... Mid-Eastern Athletic
Elevation: 203
Arena (Capacity): ..Al Lawson Center (8,100)
President: ....Dr. Elmira Mangum
Director of Athletics: .... Kellen Winslow
SWA: ....

COACHING STAFF

Head Coach: ....Tony Trifonov
Record at School (Years): 280-159 (15)
Career Record (Years): .... Same
Assistant Coach: ....
Assistant Coach: ....
Volunteer Assistant Coach: ....
Director of Operations: ....

TEAM INFORMATION

2013 Record: 15-8
2013 Conf. Record (Place): 10-0 (1st)
2013 Postseason: .... N/A
Highest/Final AVCA Ranking: .... N/A
Letterwinners Returning/Lost: 7/3
Starters Returning/Lost: .... 4+Libero/2
Newcomers: ....

MEDIA RELATIONS

Volleyball Contact: ....Alvin Hollins
Email: .... alvin.hollins@famu.edu
Office Phone: 850/599-3736
Cell Phone: 850/591-7690
FAX: 850/599-3206
Website: ....www.FAMUathletics.com
Twitter:....@FAMUvolleyball

CSU VS. FLORDIA A&M

Overall: 2-0
Set Series: 6-2
Streak: .... CSU, 2
Last Meeting: 2005

WISCONSIN

Sept. 6 | 7 p.m. MT | Fort Collins, Colo.

GENERAL INFORMATION

Location: ....Madison, Wis.
Founded: 1848
Enrollment: 29,504
Nickname: .... Badgers
Colors: .... Cardinal and White
Conference: ....Big Ten
Elevation: 873
Arena (Capacity): ..Wisconsin Field House (6,012)
Chancellor: .... Rebecca Blank
Director of Athletics: .... Barry Alvarez
SWA: ....Terry Gawlik

COACHING STAFF

Head Coach: ....Kelly Sheffield
Record at School (Years): 28-10 (1)
Career Record (Years): 301-122 (13)
Assistant Coach: .... Brittany Dildine
Assistant Coach: ....Gary White
Volunteer Assistant Coach: .... Matt Girouard
Director of Operations: .... Jessica Yanz

TEAM INFORMATION

2013 Record: 28-10
2013 Conf. Record (Place): 12-8 (T-4th)
2013 Postseason: .... NCAA Runner-Up
Highest/Final AVCA Ranking: 2/2
Letterwinners Returning/Lost: 12/3
Starters Returning/Lost: 6/Libero
Newcomers: 3

MEDIA RELATIONS

Volleyball Contact: .... Diane K. Nordstrom
Email: .... dkn@athletics.wisc.edu
Office Phone: 608/262-9024
Cell Phone: 608/658-3644
FAX: 608/262-8184
Website: ....UWBadgers.com
Twitter:....@BadgerVBall

CSU VS. WISCONSIN

Overall: 1-0
Set Series: 3-0
Streak: .... CSU, 1
Last Meeting: 1986

DENVER

Sept. 9 | 7 p.m. MT | Fort Collins, Colo.

GENERAL INFORMATION

Location: ..... Denver, Colo.
Founded: 1864
Enrollment: 11,656
Nickname: ..... Pioneers
Colors: .....Crimson and Gold
Conference: .....The Summit League
Elevation: 5,130
Arena (Capacity): ..Hamilton Gymnasium (2,500)
Chancellor: .....Rebecca Chopp
Director of Athletics: .... Peg Bradley-Doppes
SWA: ..... Cindi Nagai

COACHING STAFF

Head Coach: .....Jesse Mahoney
Record at School (Years): 34-26 (2)
Career Record (Years): ..... Same
Assistant Coach: ..... Tom Hogan
Assistant Coach: .....Katelin Batten
Volunteer Assistant Coach: .. Eduardo Fiallos
Director of Operations: .....

TEAM INFORMATION

2013 Record: 17-13
2013 Conf. Record (Place): 10-4 (2nd)
2013 Postseason: ..... N/A
Highest/Final AVCA Ranking: ..... N/A
Letterwinners Returning/Lost: 6/9
Starters Returning/Lost: ..... 3+Libero/3
Newcomers: 7

MEDIA RELATIONS

Volleyball Contact: .....Laurel Foster
Email: ..... laurel.foster@du.edu
Office Phone: 408/515-5035
Cell Phone: .....
FAX: .....
Website: .....www.DenverPioneers.com
Twitter:..... @DU_volleyball

CSU VS. DENVER

Overall: 16-2
Set Series: 48-9
Streak: ..... CSU, 2
Last Meeting: 2013

BYU

Sept. 12 | 11 a.m. MT | Las Cruces, N.M.

GENERAL INFORMATION

Location: .....Provo, Utah
Founded: 1875
Enrollment: 33,278
Nickname: ..... Cougars
Colors: ..... Dark Blue and White
Conference: ..... West Coast
Elevation: 4,553
Arena (Capacity): . Smith Fieldhouse (5,000)
President: ..... Kevin J. Worthen
Director of Athletics: ..... Tom Holmoe
SWA: .....Janie Penfield-Rasmussen

COACHING STAFF

Head Coach: .....Shawn Olmstead
Record at School (Years): 73-20 (3)
Career Record (Years): ..... Same
Assistant Coach: ..... Heather Olmstead
Assistant Coach: ..... David Hyte
Technical Assistant: .....Giuseppe Vinci
Director of Operations: .....

TEAM INFORMATION

2013 Record: 24-7
2013 Conf. Record (Place): 15-3 (2nd)
2013 Postseason: ..NCAA Regional Semifinal
Highest/Final AVCA Ranking: 13/13
Letterwinners Returning/Lost: 10/6
Starters Returning/Lost: ..... 5+Libero/1
Newcomers: 5

MEDIA RELATIONS

Volleyball Contact: .....Royce Hinton
Email: ..... wvolleyball_sid@byu.edu
Office Phone: 801/422-8999
Cell Phone: 801/602-4155
FAX: 801/422-0633
Website: ..... www.BYUCougars.com
Twitter:.....@BYUwvolleyball

CSU VS. BYU

Overall: 26-46-1
Set Series: 120-158
Streak: ..... BYU, 1
Last Meeting: 2012

NEW MEXICO STATE

Sept. 12 | 7 p.m. MT | Las Cruces, N.M.

GENERAL INFORMATION

Location: ..... Las Cruces, N.M.
Founded: 1888
Enrollment: 16,428
Nickname: .....Aggies
Colors: ..... Crimson and White
Conference: ..... Western Athletic
Elevation: 4,000
Arena (Capacity): ..Pan America Center (12,482)
President: .....Dr. Garrey Carruthers
Director of Athletics: .... Dr. McKinley Boston
SWA: .....TBA

COACHING STAFF

Head Coach: .....Mike Jordan
Record at School (Years): 352-160 (16)
Career Record (Years): ..... Same
Assistant Coach: .....Ben Wallis
Assistant Coach: .....Keith Rubio
Volunteer Assistant Coach: .....
Director of Operations: ..... Tricia Wright

TEAM INFORMATION

2013 Record: 22-11
2013 Conf. Record (Place): 14-2 (1st)
2013 Postseason: .....NCAA First Round
Highest/Final AVCA Ranking: ..... N/A
Letterwinners Returning/Lost: 4/4
Starters Returning/Lost: ..... 4/2+Libero
Newcomers: 6

MEDIA RELATIONS

Volleyball Contact: .....Eddie Morelos
Email: .....emorelos@nmsu.edu
Office Phone: 575/646-1885
Cell Phone: 575/642-5746
FAX: 575/646-2099
Website: ..... www.NMStateSports.com
Twitter:.....@NMStateAggies

CSU VS. NEW MEXICO STATE

Overall: 20-10
Set Series: 67-43
Streak: ..... CSU, 2
Last Meeting: 2012

UTEP

Sept. 13 | 12 p.m. MT | El Paso, Texas

GENERAL INFORMATION

Location: ..... El Paso, Texas
Founded: 1914
Enrollment: 23,003
Nickname: ..... Miners
Colors: ..... Dark Blue and Orange
Conference: ..... Conference USA
Elevation: 3,740
Arena (Capacity): ..... Memorial Gym (5,000)
President: ..... Dr. Diana Natalicio
Director of Athletics: ..... Bob Stull
SWA: ..... Julie Levesque

COACHING STAFF

Head Coach: ..... Holly Watts
Record at School (Years): 14-16 (1)
Career Record (Years): ..... Same
Assistant Coach: ..... Julie Allen
Assistant Coach: ..... Nels Rydberg
Volunteer Assistant Coach: .....
Director of Operations: .....

TEAM INFORMATION

2013 Record: 14-16
2013 Conf. Record (Place): 7-7 (9th)
2013 Postseason: ..... N/A
Highest/Final AVCA Ranking: ..... N/A
Letterwinners Returning/Lost: 7/4
Starters Returning/Lost: ..... 3/3+Libero
Newcomers: 5

MEDIA RELATIONS

Volleyball Contact: ..... Audrey Westcott
Email: ..... anwestcott@utep.edu
Office Phone: 915/747-6451
Cell Phone: 915/490-1425
FAX: 915/747-5444
Website: ..... www.UTEPAthletics.com
Twitter: ..... @UTEP_VB

CSU VS. UTEP

Overall: 16-3
Set Series: 50-12
Streak: ..... CSU, 13
Last Meeting: 1997

ARIZONA STATE

Sept. 19 | 8 p.m. MT | Tempe, Ariz.

GENERAL INFORMATION

Location: ..... Tempe, Ariz.
Founded: 1885
Enrollment: 76,771
Nickname: ..... Sun Devils
Colors: ..... Maroon and Gold
Conference: Pac-12
Elevation: 1,140
Arena (Capacity): .. Wells Fargo Arena (10,734)
President: ..... Dr. Michael Crow
Vice President of Athletics: .... Ray Anderson
SWA: ..... Dawn Rogers

COACHING STAFF

Head Coach: ..... Jason Watson
Record at School (Years): 87-103 (6)
Career Record (Years): 161-121 (9)
Associate Head Coach: .. Linda Hampton-Keith
Assistant Coach: ..... Sammi Stuart
Volunteer Assistant Coach: ..... James Felton
Director of Operations: ..... Jackie Bunker

TEAM INFORMATION

2013 Record: 19-14
2013 Conf. Record (Place): 8-12 (9th)
2013 Postseason: ..... NCAA First Round
Highest/Final AVCA Ranking: ..... N/A
Letterwinners Returning/Lost: 12/4
Starters Returning/Lost: 6/Libero
Newcomers: 3

MEDIA RELATIONS

Volleyball Contact: ..... Kathryn Roberts
Email: ..... kathrynroberts47@asu.edu
Office Phone: 480/965-1237
Cell Phone: 310/210-4485
FAX: .....
Website: ..... www.TheSunDevils.com
Twitter: ..... @SunDevilVB

CSU VS. ARIZONA STATE

Overall: 0-10
Set Series: 5-26
Streak: ..... ASU, 10
Last Meeting: 1992

PEPPERDINE

Sept. 20 | 11 a.m. MT | Tempe, Ariz.

GENERAL INFORMATION

Location: ..... Malibu, Calif.
Founded: 1937
Enrollment: 8,000
Nickname: ..... Waves
Colors: ..... Blue, Orange and White
Conference: ..... West Coast
Elevation: 105
Arena (Capacity): .. Firestone Feildhouse (3,104)
President: ..... Andrew K. Benton
Director of Athletics: ..... Dr. Steve Potts
SWA: ..... Karina Herold

COACHING STAFF

Head Coach: ..... Troy Tanner
Record at School (Years): ..... 0-0 (N/A)
Career Record (Years): ..... Same
Assistant Coach: ..... Alex Dunphy
Assistant Coach: ..... Kyle Luongo
Volunteer Assistant Coach: .. Shay Goulding Meurer
Director of Operations: .....

TEAM INFORMATION

2013 Record: 15-11
2013 Conf. Record (Place): 9-9 (T-4th)
2013 Postseason: ..... N/A
Highest/Final AVCA Ranking: ..... N/A
Letterwinners Returning/Lost: 8/5
Starters Returning/Lost: ..... 4+Libero/2
Newcomers: 6

MEDIA RELATIONS

Volleyball Contact: ..... Dena Meiste
Email: ..... dena.meiste@pepperdine.edu
Office Phone: 310/506-4160
Cell Phone: 616/886-7689
FAX: 310/506-7459
Website: ..... www.PepperdineSports.com
Twitter: ..... @PepperdineWVB

CSU VS. PEPPERDINE

Overall: 6-6
Set Series: 20-23
Streak: ..... CSU, 2
Last Meeting: 2013

NORTH CAROLINA CENTRAL

Sept. 20 | 6 p.m. MT | Tempe, Ariz.

GENERAL INFORMATION

Location: ..... Durham, N.C.
Founded: 1910
Enrollment: 8,155
Nickname: ..... Eagles
Colors: ..... Maroon and Gray
Conference: ..... Mid-Eastern Athletic
Elevation: 404
Arena (Capacity): .. McDougald-McLendon Gymnasium (3,056)
Chancellor: ..... Dr. Debra Saunders-White
Director of Athletics: .. Ingrid Wicker-McCree
SWA: ..... Etienne Thomas

COACHING STAFF

Head Coach: ..... Nicki Holmes
Record at School (Years): ..... 0-0 (N/A)
Career Record (Years): ..... Same
Assistant Coach: ..... Darlene Mitchell
Assistant Coach: .....
Graduate Assistant: ..... Lorelle Schaub
Director of Operations: .....

TEAM INFORMATION

2013 Record: 3-25
2013 Conf. Record (Place): 3-7 (11th)
2013 Postseason: ..... N/A
Highest/Final AVCA Ranking: ..... N/A
Letterwinners Returning/Lost: 8/4
Starters Returning/Lost: ..... 4+Libero/2
Newcomers: 5

MEDIA RELATIONS

Volleyball Contact: ..... Andrea Wheeler
Email: ..... andrea.wheeler@nccu.edu
Office Phone: 919/530-6892
Cell Phone: 919/428-8099
FAX: .....
Website: ..... www.NCCUEaglePride.com
Twitter: ..... @NCCUvolleyball

CSU VS. NORTH CAROLINA CENTRAL

Overall: 0-0
Set Series: 0-0
Streak: ..... N/A
Last Meeting: ..... N/A

UTAH STATE

Sept. 25 | 7 p.m. MT | Logan, Utah
Oct. 25 | 12 p.m. MT | Fort Collins, Colo.

GENERAL INFORMATION

Location: ..... Logan, Utah
Founded: 1888
Enrollment: 27,812
Nickname: ..... Aggies
Colors: ... Navy Blue, White and Pewter Grey
Conference: ..... Mountain West
Elevation: 4,534
Arena (Capacity): .. Wayne Estes Center (1,400)
President: ..... Dr. Stan Albrecht
Director of Athletics: ..... Scott Barnes
SWA: ..... Jana Doggett

COACHING STAFF

Head Coach: ..... Grayson DuBose
Record at School (Years): 133-109 (8)
Career Record (Years): ..... Same
Associate Coach: ..... Jeremiah Larsen
Assistant Coach: ..... Taubi Neves
Volunteer Assistant Coach: ..... Craig Choate
Director of Operations: .....

TEAM INFORMATION

2013 Record: 20-11
2013 Conf. Record (Place): 13-7 (3rd)
2013 Postseason: ..... N/A
Highest/Final AVCA Ranking: ..... N/A
Letterwinners Returning/Lost: 10/2
Starters Returning/Lost: ..... 4+Libero/2
Newcomers: 3

MEDIA RELATIONS

Volleyball Contact: ..... Zach Fisher
Email: ..... zach.fisher@usu.edu
Office Phone: 435/797-2066
Cell Phone: 435/213-0318
FAX: 435/797-2615
Website: ..... www.UtahStateAggies.com
Twitter: ..... @USUvolleyball

CSU VS. UTAH STATE

Overall: 19-14
Set Series: 60-50
Streak: ..... CSU, 18
Last Meeting: 2013

BOISE STATE

Sept. 27 | 2 p.m. MT | Boise, Idaho
Oct. 23 | 7 p.m. MT | Fort Collins, Colo.

GENERAL INFORMATION

Location: ..... Boise, Idaho
Founded: 1932
Enrollment: 22,003
Nickname: ..... Broncos
Colors: ..... Blue and Orange
Conference: ..... Mountain West
Elevation: 2,704
Arena (Capacity): ..... Bronco Gym (1,350)
President: ..... Dr. Robert W. Kustra
Director of Athletics: ..... Mark Coyle
SWA: ..... Christina VanTol

COACHING STAFF

Head Coach: ..... Shawn Garus
Record at School (Years): 76-80 (5)
Career Record (Years): 191-200 (13)
Assistant Coach: ..... Candy Murphy
Assistant Coach: ..... Breann Crowell
Volunteer Assistant Coach: .....
Director of Operations: .....

TEAM INFORMATION

2013 Record: 14-6
2013 Conf. Record (Place): 8-12 (8th)
2013 Postseason: ..... N/A
Highest/Final AVCA Ranking: ..... N/A
Letterwinners Returning/Lost: 8/4
Starters Returning/Lost: ..... 4+Libero/2
Newcomers: 3

MEDIA RELATIONS

Volleyball Contact: ..... Doug Link
Email: ..... dlink@boisestate.edu
Office Phone: 208/426-1027
Cell Phone: 208/861-2796
FAX: 208/426-1778
Website: ..... www.BroncoSports.com
Twitter: ..... @BroncoSportsVB

CSU VS. BOISE STATE

Overall: 8-0
Set Series: 24-0
Streak: ..... CSU, 8
Last Meeting: 2013

UNLV

Oct. 2 | 7 p.m. MT | Fort Collins, Colo.
Nov. 1 | 8 p.m. MT | Las Vegas, Nev.

GENERAL INFORMATION

Location: ..... Las Vegas, Nev.
Founded: 1957
Enrollment: 28,000
Nickname: .....Rebels
Colors: ..... Scarlet and Gray
Conference: ..... Mountain West
Elevation: 2,030
Arena (Capacity): ..... Cox Pavilion (2,452)
President: ..... Donald Snyder
Director of Athletics: .... Tina Kunzer-Murphy
SWA: ..... Lisa Kelleher

COACHING STAFF

Head Coach: .....Cindy Fredrick
Record at School (Years): 48-42 (3)
Career Record (Years): 458-376 (26)
Assistant Coach: .. Mashallah Farokhmanesh
Assistant Coach: .....Russ Friedland
Volunteer Assistant Coach: .. Amber Brooks-Lefevers
Director of Operations: .....Sara Doty

TEAM INFORMATION

2013 Record: 16-14
2013 Conf. Record (Place): 11-9 (T-4th)
2013 Postseason: ..... N/A
Highest/Final AVCA Ranking: ..... N/A
Letterwinners Returning/Lost: 9/4
Starters Returning/Lost: .....3+Libero/3
Newcomers: 6

MEDIA RELATIONS

Volleyball Contact: ..... Jeffrey Seals
Email: .....jeff.seals@unlv.edu
Office Phone: 702/895-3134
Cell Phone: 702/683-8050
FAX: 702/895-0989
Website: ..... www.UNLVRebels.com
Twitter:.....@UNLVvball

CSU VS. UNLV

Overall: 33-6
Set Series: 105-32
Streak: ..... CSU, 12
Last Meeting: 2013

SAN DIEGO STATE

Oct. 4 | 7 p.m. MT | Fort Collins, Colo.
Oct. 30 | 7 p.m. MT | San Diego, Calif.

GENERAL INFORMATION

Location: ..... San Diego, Calif.
Founded: 1897
Enrollment: 33,726
Nickname: .....Aztecs
Colors: ..... Scarlet and Black
Conference: ..... Mountain West
Elevation: 446
Arena (Capacity): ..... Peterson Gym (2,000)
President: .....Dr. Elliot Hirshman
Director of Athletics: ..... Jim Sterk
SWA: ..... Jenny Bramer

COACHING STAFF

Head Coach: .....Deitre Collins-Parker
Record at School (Years): 92-63 (5)
Career Record (Years): 249-254 (18)
Assistant Coach: .....Kevin Campbell
Assistant Coach: .....Melanie Greene
Volunteer Assistant Coach: .....
Director of Operations: .....Julie Parker

TEAM INFORMATION

2013 Record: 16-14
2013 Conf. Record (Place): 11-9 (T-4th)
2013 Postseason: ..... N/A
Highest/Final AVCA Ranking: ..... N/A
Letterwinners Returning/Lost: 6/9
Starters Returning/Lost: ..... 2/4+Libero
Newcomers: 6

MEDIA RELATIONS

Volleyball Contact: ..... Dave Kuhn
Email: ..... dkuhn@mail.sdsu.edu
Office Phone: 619/594-5242
Cell Phone: 619/957-8371
FAX: .....
Website: .....www.GoAztecs.com
Twitter:.....@SDSUvolleyball

CSU VS. SAN DIEGO STATE

Overall: 34-16
Set Series: 92-68
Streak: .....SDSU, 1
Last Meeting: 2013

WYOMING

Oct. 7 | 7 p.m. MT | Laramie, Wyo.
Nov. 26 | 7 p.m. MT | Fort Collins, Colo.

GENERAL INFORMATION

Location: ..... Laramie, Wyo.
Founded: 1886
Enrollment: 13,992
Nickname: ..... Cowgirls
Colors: .....Brown and Gold
Conference: ..... Mountain West
Elevation: 7,165
Arena (Capacity): .. UniWyo Sports Complex (1,200)
President: .....Dr. Richard McGinity
Director of Athletics: .....Tom Burman
SWA: ..... Julie Manning

COACHING STAFF

Head Coach: .....Chad Callihan
Record at School (Years): 21-13 (1)
Career Record (Years): 248-148 (12)
Assistant Coach: .....Kristin Belzung
Assistant Coach: ..... Dan Georgalas
Volunteer Assistant Coach: .....
Director of Operations: ..... Elizabeth Shuyler

TEAM INFORMATION

2013 Record: 21-13
2013 Conf. Record (Place): 11-9 (T-4th)
2013 Postseason: ..... N/A
Highest/Final AVCA Ranking: ..... N/A
Letterwinners Returning/Lost: 9/5
Starters Returning/Lost: ..... 4/2+Libero
Newcomers: 8

MEDIA RELATIONS

Volleyball Contact: ..... Amy Dambro
Email: ..... montross@uwo.edu
Office Phone: 307/766-2269
Cell Phone: 307/760-1736
FAX: 307/766-2346
Website: .....www.GoWyo.com
Twitter:.....@Wyo_Volleyball

CSU VS. WYOMING

Overall: 57-19
Set Series: 188-89
Streak: ..... CSU, 6
Last Meeting: 2013

FRESNO STATE

Oct. 11 | 1 p.m. MT | Fort Colins, Colo.
Nov. 6 | 8 p.m. MT | Fresno, Calif.

GENERAL INFORMATION

Location: ....Fresno, Calif.
Founded: 1911
Enrollment: 23,060
Nickname: .... Bulldogs
Colors: .... Red and Blue
Conference: .... Mountain West
Elevation: 308
Arena (Capacity): ..Save Mart Center (3,333)
President: .... Dr. Joseph I. Castro
Director of Athletics: .... Thomas C. Boeh
SWA: .... Michael Boele

COACHING STAFF

Head Coach: ....Lauren Netherby-Sewell
Record at School (Years): 83-93 (6)
Career Record (Years): 126-112 (8)
Assistant Coach: .... Mallori Gibson
Assistant Coach: ....Joe Skinner
Volunteer Assistant Coach: .... Hunter Knight
Director of Operations: ....

TEAM INFORMATION

2013 Record: 17-15
2013 Conf. Record (Place): 11-9 (T-4th)
2013 Postseason: .... N/A
Highest/Final AVCA Ranking: .... N/A
Letterwinners Returning/Lost: 8/5
Starters Returning/Lost: .... 3+Libero/3
Newcomers: 6

MEDIA RELATIONS

Volleyball Contact: ....Geoff Thuner
Email: .... gthurner@csufresno.edu
Office Phone: 559/278-7301
Cell Phone: 559/389-1954
FAX: ....
Website: .... www.GoBulldogs.com
Twitter: ....@FresnoStateVB

CSU VS. FRESNO STATE

Overall: 8-9
Set Series: 34-26
Streak: .... CSU, 3
Last Meeting: 2013

NEW MEXICO

Oct. 16 | 7 p.m. MT | Albuquerque, N.M.
Nov. 15 | 1 p.m. MT | Fort Collins, Colo.

GENERAL INFORMATION

Location: ....Albuquerque, N.M.
Founded: 1889
Enrollment: 28,500
Nickname: .... Lobos
Colors: ....Cherry and Silver
Conference: .... Mountain West
Elevation: 5,312
Arena (Capacity): ....Johnson Center (5,864)
President: .... Dr. Robert Frank
Vice President for Athletics: .... Paul Krebs
SWA: ....Janice Ruggiero

COACHING STAFF

Head Coach: ....Jeff Nelson
Record at School (Years): 136-75 (7)
Career Record (Years): 378-222 (19)
Assistant Coach: ....Lisa Beauchenea
Assistant Coach: ....JJ Glavan
Volunteer Assistant Coach: .... Colleen Smith
Director of Operations: ....Allison Buck

TEAM INFORMATION

2013 Record: 24-7
2013 Conf. Record (Place): 14-6 (2nd)
2013 Postseason: .... N/A
Highest/Final AVCA Ranking: .... N/A
Letterwinners Returning/Lost: 10/3
Starters Returning/Lost: .... 5/1+Libero
Newcomers: 7

MEDIA RELATIONS

Volleyball Contact: .... Chelsey Chamberlain
Email: .... chamberlainc@unm.edu
Office Phone: 505/925-5520
Cell Phone: 541/761-0358
FAX: ....
Website: .... www.GoLobos.com
Twitter: ....@UNMvolley

CSU VS. NEW MEXICO

Overall: 47-23
Set Series: 158-93
Streak: .... CSU, 3
Last Meeting: 2013

AIR FORCE

Oct. 17 | 6 p.m. MT | USAFA, Colo.
Nov. 13 | 7 p.m. MT | Fort Collins, Colo.

GENERAL INFORMATION

Location: .... USAF Academy, Colo.
Founded: 1954
Enrollment: 4,000
Nickname: .... Falcons
Colors: ....Blue and Silver
Conference: .... Mountain West
Elevation: 7,258
Arena (Capacity): ....East Gym (1,000)
Superintendent: ... Lt. Gen. Michelle Johnson
Director of Athletics: ....Dr. Hans Mueh
SWA: .... Marti Gasser

COACHING STAFF

Head Coach: .... Matt McShane
Record at School (Years): 24-97 (4)
Career Record (Years): .... Same
Assistant Coach: ....AJ Joseph
Assistant Coach: ....Marc Swindle
Volunteer Assistant Coach: ....
Director of Operations: ....

TEAM INFORMATION

2013 Record: 8-24
2013 Conf. Record (Place): 5-15 (T-9th)
2013 Postseason: .... N/A
Highest/Final AVCA Ranking: .... N/A
Letterwinners Returning/Lost: 12/5
Starters Returning/Lost: .... 4+Libero/2
Newcomers: 5

MEDIA RELATIONS

Volleyball Contact: ....Valerie Perkin
Email: ....valerie.perkin@usafa.edu
Office Phone: 719/333-8286
Cell Phone: 719/440-5315
FAX: ....
Website: .... www.GoAirForceFalcons.com
Twitter: ....@USAFAvb

CSU VS. AIR FORCE

Overall: 41-1
Set Series: 123-6
Streak: .... CSU, 41
Last Meeting: 2013

SAN JOSÉ STATE

Nov. 19 | 7 p.m. MT | Fort Collins, Colo.

GENERAL INFORMATION

Location: ..... San José, Calif.
Founded: 1857
Enrollment: 31,278
Nickname: ..... Spartans
Colors: ..... Gold, White and Blue
Conference: ..... Mountain West
Elevation: 85
Arena (Capacity): ..... Spartan Gym (1,000)
President: ..... Mohammad Qayoumi
Director of Athletics: ..... Gene Bleymaier
SWA: ..... Liz Jarnigan

COACHING STAFF

Head Coach: ..... Jolene Shepardson
Record at School (Years): ..... 0-0 (N/A)
Career Record (Years): 43-47 (3)
Associate Head Coach: .... Aaron Shepardson
Assistant Coach: .....
Volunteer Assistant Coach: .....
Director of Operations: .....

TEAM INFORMATION

2013 Record: 8-23
2013 Conf. Record (Place): 5-15 (T-9th)
2013 Postseason: ..... N/A
Highest/Final AVCA Ranking: ..... N/A
Letterwinners Returning/Lost: 2/8
Starters Returning/Lost: ..... 1+Libero/5
Newcomers: 11

MEDIA RELATIONS

Volleyball Contact: ..... Amy Villa
Email: ..... amy.villa@sjsu.edu
Office Phone: 408/924-1216
Cell Phone: 408/421-8604
FAX: 408/924-1291
Website: ..... www.SJSUSpartans.com
Twitter: ..... @SJSUwvball

CSU VS. SAN JOSÉ STATE

Overall: 8-4
Set Series: 27-15
Streak: ..... CSU, 2
Last Meeting: 2013

NEVADA

Nov. 22 | TBA | Reno, Nev.

GENERAL INFORMATION

Location: ..... Reno, Nev.
Founded: 1874
Enrollment: 19,000
Nickname: ..... Wolf Pack
Colors: ..... Navy Blue and Silver
Conference: ..... Mountain West
Elevation: 4,505
Arena (Capacity): .. Virginia Street Gym (1,000)
President: ..... Dr. Marc Johnson
Director of Athletics: ..... Doug Knuth
SWA: ..... Rhonda Lundin Bennett

COACHING STAFF

Head Coach: ..... Ruth Lawanson
Record at School (Years): ..... 13-72(3)
Career Record (Years): ..... 28-137(6)
Assistant Coach: ..... Aven Lee
Assistant Coach: ..... Megan Burton
Volunteer Assistant Coach: .....
Director of Operations: ..... Ren Cefra

TEAM INFORMATION

2013 Record: 4-28
2013 Conf. Record (Place): 2-18 (11th)
2013 Postseason: ..... N/A
Highest/Final AVCA Ranking: ..... N/A
Letterwinners Returning/Lost: 12/4
Starters Returning/Lost: ..... 4+Libero/2
Newcomers: 3

MEDIA RELATIONS

Volleyball Contact: ..... Peter Long
Email: ..... plong@unr.edu
Office Phone: .....
Cell Phone: 732/814-5436
FAX: 775/784-4386
Website: ..... www.NevadaWolfPack.com
Twitter: ..... @PackVB

CSU VS. NEVADA

Overall: 5-2
Set Series: 15-8
Streak: ..... CSU, 4
Last Meeting: 2013

NCAA CHAMPIONSHIPS

Friday-Monday, Dec. 5-8
NCAA First and Second Rounds (Sites TBD)

Friday-Saturday, Dec. 12-13
NCAA Regionals
Hilton Coliseum, Ames, Iowa
(Iowa State, host)
KFC Yum! Center, Louisville, Ky.
(Louisville, host)
Hec Edmundson Pavilion, Seattle, Wash.
(Washington, host)
Sports Pavilion, Minneapolis, Minn.
(Minnesota, host)

Thursday, Dec. 18
NCAA National Semifinals
Chesapeake Energy Arena, Oklahoma City, Okla.
(Big 12 Conference & Oklahoma City All Sports Association, host)

Saturday, Dec. 20
NCAA National Final
Chesapeake Energy Arena, Oklahoma City, Okla.
(Big 12 Conference & Oklahoma City All Sports Association, host)

2014 Mountain West Volleyball Composite Schedule

* = MW match
MWN = Mountain West Network
All times are local to site.
Times are subject to change; additional live streams and television broadcasts may be added.

Friday, Aug. 22
Wyoming Brown & Gold Scrimmage 7 p.m. MT
Live Stream: MWN/GoWyo.com

Saturday, Aug. 23
Fresno State Alumnae Match 1 p.m. PT
Live Stream: MWN/GoBulldogs.com
Nevada Silver & Blue Scrimmage 5 p.m. PT
Live Stream: MWN/NevadaWolfPack.com
Air Force Blue-Silver Scrimmage 6 p.m. MT
Live Stream: None
New Mexico Alumnae Match 7 p.m. MT
Live Stream: MWN/GoLobos.com

Friday, Aug. 29
UNLV Invitational (Las Vegas, Nev.)
Cal State Northridge at UNLV 11 a.m. PT
Live Stream: MWN/UNLVRebels.com
Western Kentucky at UNLV 6:30 p.m. PT
Live Stream: None
Lobo Invitational (Albuquerque, N.M.)
Seattle at New Mexico 1 p.m. MT
Live Stream: MWN/GoLobos.com
Texas at New Mexico 7:30 p.m. MT
Live Stream: MWN/GoLobos.com
Rice Invitational (Houston, Texas)
Fresno State vs. Louisiana-Lafayette 4 p.m. CT
Live Stream: TBA
Elon Phoenix Classic (Elon, N.C.)
San José State vs. Liberty 4:30 p.m. ET
Live Stream: TBA
Montana Invite (Missoula, Mont.)
Wyoming vs. Washington State 4:30 p.m. MT
Live Stream: TBA
Pepperdine Tournament (Malibu, Calif.)
Nevada vs. Oral Roberts 4:30 p.m. PT
Live Stream: TBA
Northwest Challenge (Boise, Idaho)
Gonzaga at Boise State 5 p.m. MT
Live Stream: MWN/BroncoSports.com
Wahine Rainbow Invitational (Honolulu, Hawaii)
San Diego State vs. Arizona State 5 p.m. HT
Live Stream: TBA
The Falcon Classic (Colorado Springs, Colo.)
Winthrop at Air Force 6 p.m. MT
Live Stream: MWN/GoAirForceFalcons.com
Utah State Tournament (Logan, Utah)
Idaho State at Utah State 7 p.m. MT
Live Stream: MWN/UtahStateAggies.com

Saturday, Aug. 30
Montana Invite (Missoula, Mont.)
Wyoming vs. Cal Poly 9:30 a.m. MT
Live Stream: TBA
Wyoming at Montana 7 p.m. MT
Live Stream: TBA
Utah State Tournament (Logan, Utah)
Oregon State at Utah State 10 a.m. MT
Live Stream: MWN/UtahStateAggies.com
Saint Mary's at Utah State 7 p.m. MT
Live Stream: MWN/UtahStateAggies.com
Northwest Challenge (Boise, Idaho)
Portland State at Boise State 10 a.m. MT
Live Stream: MWN/BroncoSports.com
Washington at Boise State 5 p.m. MT
Live Stream: MWN/BroncoSports.com
UNLV Invitational (Las Vegas, Nev.)
UC Riverside at UNLV 11 a.m. PT
Live Stream: MWN/UNLVRebels.com
Cal State Northridge at UNLV 6:30 p.m. PT
Live Stream: MWN/UNLVRebels.com
The Falcon Classic (Colorado Springs, Colo.)
Rutgers at Air Force Noon MT
Live Stream: MWN/GoAirForceFalcons.com
SIU Edwardsville at Air Force 7 p.m. MT
Live Stream: MWN/GoAirForceFalcons.com
Pepperdine Tournament (Malibu, Calif.)
Nevada at Pepperdine Noon PT
Live Stream: TBA
Nevada vs. South Alabama 5 p.m. PT
Live Stream: TBA
Elon Phoenix Classic (Elon, N.C.)
San José State at Elon 12:30 p.m. ET
Live Stream: TBA
San José State vs. Maryland 4:30 p.m. ET
Live Stream: TBA
Rice Invitational (Houston, Texas)
Fresno State vs. UC Davis 1 p.m. CT
Live Stream: TBA
Fresno State at Rice 7:30 p.m. CT
Live Stream: TBA
Rams Volleyball Classic (Fort Collins, Colo.)
VCU at Colorado State 1 p.m. MT
Live Stream: MWN/CSURams.com
UC Santa Barbara at Colorado State 7:30 p.m. MT
Live Stream: MWN/CSURams.com
Lobo Invitational (Albuquerque, N.M.)
UTEP at New Mexico 1 p.m. MT
Live Stream: MWN/GoLobos.com
Wahine Rainbow Invitational (Honolulu, Hawaii)
San Diego State vs. Ohio 5:30 p.m. HT
Live Stream: TBA

Sunday, Aug. 31
UNLV Invitational (Las Vegas, Nev.)
UC Riverside at UNLV Noon PT
Live Stream: None
Rams Volleyball Classic (Fort Collins, Colo.)
Marquette at Colorado State 1 p.m. MT
Live Stream: MWN/CSURams.com
The Falcon Classic (Colorado Springs, Colo.)
California at Air Force 1 p.m. MT
Live Stream: MWN/GoAirForceFalcons.com
Wahine Rainbow Invitational (Honolulu, Hawaii)
San Diego State at Hawai'i 5:30 p.m. HT
Live Stream: TBA

Monday, Sept. 1
Utah Valley vs. Wyoming (Evanston, Wyo.) 4 p.m. MT
Live Stream: None

Wednesday, Sept. 3
CSU/UNC Tournament (Greeley, Colo.)
Colorado State at Northern Colorado 7 p.m. MT
Live Stream: TBA

Thursday, Sept. 4
Saint Mary's at San José State 6 p.m. PT
Live Stream: MWN/SJSUSpartans.com
Wahine Classic (Honolulu, Hawaii)
New Mexico at Hawai'i 7:30 p.m. HT
Live Stream: TBA

Friday, Sept. 5
UC Irvine Invitational (Irvine, Calif.)
Utah State vs. Pepperdine 10 a.m. PT
Live Stream: TBA
Utah State vs. Idaho 5 p.m. PT
Live Stream: TBA
UniWyo Cowgirl Classic (Laramie, Wyo.)
South Alabama at Wyoming Noon MT
Live Stream: MWN/GoWyo.com
Ball State at Wyoming 7 p.m. MT
Live Stream: MWN/GoWyo.com
Seton Hall Invitational (South Orange, N.J.)
UNLV vs. Cornell 4:30 p.m. ET
Live Stream: TBA
Wahine Classic (Honolulu, Hawaii)
New Mexico vs. St. John's 5 p.m. HT
Live Stream: TBA
Sears Sugar Bear Classic (Conway, Ark.)
Boise State at Central Arkansas 7 p.m. CT
Live Stream: TBA
Air Force Invitational (Colorado Springs, Colo.)
Marist at Air Force 7 p.m. MT
Live Stream: MWN/GoAirForceFalcons.com
CSU/UNC Tournament (Fort Collins, Colo.)
Florida A&M at Colorado State 7 p.m. MT
Live Stream: MWN/CSURams.com
Sacramento State Invitational (Sacramento, Calif.)
Fresno State at Sacramento State 7 p.m. PT
Live Stream: TBA
Aztec Invitational (San Diego, Calif.)
Brown at San Diego State 7 p.m. PT
Live Stream: None

Saturday, Sept. 6
Sears Sugar Bear Classic (Conway, Ark.)
Boise State vs. Tulsa 10 a.m. CT
Live Stream: TBA
Boise State vs. Louisiana-Monroe 5 p.m. CT
Live Stream: TBA
Sacramento State Invitational (Sacramento, Calif.)
Fresno State vs. UC Santa Barbara 10 a.m. PT
Live Stream: TBA
Fresno State vs. Loyola Marymount 5:30 p.m. PT
Live Stream: TBA
Air Force Invitational (Colorado Springs, Colo.)
Houston Baptist at Air Force Noon MT
Live Stream: MWN/GoAirForceFalcons.com
Weber State at Air Force 7 p.m. MT
Live Stream: MWN/GoAirForceFalcons.com
UniWyo Cowgirl Classic (Laramie, Wyo.)
Montana at Wyoming Noon MT
Live Stream: MWN/GoWyo.com
Aggie Invitational Classic (Davis, Calif.)
San José State vs. Portland 1 p.m. PT
Live Stream: TBA
San José State at UC Davis 7 p.m. PT
Live Stream: TBA
Seton Hall Invitational (South Orange, N.J.)
UNLV vs. Siena 2 p.m. ET
Live Stream: TBA
UNLV at Seton Hall 7 p.m. ET
Live Stream: TBA
UC Irvine Invitational (Irvine, Calif.)
Utah State at UC Irvine 2 p.m. PT
Live Stream: TBA
Wahine Classic (Honolulu, Hawaii)
New Mexico vs. Oregon 2:30 p.m. HT
Live Stream: TBA
CSU/UNC Tournament (Fort Collins, Colo.)
Wisconsin at Colorado State 7 p.m. MT
Live Stream: MWN/CSURams.com
Aztec Invitational (San Diego, Calif.)
Villanova at San Diego State 7 p.m. PT
Live Stream: MWN/GoAztecs.com

Sunday, Sept. 7
Aztec Invitational (San Diego, Calif.)
Cal State Fullerton at San Diego State 1 p.m. PT
Live Stream: MWN/GoAztecs.com

Tuesday, Sept. 9
Sacramento State at Nevada 6:30 p.m. PT
Live Stream: MWN/NevadaWolfPack.com
Denver at Colorado State 7 p.m. MT
Live Stream: MWN/CSURams.com

Wednesday, Sept. 10
Fresno State at Long Island 6 p.m. ET
Live Stream: TBA

Thursday, Sept. 11
OHR Volleyball Challenge (Honolulu, Hawaii)
Utah State at Hawai'i 7:30 p.m. HT
Live Stream: TBA

Friday, Sept. 12
NMSU/UTEP Invitational (Las Cruces, N.M.)
Colorado State vs. BYU 10 a.m. MT
Live Stream: TBA
Colorado State at New Mexico State 7 p.m. MT
Live Stream: NMStateSports.com
The Invitational in Seattle (Seattle, Wash.)
UNLV vs. Seattle 1 p.m. PT
Live Stream: TBA
UNLV at Washington 7 p.m. PT
Live Stream: TBA
Nike Invitational (Moscow, Idaho)
Boise State vs. Missouri 1:30 p.m. MT
Live Stream: TBA
Boise State at Idaho 7 p.m. MT
Live Stream: TBA
Jack Kaiser Volleyball Classic (Queens, N.Y.)
Fresno State vs. St. Francis (Pa.) 2 p.m. ET
Live Stream: TBA
Fresno State vs. Dartmouth 4:30 p.m. ET
Live Stream: TBA
Billiken Invitational (St. Louis, Mo.)
Air Force vs. Canisius 4:30 p.m. CT
Live Stream: TBA
California Tournament (Berkeley, Calif.)
Nevada vs. UC Santa Barbara 4:30 p.m. PT
Live Stream: TBA
Cal Poly Invitational (San Luis Obispo, Calif.)
San José State vs. Sacramento State 5 p.m. PT
Live Stream: TBA
OHR Volleyball Challenge (Honolulu, Hawaii)
Utah State vs. San Francisco 5 p.m. HT
Live Stream: TBA
UniWyo Wyoming Invite (Laramie, Wyo.)
Gonzaga at Wyoming 7 p.m. MT
Live Stream: MWN/GoWyo.com
Lobo Classic (Albuquerque, N.M.)
Montana State at New Mexico 7:30 p.m. MT
Live Stream: MWN/GoLobos.com

Saturday, Sept. 13
Jack Kaiser Volleyball Classic (Queens, N.Y.)
Fresno State vs. New Hampshire 10 a.m. ET
Live Stream: TBA
Fresno State at St. John's 3 p.m. ET
Live Stream: TBA
California Tournament (Berkeley, Calif.)
Nevada at California 10 a.m. PT
Live Stream: TBA
Nevada vs. Pacific 4:30 p.m. PT
Live Stream: TBA
Billiken Invitational (St. Louis, Mo.)
Air Force vs. Nebraska-Omaha 10:30 a.m. CT
Live Stream: TBA
Air Force at Saint Louis 7 p.m. CT
Live Stream: TBA
NMSU/UTEP Invitational (El Paso, Texas)
Colorado State at UTEP Noon MT
Live Stream: UTEPAthletics.com
UniWyo Wyoming Invite (Laramie, Wyo.)
Weber State at Wyoming Noon MT
Live Stream: MWN/GoWyo.com
Furman at Wyoming 7 p.m. MT
Live Stream: MWN/GoWyo.com
Cal Poly Invitational (San Luis Obispo, Calif.)
San José State at Cal Poly Noon PT
Live Stream: TBA
San José State vs. CSU Bakersfield 5 p.m. PT
Live Stream: TBA
Lobo Classic (Albuquerque, N.M.)
Bethune Cookman at New Mexico 1 p.m. MT
Live Stream: MWN/GoLobos.com
UC Irvine at New Mexico 7:30 p.m. MT
Live Stream: MWN/GoLobos.com
The Invitational in Seattle (Seattle, Wash.)
UNLV vs. UC Davis 1 p.m. PT
Live Stream: TBA
OHR Volleyball Challenge (Honolulu, Hawaii)
Utah State vs. UCLA 2 p.m. HT
Live Stream: TBA
Nike Invitational (Moscow, Idaho)
Boise State vs. Eastern Washington3:30 p.m. MT
Live Stream: TBA
San Diego State Alumnae Match 6 p.m. PT
Live Stream: None

Tuesday, Sept. 16
Denver at Air Force 6 p.m. MT
Live Stream: MWN/GoAirForceFalcons.com
San Diego at San Diego State 6 p.m. PT
Live Stream: MWN/GoAztecs.com

Wednesday, Sept. 17
Utah at Utah State 7 p.m. MT
Live Stream: MWN/UtahStateAggies.com

Friday, Sept. 19
Lone Star Showdown (Lubbock, Texas)
Air Force vs. Weber State 10 a.m. CT
Live Stream: TBA
Air Force vs. Abilene Christian 4 p.m. CT
Live Stream: TBA
SMU Invite (Dallas, Texas)
New Mexico vs. College of Charleston11 a.m. CT
Live Stream: TBA
New Mexico vs. Houston Baptist 5:30 p.m. CT
Live Stream: TBA
Sugar Bear Invitational (Conway, Ark.)
UNLV vs. Grambling 11 a.m. CT
Live Stream: TBA
UNLV vs. New Orleans 6 p.m. CT
Live Stream: TBA
Islanders Classic (Corpus Christi, Texas)
Boise State vs. Incarnate Word Noon CT
Live Stream: TBA
Chicago State Tournament (Chicago, Ill.)
San José State vs. South Dakota State Noon CT
Live Stream: TBA
San José State at Chicago State 5 p.m. CT
Live Stream: TBA
CSU Bakersfield Tournament (Bakersfield, Calif.)
Fresno State vs. Long Beach State Noon PT
Live Stream: TBA
Fresno State vs. Oregon State 5 p.m. PT
Live Stream: TBA
Crimson-White Tournament (Tuscaloosa, Ala.)
San Diego State vs. Clemson 2:30 p.m. ET
Live Stream: TBA
San Diego State at Alabama 7 p.m. ET
Live Stream: TBA
Denver Tournament (Denver, Colo.)
Nevada vs. UTEP 4 p.m. MT
Live Stream: TBA
UNC Classic (Greeley, Colo.)
Wyoming vs. UC Davis 4:30 p.m. MT
Live Stream: TBA
Residence Inn Invitational (Tempe, Ariz.)
Colorado State at Arizona State 7 p.m. PT
Live Stream: TheSunDevils.com

Saturday, Sept. 20
Chicago State Tournament (Chicago, Ill.)
San José State vs. Grand Canyon 10 a.m. CT
Live Stream: TBA
San José State vs. Mass.-Lowell 5 p.m. CT
Live Stream: TBA
Islanders Classic (Corpus Christi, Texas)
Boise State vs. Nebraska-Omaha 10 a.m. CT
Live Stream: TBA
Boise State at Texas A&M-Corpus Christi 6 p.m. CT
Live Stream: TBA
UNC Classic (Greeley, Colo.)
Wyoming vs. Hampton 10 a.m. MT
Live Stream: TBA
Wyoming at Northern Colorado 7 p.m. MT
Live Stream: TBA
Residence Inn Invitational (Tempe, Ariz.)
Colorado State vs. Pepperdine 10 a.m. PT
Live Stream: TBA
Colorado State vs. North Carolina Central 5 p.m. PT
Live Stream: TBA
Denver Tournament (Denver, Colo.)
Nevada at Denver Noon MT
Live Stream: TBA
Nevada vs. San Francisco 5 p.m. MT
Live Stream: TBA
Lone Star Showdown (Lubbock, Texas)
Air Force at Texas Tech 1 p.m. CT
Live Stream: TBA
Sugar Bear Invitational (Conway, Ark.)
UNLV at Central Arkansas 3 p.m. CT
Live Stream: TBA
Crimson-White Tournament (Tuscaloosa, Ala.)
San Diego State vs. FIU 3:30 p.m. ET
Live Stream: TBA
SMU Invite (Dallas, Texas)
New Mexico at SMU 3:30 p.m. CT
Live Stream: TBA
CSU Bakersfield Tournament (Bakersfield, Calif.)
Fresno State at CSU Bakersfield 6:30 p.m. PT
Live Stream: TBA

Tuesday, Sept. 23
Southern Utah at UNLV 6 p.m. PT
Live Stream: MWN/UNLVRebels.com
Fresno Pacific at Fresno State (Exh.) 7 p.m. PT
Live Stream: MWN/GoBulldogs.com

Thursday, Sept. 25
Fresno State at UNLV* 6 p.m. PT
Live Stream: MWN/UNLVRebels.com
New Mexico at San José State* 6 p.m. PT
Live Stream: MWN/SJSUSpartans.com
Air Force at Nevada* 6:30 p.m. PT
Live Stream: MWN/NevadaWolfPack.com
Wyoming at Boise State* 7 p.m. MT
Live Stream: MWN/BroncoSports.com
Colorado State at Utah State* 7 p.m. MT
Live Stream: MWN/UtahStateAggies

Saturday, Sept. 27
Air Force at San José State* 1 p.m. PT
Live Stream: MWN/SJSUSpartans.com
Fresno State at San Diego State* 1 p.m. PT
Live Stream: None
Colorado State at Boise State* 2 p.m. MT
Live Stream: MWN/BroncoSports.com
New Mexico at Nevada* 2 p.m. PT
Live Stream: MWN/NevadaWolfPack.com
Wyoming at Utah State* 7 p.m. MT
Live Stream: MWN/UtahStateAggies.com

Thursday, Oct. 2
Boise State at Air Force* 6 p.m. MT
Live Stream: MWN/GoAirForceFalcons.com
Utah State at New Mexico* 6:30 p.m. MT
Live Stream: MWN/GoLobos.com
San Diego State at Wyoming* 7 p.m. MT
Live Stream: MWN/GoWyo.com
UNLV at Colorado State* 7 p.m. MT
Live Stream: MWN/CSURams.com
Nevada at Fresno State* 7 p.m. PT
Live Stream: MWN/GoBulldogs.com

Saturday, Oct. 4
Boise State at New Mexico* Noon MT
Live Stream: MWN/GoLobos.com
UNLV at Wyoming* 2 p.m. MT
Live Stream: MWN/GoWyo.com
San José State at Fresno State* 4 p.m. PT
Live Stream: MWN/GoBulldogs.com
Utah State at Air Force* 6 p.m. MT
Live Stream: MWN/GoAirForceFalcons.com
San Diego State at Colorado State* 7 p.m. MT
Live Stream: MWN/CSURams.com

Tuesday, Oct. 7
Colorado State at Wyoming* 7 p.m. MT
Live Stream: MWN/GoWyo.com

Thursday, Oct. 9
Air Force at UNLV* 6 p.m. PT
Live Stream: MWN/UNLVRebels.com
New Mexico at San Diego State* 6 p.m. PT
Live Stream: MWN/GoAztecs.com
San José State at Utah State* 7 p.m. MT
Live Stream: MWN/UtahStateAggies.com
Nevada at Boise State* 7 p.m. MT
Live Stream: MWN/BroncoSports.com
Fresno State at Wyoming* 7 p.m. MT
Live Stream: MWN/GoWyo.com

Saturday, Oct. 11
Nevada at Utah State* # TBA MT
Live Stream: MWN/UtahStateAggies.com
Fresno State at Colorado State* 1 p.m. MT
Live Stream: MWN/CSURams.com
San José State at Boise State* 2 p.m. MT
Live Stream: BroncoSports.com
Air Force at San Diego State* 6 p.m. PT
Live Stream: MWN/GoAztecs.com
New Mexico at UNLV* 6 p.m. PT
Live Stream: MWN/UNLVRebels.com

Tuesday, Oct. 14
Utah State at Boise State* 7 p.m. MT
Live Stream: BroncoSports.com

Thursday, Oct. 16
Wyoming at Air Force* 6 p.m. MT
Live Stream: MWN/GoAirForceFalcons.com
UNLV at San José State* 6 p.m. PT
Live Stream: MWN/SJSUSpartans.com
San Diego State at Nevada* 6:30 p.m. PT
Live Stream: MWN/NevadaWolfPack.com
Colorado State at New Mexico* 7 p.m. MT
Live Stream: MWN/GoLobos.com
Fresno State at Utah State* 7 p.m. MT
Live Stream: MWN/UtahStateAggies.com

Friday, Oct. 17
Colorado State at Air Force* 6 p.m. MT
Live Stream: MWN/GoAirForceFalcons.com

Saturday, Oct. 18
UNLV at Nevada* 1 p.m. PT
Live Stream: MWN/NevadaWolfPack.com
Fresno State at Boise State* 2 p.m. MT
Live Stream: MWN/BroncoSports.com
Wyoming at New Mexico* 2 p.m. MT
Live Stream: MWN/GoLobos.com
San Diego State at San José State* 6 p.m. PT
Live Stream: MWN/SJSUSpartans.com

Monday, Oct. 20
UNLV at San Diego State* 6 p.m. PT
Live Stream: MWN/GoAztecs.com
New Mexico State at New Mexico 7 p.m. MT
Live Stream: MWN/GoLobos.com

Thursday, Oct. 23
San José State at Air Force* 6 p.m. MT
Live Stream: MWN/GoAirForceFalcons.com
Boise State at Colorado State* 7 p.m. MT
Live Stream: MWN/CSURams.com
Nevada at New Mexico* 7 p.m. MT
Live Stream: MWN/GoLobos.com
Utah State at Wyoming* 7 p.m. MT
Live Stream: MWN/GoWyo.com
San Diego State at Fresno State* 7 p.m. PT
Live Stream: MWN/GoBulldogs.com

Saturday, Oct. 25
Utah State at Colorado State* Noon MT
Live Stream: MWN/CSURams.com
Nevada at Air Force* 2 p.m. MT
Live Stream: MWN/GoAirForceFalcons.com

Boise State at Wyoming* 2 p.m. MT
Live Stream: MWN/GoWyo.com
San José State at New Mexico* 2 p.m. MT
Live Stream: MWN/GoLobos.com
UNLV at Fresno State* 4 p.m. PT
Live Stream: MWN/GoBulldogs.com

Monday, Oct. 27
UC Irvine at San Diego State 6 p.m. PT
Live Stream: None

Tuesday, Oct. 28
Nevada at San José State* 6 p.m. PT
Live Stream: MWN/SJSUSpartans.com

Thursday, Oct. 30
Colorado State at San Diego State* 6 p.m. PT
Live Stream: MWN/GoAztecs.com
Fresno State at San José State* 6 p.m. PT
Live Stream: MWN/SJSUSpartans.com
Wyoming at UNLV* 6 p.m. PT
Live Stream: MWN/UNLVRebels.com
Air Force at Utah State* 7 p.m. MT
Live Stream: MWN/UtahStateAggies.com
New Mexico at Boise State* 7 p.m. MT
Live Stream: MWN/BroncosSports.com

Saturday, Nov. 1
Fresno State at Nevada* 1 p.m. PT
Live Stream: MWN/NevadaWolfPack.com
Wyoming at San Diego State* 1 p.m. PT
Live Stream: None
Air Force at Boise State* 2 p.m. MT
Live Stream: MWN/BroncoSports.com
New Mexico at Utah State* 7 p.m. MT
Live Stream: MWN/UtahStateAggies.com
Colorado State at UNLV* 7 p.m. PT
Live Stream: MWN/UNLVRebels.com

Thursday, Nov. 6
San Diego State at Air Force* 6 p.m. MT
Live Stream: MWN/GoAirForceFalcons.com
Boise State at San José State* 6 p.m. PT
Live Stream: MWN/SJSUSpartans.com
Utah State at Nevada* 6:30 p.m. PT
Live Stream: MWN/NevadaWolfPack.com
UNLV at New Mexico* 7 p.m. MT
Live Stream: MWN/GoLobos.com
Colorado State at Fresno State* 7 p.m. PT
Live Stream: MWN/GoBulldogs.com

Saturday, Nov. 8
San Diego State at New Mexico* 1 p.m. MT
Live Stream: MWN/GoLobos.com
Wyoming at Fresno State* 1 p.m. PT
Live Stream: MWN/GoBulldogs.com
Boise State at Nevada* 2 p.m. PT
Live Stream: MWN/NevadaWolfPack.com
UNLV at Air Force* 6 p.m. MT
Live Stream: MWN/GoAirForceFalcons.com
Utah State at San José State* 6 p.m. PT
Live Stream: MWN/SJSUSpartans.com

Monday, Nov. 10
Utah State at Utah Valley 7 p.m. MT
Live Stream: TBA

Thursday, Nov. 13
Nevada at UNLV* 6 p.m. PT
Live Stream: MWN/UNLVRebels.com
San José State at San Diego State* 6 p.m. PT
Live Stream: MWN/GoAztecs.com
Air Force at Colorado State* 7 p.m. MT
Live Stream: MWN/CSURams.com
New Mexico at Wyoming* 7 p.m. MT
Live Stream: MWN/GoWyo.com
Boise State at Fresno State* 7 p.m. PT
Live Stream: MWN/GoBulldogs.com

Saturday, Nov. 15
New Mexico at Colorado State* 1 p.m. MT
Live Stream: MWN/CSURams.com
Air Force at Wyoming* 2 p.m. MT
Live Stream: MWN/GoWyo.com
Utah State at Fresno State* 4 p.m. PT
Live Stream: MWN/GoBulldogs.com
Nevada at San Diego State* 6 p.m. PT
Live Stream: None
San José State at UNLV* 6 p.m. PT
Live Stream: MWN/UNLVRebels.com

Wednesday, Nov. 19
UNLV at Utah State* 5:30 p.m. MT
Live Stream: MWN/UtahStateAggies.com
Fresno State at Air Force* 6 p.m. MT
Live Stream: MWN/GoAirForceFalcons.com
San Diego State at Boise State* 7 p.m. MT
Live Stream: MWN/BroncoSports.com
San José State at Colorado State* 7 p.m. MT
Live Stream: MWN/CSURams.com
Nevada at Wyoming* 7 p.m. MT
Live Stream: MWN/GoWyo.com

Friday, Nov. 21
New Mexico at Fresno State* 7 p.m. PT
Live Stream: MWN/GoBulldogs.com

Saturday, Nov. 22
Colorado State at Nevada* # TBA PT
Live Stream: MWN/NevadaWolfPack.com
Boise State at UNLV* 6 p.m. PT
Live Stream: MWN/UNLVRebels.com
Utah State at San Diego State* 6 p.m. PT
Live Stream: MWN/GoAztecs.com
Wyoming at San José State* 6 p.m. PT
Live Stream: MWN/SJSUSpartans.com

Tuesday, Nov. 25
San Diego State at UNLV* 6 p.m. PT
Live Stream: MWN/UNLVRebels.com
San José State at Nevada* 6:30 p.m. PT
Live Stream: MWN/NevadaWolfPack.com
Boise State at Utah State* 7 p.m. MT
Live Stream: MWN/UtahStateAggies.com
Air Force at New Mexico* 7 p.m. MT
Live Stream: MWN/GoLobos.com

Wednesday, Nov. 26
Wyoming at Colorado State* 7 p.m. MT
Live Stream: MWN/CSURams.com

Friday-Monday, Dec. 5-8
NCAA First and Second Rounds (Sites TBD)

Friday-Saturday, Dec. 12-13
NCAA Regionals
Hilton Coliseum, Ames, Iowa
(Iowa State, host)
KFC Yum! Center, Louisville, Ky.
(Louisville, host)
Hec Edmundson Pavilion, Seattle, Wash.
(Washington, host)
Sports Pavilion, Minneapolis, Minn.
(Minnesota, host)

Thursday, Dec. 18
NCAA National Semifinals
Chesapeake Energy Arena, Oklahoma City, Okla.
(Big 12 Conference & Oklahoma City All Sports Association, host)

Saturday, Dec. 20
NCAA National Final
Chesapeake Energy Arena, Oklahoma City, Okla.
(Big 12 Conference & Oklahoma City All Sports Association, host)

Craig Thompson
Commissioner

Javan Hedlund
Associate Commissioner
Communications

Judy Willson
Assistant Director
Communications (VB)

Mountain West Contact Information

Contact: Judy Willson
Email: jwillson@themw.com
Cell: (719) 290-6732
Office: (719) 488-4052
FAX: (719) 487-7241

Address: 10807 New Allegiance Drive, Suite 250
Colorado Springs, CO 80921

Website: www.TheMW.com
Twitter: @MW_OlySports
@MountainWest

MOUNTAIN WEST™

From its inception in 1999, the Mountain West has been committed to excellence in intercollegiate athletics, while promoting the academic missions of its member institutions. Progressive in its approach, the MW continues to cultivate opportunities for student-athletes to compete at the highest level, while fostering academic achievement and sportsmanship. Now in its 16th year, the MW has been assertive in its involvement with the NCAA governance structure and has taken a leadership role in the overall administration of intercollegiate athletics. The Mountain West has marked several achievements over its first 15 years of existence, most notably becoming the first to establish a sports television network dedicated solely to an intercollegiate athletic conference (The Mtn.). The Mountain West also was the first to experiment with the coaches' challenge in the college football instant replay system, and was the first non-automatic-qualifying BCS conference to participate in four BCS bowl games, winning three. In 2011-12, the Mountain West was among the first conferences to implement a league-wide state-of-the-art basketball instant replay system. Additionally, the Mountain West was the first conference to have a member institution with No. 1 overall picks in both the NFL and NBA drafts in the same year (Utah's Alex Smith and Andrew Bogut, respectively in 2005). With UNLV's Anthony Bennett claiming the No. 1 pick in the 2013 NBA Draft, the Mountain West is one of three conferences to have multiple No. 1 NBA draft selections since 2000. Also, with San Diego State's Stephen Strasburg earning the No. 1 pick in the 2009 MLB Draft, the Mountain West is one of two conferences to have the No. 1 selection in each of the NFL, NBA and MLB drafts since the MW was founded in 1999. The pending changes in the NCAA governance structure set the table for another Conference first, when two members of the MW Student-Athlete Advisory Committee (SAAC) were included in the June 2014 meeting of the Mountain West Board of Directors. New Mexico track and field athlete Kendall Spencer, the national chair of the 2014-15 NCAA Division I Student-Athlete Advisory Committee, and Air Force Academy volleyball player Emma Dridge joined the BOD members in this historic meeting to advance the discussion on student-athlete involvement in the NCAA and MW governance structure. The Mountain West is noted for its geographic diversity. Some of the most beautiful terrain and landscapes in the nation can be found within Mountain West boundaries, including the majestic Rocky Mountain range, which borders five MW institutions (Air Force, Boise State, Colorado State, New Mexico and Utah State). The high plains of Wyoming (elevation 7,220 feet - the highest Division I campus in the nation) contrast with the desert cities of Las Vegas and Reno, home to UNLV and Nevada, respectively, while Fresno State, San Diego State and San Jose State add a West coast influence with their locations in Central, Southern and Northern California. The inclusion of the Hawai'i football program extends the Mountain West footprint to the beautiful islands in the Pacific Ocean, while the addition of the women's soccer program at Colorado College gives the MW an additional presence in the Rocky Mountains.

HISTORY: The Mountain West was conceived on May 26, 1998, when the presidents of eight institutions - Air Force, BYU, Colorado State, New Mexico, San Diego State, UNLV, Utah and Wyoming - decided to form a new NCAA Division I-A intercollegiate athletic conference. The split from a former 16-team conference re-established continuity and stability among the membership within the new league and signaled the continuation of its tradition-rich, long-standing athletic rivalries. Three of the MW's eight original members have been conference rivals since the 1960s (New Mexico, Wyoming and Colorado State), while San Diego State (1978) and Air Force (1980) were longtime members as well. UNLV and TCU entered the fold in 1996 and the Rebels continued as one of the original eight institutions that formed the MW in 1999. TCU re-joined the group with its first year of competition in the Mountain West in 2005-06. With conference realignment sweeping the nation in recent years, the MW has been proactive in addressing membership changes. Boise State University joined the Mountain West in 2011-12, followed by Fresno State and the University of Nevada on July 1, 2012. Also on July 1, 2012, the University of Hawai'i became a football-only member of the Conference. On July 1, 2013, the Mountain West further expanded when San José State University and Utah State University joined the Conference, bringing to 11 the number of full-time member institutions and 12 football-playing members. On July 1, 2014, the Colorado College women's soccer program became the first non-football affiliate member of the Mountain West, expanding that sport to 12 Conference participants. When the Mountain West officially began operations on July 1, 1999, the new league had in place a seven-year contract with ESPN, giving the broadcaster exclusive national television rights to MW football and men's basketball, and three-year agreements to send the league's football champion to the Liberty Bowl and a second team to the Las Vegas Bowl. Commissioner Craig Thompson also arranged a third bowl tie-in each of the first three seasons (1999 Motor City, 2000 Silicon Valley, 2001 New Orleans) before securing a four-year deal with the Emerald Bowl in San Francisco in 2002. Entering the 2013 season, the MW has six contracted bowl affiliations - the Las Vegas Bowl, San Diego Country Credit Union Poinsettia Bowl, Hawai'i Bowl, Famous Potato Idaho Bowl, Gildan New Mexico Bowl and R+L Carrier New Orleans Bowl. An innovator in the postseason bowl structure, the MW engineered many "firsts," as league teams have participated in five inaugural bowl games (2000 Silicon Valley, 2001 New Orleans, 2002 San Francisco (Emerald), 2005 Poinsettia, 2006 New Mexico), as well as placing the first non-automatic-qualifying BCS team into a BCS bowl game with Utah's appearance in the 2005 Tostitos Fiesta Bowl.

OPPORTUNITY: The Mountain West provides a first-class athletic and academic experience for more than 5,100 student-athletes each year. Over the past 15 years, 41 Mountain West student-athletes have earned NCAA Postgraduate Scholarships, and since the league's inception in 1999, an additional 30 student-athletes have been named MW Scholar-Athlete of the Year and awarded league-sponsored postgraduate scholarships. Three Mountain West student-athletes have earned distinction as Rhodes Scholars (Jessica Mellinger, Wyoming and Delavane Diaz and Brittany Morreale, Air Force). Conference student-athletes are also given a voice regarding pertinent issues within the MW and NCAA governance structure through representation on the Student-Athlete Advisory Committee (SAAC). The Mountain West SAAC consists of 23 representatives; two student-athletes from each full member institution and one faculty athletics representative. The committee reviews and reacts to legislation and to other topics referred by the Conference constituent groups or committees related to the student-athlete experience. With the inclusion of two SAAC members at the June, 2014 meeting of the MW Board of Directors, the Conference reaffirmed its commitment to the participation of student-athletes in its governance structure, consistent with the Mountain's West focus on enhancing the student-athlete experience.

ACHIEVEMENT: The MW has produced 840 All-America selections among its 18 sponsored sports (men's swimming was discontinued as a Conference sport following the 2010-11 season) in the last 15 years, including a league-record 83 All-America honorees in 2010-11. A total of 160 MW student-athletes have also earned Academic All-America accolades in that span. The Mountain West has sent at least 25 teams to NCAA postseason events in each of the past 15 years, capturing three team national championships in women's cross country and producing 36 individual national champions in the sports of men's golf, men's cross country, and men's and women's indoor track & field and outdoor track & field. Mountain West members have participated in 62 bowl games under the league umbrella, including four appearances in BCS games. The MW has earned 72 postseason bids in men's basketball, with five Sweet 16 appearances among 40 NCAA Tournament slots, as well as two NIT Final Four berths. MW women's basketball has tallied 63 postseason slots, including 33 NCAA bids, five Sweet 16 appearances and one Elite Eight berth since 2000. Wyoming won the MW's first WNIT championship in 2007 with a win over Wisconsin. In women's volleyball, the MW has had 37 NCAA bids with eight Sweet 16 berths and one Elite Eight appearance. Women's soccer has earned 28 NCAA bids since 1999, with two Sweet 16 berths and one Elite Eight appearance. Mountain West men's golf has sent at least three teams to the NCAA Men's Golf Regionals in each of its 15 years, while women's golf has had at least three teams participate in NCAA Regionals 12 of the last 15 years.

OPPONENT	W	L-T	SETS	STREAK	PREV
Air Force	**41**	**1**	**123-6**	**CSU 41**	**2013**
Akron	1	0	3-0	CSU 1	1995
Alabama-Birmingham	1	0	3-0	CSU 1	1990
Albany	2	0	6-0	CSU 2	2011
American	2	0	6-3	CSU 2	2006
Appalachian State	1	0	3-0	CSU 1	1996
Arizona	9	8	31-33	CSU 3	2008
Arizona State	**0**	**10**	**5-26**	**ASU 10**	**1992**
Arkansas	4	1	12-3	CSU 4	2011
Auburn	2	0	6-0	CSU 2	2000
Ball State	2	1	8-4	BSU 1	1995
Baylor	2	0	6-1	CSU 2	2013
Boise State	**8**	**0**	**24-0**	**CSU 8**	**2013**
Bowling Green State	2	0	6-0	CSU 2	2010
Bradley	1	0	3-0	CSU 1	2003
BYU	**26**	**46-1**	**120-158**	**BYU 1**	**2012**
Calgary (Canada)	0	1	1-2	CC 1	1984
California	3	3	10-11	CAL 2	2006
UC Irvine	6	0	14-5	CSU 6	2005
UCLA	1	7	8-22	UCLA 1	2012
Cal Poly	6	2	20-7	CSU 5	2013
UC Riverside	1	0	2-0	CSU 1	1979
UC Santa Barbara	**2**	**3**	**6-7**	**CSU 2**	**2013**
Cal State Dominguez Hills	1	0	2-0	CSU 1	1983
Cal State Fullerton	3	2	9-7	CSU 2	2010
Cal State Northridge	4	2	14-7	CSN 1	2013
Central Michigan	1	0	3-0	CSU 1	1997
Cincinnati	0	1	0-3	UC 1	2002
Clemson	2	0	6-1	CSU 2	1996
Cleveland State	0	1	0-3	CISU 1	1982
Colorado	22	11	77-50	CSU 6	2010
Colorado College	2	0	6-1	CSU 2	1981
Columbia	1	0	3-0	CSU 1	2002
Connecticut	1	0	3-0	CSU 1	2002
Denver	**16**	**2**	**48-9**	**CSU 2**	**2013**
DePaul	1	0	3-0	CSU 1	1992
Drake	1	0	3-0	CSU 1	2000
Duke	4	1	13-7	CSU 1	2010
Eastern Kentucky	1	0	3-0	CSU 1	1990
Eastern Washington	3	0	9-3	CSU 3	2008
Emporia State	0	1	0-2	ESC 1	1978
Evansville	1	0	3-0	CSU 1	1999
Florida	2	4	9-13	UF 2	2010
Florida A&M	**2**	**0**	**6-2**	**CSU 2**	**2005**
Florida Atlantic	1	0	3-0	CSU 1	2006
Florida International	2	0	6-2	CSU 2	2012
Florida State	1	0	3-1	CSU 1	1988
Fresno State	**8**	**9**	**34-26**	**CSU 3**	**2013**

OPPONENT	W	L-T	SETS	STREAK	PREV
Furman	1	0	3-0	CSU 1	2010
George Mason	2	0	6-0	CSU 2	2003
George Washington	1	0	3-0	CSU 1	1999
Georgetown	1	0	3-0	CSU 1	2001
Georgia	2	0	6-2	CSU 2	2000
Georgia Southern	1	0	3-0	CSU 1	2009
Georgia Tech	3	0	9-2	CSU 3	2004
Gonzaga	2	0	6-0	CSU 2	2004
Hawai'i	0	8	9-23	UH 8	2011
Hofstra	1	0	3-0	CSU 1	1998
Houston	4	5	13-13	CSU 2	1996
Idaho	3	0	9-1	CSU 3	2004
Idaho State	9	1	25-3	CSU 4	2004
Illinois	1	0	3-0	CSU 1	1984
Illinois State	5	0	15-0	CSU 5	2010
Indiana	1	2	5-6	IU 2	1998
Iowa	1	1	3-4	Iowa 1	1990
Iowa State	5	0-1	16-3	CSU 5	1993
James Madison	2	0	6-0	CSU 2	2006
Kansas	3	0	9-3	CSU 3	1997
Kansas State	5	3	15-11	KSU 1	2003
Kentucky	1	0	3-2	CSU 1	1987
Lamar	3	0	8-1	CSU 3	1989
Laramie County C.C.	1	0	3-0	CSU 1	1976
Long Beach State	1	10	9-29	LBSU 2	2010
LSU	6	0	17-5	CSU 6	2003
Louisiana Tech	1	0	3-0	CSU 1	1997
Louisville	2	1	7-3	UL 1	2002
Loyola-Chicago	3	0	9-2	CSU 3	2000
Loyola Marymount	4	5	16-16	CSU 2	2000
Marquette	**-**	**-**	**-**	**-**	**-**
Marshall	1	0	3-0	CSU 1	2009
Marycrest College	1	0	3-1	CSU 1	1979
Maryland	3	0	9-1	CSU 3	2003
Massachusetts	1	0	3-0	CSU 1	2000
McNeese State	1	0	3-0	CSU 1	2011
Memphis State	1	0	3-0	CSU 1	1988
Metro State	5	0	14-3	CSU 5	1983
Miami (Ohio)	1	0	5-2	CSU 1	2007
Michigan	0	2	6-1	UM 2	2007
Middle Tennessee	3	0	9-2	CSU 3	2011
Minnesota	2	3	10-9	UM 3	2009
Mississippi	1	0	3-0	CSU 1	1992
Missouri	1	0	3-1	CSU 1	1991
Missouri Southern State	0	0-1	1-1	N/A	1978
Missouri State	5	1	17-3	CSU 1	2013
Missouri Western State	0	1	0-2	MWSU 1	1978
Montana	3	1	11-5	CSU 1	1995

OPPONENT	W	L-T	SETS	STREAK	PREV
Montana State	5	1	16-5	CSU 4	1994
Morgan State	1	0	3-0	CSU 1	2006
Murray State	1	0	3-0	CSU 1	2001
Nebraska	2	6	9-21	CSU 1	2011
Nebraska Western	2	0	5-1	CSU 2	1981
Nevada	**5**	**2**	**15-8**	**CSU 4**	**2013**
UNLV	**33**	**6**	**105-32**	**CSU 12**	**2013**
New Mexico	**47**	**23**	**158-93**	**CSU 3**	**2013**
New Mexico State	**20**	**10**	**67-43**	**CSU 2**	**2012**
New Orleans	1	0	3-0	CSU 1	1994
North Carolina	3	0	9-0	CSU 3	2009
North Carolina Central	**-**	**-**	**-**	**-**	**-**
North Carolina-Charlotte	1	0	3-0	CSU 1	2003
North Carolina State	2	0	6-1	CSU 2	1997
North Dakota State	1	0	2-0	CSU 1	1983
Northeastern	1	0	3-0	CSU 1	2010
Northeastern J.C.	2	0	5-0	CSU 2	1979
Northern Arizona	7	2	21-8	CSU 7	1994
Northern Colorado	**18**	**6**	**55-28**	**CSU 13**	**2013**
Northern Illinois	5	0	15-1	CSU 5	1995
Northern Iowa	1	1	5-3	UNI 1	2005
Northwest Missouri State	1	0	2-0	CSU 1	1978
Northwestern	7	0	21-2	CSU 7	2000
Notre Dame	3	0	9-1	CSU 3	2000
Ohio	1	0	3-1	CSU 1	2004
Ohio State	4	1	14-7	CSU 4	2009
Oklahoma	6	2	20-9	CSU 1	2012
Oral Roberts	1	0	3-0	CSU 1	2002
Oregon	1	1	4-4	CSU 1	2011
Oregon State	3	3	12-10	OSU 1	2009
Pacific	3	3	14-12	CSU 2	2008
Penn State	0	3	3-8	PSU 3	2000
Pepperdine	**6**	**6**	**20-23**	**CSU 2**	**2013**
Pittsburgh	2	1	8-5	CSU 2	1996
Portland	1	0	3-0	CSU 1	2001
Portland State	1	7	5-14	PSU 1	1983
Purdue	1	2	5-8	PU 2	2012
Radford	1	0	3-0	CSU 1	2000
Regis	8	1	26-6	CSU 1	1993
Rhode Island	2	0	6-0	CSU 2	2012
Rice	2	2	8-6	Rice 1	1998
Robert Morris	1	0	3-0	CSU 1	2002
Rutgers	1	0	3-0	CSU 1	1999
Sacramento State	1	0	3-1	CSU 1	1991
Saint Louis	1	0	3-0	CSU 1	1991
St. Mary's	1	0	3-0	CSU 1	2001
Sam Houston State	1	0	3-0	CSU 1	1992
San Diego	2	1	7-6	USD 1	2002

OPPONENT	W	L-T	SETS	STREAK	PREV
San Diego State	**34**	**16**	**92-68**	**SDSU 1**	**2013**
San Francisco	2	0	6-2	CSU 3	1995
San José State	**8**	**4**	**27-15**	**CSU 2**	**2013**
Santa Clara	4	0	12-4	CSU 4	1995
Seattle	1	0	3-0	CSU 1	2011
Seton Hall	1	0	3-0	CSU 1	2003
Sherbrooke (Canada)	1	0	3-0	CSU 1	1984
South Carolina	1	0	3-2	CSU 1	1998
South Florida	1	0	3-0	CSU 1	2003
Southeast Missouri State	2	0	6-2	CSU 2	1999
USC	3	6	12-18	CSU 1	1988
Southern Colorado	2	0	6-0	CSU 2	1978
Southern Illinois	3	1	11-4	CSU 1	1991
SMU	5	0	15-1	CSU 5	1999
Southern Mississippi	1	0	3-0	CSU 1	2004
Stanford	0	11	3-33	SU 11	2010
Tennessee	2	2	10-7	TENN 1	2012
Texas	1	7	8-18	UT 5	1998
Texas A&M	6	2	20-10	CSU 1	2013
Texas-Arlington	4	1	14-7	CSU 3	2009
TCU	14	5	50-20	TCU 1	2011
UTEP	**16**	**3**	**50-12**	**CSU 13**	**1997**
Texas Tech	5	0	13-2	CSU 5	2010
Texas Women's	0	0-1	1-1	No Lead	1979
Tulsa	2	0	6-0	CSU 2	1998
U.S. International	1	1	5-4	USI 1	1986
Utah	49	24	168-105	UU 1	2010
Utah State	**19**	**14**	**60-50**	**CSU 18**	**2013**
VCU	**1**	**0**	**3-2**	**CSU1**	**2010**
Villanova	1	0	3-1	CSU 1	1998
Virginia	2	0	6-1	CSU 2	2013
Virginia Tech	3	0	9-1	CSU 3	2005
Wake Forest	1	0	3-0	CSU 1	2006
Washington	3	5	14-18	CSU 1	2009
Washington State	1	2	6-7	CSU 1	2004
Weber State	9	4	26-16	CSU 4	1993
West Texas State	1	0	3-0	CSU 1	1984
Western Kentucky	1	0	3-0	CSU 1	1992
Western Michigan	1	1	3-3	CSU 1	2002
Wichita State	3	2	11-8	WSU 2	2012
Winthrop	1	0	5-2	CSU 1	2007
Wisconsin	**1**	**0**	**3-0**	**CSU 1**	**1986**
Wisconsin-Milwaukee	1	0	3-1	CSU 1	2003
Wright State	1	0	3-0	CSU 1	1990
Wyoming	**57**	**19**	**188-89**	**CSU 6**	**2013**
Xavier	1	0	3-1	CSU 1	1991

2014 opponents in **BOLD**

AIR FORCE
Overall: 41-1

H: 21-0	A: 18-1	N: 2-0
1982 -/-	L, 3-0	USAFA
1995 -/-	W, 3-0	Fort Collins
1996 -/-	W, 3-0	Fort Collins
1996 -/-	W, 3-0	USAFA
1997 22/-	W, 3-0	Fort Collins
1997 18/-	W, 3-0	USAFA
1998 -/-	W, 3-0	Fort Collins
1998 -/-	W, 3-0	USAFA
1999 15/-	W, 3-0	Fort Collins
1999 11/-	W, 3-2	USAFA
2000 3/-	W, 3-0	USAFA
2000 6/-	W, 3-0	Fort Collins
2000 4/-	W, 3-0	Fort Collins%
2001 8/-	W, 3-0	USAFA
2001 8/-	W, 3-0	Fort Collins
2001 8/-	W, 3-0	N - Provo%
2002 -/-	W, 3-0	USAFA
2002 -/-	W, 3-0	Fort Collins
2002 -/-	W, 3-0	Fort Collins%
2003 20/-	W, 3-0	USAFA
2003 15/-	W, 3-0	Fort Collins
2004 9/-	W, 3-0	Fort Collins
2004 9/-	W, 3-1	USAFA
2005 -/-	W, 3-0	USAFA
2005 -/-	W, 3-0	Fort Collins
2006 -/-	W, 3-0	USAFA
2006 -/-	W, 3-0	Fort Collins
2007 23/-	W, 3-0	USAFA
2007 17/-	W, 3-0	Fort Collins
2008 12/-	W, 3-0	USAFA
2008 14/-	W, 3-0	Fort Collins
2009 -/-	W, 3-0	USAFA
2009 -/-	W, 3-0	Fort Collins
2010 17/-	W, 3-0	USAFA
2010 14/-	W, 3-0	Fort Collins
2011 20/-	W, 3-0	Fort Collins
2011 25/-	W, 3-0	USAFA
2011 -/-	W, 3-0	N - Albuquerque%
2012 -/-	W, 3-0	Fort Collins
2012 -/-	W, 3-0	USAFA
2013 19/-	W, 3-0	USAFA
2013 10/-	W, 3-0	Fort Collins

AKRON
Overall: 1-0

H: 0-0	A: 0-0	N: 1-0
1995 -/-	W, 3-0	N - Missoula

ALABAMA-BIRMINGHAM
Overall: 1-0

H: 0-0	A: 0-0	N: 1-0
1990 -/-	W, 3-0	N - Knoxville

ALBANY
Overall: 2-0

H: 1-0	A: 0-0	N: 1-0
2010 15/-	W, 3-0	N - Gainesville
2011 15/-	W, 3-0	Fort Collins

AMERICAN
Overall: 2-0

H: 0-0	A: 0-0	N: 2-0
1997 21/-	W, 3-1	N - Pullman^
2006 -/-	W, 3-2	N - Berkeley

APPALACHIAN STATE
Overall: 1-0

H: 0-0	A: 0-0	N: 1-0
1996 25/-	W, 3-0	N - Clemson

ARIZONA
Overall: 9-8

H: 4-2	A: 3-4	N: 2-2
1976 -/-	L, 2-0	N/A
1977 -/-	L, 3-1	Tucson
1978 -/-	L, 3-0	Fort Collins
1981 -/-	W, 2-1	N - San Diego
1982 -/9	L, 2-0	N - Las Cruces
1983 -/12	L, 3-2	Tucson
1984 10/14	W, 3-1	Fort Collins^
1986 19/-	W, 3-1	Tucson
1987 10/-	W, 3-2	Fort Collins
1989 17/11	L, 3-0	Tucson
1992 25/-	W, 3-2	Tucson
1993 -/24	W, 3-2	Fort Collins
1997 24/19	L, 3-1	Tucson
1998 -/-	L, 3-1	Fort Collins
2000 6/4	W, 3-1	N - Stockton
2007 18/-	W, 3-0	Tucson
2008 12/25	W, 3-1	Fort Collins

ARIZONA STATE
Overall: 0-10

H: 0-1	A: 0-5	N: 0-4
1976 -/-	L, 2-0	N/A
1977 -/-	L, 2-1	Tempe
1978 -/-	L, 3-0	Tempe
1980 -/-	L, 2-1	Tempe
1980 -/-	L, 2-0	Tempe
1981 -/-	L, 2-0	N - Los Angeles
1986 19/13	L, 3-1	Tempe
1987 6/20	L, 3-1	Fort Collins
1988 10/-	L, 3-0	N - College Station
1992 25/18	L, 3-2	N - Tucson

ARKANSAS
Overall: 4-1

H: 2-1	A: 2-0	N: 0-0
1997 25/24	L, 3-0	Fort Collins
2001 14/-	W, 3-0	Fort Collins
2002 17/-	W, 3-0	Fayetteville
2008 17/-	W, 3-0	Fort Collins
2011 15/-	W, 3-0	Fayetteville

AUBURN
Overall: 2-0

H: 2-0	A: 0-0	N: 0-0
1996 -/-	W, 3-0	Fort Collins
2000 7/-	W, 3-0	Fort Collins

BALL STATE
Overall: 2-1

H: 1-1	A: 1-0	N: 0-0
1989 18/-	W, 3-0	Fort Collins
1990 -/-	W, 3-1	Muncie
1995 -/-	L, 3-2	Fort Collins

BAYLOR
Overall: 2-0

H: 2-0	A: 0-0	N: 0-0
2001 9/-	W, 3-1	Fort Collins^
2013 -/-	W, 3-0	Fort Collins

BOISE STATE
Overall: 8-0

H: 5-0	A: 3-0	N: 0-0
1984 15/-	W, 3-0	Fort Collins
1995 -/-	W, 3-0	Fort Collins
2011 20/-	W, 3-0	Fort Collins
2011 -/-	W, 3-0	Boise
2012 -/-	W, 3-0	Fort Collins
2012 -/-	W, 3-0	Boise
2013 13/-	W, 3-0	Fort Collins
2013 9/-	W, 3-0	Boise

BOWLING GREEN STATE
Overall: 2-0

H: 1-0	A: 0-0	N: 1-0
1999 17/-	W, 3-0	Fort Collins
2010 15/-	W, 3-0	N - Gainesville

BRADLEY
Overall: 1-0

H: 1-0	A: 0-0	N: 0-0
2003 -/-	W, 3-0	Fort Collins

BYU
Overall: 26-46-1

H: 15-18	A: 11-24	N: 0-4-1
1976 -/-	L, 2-0	N - Salt Lake City
1977 -/-	L, 3-0	Fort Collins
1978 -/-	L, 3-0	Provo
1979 -/-	T, 1-1	N - San Diego
1979 -/-	W, 3-2	Provo
1979 -/-	L, 3-0	Fort Collins
1979 -/-	L, 3-0	N - Logan
1980 -/-	L, 3-2	Provo
1980 -/-	L, 3-2	Provo
1980 -/-	W, 3-1	Fort Collins
1981 -/-	L, 3-0	Provo
1981 -/-	L, 3-1	Fort Collins
1982 -/14	L, 2-1	Provo
1982 -/14	L, 3-0	Fort Collins
1982 -/11	L, 3-1	Provo
1983 -/16	L, 3-1	Provo
1983 -/13	L, 3-2	Provo
1984 10/18	W, 3-1	Provo
1984 11/12	W, 3-2	Fort Collins
1985 13/17	W, 3-1	Fort Collins
1985 12/18	L, 3-1	Provo
1986 14/2	L, 3-0	Provo
1986 19/1	L, 3-2	Fort Collins
1987 6/3	L, 3-0	Provo
1987 6/3	W, 3-1	Fort Collins
1988 -/6	L, 3-0	Fort Collins
1988 -/12	L, 3-1	Provo
1989 -/-	L, 3-1	Provo
1989 -/-	L, 3-2	Fort Collins
1990 -/15	L, 3-0	Provo
1990 -/14	L, 3-2	Fort Collins
1991 -/6	L, 3-0	Provo
1991 -/8	L, 3-1	Fort Collins
1992 -/9	L, 3-1	Fort Collins

1992	25/8	L, 3-1	Provo
1993	19/1	L, 3-1	Fort Collins
1993	20/4	L, 3-0	Provo
1994	-/16	L, 3-1	Provo
1994	-/11	L, 3-1	Fort Collins
1995	-/21	L, 3-0	Provo
1995	-/24	L, 3-1	Fort Collins
1996	-/25	L, 3-1	N - Las Vegas%
1997	20/8	L, 3-0	Provo
1997	19/5	W, 3-1	Fort Collins
1999	15/8	W, 3-0	Fort Collins
1999	11/10	L, 3-1	Provo
1999	12/9	W, 3-0	Provo%
2000	3/14	W, 3-0	Fort Collins
2000	3/16	L, 3-0	Provo
2000	4/13	L, 3-2	Fort Collins%
2001	9/14	W, 3-0	Fort Collins
2001	6/16	W, 3-0	Provo
2002	-/-	L, 3-2	Fort Collins
2002	-/-	W, 3-0	Provo
2002	-/-	L, 3-2	Fort Collins%
2003	-/-	W, 3-0	Provo
2003	18/-	W, 3-0	Fort Collins
2004	7/-	W, 3-0	Fort Collins
2004	10/-	W, 3-2	Provo
2004	8/-	W, 3-1	Fort Collins%
2005	-/-	L, 3-0	Fort Collins
2005	-/-	W, 3-2	Provo
2006	-/19	L, 3-2	Provo
2006	-/20	L, 3-2	Fort Collins
2007	-/17	W, 3-2	Provo
2007	21/-	W, 3-0	Fort Collins
2008	15/24	W, 3-0	Fort Collins
2008	15/-	L, 3-2	Provo
2009	-/-	W, 3-0	Fort Collins
2009	-/-	W, 3-2	Provo
2010	18/-	W, 3-2	Provo
2010	14/-	W, 3-1	Fort Collins
2012	24/-	L, 3-1	N - Wichita

CALGARY (CANADA)
Overall: 0-1

H: 0-0	A: 0-0	N: 0-1

1984	11/-	L, 2-1	N - Los Angeles

CALIFORNIA
Overall: 3-3

H: 1-1	A: 0-1	N: 2-1

1978	-/-	L, 2-0	N - Provo
1985	10/-	W, 2-1	N - Los Angeles
1985	10/-	W, 3-2	N - Los Angeles
1997	24/-	W, 3-0	Fort Collins
2003	-/22	L, 3-1	Fort Collins
2006	-/13	L, 3-1	Berkeley

UC IRVINE
Overall: 6-0

H: 1-0	A: 1-0	N: 4-0

1981	-/-	W, 2-1	N - San Diego
1983	-/-	W, 2-0	N - Fullerton
1983	-/-	W, 2-1	N - Provo
1983	-/-	W, 2-1	N - Provo
1994	-/-	W, 3-2	Irvine
2005	-/-	W, 3-0	Fort Collins

UCLA
Overall: 3-7

H: 1-3	A: 1-2	N: 1-2

1984	11/2	L, 2-1	Los Angeles
1985	13/1	L, 3-2	Fort Collins
1988	-/1	L, 3-0	Los Angeles
1988	-/1	L, 3-0	N - Stockton
1989	18/3	L, 3-0	N - Honolulu
1994	-/4	L, 3-0	Fort Collins
2000	13/1	W, 3-2	N - Gainesville
2012	-/2	L, 3-2	Fort Collins

CAL POLY
Overall: 6-2

H: 3-1	A: 1-0	N: 2-1

1984	12/6	L, 0-3	N - San Jose
1987	6/20	W, 3-1	San Luis Obispo
1988	13/15	L, 3-2	Fort Collins
1989	18/-	W, 3-0	N - Provo
1995	-/-	W, 3-0	N - Santa Clara
1999	17/-	W, 3-0	Fort Collins
2009	24/-	W, 3-0	Fort Collins
2013	-/-	W, 3-0	Fort Collins

UC RIVERSIDE
Overall: 1-0

H: 0-0	A: 0-0	N: 1-0

1979	-/-	W, 2-0	N - San Diego

UC SANTA BARBARA
Overall: 2-3

H: 1-0	A: 0-0	N: 1-3

1981	-/-	L, 2-0	N - San Diego
1981	-/-	L, 2-0	N - Los Angeles
1985	10/18	L, 2-0	N - Los Angeles
2000	7/13	W, 3-0	Fort Collins
2013	-/-	W, 3-1	N - Malibu

CAL STATE DOMINGUEZ HILLS
Overall: 1-0

H: 0-0	A: 0-0	N: 1-0

1983	-/-	W, 2-0	N - Greeley

CAL STATE FULLERTON
Overall: 3-2

H: 1-0	A: 1-1	N: 1-1

1979	-/-	L, 0-2	N - San Diego
1983	-/-	W, 2-0	Fullerton
1990	-/-	L, 3-1	Fullerton
1991	-/-	W, 3-0	Fort Collins
2010	17/24	W, 3-2	N - Palo Alto^

CAL STATE NORTHRIDGE
Overall: 4-2

H: 1-0	A: 1-0	N: 2-2

1990	-/-	L, 0-3	N - Knoxville
1992	-/-	W, 3-1	N - Santa Barbara
1995	-/-	W, 3-0	Northridge
2003	-/-	W, 3-0	Fort Collins
2005	22/-	W, 3-0	N - Malibu
2013	12/-	L, 3-2	N - Los Angeles

CENTRAL MICHIGAN
Overall: 1-0

H: 1-0	A: 0-0	N: 0-0

1997	24/-	W, 3-0	Fort Collins

CINCINNATI
Overall: 0-1

H: 0-1	A: 0-0	N: 0-0

2002	25/-	L, 3-0	Fort Collins

CLEMSON
Overall: 2-0

H: 1-0	A: 1-0	N: 0-0

1995	-/-	W, 3-0	Fort Collins
1996	25/-	W, 3-1	Clemson

CLEVELAND STATE
Overall: 0-1

H: 0-0	A: 0-1	N: 0-0

1982	-/-	L, 3-0	Cleveland

COLORADO
Overall: 22-11

H: 14-4	A: 8-7	N: 0-0

1987	10/-	W, 3-0	Fort Collins
1987	5/-	W, 3-1	Boulder
1988	10/-	W, 3-1	Fort Collins
1988	-/-	L, 3-2	Boulder
1989	18/-	W, 3-1	Boulder
1989	-/-	W, 3-1	Fort Collins
1990	-/-	W, 3-1	Fort Collins
1990	-/-	W, 3-2	Boulder
1991	-/-	L, 3-2	Fort Collins
1991	-/-	L, 3-1	Boulder
1992	-/13	L, 3-1	Boulder
1992	-/12	W, 3-0	Fort Collins
1993	20/12	L, 3-1	Fort Collins
1993	-/9	L, 2-0	Boulder
1994	-/15	L, 3-0	Boulder
1994	-/14	L, 3-1	Fort Collins
1995	-/20	W, 3-1	Boulder
1995	-/-	L, 3-2	Fort Collins
1996	21/-	W, 3-0	Boulder
1997	24/20	W, 3-1	Fort Collins
1998	-/12	L, 3-0	Boulder
1999	24/19	W, 3-0	Fort Collins
2000	7/-	W, 3-1	Boulder
2000	6/-	W, 3-2	Fort Collins^
2001	8/20	W, 3-0	Fort Collins
2001	9/-	W, 3-2	Fort Collins^
2002	17/-	L, 3-1	Boulder
2003	-/-	W, 3-1	Fort Collins
2004	10/-	W, 3-0	Boulder
2005	-/-	W, 3-1	Fort Collins^
2007	-/-	W, 3-0	Fort Collins
2008	21/-	W, 3-1	Boulder
2010	17/-	W, 3-0	Fort Collins

COLORADO COLLEGE
Overall: 2-0

H: 1-0	A: 1-0	N: 0-0

1980	-/-	W, 3-1	Fort Collins
1981	-/-	W, 3-0	Colorado Springs

COLUMBIA
Overall: 1-0

H: 2-0	A: 0-0	N: 1-0
2002 -/-	W, 3-0	N - San Diego

CONNECTICUT
Overall: 1-0

H: 1-0	A: 0-0	N: 0-0
2002 18/-	W, 3-0	Fort Collins

DENVER
Overall: 16-2

H: 9-0	A: 5-2	N: 2-0
1977 -/-	W, 2-0	N - Provo
1983 -/-	W, 2-0	N - Greeley
1997 17/-	W, 3-0	Fort Collins
1998 -/-	W, 3-0	Fort Collins
1999 17/-	W, 3-2	Denver
2000 3/-	W, 3-0	Fort Collins
2001 8/-	W, 3-0	Denver
2002 -/-	W, 3-0	Fort Collins
2003 15/-	W, 3-0	Denver
2004 9/-	W, 3-0	Fort Collins
2005 -/-	L, 3-1	Denver
2006 -/-	W, 3-0	Fort Collins
2007 20/-	W, 3-0	Denver
2008 17/-	W, 3-0	Fort Collins
2010 15/-	W, 3-0	Fort Collins
2011 19/-	L, 3-1	Denver
2012 25/-	W, 3-0	Fort Collins
2013 -/-	W, 3-1	Denver

DEPAUL
Overall: 1-0

H: 1-0	A: 0-0	N: 0-0
1992 -/-	W, 3-0	Fort Collins

DRAKE
Overall: 1-0

H: 1-0	A: 0-0	N: 0-0
2000 7/-	W, 3-0	Fort Collins

DUKE
Overall: 4-1

H: 3-0	A: 1-1	N: 0-0
1986 13/-	W, 3-2	Durham
1988 -/-	W, 3-1	Fort Collins
1991 -/-	W, 3-0	Fort Collins
2009 -/-	L, 3-1	Durham
2010 17/-	W, 3-1	Fort Collins

EASTERN KENTUCKY
Overall: 1-0

H: 0-0	A: 0-0	N: 1-0
1990 -/-	W, 3-0	N - Knoxville

EASTERN WASHINGTON
Overall: 3-0

H: 2-0	A: 0-0	N: 1-0
1993 -/-	W, 3-0	Fort Collins
1995 -/-	W, 3-1	N - Santa Clara
2008 17/-	W, 3-2	Fort Collins

EMPORIA STATE
Overall: 0-1

H: 0-0	A: 0-0	N: 1-0
1978 -/-	L, 2-0	N - Manhattan

EVANSVILLE
Overall: 1-0

H: 1-0	A: 0-0	N: 0-0
1999 17/-	W, 3-0	Fort Collins

FLORIDA
Overall: 2-4

H: 1-0	A: 1-3	N: 0-1
1988 15/-	L, 3-2	N - Baton Rouge
2000 13/9	W, 3-1	Gainesville
2003 12/3	L, 3-0	Gainesville^
2008 21/8	W, 3-0	Fort Collins
2008 22/11	L, 3-0	Gainesville
2010 15/6	L, 3-1	Gainesville

FLORIDA A&M
Overall: 2-0

H: 2-0	A: 0-0	N: 0-0
2003 -/-	W, 3-2	Fort Collins
2005 -/-	W, 3-0	Fort Collins

FLORIDA ATLANTIC
Overall: 1-0

H: 1-0	A: 0-0	N: 0-0
2006 -/-	W, 3-0	Fort Collins

FLORIDA INTERNATIONAL
Overall: 2-0

H: 1-0	A: 0-0	N: 1-0
2008 19/-	W, 3-1	N - Gainesville^
2012 -/-	W, 3-1	Fort Collins

FLORIDA STATE
Overall: 1-0

H: 0-0	A: 1-0	N: 0-0
1988 -/-	W, 3-1	Tallahassee^

FRESNO STATE
Overall: 8-9

H: 5-2	A: 2-4	N: 1-2
1981 -/-	L, 2-1	N - San Diego
1983 -/-	L, 2-1	N - Fullerton
1992 22/-	L, 3-1	Fresno
1992 -/23	L, 3-1	Fort Collins
1993 20/-	W, 3-0	Fort Collins
1993 24/-	L, 3-1	Fresno
1994 -/-	L, 3-0	Fresno
1994 -/-	W, 3-0	Fort Collins
1995 -/-	W, 3-0	Fort Collins
1995 -/-	L, 3-1	Fresno
1996 25/-	L, 3-2	Fort Collins
1996 -/-	W, 3-0	Fresno
1997 20/-	W, 3-1	N - Las Vegas%
2012 -/-	L, 3-2	Fresno
2012 -/-	W, 3-0	Fort Collins
2013 12/-	W, 3-0	Fort Collins
2013 10/-	W, 3-0	Fresno

FURMAN
Overall: 1-0

H: 1-0	A: 0-0	N: 0-0
2010 17/-	W, 3-0	Fort Collins

GEORGE MASON
Overall: 2-0

H: 1-0	A: 0-0	N: 1-0
1995 -/-	W, 3-0	Fort Collins
2003 12/-	W, 3-0	N - College Park^

GEORGE WASHINGTON
Overall: 1-0

H: 1-0	A: 0-0	N: 0-0
1999 24/-	W, 3-0	Fort Collins

GEORGETOWN
Overall: 1-0

H: 0-0	A: 0-0	N: 1-0
2001 12/-	W, 3-0	N - Atlanta

GEORGIA
Overall: 2-0

H: 0-0	A: 0-0	N: 2-0
1997 24/-	W, 3-2	N - Lawrence
2000 13/-	W, 3-0	N - Lincoln

GEORGIA SOUTHERN
Overall: 1-0

H: 1-0	A: 0-0	N: 0-0
2009 -/-	W, 3-0	Fort Collins

GEORGIA TECH
Overall: 3-0

H: 2-0	A: 1-0	N: 0-0
2000 4/-	W, 3-0	Fort Collins
2001 12/-	W, 3-1	Atlanta
2004 11/12	W, 3-1	Fort Collins

GONZAGA
Overall: 2-0

H: 1-0	A: 1-0	N: 0-0
2002 25/-	W, 3-0	Fort Collins
2004 10/-	W, 3-0	Spokane

HAWAI'I
Overall: 0-8

H: 0-3	A: 0-4	N: 0-1
1984 12/6	L, 3-2	Fort Collins
1988 -/3	L, 3-0	Fort Collins
1989 18/1	L, 3-0	Honolulu
1996 -/1	L, 3-0	Honolulu
1996 -/3	L, 3-2	Fort Collins
1997 20/15	L, 3-1	N - Las Vegas%
2007 -/10	L, 3-2	Honolulu
2011 -/3	L, 3-1	Honolulu^

HOFSTRA
Overall: 1-0

H: 0-0	A: 0-0	N: 1-0
1998 -/-	W, 3-0	N - Dallas

HOUSTON
Overall: 4-5

H: 2-0	A: 0-0	N: 2-4
1980 -/-	L, 2-0	N - Santa Barbara
1981 -/-	W, 2-0	N - Provo
1982 -/-	L, 2-0	N - Las Cruces
1982 -/-	L, 2-1	N - Las Cruces
1982 -/-	L, 2-0	N - Provo
1983 -/-	W, 3-0	N - Tucson
1989 -/-	L, 3-1	Houston
1990 -/-	W, 3-2	Fort Collins
1996 -/-	W, 3-0	Fort Collins^

IDAHO
Overall: 3-0

H: 3-0	A: 0-0	N: 0-0
1984 15/-	W, 3-1	Fort Collins
1986 16/-	W, 3-0	Fort Collins
2004 9/-	W, 3-0	Fort Collins

IDAHO STATE
Overall: 9-1

H: 4-0	A: 2-0	N: 3-1
1979 -/-	W, 2-0	N - Provo
1979 -/-	W, 3-1	Pocatello
1980 -/-	W, 2-0	N - Provo
1980 -/-	W, 3-0	Fort Collins
1981 -/-	W, 3-0	Pocatello
1982 -/-	L, 2-1	N - Provo
1983 -/-	W, 3-0	Fort Collins
1983 -/-	W, 2-0	N - Provo
1996 24/-	W, 3-0	Fort Collins
2004 11/-	W, 3-0	Fort Collins

ILLINOIS
Overall: 1-0

H: 1-0	A: 0-0	N: 0-0
1984 14/-	W, 3-0	Fort Collins

ILLINOIS STATE
Overall: 5-0

H: 3-0	A: 0-0	N: 2-0
1986 14/-	W, 3-0	N - Palo Alto
1987 7/-	W, 3-0	Fort Collins
1998 -/-	W, 3-0	Fort Collins
2007 21/-	W, 3-0	N - Ann Arbor^
2010 15/-	W, 3-0	Fort Collins

INDIANA
Overall: 1-2

H: 1-1	A: 0-0	N: 0-1
1986 14/-	W, 3-0	Fort Collins
1990 -/-	L, 3-0	N - Muncie
1998 -/-	L, 3-2	Fort Collins

IOWA
Overall: 1-1

H: 0-0	A: 0-0	N: 1-1
1985 12/-	W, 3-1	N - Springfield
1990 -/-	L, 3-0	N - Knoxville

IOWA STATE
Overall: 5-0-1

H: 4-0	A: 0-0	N: 1-0-1
1978 -/-	T, 1-1	N - Manhattan
1987 8/-	W, 3-0	N - Evanston
1988 -/-	W, 3-0	Fort Collins
1989 17/-	W, 3-2	Fort Collins
1991 -/-	W, 3-0	Fort Collins
1993 19/-	W, 3-0	Fort Collins

JAMES MADISON
Overall: 2-0

H: 1-0	A: 0-0	N: 1-0
1998 -/-	W, 3-0	N - Monroe
2006 -/-	W, 3-0	Fort Collins

KANSAS
Overall: 3-0

H: 1-0	A: 1-0	N: 1-0
1993 -/-	W, 3-2	N - DeKalb
1994 -/-	W, 3-0	Fort Collins
1997 24/-	W, 3-1	Lawrence

KANSAS STATE
Overall: 5-3

H: 5-0	A: 0-2	N: 0-1
1978 -/-	L, 2-0	Manhattan
1985 12/-	W, 3-0	Fort Collins
1987 10/-	W, 3-0	Fort Collins
1990 -/-	W, 3-0	Fort Collins
1996 21/-	L, 3-0	N - Lincoln
1999 11/19	W, 3-1	Fort Collins^
2002 18/22	W, 3-2	Fort Collins
2003 -/12	L, 3-0	Manhattan

KENTUCKY
Overall: 1-0

H: 1-0	A: 0-0	N: 0-0
1987 7/11	W, 3-2	Fort Collins

LAMAR
Overall: 3-0

H: 1-0	A: 0-0	N: 2-0
1982 -/-	W, 2-1	N - Las Cruces
1985 12/-	W, 3-0	N - Springfield
1989 18/-	W, 3-0	Fort Collins

LARAMIE COUNTY C.C.
Overall: 1-0

H: 1-0	A: 0-0	N: 0-0
1976 -/-	W, 3-0	Fort Collins

LONG BEACH STATE
Overall: 1-10

H: 0-2	A: 1-4	N: 0-4
1979 -/-	L, 3-0	N - Provo
1980 -/-	L, 2-0	N - Provo
1986 19/-	L, 3-1	Long Beach
1989 18/4	L, 3-0	N - Provo
1994 -/6	L, 3-0	Long Beach
1995 -/16	L, 3-0	Long Beach^
1999 11/6	L, 3-1	N - Honolulu^
2002 18/5	L, 3-1	Fort Collins
2003 12/-	W, 3-0	Long Beach
2007 20/-	L, 3-1	Long Beach
2010 18/24	L, 3-2	Fort Collins

LSU
Overall: 6-0

H: 2-0	A: 1-0	N: 3-0
1984 11/-	W, 2-1	N - Los Angeles
1986 15/17	W, 3-0	Fort Collins
1988 15/-	W, 3-1	Baton Rouge
1990 -/9	W, 3-2	Fort Collins
2001 12/-	W, 3-0	N - Atlanta
2003 -/-	W, 3-1	N - Manhattan

LOUISIANA TECH
Overall: 1-0

H: 0-0	A: 0-0	N: 1-0
1997 24/-	W, 3-0	N - Lawrence

LOUISVILLE
Overall: 2-1

H: 2-0	A: 0-0	N: 0-1
1991 -/-	W, 3-0	Fort Collins
1999 19/-	W, 3-0	Fort Collins
2002 17/-	L, 3-1	N - Fayetteville

LOYOLA-CHICAGO
Overall: 3-0

H: 2-0	A: 1-0	N: 0-0
1985 18/-	W, 3-0	Chicago
1999 11/-	W, 3-0	Fort Collins^
2000 4/-	W, 3-2	Fort Collins

LOYOLA MARYMOUNT
Overall: 4-5

H: 1-2	A: 2-3	N: 1-0
1984 11/-	W, 3-1	Monroe
1987 10/-	W, 3-0	Monroe
1992 -/-	L, 3-1	Fort Collins
1994 -/24	L, 3-1	Monroe
1995 -/18	L, 3-0	Monroe
1996 -/20	L, 3-1	Fort Collins
1998 -/17	L, 3-1	Monroe
1999 24/25	W, 3-0	Fort Collins
2000 4/22	W, 3-0	N - South Bend

MARSHALL
Overall: 1-0

H: 0-0	A: 0-0	N: 1-0
2009 -/-	W, 3-0	N - Chapel Hill

MARYCREST COLLEGE
Overall: 1-0

H: 1-0	A: 0-0	N: 0-0
1979 -/-	W, 3-1	Fort Collins

MARYLAND
Overall: 3-0

H: 1-0	A: 2-0	N: 0-0
1998 -/-	W, 3-1	Fort Collins
1999 19/-	W, 3-0	College Park
2003 12/-25	W, 3-0	College Park^

MASSACHUSETTS
Overall: 1-0

H: 1-0	A: 0-0	N: 0-0
2000 4/-	W, 3-0	Fort Collins

MCNEESE STATE
Overall: 1-0

H: 0-0	A: 0-0	N: 1-0
2011	15/-	W, 3-0	N - Fayetteville

MEMPHIS STATE
Overall: 1-0

H: 1-0	A: 0-0	N: 0-0
1988	13/-	W, 3-0	Fort Collins

METRO STATE
Overall: 5-0

H: 2-0	A: 2-0	N: 1-0
1979	-/-	W, 3-1	Fort Collins
1979	-/-	W, 3-1	Denver
1980	-/-	W, 3-0	Denver
1980	-/-	W, 3-1	Fort Collins
1983	-/-	W, 2-0	N - Greeley

MIAMI (OHIO)
Overall: 1-0

H: 1-0	A: 0-0	N: 0-0
2007	-/-	W, 3-2	Fort Collins

MICHIGAN
Overall: 0-2

H: 0-0	A: 0-1	N: 0-1
2007	-/-	L, 3-1	N - Honolulu
2007	21/-	L, 3-0	Ann Arbor^

MIDDLE TENNESSEE
Overall: 3-0

H: 2-0	A: 0-0	N: 1-0
1998	-/-	W, 3-0	Fort Collins
2009	25/-	W, 3-2	Fort Collins^
2011	15/-	W, 3-0	N - Fayetteville

MINNESOTA
Overall: 2-3

H: 1-1	A: 0-2	N: 1-0
1987	8/-	W, 3-0	N - Evanston
1993	-/-	W, 3-0	Fort Collins
2003	-/22	L, 3-2	Minneapolis
2004	11/5	L, 3-1	Fort Collins
2009	25/11	L, 3-1	Minneapolis^

MISSISSIPPI
Overall: 1-0

H: 1-0	A: 0-0	N: 0-0
1992	-/-	W, 3-0	Fort Collins

MISSOURI
Overall: 1-0

H: 0-0	A: 0-0	N: 1-0
1991	-/-	W, 3-1	N - Wichita

MISSOURI SOUTHERN STATE
Overall: 0-0-1

H: 0-0	A: 0-0	N: 0-0-1
1978	-/-	T, 1-1	N - Manhattan

MISSOURI STATE
Overall: 5-1

H: 1-1	A: 1-0	N: 3-0
1984	11/-	W, 3-0	N - Lincoln
1985	12/-	W, 3-0	Springfield
1992	25/-	W, 3-0	N - Albuquerque
1998	-/-	W, 3-0	N - Dallas
2006	-/-	L, 3-2	Fort Collins
2013	-/-	W, 3-0	Fort Collins

MISSOURI WESTERN STATE
Overall: 0-1

H: 0-0	A: 0-0	N: 0-1
1978	-/-	L, 2-0	N - Manhattan

MONTANA
Overall: 3-1

H: 2-1	A: 1-0	N: 0-0
1985	12/-	W, 3-1	Fort Collins
1986	15/-	W, 3-0	Fort Collins
1994	-/-	L, 3-2	Fort Collins
1995	-/-	W, 3-1	Missoula

MONTANA STATE
Overall: 5-1

H: 3-1	A: 0-0	N: 2-0
1981	-/-	W, 3-0	N - Provo
1982	-/-	L, 3-1	Fort Collins
1983	-/-	W, 3-2	N - Greeley
1985	13/-	W, 3-0	Fort Collins
1991	-/-	W, 3-0	Fort Collins
1994	-/-	W, 3-0	Fort Collins

MORGAN STATE
Overall: 1-0

H: 1-0	A: 0-0	N: 0-0
2006	-/-	W, 3-0	Fort Collins

MURRAY STATE
Overall: 1-0

H: 1-0	A: 0-0	N: 0-0
2001	14/-	W, 3-0	Fort Collins

NEBRASKA
Overall: 2-6

H: 2-0	A: 0-5	N: 0-1
1984	11/6	L, 3-1	Lincoln
1985	12/4	L, 3-0	N - San Jose
1987	7/4	W, 3-1	Fort Collins
1996	21/8	L, 3-0	Lincoln
2000	13/6	L, 3-1	Lincoln
2001	9/2	L, 3-1	Lincoln^
2004	9/3	L, 3-0	Lincoln
2011	15/5	W, 3-2	Fort Collins

NEBRASKA WESTERN
Overall: 2-0

H: 1-0	A: 0-0	N: 1-0
1977	-/-	W, 2-0	N - Provo
1981	-/-	W, 3-1	Fort Collins

NEVADA
Overall: 5-2

H: 2-1	A: 2-0	N: 1-1
1977	-/-	L, 3-0	N - Provo
1992	-/-	W, 3-1	N - Santa Barbara
2002	25/-	L, 3-0	Fort Collins
2012	-/-	W, 3-0	Fort Collins
2012	-/-	W, 3-0	Reno
2013	17/-	W, 3-1	Reno
2013	10/-	W, 3-0	Fort Collins

UNLV
Overall: 33-6

H: 17-1	A: 13-5	N: 3-0
1996	-/-	W, 3-0	Fort Collins
1996	-/-	W, 3-0	Las Vegas
1997	22/-	W, 3-0	Fort Collins
1997	18/-	W, 3-0	Las Vegas
1998	-/-	W, 3-1	Fort Collins
1998	-/-	L, 3-1	Las Vegas
1999	14/-	L, 3-1	Las Vegas
1999	11/-	W, 3-1	Fort Collins
1999	12/-	W, 3-1	N - Provo%
2000	3/-	W, 3-0	Fort Collins
2000	5/-	W, 3-0	Las Vegas
2001	10/-	W, 3-0	Las Vegas
2001	8/-	W, 3-0	Fort Collins
2001	8/-	W, 3-0	N - Provo%
2002	-/-	W, 3-0	Fort Collins
2002	-/-	W, 3-1	Las Vegas
2003	25/-	W, 3-0	Fort Collins
2003	16/-	W, 3-1	Las Vegas
2004	9/-	W, 3-1	Las Vegas
2004	9/-	W, 3-0	Fort Collins
2005	-/-	W, 3-1	Las Vegas
2005	-/-	L, 3-1	Fort Collins
2006	-/-	W, 3-0	Fort Collins
2006	-/-	L, 3-2	Las Vegas
2007	-/-	W, 3-2	Fort Collins
2007	18/-	L, 3-0	Las Vegas
2008	13/-	L, 3-1	Las Vegas
2008	16/-	W, 3-0	Fort Collins
2009	-/-	W, 3-0	Las Vegas
2009	25/-	W, 3-2	Fort Collins
2010	17/-	W, 3-0	Las Vegas
2010	14/-	W, 3-1	Fort Collins
2011	21/-	W, 3-2	Las Vegas
2011	25/-	W, 3-0	Fort Collins
2011	-/-	W, 3-0	N - Albuquerque%
2012	-/-	W, 3-0	Las Vegas
2012	-/-	W, 3-0	Fort Collins
2013	12/-	W, 3-2	Las Vegas
2013	9/-	W, 3-0	Fort Collins

NEW MEXICO
Overall: 47-23

H: 25-8	A: 18-14	N: 4-1
1976	-/-	L, 2-0	Albuquerque
1977	-/-	W, 3-1	N - Provo
1978	-/-	L, 3-1	Fort Collins
1979	-/-	W, 3-0	N/A
1980	-/-	L, 3-2	Albuquerque
1981	-/-	L, 3-2	Fort Collins
1982	-/16	L, 2-0	N - Las Cruces
1982	-/-	L, 3-1	Albuquerque
1982	-/-	L, 3-0	Fort Collins
1983	-/19	W, 3-2	Fort Collins
1983	-/-	L, 3-0	Albuquerque
1984	10/-	W, 3-1	Fort Collins
1984	10/-	W, 3-2	Albuquerque
1985	11/-	W, 3-0	Fort Collins
1985	13/-	W, 3-0	Albuquerque
1986	14/-	W, 3-0	Fort Collins
1986	19/-	W, 3-1	Albuquerque

1987	6/-	W, 3-0	Fort Collins
1987	5/-	L, 3-1	Albuquerque
1988	19/-	W, 3-1	Albuquerque
1988	-/20	W, 3-1	Fort Collins
1989	20/18	L, 3-0	Fort Collins
1989	-/19	L, 3-0	Albuquerque
1990	-/11	L, 3-1	Fort Collins
1990	-/11	L, 3-0	Albuquerque
1991	-/10	L, 3-1	Fort Collins
1991	-/9	L, 3-0	Albuquerque
1992	25/8	W, 3-0	Fort Collins
1992	-/17	L, 3-2	Albuquerque
1993	19/-	L, 3-0	Albuquerque
1993	24/6	L, 3-1	Fort Collins
1994	-/18	L, 3-2	Fort Collins
1994	-/18	L, 3-0	Albuquerque
1995	-/-	W, 3-1	Fort Collins
1995	-/-	W, 3-2	Albuquerque
1997	20/-	W, 3-0	Fort Collins
1997	17/-	W, 3-0	Albuquerque
1999	15/-	W, 3-0	Fort Collins
1999	11/-	W, 3-0	Albuquerque
2000	3/-	W, 3-0	Albuquerque
2000	6/-	W, 3-1	Fort Collins
2001	8/-	W, 3-0	Albuquerque
2001	8/-	W, 3-0	Fort Collins
2002	-/-	W, 3-1	Albuquerque
2002	-/-	W, 3-0	Fort Collins
2003	20/-	W, 3-0	Albuquerque
2003	15/-	W, 3-0	Fort Collins
2003	14/-	W, 3-1	N - San Diego%
2004	9/-	W, 3-0	Fort Collins
2004	9/-	W, 3-0	Albuquerque
2004	8/-	W, 3-0	Fort Collins%
2005	-/-	L, 3-1	Albuquerque
2005	-/-	W, 3-0	Fort Collins
2005	-/-	W, 3-0	N - Las Vegas%
2006	-/-	W, 3-0	Fort Collins
2006	-/-	W, 3-0	Albuquerque
2007	-/-	W, 3-0	Fort Collins
2007	17/-	W, 3-0	Albuquerque
2008	13/-	W, 3-2	Fort Collins
2008	13/-	W, 3-1	Albuquerque
2009	-/-	W, 3-0	Fort Collins
2009	25/-	W, 3-2	Albuquerque
2010	16/-	W, 3-0	Fort Collins
2010	13/-	L, 3-0	Albuquerque
2011	-/-	W, 3-0	Fort Collins
2011	-/-	W, 3-2	Albuquerque
2012	-/-	L, 3-2	Albuquerque
2012	-/-	W, 3-1	Fort Collins
2013	19/-	W, 3-2	Albuquerque
2013	10/-	W, 3-1	Fort Collins

NEW MEXICO STATE
Overall: 20-10

H: 13-3	A: 7-6	N: 0-1

1976	-/-	L, 2-0	Las Cruces
1977	-/-	L, 3-1	Fort Collins
1978	-/-	L, 3-0	Fort Collins
1979	-/-	L, 3-0	Las Cruces
1979	-/-	L, 3-2	N - Logan
1980	-/-	W, 3-2	Fort Collins
1980	-/-	W, 3-0	Fort Collins
1981	-/-	L, 3-1	Las Cruces
1981	-/-	W, 3-1	Las Cruces
1982	-/-	L, 3-0	Las Cruces
1982	-/-	W, 3-1	Fort Collins
1983	-/-	W, 3-2	Fort Collins
1983	-/-	W, 3-2	Las Cruces
1984	10/-	W, 3-0	Fort Collins
1984	10/-	W, 3-2	Las Cruces
1985	11/-	W, 3-0	Fort Collins
1985	13/-	W, 3-0	Las Cruces
1986	14/18	W, 3-0	Fort Collins
1986	19/-	L, 3-2	Las Cruces
1987	6/-	W, 3-0	Fort Collins
1987	5/-	W, 3-0	Las Cruces
1988	19/-	L, 3-0	Las Cruces
1988	-/-	W, 3-1	Fort Collins
1989	20/-	W, 3-0	Fort Collins
1989	-/-	W, 3-0	Las Cruces
1998	-/-	W, 3-1	Fort Collins
2005	-/-	W, 3-0	Fort Collins
2009	23/-	L, 3-1	Fort Collins
2011	-/-	W, 3-1	Las Cruces
2012	-/-	W, 3-1	Fort Collins

NEW ORLEANS
Overall: 1-0

H: 1-0	A: 0-0	N: 0-0

1994	-/-	W, 3-0	Fort Collins

NORTH CAROLINA
Overall: 3-0

H: 1-0	A: 2-0	N: 0-0

1986	13/-	W, 3-0	Chapel Hill
2008	21/-	W, 3-0	Fort Collins
2009	-/-	W, 3-0	Chapel Hill

NORTH CAROLINA-CHARLOTTE
Overall: 1-0

H: 0-0	A: 0-0	N: 1-0

2003	-/-	W, 3-0	N - Minneapolis

NORTH CAROLINA STATE
Overall: 2-0

H: 1-0	A: 1-0	N: 0-0

1986	13/-	W, 3-1	Raleigh
1997	25/-	W, 3-0	Fort Collins

NORTH DAKOTA STATE
Overall: 1-0

H: 0-0	A: 0-0	N: 1-0

1983	-/-	W, 2-0	N - Greeley

NORTHEASTERN
Overall: 1-0

H: 1-0	A: 0-0	N: 0-0

2010	15/-	W, 3-0	Fort Collins

NORTHEASTERN J.C.
Overall: 2-0

H: 1-0	A: 0-0	N: 1-0

1977	-/-	W, 2-0	N - Provo
1979	-/-	W, 3-0	Fort Collins

NORTHERN ARIZONA
Overall: 7-2

H: 4-0	A: 2-1	N: 1-1

1976	-/-	L, 2-0	N/A
1977	-/-	L, 3-0	Flagstaff
1978	-/-	W, 3-2	Flagstaff
1979	-/-	W, 3-0	N/A
1980	-/-	W, 3-0	Flagstaff
1981	-/-	W, 3-0	Fort Collins
1984	11/-	W, 3-0	Fort Collins
1988	10/-	W, 3-0	Fort Collins
1994	-/-	W, 3-1	Fort Collins

NORTHERN COLORADO
Overall: 18-6

H: 9-1	A: 8-4	N: 1-1

1976	-/-	L, 2-0	Greeley
1977	-/-	L, 3-0	Greeley
1978	-/-	L, 2-0	N - Manhattan
1978	-/-	W, 2-0	N - Provo
1978	-/-	W, 3-1	Fort Collins
1979	-/-	L, 3-2	Fort Collins
1979	-/-	W, 3-2	Greeley
1980	-/-	L, 3-0	Greeley
1981	-/-	W, 3-2	Greeley
1981	-/-	W, 3-1	Fort Collins
1982	-/-	L, 3-1	Greeley
1982	-/-	W, 3-2	Fort Collins
1983	-/-	W, 3-0	Greeley
1983	-/-	W, 2-0	Greeley
1983	-/-	W, 3-0	Greeley
1983	-/-	W, 3-0	Fort Collins
1984	14/-	W, 3-0	Fort Collins
2007	25/-	W, 3-0	Fort Collins
2008	13/-	W, 3-1	Greeley
2009	-/-	W, 3-2	Fort Collins
2010	18/-	W, 3-0	Greeley
2011	14/-	W, 3-0	Fort Collins
2012	-/-	W, 3-1	Greeley
2013	-/-	W, 3-0	Fort Collins

NORTHERN ILLINOIS
Overall: 5-0

H: 3-0	A: 2-0	N: 0-0

1985	15/-	W, 3-0	Fort Collins
1986	18/-	W, 3-0	DeKalb
1991	-/-	W, 3-1	Fort Collins
1993	-/-	W, 3-0	DeKalb
1995	-/-	W, 3-0	Fort Collins

NORTHERN IOWA
Overall: 1-1

H: 1-0	A: 0-0	N: 1-0

1997	24/-	W, 3-0	Fort Collins
2005	22/-	L, 3-2	N - Malibu

NORTHWEST MISSOURI STATE
Overall: 1-0

H: 0-0	A: 0-0	N: 1-0

1978	-/-	W, 2-0	N - Manhattan

NORTHWESTERN
Overall: 7-0

H: 4-0	A: 1-0	N: 2-0

1986	16/-	W, 3-0	Fort Collins
1986	16/-	W, 3-0	Fort Collins
1987	8/20	W, 3-0	Evanston
1991	-/-	W, 3-1	Fort Collins
1993	-/-	W, 3-0	N - DeKalb
1994	-/-	W, 3-1	Fort Collins

2000	13/-	W, 3-0	N - Lincoln

NOTRE DAME
Overall: 3-0
H: 2-0 A: 1-0 N: 0-0

1988	13/-	W, 3-1	Fort Collins
1999	17/-	W, 3-0	Fort Collins
2000	4/24	W, 3-0	South Bend

OHIO
Overall: 1-0
H: 1-0 A: 0-0 N: 0-0

2004	11/-	W, 3-1	Fort Collins

OHIO STATE
Overall: 4-1
H: 2-1 A: 0-0 N: 2-0

1982	-/-	L, 3-2	Fort Collins
1986	18/-	W, 3-0	N - DeKalb
1988	10/-	W, 3-0	N - College Station
2007	-/13	W, 3-0	Fort Collins
2009	-/-	W, 3-2	Fort Collins

OKLAHOMA
Overall: 6-2
H: 4-0 A: 0-2 N: 2-0

1985	12/-	W, 3-0	N - Springfield
1987	8/-	W, 3-1	Fort Collins
1989	-/-	W, 3-0	Fort Collins
1989	-/-	W, 3-1	Fort Collins
1990	-/-	W, 3-0	N - Minneapolis
1991	-/-	L, 3-2	Norman
2011	15/17	L, 3-0	Norman
2012	24/-	W, 3-1	Fort Collins

ORAL ROBERTS
Overall: 1-0
H: 0-0 A: 0-0 N: 1-0

2002	17/-	W, 3-0	N - Fayetteville

OREGON
Overall: 1-1
H: 0-0 A: 0-0 N: 1-1

1984	11/18	L, 2-1	N - Los Angeles
2011	-/13	W, 3-2	N - Honolulu^

OREGON STATE
Overall: 3-3
H: 1-2 A: 2-0 N: 0-1

1990	-/20	L, 3-0	Fort Collins
2001	10/-	W, 3-1	Corvallis
2005	-/-	W, 3-1	Fort Collins
2007	-/-	L, 3-2	N - Honolulu
2008	17/-	W, 3-0	Corvallis
2009	24/-	L, 3-0	Fort Collins

PACIFIC
Overall: 3-3
H: 1-1 A: 1-2 N: 1-0

1984	12/1	L, 3-1	Stockton
1986	16/3	L, 3-2	Fort Collins
1988	-/10	W, 3-2	Stockton
2000	6/10	L, 3-2	Stockton
2007	-/-	W, 3-0	Fort Collins
2008	17/-	W, 3-1	N - Corvallis

PENN STATE
Overall: 0-3
H: 0-0 A: 0-0 N: 0-3

1980	-/-	L, 2-0	N - Santa Barbara
1986	13/-	L, 3-2	N - Raleigh
2000	6/8	L, 3-1	N - Los Angeles^

PEPPERDINE
Overall: 6-6
H: 3-1 A: 1-2 N: 2-3

1987	6/16	W, 3-0	N - San Luis Obispo
1990	-/11	L, 3-0	Malibu
1994	-/-	W, 3-1	N - Los Angeles
1995	-/-	L, 3-0	N - Missoula
1996	24/22	W, 3-2	Fort Collins
2004	11/18	W, 3-1	Fort Collins
2005	22/-	L, 3-0	Malibu
2006	-/18	L, 3-1	N - Berkeley
2008	17/-	L, 3-1	N - Corvallis
2009	24/-	L, 3-0	Fort Collins
2012	-/12	W, 3-0	Fort Collins
2013	-/-	W, 3-1	Malibu

PITTSBURGH
Overall: 2-1
H: 1-0 A: 0-0 N: 1-1

1990	-/-	L, 3-2	N - Minneapolis
1993	19/-	W, 3-2	N - Seattle
1996	24/-	W, 3-0	Fort Collins

PORTLAND
Overall: 1-0
H: 0-0 A: 1-0 N: 0-0

2001	10/-	W, 3-0	Portland

PORTLAND STATE
Overall: 1-7
H: 0-0 A: 0-0 N: 1-7

1977	-/-	L, 2-0	N - Provo
1978	-/-	L, 2-0	N - Provo
1979	-/-	L, 2-0	N - Provo
1981	-/-	L, 2-0	N - San Diego
1981	-/-	L, 2-1	N - Provo
1981	-/-	L, 2-1	N - Los Angeles
1983	-/-	W, 2-0	N - Provo
1983	-/-	L, 2-1	N - Provo

PURDUE
Overall: 1-2
H: 1-1 A: 0-0 N: 0-1

1987	10/-	W, 3-2	Fort Collins
2004	9/-	L, 3-2	Fort Collins^
2012	-/22	L, .3-0	Tallahassee^

RADFORD
Overall: 1-0
H: 1-0 A: 0-0 N: 0-0

2000	6/-	W, 3-0	Fort Collins^

REGIS
Overall: 8-1
H: 6-1 A: 2-0 N: 0-0

1977	-/-	W, 3-0	Fort Collins
1977	-/-	W, 3-0	Denver
1978	-/-	W, 3-2	Denver
1984	12/-	W, 3-0	Fort Collins
1985	14/-	W, 3-0	Fort Collins
1986	14/-	W, 3-0	Fort Collins
1989	18/-	W, 3-0	Fort Collins
1990	-/-	L, 3-2	Fort Collins
1993	23/-	W, 3-1	Fort Collins

RHODE ISLAND
Overall: 2-0
H: 2-0 A: 0-0 N: 0-0

1985	15/-	W, 3-0	Fort Collins
2012	25/-	W, 3-0	Fort Collins

RICE
Overall: 2-2
H: 2-0 A: 0-2 N: 0-0

1989	-/-	L, 3-1	Houston
1990	-/-	W, 3-0	Fort Collins
1998	-/-	W, 3-0	Fort Collins
1998	24/-	L, 3-1	Houston

Robert Morris
Overall: 1-0
H: 0-0 A: 0-0 N: 1-0

2002	-/-	W, 3-0	N - San Diego

RUTGERS
Overall: 1-0
H: 1-0 A: 0-0 N: 0-0

1999	19/-	W, 3-0	Fort Collins

SACRAMENTO STATE
Overall: 1-0
H: 0-0 A: 0-0 N: 1-0

1991	-/-	W, 3-1	N - Provo

SAINT LOUIS
Overall: 1-0
H: 0-0 A: 0-0 N: 1-0

1991	-/-	W, 3-0	N - Wichita

ST. MARY'S
Overall: 1-0
H: 1-0 A: 0-0 N: 0-0

2001	11/-	W, 3-0	Fort Collins

SAM HOUSTON STATE
Overall: 1-0
H: 1-0 A: 0-0 N: 0-0

1992	-/-	W, 3-0	Fort Collins

SAN DIEGO
Overall: 2-1
H: 1-0 A: 0-1 N: 1-0

1997	24/-	W, 3-2	N - Tucson
2001	11/-	W, 3-1	Fort Collins
2002	-/-	L, 3-1	San Diego

SAN DIEGO STATE
Overall: 34-16
H: 16-6 A: 16-9 N: 2-1

1980	-/-	L, 2-0	N - Santa Barbara
1983	-/8	L, 3-0	San Diego^
1990	-/-	W, 3-1	Fort Collins
1990	-/-	L, 3-2	San Diego

1991	-/-	L, 3-0	San Diego
1991	-/-	L, 3-0	Fort Collins
1992	22/-	W, 3-0	San Diego
1992	-/-	L, 3-0	Fort Collins
1993	20/-	W, 3-0	Fort Collins
1993	24/-	L, 3-1	San Diego
1994	-/-	L, 3-1	San Diego
1994	-/-	L, 3-1	Fort Collins
1995	-/18	L, 3-0	Fort Collins
1995	-/19	L, 3-2	San Diego
1996	-/-	L, 3-1	San Diego
1996	-/-	L, 3-2	Fort Collins
1999	14/-	W, 3-0	San Diego
1999	11/-	W, 3-1	San Diego
2000	3/-	W, 3-0	Fort Collins
2000	5/-	W, 3-2	San Diego
2000	4/-	W, 3-0	Fort Collins%
2001	10/-	W, 3-0	San Diego
2001	8/-	W, 3-0	Fort Collins
2002	-/-	W, 3-2	Fort Collins
2002	-/-	L, 3-0	San Diego
2003	25/-	W, 3-0	Fort Collins
2003	16/-	W, 3-2	San Diego
2003	14/-	W, 3-2	San Diego%
2004	9/-	W, 3-0	San Diego
2004	9/-	W, 3-0	Fort Collins
2005	-/-	W, 3-0	San Diego
2005	-/-	W, 3-1	Fort Collins
2006	-/-	W, 3-1	Fort Collins
2006	-/-	W, 3-2	San Diego
2006	-/-	W, 3-0	N - Las Vegas%
2007	-/-	W, 3-2	Fort Collins
2007	20/-	W, 3-0	San Diego
2007	20/-	W, 3-0	N - Las Vegas%
2008	13/-	W, 3-0	San Diego
2008	16/-	W, 3-0	Fort Collins
2009	-/-	W, 3-1	San Diego
2009	-/-	W, 3-0	Fort Collins
2010	18/-	W, 3-2	San Diego
2010	14/-	W, 3-0	Fort Collins
2011	21/-	W, 3-1	San Diego
2011	25/-	W, 3-0	Fort Collins
2012	-/-	W, 3-0	Fort Collins
2012	-/-	L, 3-1	San Diego
2013	12/-	W, 3-1	San Diego
2013	9/-	L, 3-2	Fort Collins

SAN FRANCISCO
Overall: 2-0

H: 0-0	A: 0-0	N: 2-0

1986	14/-	W, 3-1	N - Palo Alto
1995	-/-	W, 3-1	N - Santa Clara

SAN JOSÉ STATE
Overall: 8-4

H: 4-0	A: 3-2	N: 1-2

1984	12/15	L, 3-0	San Jose
1985	12/6	L, 3-0	San Jose
1986	14/3	L, 3-1	N - Palo Alto
1987	6/11	W, 3-1	Fort Collins
1992	-/-	W, 3-1	N - Santa Barbara
1996	25/-	W, 3-0	Fort Collins
1996	-/-	W, 3-1	San Jose
1997	18/-	W, 3-0	San Jose
1997	20-	W, 3-0	Fort Collins
1998	-/-	L, 3-2	N - Las Vegas%
2013	12/-	W, 3-0	Fort Collins
2013	10/-	W, 3-0	San Jose

SANTA CLARA
Overall: 4-0

H: 0-0	A: 3-0	N: 1-0

1984	12/-	W, 3-1	Santa Clara
1986	14/-	W, 3-1	Santa Clara
1992	-/-	W, 3-2	N - Santa Barbara
1995	-/-	W, 3-0	Santa Clara

SEATTLE
Overall: 1-0

H: 1-0	A: 0-0	N: 0-0

2011	23/-	W, 3-0	Fort Collins

SETON HALL
Overall: 1-0

H: 1-0	A: 0-0	N: 0-0

2003	-/-	W, 3-0	Fort Collins

SHERBROOKE (CANADA)
Overall: 1-0

H: 0-0	A: 0-0	N: 1-0

1984	11/-	W, 3-0	N - Lincoln

SOUTH CAROLINA
Overall: 1-0

H: 0-0	A: 0-0	N: 1-0

1998	-/-	W, 3-2	N - Austin^

SOUTH FLORIDA
Overall: 1-0

H: 0-0	A: 0-0	N: 1-0

2003	-/-	W, 3-0	N - Manhattan

SOUTHEAST MISSOURI STATE
Overall: 2-0

H: 1-0	A: 0-0	N: 1-0

1998	-/-	W, 3-0	N - Dallas
1999	24/-	W, 3-2	Fort Collins

USC
Overall: 3-6

H: 1-1	A: 1-0	N: 1-5

1980	-/-	L, 2-0	N - Santa Barbara
1981	-/-	L, 2-1	N - Los Angeles
1983	-/4	L, 2-1	N - Fullerton
1985	10/8	L, 3-0	N - Los Angeles
1985	10/8	L, 3-0	N - Los Angeles
1987	10/12	W, 3-2	Los Angeles
1987	6/13	W, 3-2	Fort Collins^
1988	10/11	L, 3-1	Fort Collins
1988	-/14	W, 3-0	N - Los Angeles

SOUTHERN COLORADO
Overall: 2-0

H: 1-0	A: 1-0	N: 0-0

1978	-/-	W, 3-0	Pueblo
1978	-/-	W, 3-0	Fort Collins

SOUTHERN ILLINOIS
Overall: 3-1

H: 2-0	A: 0-0	N: 1-1

1986	16/-	W, 3-0	Fort Collins
1988	18/-	W, 3-1	Fort Collins
1990	-/-	L, 3-2	N - Muncie
1991	-/-	W, 3-0	N - Norman

SMU
Overall: 5-0

H: 3-0	A: 2-0	N: 0-0

1996	24/-	W, 3-0	Dallas
1996	-/-	W, 3-0	Fort Collins
1998	-/-	W, 3-1	Dallas
1998	-/-	W, 3-0	Fort Collins
1999	17/-	W, 3-0	Fort Collins

SOUTHERN MISSISSIPPI
Overall: 1-0

H: 1-0	A: 0-0	N: 0-0

2004	11/-	W, 3-0	Fort Collins

STANFORD
Overall: 0-11

H: 0-3	A: 0-6	N: 0-2

1984	10/3	L, 3-0	N - San Diego^
1985	12/2	L, 3-2	N - San Jose
1985	15/2	L, 3-0	Palo Alto^
1987	10/4	L, 3-1	Palo Alto
1987	6/3	L, 3-0	Palo Alto^
1989	17/5	L, 3-0	Fort Collins
1991	-/2	L, 3-0	Fort Collins
1996	-/2	L, 3-0	Palo Alto^
2001	10/3	L, 3-0	Palo Alto
2003	-/4	L, 3-0	Fort Collins
2010	17/2	L, 3-0	Palo Alto^

TENNESSEE
Overall: 2-2

H: 1-0	A: 0-0	N: 1-2

1983	-/14	L, 3-2	N - Tucson
1990	-/-	W, 3-0	Fort Collins
2009	-/-	W, 3-1	N - Chapel Hill
2012	24/14	L, 3-2	N - Wichita

TEXAS
Overall: 1-7

H: 0-1	A: 0-3	N: 1-3

1978	-/-	L, By Default	N - Provo
1981	-/-	L, 2-0	N - Los Angeles
1984	12/8	W, 3-2	N - San Jose
1988	-/6	L, 3-0	Austin^
1989	18/8	L, 3-1	N - Honolulu
1990	-/5	L, 3-2	Fort Collins
1993	-/2	L, 3-2	Austin
1998	-/-	L, 3-0	Austin^

TEXAS A&M
Overall: 6-2

H: 2-1	A: 1-0	N: 2-1

1978	-/-	L, 2-1	N - Provo
1980	-/-	W, 3-1	N - Provo
1986	15/-	W, 3-1	Fort Collins
1988	10/-	W, 3-2	College Station
1992	25/-	W, 3-0	N - Albuquerque
1996	-/18	W, 3-1	Fort Collins
2006	-/-	L, 3-1	Fort Collins
2013	22/-	W, 3-0	Fort Collins

TEXAS-ARLINGTON

Overall: 4-1

H: 1-1	A: 1-0	N: 2-0
1989 17/12	W, 3-2	N - Tucson
1990 -/-	L, 3-2	Fort Collins
1991 -/-	W, 3-2	N - Norman
1993 -/-	W, 3-0	Arlington
2009 -/-	W, 3-0	Fort Collins

TCU

Overall: 14-5

H: 9-0	A: 4-5	N: 1-0
1996 24/-	W, 3-0	Fort Worth
1996 -/-	W, 3-0	Fort Collins
1998 -/-	W, 3-1	Fort Worth
1998 -/-	W, 3-0	Fort Collins
2005 -/-	L, 3-2	Fort Worth
2005 -/-	W, 3-0	Fort Collins
2006 -/-	W, 3-0	Fort Collins
2006 -/-	W, 3-1	Fort Worth
2006 -/-	W, 3-1	N - Las Vegas%
2007 -/-	W, 3-0	Fort Collins
2007 17/-	L, 3-2	Fort Worth
2008 13/-	W, 3-0	Fort Collins
2008 13/-	L, 3-1	Fort Worth
2009 -/-	W, 3-0	Fort Collins
2009 25/-	L, 3-0	Fort Worth
2010 16/-	W, 3-2	Fort Collins
2010 13/-	W, 3-0	Fort Worth
2011 -/-	W, 3-0	Fort Collins
2011 23/-	L, 3-2	Fort Worth

UTEP

Overall: 16-3

H: 8-1	A: 7-1	N: 1-1
1976 -/-	L, 2-1	N - Greeley
1977 -/-	L, 3-0	Fort Collins
1978 -/-	W, 3-2	Fort Collins
1979 -/-	W, 3-1	El Paso
1980 -/-	W, 3-0	Fort Collins
1981 -/-	L, 3-2	El Paso
1982 -/-	W, 2-1	N - Las Cruces
1991 -/-	W, 3-0	Fort Collins
1991 -/-	W, 3-0	El Paso
1992 25/-	W, 3-0	Fort Collins
1992 -/-	W, 3-0	El Paso
1993 19/-	W, 3-0	El Paso
1993 24/-	W, 3-0	Fort Collins
1994 -/-	W, 3-0	Fort Collins
1994 -/-	W, 3-0	El Paso
1995 -/-	W, 3-0	Fort Collins
1995 -/-	W, 3-0	El Paso
1997 20/-	W, 3-0	Fort Collins
1997 17/-	W, 3-0	El Paso

TEXAS TECH

Overall: 5-0

H: 3-0	A: 0-0	N: 2-0
1979 -/-	W, 2-0	N - Provo
1983 -/-	W, 2-1	N - Provo
1985 12/-	W, 3-1	Fort Collins
2005 -/-	W, 3-0	Fort Collins
2010 15/-	W, 3-0	Fort Collins

TEXAS WOMEN'S

Overall: 0-0-1

H: 0-0	A: 0-0	N: 0-0-1
1979 -/-	T, 1-1	N - San Diego

TULSA

Overall: 2-0

H: 1-0	A: 1-0	N: 0-0
1998 -/-	W, 3-0	Fort Collins
1998 24/-	W, 3-0	Tulsa

U.S. INTERNATIONAL

Overall: 1-1

H: 1-0	A: 0-1	N: 0-0
1985 12/-	W, 3-1	Fort Collins
1986 19/-	L, 3-2	San Diego

UTAH

Overall: 49-24

H: 24-7	A: 18-12	N: 7-5
1976 -/-	L, 2-0	Salt Lake City
1977 -/-	L, 3-1	Fort Collins
1978 -/-	L, 3-0	Salt Lake City
1979 -/-	L, 2-1	N - San Diego
1979 -/-	L, 3-0	Fort Collins
1979 -/-	W, 3-2	N - Logan
1980 -/-	W, 3-1	Salt Lake City
1981 -/-	W, 2-0	N - Provo
1981 -/-	W, 3-0	Fort Collins
1981 -/-	W, 3-1	N - Las Cruces
1981 -/-	W, 3-1	N - Las Cruces
1982 -/-	W, 3-2	Fort Collins
1982 -/-	L, 3-0	Salt Lake City
1983 -/-	L, 2-1	N - Greeley
1983 -/-	L, 3-1	Salt Lake City
1983 -/-	W, 3-0	Fort Collins
1984 10/-	W, 3-2	Salt Lake City
1984 11/-	W, 3-0	Fort Collins
1985 13/-	W, 3-1	Fort Collins
1985 12/-	W, 3-0	Salt Lake City
1986 14/-	W, 3-1	Fort Collins
1986 14/-	L, 3-2	Salt Lake City
1987 6/-	W, 3-0	Salt Lake City
1987 7/-	W, 3-0	Fort Collins
1988 -/-	W, 3-1	Fort Collins
1988 -/-	W, 3-0	Salt Lake City
1989 17/-	W, 3-0	Fort Collins
1989 -/-	W, 3-0	Salt Lake City
1990 -/-	W, 3-0	Salt Lake City
1990 -/-	W, 3-0	Fort Collins
1991 -/-	W, 3-0	Salt Lake City
1991 -/-	W, 3-1	Fort Collins
1992 -/-	W, 3-1	Fort Collins
1992 25/-	L, 3-2	Salt Lake City
1993 19/-	W, 3-0	Fort Collins
1993 20/-	L, 3-1	Salt Lake City
1994 -/-	L, 3-0	Salt Lake City
1994 -/-	L, 3-1	Fort Collins
1995 -/-	L, 3-1	Salt Lake City
1995 -/-	W, 3-1	Fort Collins
1997 20/-	W, 3-1	Salt Lake City
1997 19/-	W, 3-2	Fort Collins
1999 15/-	W, 3-2	Fort Collins
1999 11/-	W, 3-1	Salt Lake City
1999 12/-	W, 3-2	N - Provo%
2000 3/16	W, 3-0	Fort Collins
2000 3/20	W, 3-0	Salt Lake City
2001 9/19	W, 3-0	Fort Collins
2001 6/15	L, 3-2	Salt Lake City
2001 8/16	L, 3-2	N - Provo%
2002 -/16	W, 3-1	Fort Collins
2002 -/21	W, 3-1	Salt Lake City
2003 -/-	W, 3-1	Salt Lake City
2003 18/-	W, 3-1	Fort Collins
2003 14/-	W, 3-1	N - San Diego%
2004 7/18	L, 3-1	Fort Collins
2004 10/17	W, 3-0	Salt Lake City
2004 8/19	W, 3-0	Fort Collins%
2005 -/-	W, 3-2	Fort Collins
2005 -/-	W, 3-1	Salt Lake City
2005 -/-	L, 3-0	N - Las Vegas%
2006 -/21	L, 3-0	Salt Lake City
2006 -/9	L, 3-1	Fort Collins
2006 -/9	W, 3-2	N - Las Vegas%
2007 -/-	L, 3-1	Fort Collins
2007 21/-	W, 3-0	Salt Lake City
2007 20/-	L, 3-2	N - Las Vegas%
2008 15/-	W, 3-2	Fort Collins
2008 15/22	L, 3-1	Salt Lake City
2009 -/-	W, 3-0	Fort Collins
2009 -/-	W, 3-1	Salt Lake City
2010 18/-	W, 3-0	Salt Lake City
2010 14/-	L, 3-1	Fort Collins

UTAH STATE

Overall: 19-14

H: 9-6	A: 7-5	N: 3-3
1976 -/-	L, 2-0	Fort Collins
1977 -/-	L, 3-0	Logan
1978 -/-	L, 3-0	Fort Collins
1979 -/-	L, 3-0	Logan
1979 -/-	L, 3-0	Logan
1980 -/-	L, 3-1	N - Provo
1980 -/-	L, 3-1	Fort Collins
1980 -/-	L, 3-0	Fort Collins
1980 -/-	L, 3-0	Fort Collins
1981 -/-	L, 3-0	N - Provo
1981 -/-	L, 3-0	Logan
1981 -/-	W, 3-1	N - Las Cruces
1981 -/-	L, 3-1	N - Las Cruces
1982 -/-	L, 3-2	Fort Collins
1982 -/-	L, 3-0	Logan
1983 -/-	W, 2-0	N - Provo
1983 -/-	W, 2-0	N - Greeley
1984 10/-	W, 3-0	Logan
1984 11/-	W, 3-0	Fort Collins
1985 12/-	W, 3-0	Logan
1985 15/-	W, 3-0	Fort Collins
1986 14/-	W, 3-1	Logan
1986 19/-	W, 3-1	Fort Collins
1987 6/-	W, 3-1	Logan
1987 7/-	W, 3-0	Fort Collins
1988 -/-	W, 3-0	Fort Collins
1988 -/-	W, 3-0	Logan
1989 -/-	W, 3-0	Logan
1989 -/-	W, 3-1	Fort Collins
1993 -/-	W, 3-0	Fort Collins
2001 14/-	W, 3-1	Fort Collins
2013 13/-	W, 3-1	Fort Collins
2013 9/-	W, 3-2	Logan

VILLANOVA

Overall: 1-0

H: 0-0	A: 0-0	N: 1-0
1998 -/-	W, 3-1	N - Monroe

VCU
Overall: 1-0

H: 1-0	A: 0-0	N: 0-0
2010 18/-	W, 3-2	Fort Collins

VIRGINIA
Overall: 2-0

H: 1-0	A: 0-0	N: 1-0
2012 25/-	W, 3-0	Fort Collins
2013 -/-	W, 3-1	N - Malibu

VIRGINIA TECH
Overall: 3-0

H: 2-0	A: 0-0	N: 1-0
1994 -/-	W, 3-0	Fort Collins
1996 25/-	W, 3-1	N - Clemson
2005 -/-	W, 3-0	Fort Collins

WAKE FOREST
Overall: 1-0

H: 1-0	A: 0-0	N: 0-0
2006 -/-	W, 3-0	Fort Collins

WASHINGTON
Overall: 3-5

H: 3-2	A: 0-1	N: 0-2
1984 14/-	W, 3-1	Fort Collins
1993 19/-	L, 3-1	Seattle
1994 -/-	L, 3-2	Fort Collins
1997 25/20	W, 3-1	Fort Collins
2002 -/-	L, 3-1	N - Honolulu^
2005 -/3	L, 3-0	Fort Collins^
2006 -/6	L, 3-1	N - Boulder^
2009 25/6	W, 3-1	Fort Collins^

WASHINGTON STATE
Overall: 1-2

H: 0-1	A: 1-1	N: 0-0
1994 -/23	L, 3-2	Fort Collins
1997 21/11	L, 3-1	Pullman^
2004 10/-	W, 3-1	Pullman

WEBER STATE
Overall: 9-4

H: 4-0	A: 2-2	N: 3-2
1976 -/-	L, 2-0	Ogden
1977 -/-	L, 2-0	N - Provo
1977 -/-	L, 3-0	Ogden
1978 -/-	W, 2-1	N - Provo
1978 -/-	W, 3-2	Fort Collins
1979 -/-	W, 3-1	Ogden
1980 -/-	W, 3-0	Fort Collins
1981 -/-	W, 3-1	Ogden
1982 -/-	L, 2-0	N - Provo
1983 -/-	W, 3-2	N - Provo
1991 -/-	W, 3-0	N - Provo
1992 -/-	W, 3-0	Fort Collins
1993 23/-	W, 3-0	Fort Collins

WEST TEXAS STATE
Overall: 1-0

H: 1-0	A: 0-0	N: 0-0
1984 12/-	W, 3-0	Fort Collins

WESTERN KENTUCKY
Overall: 1-0

H: 1-0	A: 0-0	N: 0-0
1992 -/-	W, 3-0	Fort Collins

WESTERN MICHIGAN
Overall: 1-1

H: 1-0	A: 0-1	N: 0-0
1986 19/18	L, 3-0	Kalamazoo^
2002 18/-	W, 3-0	Fort Collins

WICHITA STATE
Overall: 3-2

H: 1-1	A: 1-1	N: 1-0
1991 -/-	W, 3-1	Wichita
1994 -/-	W, 3-1	Fort Collins
1998 -/-	W, 3-0	N - Dallas
2011 14/-	L, 3-1	Fort Collins
2012 24/-	L, 3-1	Wichita

WINTHROP
Overall: 1-0

H: 1-0	A: 0-0	N: 0-0
2007 -/-	W, 3-2	Fort Collins

WISCONSIN
Overall: 1-0

H: 0-0	A: 1-0	N: 0-0
1986 18/-	W, 3-0	Madison

WISCONSIN-MILWAUKEE
Overall: 1-0

H: 0-0	A: 0-0	N: 1-0
2003 -/-	W, 3-1	N - Minneapolis

WRIGHT STATE
Overall: 1-0

H: 1-0	A: 0-0	N: 0-0
1990 -/-	W, 3-0	Fort Collins

WYOMING
Overall: 57-19

H: 29-8	A: 25-11	N: 3-0
1976 -/-	L, 2-0	Fort Collins
1977 -/-	W, 3-2	Laramie
1977 -/-	W, 3-2	Fort Collins
1978 -/-	W, 3-2	Fort Collins
1978 -/-	L, 3-2	Laramie
1979 -/-	W, 3-1	Laramie
1979 -/-	W, 3-0	Fort Collins
1980 -/-	W, 3-2	Laramie
1981 -/-	L, 3-0	Fort Collins
1982 -/-	L, 3-0	Fort Collins
1982 -/-	L, 3-1	Laramie
1983 -/-	W, 3-0	Laramie
1983 -/-	W, 3-0	Fort Collins
1984 11/-	W, 3-1	Fort Collins
1984 10/20	W, 3-1	Laramie
1985 10/-	W, 2-0	N - Los Angeles
1985 14/-	W, 3-2	Laramie
1985 15/-	W, 3-1	Fort Collins
1986 14/-	W, 3-0	Fort Collins
1986 18/-	L, 3-2	Laramie
1987 6/-	L, 3-2	Laramie
1987 6/-	W, 3-1	Fort Collins
1988 -/-	W, 3-1	Fort Collins
1988 -/-	W, 3-0	Laramie
1989 17/-	L, 3-2	Laramie
1989 -/-	L, 3-1	Fort Collins
1990 -/-	L, 3-0	Laramie
1990 -/-	L, 3-1	Fort Collins
1991 -/-	L, 3-0	Fort Collins
1991 -/-	L, 3-1	Laramie
1992 24/-	L, 3-1	Laramie
1992 -/24	W, 3-1	Fort Collins
1993 19/-	W, 3-0	Fort Collins
1993 -/-	W, 3-1	Laramie
1994 -/24	L, 3-0	Laramie
1994 -/-	L, 3-2	Fort Collins
1995 -/-	W, 3-2	Fort Collins
1995 -/-	W, 3-1	Laramie
1996 -/-	W, 3-0	Laramie
1996 -/-	L, 3-2	Fort Collins
1996 -/-	W, 3-1	N - Las Vegas%
1997 18/-	W, 3-0	Fort Collins
1997 17/-	L, 3-0	Laramie
1998 -/-	W, 3-1	Laramie
1998 -/-	W, 3-2	Fort Collins
1999 15/-	W, 3-0	Laramie
1999 12/-	W, 3-0	Fort Collins
2000 4/-	W, 3-0	Fort Collins
2000 3/-	W, 3-0	Laramie
2001 8/-	W, 3-0	Fort Collins
2001 8/-	W, 3-0	Laramie
2002 18/-	W, 3-0	Fort Collins
2002 -/-	W, 3-1	Laramie
2003 22/-	W, 3-0	Laramie
2003 15/-	W, 3-1	Fort Collins
2004 7/-	W, 3-0	Fort Collins
2004 9/-	W, 3-0	Laramie
2005 -/-	W, 3-2	Fort Collins
2005 -/-	W, 3-0	Laramie
2006 -/-	W, 3-1	Laramie
2006 -/-	W, 3-0	Fort Collins
2007 23/-	W, 3-0	Laramie
2007 18/-	W, 3-0	Fort Collins
2008 13/-	W, 3-2	Fort Collins
2008 16/-	W, 3-0	Laramie
2009 -/-	W, 3-0	Laramie
2009 -/-	W, 3-0	Fort Collins
2010 15/-	W, 3-0	Fort Collins
2010 15/-	W, 3-0	Laramie
2011 23/-	L, 3-2	Laramie
2011 24/-	W, 3-0	Fort Collins
2011 -/-	W, 3-0	N - Albuquerque%
2012 -/-	W, 3-0	Fort Collins
2012 -/-	W. 3-0	Laramie
2013 22/-	W, 3-0	Fort Collins
2013 10/-	W, 3-1	Laramie

XAVIER
Overall: 1-0

H: 0-0	A: 0-0	N: 1-0
1991 -/-	W, 3-1	N - Wichita

Second column: First number represents CSU's national rank; second number denotes opponent's rank.

% Conference tournament
^ NCAA tournament

Unknown match locations are listed as neutral

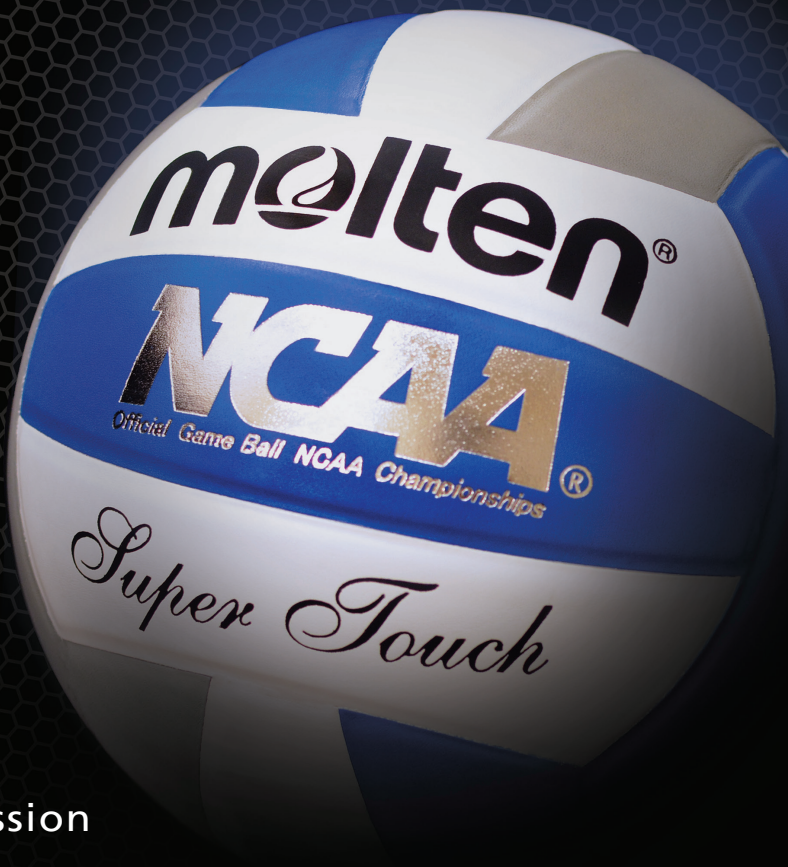

real passion

real dreams

real GAME.

molten® *For the real game*

Molten is the Official Volleyball of Colorado State University

join us at
MOLTENUSA.COM

Molten is the Official Volleyball of the NCAA® Women's Volleyball Championships

NCAA® and NCAA Championships® are registered trademarks of the National Collegiate Athletic Association
Trademarks owned by Molten Corporation or Molten USA, Inc. ©2014 Molten USA, Inc.

2013 SEASON REVIEW

The Rams won their fifth consecutive Mountain West championship in 2013. Senior Michelle Smith (left) became the second player in CSU volleyball history to win five regular-season conference titles throughout her career.

In her first year as a starter, Samantha Peters led the team in hitting and blocking, and was named the Mountain West Player of the Year.

Tom Hilbert, the 2013 Pacific North Region Coach of the Year, earned his 600th career victory on Nov. 9, 2013.

Exceeding all expectations, the 2013 volleyball season was record breaking for Colorado State. After graduating four senior starters from the 2012 championship squad, the Rams weren't the favorite to win the Mountain West for the first time since 2009.

That quickly changed, as the Rams went undefeated in non-conference action for just the second time ever, highlighted by wins over Pepperdine and Texas A&M – two teams receiving top-25 votes at the time.

In conference play, it was much of the same, as CSU rattled off win after win, including a come-from-behind victory over Utah State on Nov. 2 to improve to a program-record 21-0. CSU trailed big at the break, but rallied to win the final three sets, marking the first time since 2000 that the Rams had overcome an 0-2 deficit in a true road match.

"I sit back sometimes in awe of this group of players and the things they continue to do in these tough situations," Hilbert said after the victory. "I don't think this is me as a coach. I think this particular group has character, and just have it. They have a magical way of competing and doing well in end-game situations. That's just these kids; they're great. I told them at the end of the game that it was kind of a magical night."

The winning continued for nearly another month, as the Rams improved their mark to 27-0 with a win at Fresno State on Nov. 23, capping a 12-0 record on



Deedra Foss (above) was named the 2013 Mountain West Setter of the Year. She was joined on the all-conference team by Adrianna Culbert (right top) and Kelsey Snider (right).

the season in true road matches. At the time, CSU was one of two undefeated teams in the nation.

CSU eventually would lose – falling to San Diego State after leading 2-0, a loss which snapped the Rams' 21-match home winning streak – but bounced back to win its regular-season finale and celebrate a fifth-consecutive MW championship.

"Some people ask me if winning conference championships becomes old hat," Hilbert said. "Not one bit. Every time we get to lift up a trophy and celebrate a championship with our fans is very, very special to me."

Cassidy Denny

The season concluded with a 28-2 mark (.933), the highest winning percentage in CSU volleyball history. The Rams were ranked for the final 14 weeks of the season, including in the top 10 for five weeks, and in addition to another conference title, competed in the NCAA tournament for the 19th straight season.

The success on the court translated to record-setting attendance marks. CSU averaged 3,283 fans per match, a figure which ranked seventh nationally and was also a program best.

Marlee Reynolds

Senior Samantha Peters – who entered the season with just 26 career kills – was named the Mountain

Moby Arena housed an average of 3,283 fans per match in 2013, a figure which ranked seventh nationally and set a program record.

Jaime Colaizzi

West Player of the Year after ranking in the top 25 nationally for blocking and hitting. She was one of two players in the country to average at least 1.40 blocks per set and hit above .400, and her .402 hitting percentage ranks fifth in program history.

Junior setter Deedra Foss joined Peters on the all-conference team, being named the Mountain West Setter of the Year. Her 11.76 assists-per-set average ranked 10th nationally, and she helped the Rams become one of the top offensive teams in the country, ranking sixth for hitting percentage and 14th for kills. CSU also ranked 13th for blocking in 2013.

Junior Kelsey Snider and sophomore Adrianna Culbert were also honored by the MW, as was Hilbert, who earned his ninth MW Coach of the Year award.

Culbert, Foss and Peters earned national recognition, being named AVCA All-America Honorable Mention selections, and Hilbert was tabbed as the AVCA Pacific North Region Coach of the Year.

On Nov. 9, he earned his 600th career victory, becoming one of 10 coaches in women's volleyball history with 600 victories and a winning percentage above .770.

"After losing as much star-power as we lost last year, the biggest trait that came out of this year is unselfishness," Hilbert said. "This team showed that unselfishness and discipline can win a lot of games."

2013 MATCH-BY-MATCH COMPARISON

Date	Opponent	Score	Kills	Errors	TA	Hit%	Assists	SA	SE	RE	Digs	Blocks	BS	BA	BE	BHE
Aug 30, 2013	BAYLOR	3-0	53 / 23	7 / 17	87 / 84	.529 / .071	47 / 22	2 / 4	5 / 2	4 / 2	39 / 23	3.0 / 2.5	0 / 0	6 / 5	1 / 2	0 / 0
Aug 31, 2013	CAL POLY	3-0	41 / 36	13 / 18	108 / 101	.259 / .178	37 / 36	6 / 3	4 / 7	3 / 6	40 / 45	10.5 / 6.5	2 / 0	17 / 13	3 / 1	1 / 3
Sep 03, 2013	NORTHERN COLORADO	3-0	46 / 23	19 / 20	109 / 109	.248 / .028	42 / 22	5 / 1	4 / 3	1 / 5	53 / 36	9.0 / 10.5	2 / 3	14 / 15	4 / 1	1 / 1
Sep 06, 2013	vs Virginia	3-1	49 / 46	20 / 25	119 / 113	.244 / .186	44 / 43	11 / 2	12 / 8	2 / 11	39 / 45	12.0 / 10.0	6 / 1	12 / 18	5 / 1	0 / 0
Sep 07, 2013	vs UC Santa Barbara	3-1	64 / 54	16 / 20	151 / 147	.318 / .231	58 / 50	5 / 2	10 / 4	2 / 5	65 / 63	3.5 / 7.0	0 / 0	7 / 14	5 / 4	1 / 1
Sep 07, 2013	at Pepperdine	3-1	62 / 57	16 / 26	140 / 159	.329 / .195	59 / 52	5 / 7	7 / 5	7 / 5	68 / 52	14.0 / 9.5	2 / 3	24 / 13	2 / 2	1 / 0
Sep 10, 2013	at Denver	3-1	64 / 58	8 / 19	136 / 145	.412 / .269	58 / 53	6 / 7	4 / 3	7 / 6	52 / 57	8.0 / 0.0	3 / 0	10 / 0	0 / 0	0 / 1
Sep 11, 2013	MISSOURI STATE	3-0	46 / 38	11 / 23	93 / 104	.376 / .144	43 / 34	3 / 2	5 / 0	2 / 3	33 / 33	11.0 / 4.0	4 / 1	14 / 6	5 / 1	0 / 2
Sep 18, 2013	WYOMING	3-0	50 / 40	16 / 18	128 / 113	.266 / .195	45 / 38	2 / 4	5 / 5	4 / 2	47 / 49	10.0 / 9.0	0 / 2	20 / 14	3 / 1	0 / 0
Sep 21, 2013	TEXAS A&M	3-0	43 / 28	14 / 21	104 / 114	.279 / .061	38 / 25	2 / 2	2 / 5	2 / 2	52 / 39	11.5 / 5.0	2 / 0	19 / 10	1 / 1	1 / 0
Sep 26, 2013	at Air Force	3-0	42 / 29	12 / 16	98 / 88	.306 / .148	36 / 28	8 / 0	14 / 7	0 / 8	35 / 39	10.0 / 1.0	1 / 1	18 / 0	4 / 6	0 / 1
Sep 28, 2013	at New Mexico	3-2	68 / 62	29 / 24	177 / 161	.220 / .236	61 / 61	6 / 4	12 / 7	4 / 6	64 / 66	11.0 / 15.0	3 / 8	16 / 14	5 / 4	1 / 3
Oct 03, 2013	at Nevada	3-1	56 / 45	16 / 25	106 / 111	.377 / .180	54 / 43	3 / 4	8 / 8	4 / 3	36 / 29	12.0 / 6.0	1 / 2	22 / 8	0 / 3	1 / 0
Oct 10, 2013	UTAH STATE	3-1	58 / 43	29 / 29	168 / 142	.173 / .099	54 / 42	2 / 5	6 / 4	5 / 2	62 / 67	16.5 / 12.0	3 / 0	27 / 24	0 / 1	0 / 2
Oct 12, 2013	BOISE STATE	3-0	41 / 28	8 / 26	84 / 100	.393 / .020	37 / 25	1 / 3	8 / 5	3 / 1	36 / 30	9.5 / 1.0	1 / 0	17 / 2	0 / 0	1 / 0
Oct 17, 2013	at UNLV	3-2	64 / 57	28 / 35	183 / 192	.197 / .115	61 / 53	4 / 4	9 / 8	4 / 4	92 / 77	15.5 / 15.0	1 / 2	29 / 26	1 / 1	1 / 1
Oct 19, 2013	at San Diego State	3-1	61 / 51	19 / 22	148 / 149	.284 / .195	53 / 47	4 / 4	10 / 6	4 / 4	61 / 60	13.0 / 11.0	1 / 1	24 / 20	0 / 4	1 / 0
Oct 24, 2013	FRESNO STATE	3-0	35 / 38	17 / 28	84 / 108	.214 / .093	34 / 36	2 / 3	3 / 7	3 / 2	33 / 28	11.0 / 6.0	0 / 1	22 / 10	3 / 0	0 / 3
Oct 26, 2013	SAN JOSE STATE	3-0	49 / 31	7 / 16	86 / 92	.488 / .163	45 / 31	5 / 1	2 / 3	1 / 5	42 / 27	5.5 / 2.0	1 / 0	9 / 4	0 / 0	0 / 2
Oct 31, 2013	at Boise State	3-0	38 / 35	5 / 25	76 / 100	.434 / .100	36 / 35	4 / 5	6 / 8	5 / 4	35 / 28	8.0 / 4.0	2 / 1	12 / 6	2 / 0	0 / 0
Nov 02, 2013	at Utah State	3-2	66 / 62	23 / 34	191 / 201	.225 / .139	62 / 57	2 / 3	10 / 6	3 / 2	91 / 87	21.0 / 9.0	1 / 2	40 / 14	3 / 2	0 / 0
Nov 05, 2013	at Wyoming	3-1	63 / 46	20 / 23	138 / 134	.312 / .172	54 / 41	4 / 3	7 / 8	3 / 4	58 / 48	10.5 / 9.0	1 / 2	19 / 14	4 / 2	0 / 1
Nov 09, 2013	NEVADA	3-0	49 / 33	17 / 17	99 / 92	.323 / .174	46 / 31	3 / 1	4 / 5	1 / 3	39 / 24	7.0 / 7.0	1 / 1	12 / 12	1 / 3	0 / 1
Nov 14, 2013	NEW MEXICO	3-1	53 / 48	26 / 27	150 / 144	.180 / .146	50 / 47	5 / 0	5 / 5	0 / 5	56 / 60	11.0 / 13.0	2 / 2	18 / 22	0 / 3	0 / 0
Nov 15, 2013	AIR FORCE	3-0	51 / 39	12 / 16	117 / 116	.333 / .198	48 / 38	7 / 4	4 / 0	4 / 7	50 / 47	7.0 / 4.0	1 / 1	12 / 6	1 / 3	0 / 1
Nov 21, 2013	at San Jose State	3-0	45 / 38	10 / 18	95 / 100	.368 / .200	38 / 36	5 / 1	4 / 8	1 / 5	39 / 32	7.5 / 7.0	2 / 2	11 / 10	3 / 1	0 / 0
Nov 23, 2013	at Fresno State	3-0	45 / 38	7 / 19	99 / 119	.384 / .160	41 / 35	3 / 2	2 / 7	2 / 3	50 / 41	9.0 / 6.0	2 / 0	14 / 12	0 / 0	1 / 0
Nov 27, 2013	SAN DIEGO STATE	2-3	65 / 63	22 / 33	162 / 167	.265 / .180	58 / 60	4 / 5	7 / 7	5 / 4	59 / 62	11.5 / 9.0	3 / 2	17 / 14	2 / 2	2 / 0
Nov 29, 2013	UNLV	3-0	48 / 25	13 / 21	104 / 117	.337 / .034	44 / 24	3 / 2	4 / 2	2 / 3	61 / 34	5.0 / 2.0	1 / 0	8 / 4	0 / 1	0 / 1
Dec 05, 2013	vs Cal State Northridge	2-3	59 / 68	15 / 27	134 / 165	.328 / .248	56 / 63	5 / 4	7 / 6	4 / 5	58 / 52	16.0 / 5.0	4 / 1	24 / 8	5 / 6	2 / 1

Note: Match totals are displayed in the format TEAM/OPPONENT for each category

2013 FINAL SEASON STATISTICS - ALL MATCHES

RECORD:	OVERALL	HOME	AWAY	NEUTRAL
ALL GAMES	28-2	14-1	12-0	2-1
CONFERENCE	19-1	9-1	10-0	0-0
NON-CONFERENCE	9-1	5-0	2-0	2-1

			Attack					Set		Serve				Dig		Blocking						
##	Player	sp	k	k/s	e	ta	pct	a	a/s	sa	se	sa/s	re	dig	dig/s	bs	ba	total	blk/s	be	bhe	points
15	REYNOLDS, Marlee	109	333	3.06	133	932	.215	2	0.02	0	0	0.00	0	58	0.53	8	70	78	0.72	7	0	376.0
7	SNIDER, Kelsey	108	281	2.60	67	586	.365	4	0.04	13	18	0.12	4	27	0.25	6	106	112	1.04	10	2	353.0
3	CULBERT, Adrianna	109	275	2.52	81	638	.304	78	0.72	21	42	0.19	26	303	2.78	3	52	55	0.50	10	4	325.0
6	PETERS, Samantha	102	256	2.51	52	508	.402	3	0.03	1	8	0.01	0	24	0.24	15	130	145	1.42	6	1	337.0
17	LAWRENCE, Michelle	85	246	2.89	84	578	.280	0	0.00	0	0	0.00	0	40	0.47	9	49	58	0.68	11	0	279.5
18	FOSS, Deedra	109	88	0.81	16	176	.409	1282	11.76	32	43	0.29	0	218	2.00	9	80	89	0.82	14	7	169.0
9	THOMAS, Kaila	42	52	1.24	31	169	.124	2	0.05	0	0	0.00	0	14	0.33	1	9	10	0.24	2	0	57.5
11	ANDREWS, Acacia	27	39	1.44	9	69	.435	1	0.04	0	0	0.00	0	0	0.00	2	14	16	0.59	3	0	48.0
8	BESTGEN, Kaitlind	80	1	0.01	1	6	.000	14	0.17	22	22	0.28	22	131	1.64	0	0	0	0.00	0	1	23.0
2	DENNY, Cassidy	99	1	0.01	1	2	.000	15	0.15	22	19	0.22	18	200	2.02	0	1	1	0.01	0	0	23.5
20	SMITH, Michelle	56	1	0.02	0	2	.500	12	0.21	6	12	0.11	4	85	1.52	0	0	0	0.00	0	0	7.0
21	BROADWATER, Cayla	14	1	0.07	0	6	.167	0	0.00	0	0	0.00	0	0	0.00	0	3	3	0.21	0	0	2.5
1	COLAIZZI, Jaime	109	0	0.00	0	2	.000	26	0.24	10	26	0.09	15	445	4.08	0	0	0	0.00	0	0	10.0
	Team	-	-	-	-	-	-	-	-	-	-	-	3	-	-	-	-	-	-	-	-	-
	COLORADO STATE	109	1574	14.44	475	3674	.299	1439	13.20	127	190	1.17	92	1545	14.17	53	514	310.0	2.84	63	15	2011.0
	Opponents	109	1282	11.76	688	3787	.157	1208	11.08	92	159	0.84	127	1380	12.66	39	338	208.0	1.91	56	25	1582.0

Team Statistics	CS	OPP
ATTACK		
Kills	1574	1282
Errors	475	688
Total Attacks	3674	3787
Attack Pct	.299	.157
Kills/Set	14.4	11.8
SET		
Assists	1439	1208
Assists/Set	13.2	11.1
SERVE		
Aces	127	92
Errors	190	159
Aces/Set	1.2	0.8
SERVE RECEPTIONS		
Errors	92	127
Errors/Set	0.8	1.2
DEFENSE		
Digs	1545	1380
Digs/Set	14.2	12.7
BLOCKING		
Block Solo	53	39
Block Assist	514	338
Total Blocks	310.0	208.0
Blocks/Set	2.8	1.9
Block Errors	63	56
Ball handling errors	15	25
ATTENDANCE		
Total	49240	9234
Dates/Avg Per Date	15/3283	12/770
Neutral site #/Avg	3/236	
Current win streak	0	-
Home win streak	1	-

Date	Opponent		Score	Score by set	Att.
Aug 30	BAYLOR	w	3-0	25-12,25-11,25-16	3724
Aug 31	CAL POLY	w	3-0	25-19,25-22,25-16	2233
Sep 03	NORTHERN COLORADO	w	3-0	25-23,25-12,25-13	2116
Sep 06	vs Virginia	w	3-1	18-25,25-17,25-19,25-19	125
Sep 07	vs UC Santa Barbara	w	3-1	28-26,25-15,17-25,25-20	117
Sep 07	at Pepperdine	w	3-1	25-20,25-20,23-25,25-23	239
Sep 10	at Denver	w	3-1	18-25,25-18,25-21,25-13	546
Sep 11	MISSOURI STATE	w	3-0	25-21,25-17,25-19	1810
•Sep 18	WYOMING	w	3-0	25-23,25-22,25-21	4118
Sep 21	TEXAS A&M	w	3-0	25-11,25-16,25-20	3563
•Sep 26	at Air Force	w	3-0	25-20,25-19,25-16	603
•Sep 28	at New Mexico	w	3-2	27-25,25-18,25-27,16-25,15-13	1623
•Oct 03	at Nevada	w	3-1	25-22,25-12,17-25,25-15	378
•Oct 10	UTAH STATE	w	3-1	25-17,20-25,25-23,25-18	2806
•Oct 12	BOISE STATE	w	3-0	25-15,25-15,25-18	4801
•Oct 17	at UNLV	w	3-2	25-12,25-21,27-29,22-25,15-13	536
•Oct 19	at San Diego State	w	3-1	19-25,25-22,25-21,25-17	893
•Oct 24	FRESNO STATE	w	3-0	25-20,25-19,25-23	2231
•Oct 26	SAN JOSE STATE	w	3-0	25-12,25-18,25-11	2864
•Oct 31	at Boise State	w	3-0	25-19,25-20,25-13	291
•Nov 02	at Utah State	w	3-2	20-25,21-25,25-18,27-25,15-8	1865
•Nov 05	at Wyoming	w	3-1	23-25,25-13,25-19,25-19	964
•Nov 09	NEVADA	w	3-0	25-18,25-18,25-19	4418
•Nov 14	NEW MEXICO	w	3-1	16-25,25-20,25-19,25-19	3317
•Nov 15	AIR FORCE	w	3-0	25-21,25-20,25-21	3501
•Nov 21	at San Jose State	w	3-0	27-25,25-14,25-15	333
•Nov 23	at Fresno State	w	3-0	25-13,25-16,25-21	963
•Nov 27	SAN DIEGO STATE	L	2-3	25-15,25-18,21-25,25-27,13-15	3057
•Nov 29	UNLV	w	3-0	25-15,25-9,25-21	4681
Dec 05	vs Cal State Northridge	L	2-3	15-25,21-25,25-13,25-18,12-15	465

Record in 3-set matches: 16-0
Record in 4-set matches: 9-0
Record in 5-set matches: 3-2

Sets won by set	1st	2nd	3rd	4th	5th	Total
Colorado State	23	27	24	11	3	88
Opponents	7	3	6	3	2	21

Points by set	1st	2nd	3rd	4th	5th	Total
Colorado State	711	737	730	340	70	2,588
Opponents	599	537	592	283	64	2,075

2013 FINAL SEASON STATISTICS - MW MATCHES

RECORD:	OVERALL	HOME	AWAY	NEUTRAL
ALL GAMES	19-1	9-1	10-0	0-0
CONFERENCE	19-1	9-1	10-0	0-0
NON-CONFERENCE	0-0	0-0	0-0	0-0

			Attack					Set		Serve				Dig		Blocking						
##	Player	sp	k	k/s	e	ta	pct	a	a/s	sa	se	sa/s	re	dig	dig/s	bs	ba	total	blk/s	be	bhe	points
15	REYNOLDS, Marlee	73	226	3.10	91	636	.212	2	0.03	0	0	0.00	0	42	0.58	6	52	58	0.79	3	0	258.0
7	SNIDER, Kelsey	72	191	2.65	47	408	.353	3	0.04	6	11	0.08	1	10	0.14	3	68	71	0.99	5	2	234.0
6	PETERS, Samantha	70	185	2.64	37	366	.404	2	0.03	1	8	0.01	0	23	0.33	9	102	111	1.59	2	0	246.0
3	CULBERT, Adrianna	73	163	2.23	52	401	.277	53	0.73	10	27	0.14	18	197	2.70	0	37	37	0.51	7	3	191.5
17	LAWRENCE, Michelle	56	154	2.75	63	383	.238	0	0.00	0	0	0.00	0	28	0.50	4	32	36	0.64	5	0	174.0
18	FOSS, Deedra	73	58	0.79	10	113	.425	854	11.70	19	27	0.26	0	139	1.90	6	56	62	0.85	7	3	111.0
9	THOMAS, Kaila	31	41	1.32	27	129	.109	1	0.03	0	0	0.00	0	10	0.32	0	7	7	0.23	1	0	44.5
11	ANDREWS, Acacia	18	26	1.44	7	46	.413	1	0.06	0	0	0.00	0	0	0.00	0	9	9	0.50	2	0	30.5
20	SMITH, Michelle	36	1	0.03	0	1	1.000	6	0.17	6	10	0.17	1	52	1.44	0	0	0	0.00	0	0	7.0
2	DENNY, Cassidy	73	1	0.01	1	2	.000	12	0.16	19	15	0.26	12	148	2.03	0	1	1	0.01	0	0	20.5
21	BROADWATER, Cayla	8	1	0.12	0	4	.250	0	0.00	0	0	0.00	0	0	0.00	0	3	3	0.38	0	0	2.5
1	COLAIZZI, Jaime	73	0	0.00	0	1	.000	18	0.25	8	18	0.11	10	319	4.37	0	0	0	0.00	0	0	8.0
8	BESTGEN, Kaitlind	46	0	0.00	1	3	-.333	5	0.11	8	14	0.17	13	78	1.70	0	0	0	0.00	0	0	8.0
	Team	-	-	-	-	-	-	-	-	-	-	-	3	-	-	-	-	-	-	-	-	-
	COLORADO STATE	73	1047	14.34	336	2493	.285	957	13.11	77	130	1.05	58	1046	14.33	28	367	211.5	2.90	32	8	1335.5
	Opponents	73	851	11.66	472	2546	.149	808	11.07	58	116	0.79	77	935	12.81	30	236	148.0	2.03	37	16	1057.0

Team Statistics	CS	OPP
ATTACK		
Kills	1047	851
Errors	336	472
Total Attacks	2493	2546
Attack Pct	.285	.149
Kills/Set	14.3	11.7
SET		
Assists	957	808
Assists/Set	13.1	11.1
SERVE		
Aces	77	58
Errors	130	116
Aces/Set	1.1	0.8
SERVE RECEPTIONS		
Errors	58	77
Errors/Set	0.8	1.1
DEFENSE		
Digs	1046	935
Digs/Set	14.3	12.8
BLOCKING		
Block Solo	28	30
Block Assist	367	236
Total Blocks	211.5	148.0
Blocks/Set	2.9	2.0
Block Errors	32	37
Ball handling errors	8	16
ATTENDANCE		
Total	35794	8449
Dates/Avg Per Date	10/3579	10/845
Neutral site #/Avg	0/0	
Current win streak	1	-
Home win streak	1	-

Date	Opponent		Score	Score by set	Att.
•Sep 18	WYOMING	w	3-0	25-23,25-22,25-21	4118
•Sep 26	at Air Force	w	3-0	25-20,25-19,25-16	603
•Sep 28	at New Mexico	w	3-2	27-25,25-18,25-27,16-25,15-13	1623
•Oct 03	at Nevada	w	3-1	25-22,25-12,17-25,25-15	378
•Oct 10	UTAH STATE	w	3-1	25-17,20-25,25-23,25-18	2806
•Oct 12	BOISE STATE	w	3-0	25-15,25-15,25-18	4801
•Oct 17	at UNLV	w	3-2	25-12,25-21,27-29,22-25,15-13	536
•Oct 19	at San Diego State	w	3-1	19-25,25-22,25-21,25-17	893
•Oct 24	FRESNO STATE	w	3-0	25-20,25-19,25-23	2231
•Oct 26	SAN JOSE STATE	w	3-0	25-12,25-18,25-11	2864
•Oct 31	at Boise State	w	3-0	25-19,25-20,25-13	291
•Nov 02	at Utah State	w	3-2	20-25,21-25,25-18,27-25,15-8	1865
•Nov 05	at Wyoming	w	3-1	23-25,25-13,25-19,25-19	964
•Nov 09	NEVADA	w	3-0	25-18,25-18,25-19	4418
•Nov 14	NEW MEXICO	w	3-1	16-25,25-20,25-19,25-19	3317
•Nov 15	AIR FORCE	w	3-0	25-21,25-20,25-21	3501
•Nov 21	at San Jose State	w	3-0	27-25,25-14,25-15	333
•Nov 23	at Fresno State	w	3-0	25-13,25-16,25-21	963
•Nov 27	SAN DIEGO STATE	L	2-3	25-15,25-18,21-25,25-27,13-15	3057
•Nov 29	UNLV	w	3-0	25-15,25-9,25-21	4681

Record in 3-set matches: 11-0
Record in 4-set matches: 5-0
Record in 5-set matches: 3-1

2013 INDIVIDUAL SUPERLATIVES

ATTACK PERCENTAGE (K-E-TA) - minimum 10 kills
.762 (16-0-21) ..... SNIDER, Kelsey vs. Cal State Northridge (12/05/13)
.706 (12-0-17) ..... PETERS, Samantha at San José State (11/21/13)
.611 (12-1-18) ..... SNIDER, Kelsey at Fresno State (11/23/13)

KILLS (K-E-TA)
Three Sets: 16 ..... LAWRENCE, Michelle vs. Northern Colorado (9/3/13)
Four Sets: 23 ..... CULBERT, Adrianna at Denver (9/10/13)
Five Sets: 18 ..... LAWRENCE, Michelle vs. Cal State Northridge (12/05/13)
..... SNIDER, Kelsey at New Mexico (9/28/13)

TOTAL ATTEMPTS (K-E-TA)
Three Sets: 35 ..... REYNOLDS, Marlee vs. Air Force (11/15/13)
Four Sets: 52 ..... REYNOLDS, Marlee at San Diego State (10/19/13)
Five Sets: 66 ..... REYNOLDS, Marlee at Utah State (11/12/13)

POINTS
Three Sets: 19.0 ..... LAWRENCE, Michelle vs. Northern Colorado (9/3/13)
Four Sets: 26.0 ..... CULBERT, Adrianna at Denver (9/10/13)
Five Sets: 22.0 ..... SNIDER, Kelsey vs. Cal State Northridge (12/05/13)

ASSISTS
Three Sets: 44 ..... FOSS, Deedra vs. Air Force (11/15/13)
..... FOSS, Deedra vs. Nevada (11/9/13)
Four Sets: 54 ..... FOSS, Deedra at Denver (9/10/13)
Five Sets: 57 ..... FOSS, Deedra at New Mexico (9/28/13)

DIGS
Three Sets: 23 ..... COLAIZZI, Jaime vs. Air Force (11/15/13)
Four Sets: 23 ..... COLAIZZI, Jaime at Pepperdine (9/7/13)
Five Sets: 25 ..... COLAIZZI, Jaime at Utah State (11/2/13)

ACES
5 ..... FOSS, Deedra vs. Air Force (11/15/13)
..... BESTGEN, Kaitlind vs. Virginia (9/6/13)

TOTAL BLOCKS
Three Sets: 8 ..... PETERS, Samantha vs. Fresno State (10/24/13)
Four Sets: 9 ..... PETERS, Samantha at San Diego State (10/19/13)
Five Sets: 12 ..... PETERS, Samantha at Utah State (11/2/13)

2013 TEAM SUPERLATIVES

ATTACK PERCENTAGE (K-E-TA)
.529 (53-7-87) ..... vs. Baylor (8/30/13)
.488 (49-7-86) ..... vs. San José State (10/26/13)
.434 (38-5-76) ..... at Boise State (10/31/13)

KILLS (K-E-TA)
Three Sets: 53 ..... vs. Baylor (8/30/13)
Four Sets: 64 ..... at Denver (9/10/13)
64 ..... vs. UC Santa Barbara (9/7/13)
Five Sets: 68 ..... at New Mexico (9/28/13)

TOTAL ATTEMPTS (K-E-TA)
Three Sets: 128 (50-16-128) ..... vs. Wyoming (9/18/13)
Four Sets: 168 (58-29-168) ..... vs. Utah State (10/10/13)
Five Sets: 191 (66-23-191) ..... at UNLV (10/17/13)

ASSISTS
Three Sets: 48 ..... vs. Air Force (11/15/13)
Four Sets: 59 ..... at Pepperdine (9/7/13)
Five Sets: 62 ..... at Utah State (11/2/13)

DIGS
Three Sets: 61 ..... vs. UNLV (11/29/13)
Four Sets: 68 ..... at Pepperdine (9/7/13)
Five Sets: 92 ..... at UNLV (10/17/13)

ACES
11 ..... vs. Virginia (9/6/13)
8 ..... at Air Force (9/26/13)

BLOCKS
Three Sets: 11.5 ..... vs. Texas A&M (9/21/13)
Four Sets: 16.5 ..... vs. Utah State (10/10/13)
Five Sets: 21.0 ..... at Utah State (11/2/13)

2013 OPPONENT SUPERLATIVES

ATTACK PERCENTAGE (K-E-TA) - minimum 10 kills
.750 (10-1-12) ..... LITTLE, Baylee; San Diego State (11/27/13)
.619 (15-2-21) ..... WILLOUGHBY, Sam; Nevada (10/3/13)
.600 (15-0-25) ..... SCHMID, Sarah; Denver (9/10/13)

KILLS (K-E-TA)
Three Sets: 16 ..... BLUME, Hannah; San José State (10/26/13)
Four Sets: 19 ..... RIDDLE, Chantale; New Mexico (11/14/13)
Five Sets: 20 ..... FALAMAKA, Sekola; UNLV (10/17/13)

TOTAL ATTEMPTS (K-E-TA)
Three Sets: 40 ..... CLEMENT, Akokwe; Air Force (11/15/13)
Four Sets: 50 ..... ETIMANI, Tumua; Utah State (10/10/13)
..... SULLY, Leah; UC Santa Barbara (9/7/13)
Five Sets: 63 ..... FALAMAKA, Sekola; UNLV (10/17/13)

POINTS
Three Sets: 16.0 ..... LEA'EA, Tessa; Nevada (11/9/13)
..... BLUME, Hannah; San José State (10/26/13)
Four Sets: 22.0 ..... RIDDLE, Chantale; New Mexico (11/14/13)
Five Sets: 21.5 ..... FALEMAKA, Sekola; UNLV (10/17/13)

ASSISTS
Three Sets: 35 ..... KELTNER, Hillary; Air Force (11/15/13)
Four Sets: 51 ..... KARST, Bailey; Denver (9/10/13)
Five Sets: 52 ..... FOUCH, Johnna; San Diego State (11/27/13)
..... JOHNSON, Hannah; New Mexico (9/28/13)

DIGS
Three Sets: 23 ..... STEWART, Becky; Wyoming (11/5/13)
Four Sets: 24 ..... ROGERS-COURT, Ashlan; Utah State (10/10/13)
Five Sets: 31 ..... ROGERS-COURT, Ashlan; Utah State (11/2/13)

ACES
3 ..... Five players; most recently by: RICIGLIANO, Justine; San Diego State (10/19/13)

TOTAL BLOCKS
Three Sets: 6 ..... KIRBY, Erin; Wyoming (9/18/13)
Four Sets: 8 ..... SANDBERG, Kaja; San Diego State (10/19/13)
Five Sets: 11 ..... WINTERS, Katlin; UNLV (10/17/13)

2013 OPPONENT SUPERLATIVES

ATTACK PERCENTAGE (K-E-TA)
.269 (58-19-145) ..... Denver (9/10/13)
.248 (68-27-165) ..... Cal State Northridge (12/5/13
.236 (62-24-161) ..... New Mexico (9/28/13)

KILLS (K-E-TA)
Three Sets: 40 ..... Wyoming (9/18/13)
Four Sets: 58 ..... Denver (9/10/13)
Five Sets: 68 ..... Cal State Northridge (12/5/13)

TOTAL ATTEMPTS (K-E-TA)
Three Sets: 119 (38-19-119) ..... Fresno State (11/23/13)
Four Sets: 159 (57-26-159) ..... Pepperdine (9/7/13)
Five Sets: 201 (62-34-201) ..... Utah State (11/2/13)

ASSISTS
Three Sets: 38 ..... Air Force (11/15/13)
..... Wyoming (9/18/13)
Four Sets: 53 ..... Denver (9/10/13)
Five Sets: 63 ..... Cal State Northridge (12/5/13)

DIGS
Three Sets: 49 ..... Wyoming (9/18/13)
Four Sets: 67 ..... Utah State (10/10/13)
Five Sets: 87 ..... Utah State (11/2/13)

ACES
7 ..... Denver (9/10/13)
..... Pepperdine (9/7/13)

BLOCKS
Three Sets: 10.5 ..... Northern Colorado (9/3/13)
Four Sets: 13.0 ..... New Mexico (11/14/13)
Five Sets: 15.0 ..... at UNLV (10/17/13)
..... at New Mexico (9/28/13)

THE LAST TIME A RAM…

Had 30+ kills in a match:	Jaime Strauss (30) at BYU (9/22/07)
Had 30+ kills in consecutive matches:	Jill Johnson (30) at Ball State (9/1/90), (41) vs. LSU (9/7/90)
Had 20+ kills in three or more consecutive matches:	Danielle Minch (20) at Utah (11/12/09), (21) at BYU (11/14/09), (23) vs. UNLV (11/21/09)
Had double figure kills in 10+ consecutive matches:	Tess Rogers - 11 straight - (12) at Denver (9/6/05) through (21) vs. Utah (10/9/05)
Had two players with 20+ kills in the same match:	Jaime Strauss (21), Mekana Barnes (21) at Hawai'i (8/25/07)
Had four or more players with 10+ kills in the same match:	Michelle Lawrence (19), Samantha Peters (13), Kelsey Snider (13), Adrianna Culbert (10) at Wyoming (11/5/13)
Had 60+ assists in a match:	Deedra Foss (66) at Wyoming (10/8/11)
Had 60+ assists in consecutive matches:	Evan Sanders (62) at BYU (11/14/09), (60) vs. UNLV (11/21/09)
Had 20+ digs in a match:	Jaime Colaizzi (22) vs. UNLV (11/29/13)
Had 20+ digs in consecutive matches:	Jaime Colaizzi (23) vs. San Diego State (11/27/13), (22) vs. UNLV (11/29/13)
Had double figure digs in 10+ consecutive matches:	Jaime Colaizzi - 15 straight - vs. Northern Colorado (9/3/13) to vs. San Diego State (10/19/13)
Had two players with 20+ digs in the same match:	Dana Cranston (25), Carlie Foust (20), Izzy Gaulia (23) at Wyoming (10/8/11)
Had five players with 10+ digs in the same match:	Jaime Colaizzi (22), Kaitlind Bestgen (16), Deedra Foss (16), Cassidy Denny (15), Adrianna Culbert (10) at UNLV (10/17/13)
Had 10+ blocks in a match:	Samantha Peters (12) at Utah State (11/2/13)
Had 10+ blocks in consecutive matches:	Diane Saba (10) at Santa Clara (10/8/86), (10) vs. San Jose State (10/9/86)
Had two players with 10+ blocks in the same match:	Mekana Barnes (10), Ashley Fornstrom (10) vs. Utah (10/20/07)
Had 5+ aces in a match:	Deedra Foss vs. Air Force (11/15/13)
Had 5+ aces in consecutive matches:	Angela Knopf (5) vs. Air Force (11/15/01)*, (7) vs. UNLV (11/16/01)*
Had two players with 5+ aces in the same match:	Dre Downs (5), Becky Sarauer (5) vs. Columbia (9/27/02)

THE LAST TIME THE RAMS…

Had 90+ kills in a match:	97 vs. Northern Iowa (9/3/05)
Had 100+ kills in a match:	102 at Wyoming (10/23/85)
Had 200+ attacks in a match:	203 vs. UNLV (11/21/09)
Hit .400 or better in a match:	.434 (38-5-76) at Boise State (10/31/13)
Hit .500 or better in a match:	.529 (53-7-87) vs. Baylor (8/30/13)
Hit .400 or better in consecutive matches:	.494 (50-7-87) vs. San José State (10/26/13), .434 (38-5-76) at Boise State (10/31/13)
Had 75+ digs in a match:	91 at Utah State (11/2/13)
Had 100+ digs in a match:	109 vs. Texas (11/27/93)#
Had 25+ total blocks in a match:	26.0 vs. Cal State Fullerton (12/3/10)#
Had 10+ aces in a match:	11 vs. Virginia (9/6/13)
Had 10+ aces in consecutive matches:	13 vs. New Mexico (11/15/03), 13 vs. New Mexico (11/20/03)*
Lost consecutive home matches:	Pepperdine (8/28/09), Oregon State (8/29/09)
Lost consecutive road matches:	at New Mexico (9/20/12), at Fresno State (10/11/12)

* indicates Mountain West Tournament; # indicates NCAA Match

MATCH 1: [RV] CSU (3), BAYLOR (0)

#	Baylor	S	Attack K	E	TA	Pct	Ast	Serve SA	SE	RE	Dig	Block BS	BA	BE	BH	Pts
1	Rosenbaum, Amy	3	0	0	0	.000	10	1	0	0	3	0	0	0	0	1.0
4	Staiger, Katie	3	6	3	17	.176	1	0	0	1	8	0	0	0	0	6.0
5	Bardalj, Nicole	3	5	3	12	.167	0	1	0	2	2	0	1	1	0	6.5
10	Evans, Kayci	3	0	0	0	.000	1	1	1	0	1	0	0	0	0	1.0
17	Jones, Laura	3	4	3	18	.056	0	0	0	0	0	0	1	0	0	4.5
20	Richburg, Adrien	2	0	1	3	-.333	0	0	0	0	2	0	1	0	0	0.5
2	Mayo, Mackenzie	3	0	0	0	.000	0	0	0	0	4	0	0	0	0	0.0
3	Adorn, Zoe	3	4	3	18	.056	0	0	0	0	0	0	1	0	0	4.5
9	Reed, Morgan	3	0	1	2	-.500	10	1	1	0	0	0	0	0	0	1.0
11	Hill, Sam	1	1	0	1	1.000	0	0	0	0	0	0	0	0	0	1.0
14	Munch-Soegaard, Thea	3	3	3	12	.000	0	0	0	1	3	0	1	0	0	3.5
15	Itiola, Tola	1	0	0	1	.000	0	0	0	0	0	0	0	1	0	0.0
	Totals	3	23	17	84	.071	22	4	2	2	23	0	5	2	0	29.5

Team Attack By Set — TOTAL TEAM BLOCKS: 2.5

Set	K	E	TA	Pct	Sideout	Pct
1	9	6	33	.091	10-25	40%
2	5	10	28	-.179	8-25	31%
3	9	1	23	.348	14-24	58%
					32-74	43%

SET SCORES

	1	2	3
Baylor (0)	12	11	16
Colorado State (3)	25	25	25

Team Records:
0-1 (0-0 Big 12)
1-0 (0-0 MW)

#	Colorado State	S	Attack K	E	TA	Pct	Ast	Serve SA	SE	RE	Dig	Block BS	BA	BE	BH	Pts
3	CULBERT, Adrianna	3	11	3	18	.444	5	1	0	0	6	0	1	0	0	12.5
6	PETERS, Samantha	3	7	0	10	.700	1	0	0	0	0	0	0	1	0	7.0
7	SNIDER, Kelsey	3	10	1	16	.562	0	0	2	2	1	0	3	0	0	11.5
15	REYNOLDS, Marlee	3	13	2	21	.524	0	0	0	0	1	0	0	0	0	13.0
18	FOSS, Deedra	3	3	0	5	.600	39	1	2	0	10	0	0	0	0	4.0
20	SMITH, Michelle	3	0	0	0	.000	2	0	1	1	4	0	0	0	0	0.0
1	COLAIZZI, Jaime	3	0	0	0	.000	0	0	0	0	9	0	0	0	0	0.0
2	DENNY, Cassidy	1	0	0	0	.000	0	0	0	1	0	0	0	0	0	0.0
8	BESTGEN, Kaitlind	3	0	0	0	.000	0	0	0	0	6	0	0	0	0	0.0
11	ANDREWS, Acacia	2	1	0	1	1.000	0	0	0	0	0	0	0	0	0	1.0
17	LAWRENCE, Michelle	3	8	1	16	.438	0	0	0	0	2	0	2	0	0	9.0
	Totals	3	53	7	87	.529	47	2	5	4	39	0	6	1	0	58.0

Team Attack By Set — TOTAL TEAM BLOCKS: 3.0

Set	K	E	TA	Pct	Sideout	Pct
1	17	3	31	.452	11-14	78%
2	14	2	25	.480	8-11	72%
3	22	2	31	.645	15-17	88%
					34-42	80%

Site: Fort Collins, Colo. (Moby Arena)
Date: Aug 30, 2013 Attend: 3724 Time: 1:23
Referees: Glo Bailey, Bill Peer

	1	2	3	Total
Tie scores	3	1	2	6
Lead change	1	0	0	1

- CSU began the season with an emphatic win over the Baylor Bears of the Big 12, improving to 13-4 in home openers under Head Coach Tom Hilbert.
- CSU hit an impressive .529, the fifth-highest hitting percentage in program history and highest since Oct. 6, 2001.
- The seven attack errors were the Rams' fewest since Sept. 3, 2009.
- Three players recorded double digits for kills, including then-career highs for Marlee Reynolds (13) and Adrianna Culbert (11). Senior Samantha Peters also had a then-personal best with seven kills and zero errors.
- True freshmen Michelle Lawrence and Cassidy Denny and redshirt freshman Acacia Andrews made their collegiate debuts.
- After trailing early, 4-2, CSU went on a 6-0 run and did not trail the remainder of the match.

MATCH 2: [RV] CSU (3), CAL POLY (0)

#	Cal Poly	S	Attack K	E	TA	Pct	Ast	Serve SA	SE	RE	Dig	Block BS	BA	BE	BH	Pts
4	Gruenewald, Taylor	3	5	2	11	.273	0	1	1	0	2	0	2	0	0	7.0
5	McConnell, Megan	3	12	6	28	.214	1	0	1	1	7	0	0	0	0	12.0
7	Schleis, Hannah	3	7	5	32	.062	0	1	4	0	2	0	2	0	0	9.0
9	Hardin, Chelsea	3	9	3	19	.316	0	0	0	0	0	0	1	1	0	9.5
14	Garrett, Shannon	3	1	1	3	.000	33	0	1	0	12	0	3	0	1	2.5
18	Gera, Marianne	3	2	1	5	.200	0	0	0	0	1	0	4	0	0	4.0
3	Walters, Kate	3	0	0	0	.000	0	1	0	0	7	0	0	0	2	1.0
8	Keddy, Jennifer	1	0	0	3	.000	0	0	0	0	0	0	1	0	0	0.5
11	Sooter, Steffi	3	0	0	0	.000	0	0	0	4	3	0	0	0	0	0.0
15	Kessler, Nicole	3	0	0	0	.000	2	0	0	1	11	0	0	0	0	0.0
	Totals	3	36	18	101	.178	36	3	7	6	45	0	13	1	3	45.5

Team Attack By Set — TOTAL TEAM BLOCKS: 6.5

Set	K	E	TA	Pct	Sideout	Pct
1	11	8	30	.100	12-24	50%
2	13	5	39	.205	13-25	51%
3	12	5	32	.219	13-24	54%
					38-73	52%

SET SCORES

	1	2	3
Cal Poly (0)	19	22	16
Colorado State (3)	25	25	25

Team Records:
1-2 (0-0 Big West)
2-0 (0-0 MW)

#	Colorado State	S	Attack K	E	TA	Pct	Ast	Serve SA	SE	RE	Dig	Block BS	BA	BE	BH	Pts
3	CULBERT, Adrianna	3	11	2	19	.474	0	0	1	0	6	0	3	1	0	12.5
6	PETERS, Samantha	3	5	1	14	.286	0	0	0	0	0	1	5	0	1	8.5
7	SNIDER, Kelsey	3	13	1	21	.571	0	2	0	1	0	0	3	1	0	16.5
15	REYNOLDS, Marlee	3	5	4	27	.037	0	0	0	0	1	0	2	0	0	6.0
18	FOSS, Deedra	3	1	0	2	.500	34	1	2	0	9	0	3	0	0	3.5
20	SMITH, Michelle	3	0	0	0	.000	2	0	1	0	8	0	0	0	0	0.0
1	COLAIZZI, Jaime	3	0	0	0	.000	0	1	0	0	8	0	0	0	0	1.0
8	BESTGEN, Kaitlind	3	0	0	0	.000	1	2	0	2	4	0	0	0	0	2.0
9	THOMAS, Kaila	2	0	1	10	-.100	0	0	0	0	3	1	0	1	0	1.0
17	LAWRENCE, Michelle	3	6	4	15	.133	0	0	0	0	1	0	1	0	0	6.5
	Totals	3	41	13	108	.259	37	6	4	3	40	2	17	3	1	57.5

Team Attack By Set — TOTAL TEAM BLOCKS: 10.5

Set	K	E	TA	Pct	Sideout	Pct
1	11	5	29	.207	13-20	64%
2	14	6	46	.174	13-22	59%
3	16	2	33	.424	14-17	82%
					40-59	67%

Site: Fort Collins, Colo. (Moby Arena)
Date: Aug 31, 2013 Attend: 2233 Time: 1:38
Referees: Bill Peer, Glo Bailey

	1	2	3	Total
Tie scores	1	14	4	19
Lead change	1	7	0	8

- CSU improved to 2-0 on the season, marking the fourth-straight year that the Rams have won their first two matches of the season.
- Junior Kelsey Snider led all hitters with 13 kills on .571 hitting, committing just one error. It marked the first time in her career that she has posted back-to-back double-digit kill matches.
- Four players recorded a service error, including two each from Kelsey Snider and Kaitlind Bestgen.
- Leading 9-8 in the opening set, CSU went on a 7-0 run to take control.
- Set 2 saw 14 ties and seven lead changes. Trailing 21-22, CSU closed the set on a 4-0 run.
- CSU has won 10 straight home matches dating back to Sept. 22, 2012.

MATCH 3: [RV] CSU (3), NORTHERN COLORADO (0)

#	Northern Colorado	S	Attack K	E	TA	Pct	Ast	Serve SA	SE	RE	Dig	Block BS	BA	BE	BH	Pts
4	WILSON, Alyssa	3	4	4	32	.000	0	0	0	0	3	0	1	0	0	4.5
6	STRONG, Brianna	3	5	7	22	-.091	1	0	1	0	0	1	2	0	0	7.0
7	GUTHRIE, Ashley	3	2	1	6	.167	20	0	1	0	0	0	1	1	0	2.5
9	SPAUSTAT, Andrea	3	4	3	21	.048	1	0	0	1	7	0	5	0	0	6.5
12	CUNNINGHAM, Kendra	3	6	4	19	.105	0	1	0	2	7	0	3	0	0	8.5
14	LYONS, Cheyanne	3	2	0	6	.333	0	0	0	0	0	2	2	0	1	5.0
2	MEIER, Makenna	3	0	0	0	.000	0	0	0	0	1	0	0	0	0	0.0
5	JOHNSON, Merideth	3	0	0	1	.000	0	0	1	0	8	0	0	0	0	0.0
10	GARCIA, Meagan	3	0	0	0	.000	0	0	0	1	3	0	0	0	0	0.0
13	ELCOCK, Donne'	3	0	1	2	-.500	0	0	0	0	0	0	1	0	0	0.5
15	LANDRY, Audrey	1	0	0	0	.000	0	0	0	1	1	0	0	0	0	0.0
	Totals	3	23	20	109	.028	22	1	3	5	36	3	15	1	1	34.5

Team Attack By Set — TOTAL TEAM BLOCKS: 10.5

Set	K	E	TA	Pct	Sideout	Pct
1	11	6	42	.119	16-25	63%
2	4	6	32	-.062	7-24	29%
3	8	8	35	.000	9-25	36%
					32-74	43%

SET SCORES

	1	2	3
Northern Colorado (0)	23	12	13
Colorado State (3)	25	25	25

Team Records:
2-1 (0-0 Big Sky
3-0 (0-0 MW)

#	Colorado State	S	Attack K	E	TA	Pct	Ast	Serve SA	SE	RE	Dig	Block BS	BA	BE	BH	Pts
3	CULBERT, Adrianna	3	10	4	18	.333	5	1	0	0	10	1	1	0	0	12.5
6	PETERS, Samantha	3	4	4	14	.000	0	0	0	0	0	0	0	0	0	4.0
7	SNIDER, Kelsey	3	5	4	16	.062	0	0	0	0	1	0	6	1	0	8.0
15	REYNOLDS, Marlee	3	9	4	23	.217	0	0	0	0	3	0	1	0	0	9.5
18	FOSS, Deedra	3	1	1	7	.000	37	2	3	0	11	0	1	1	1	3.5
20	SMITH, Michelle	3	0	0	0	.000	0	0	0	1	6	0	0	0	0	0.0
1	COLAIZZI, Jaime	3	0	0	0	.000	0	1	1	0	12	0	0	0	0	1.0
8	BESTGEN, Kaitlind	3	0	0	0	.000	0	1	0	0	9	0	0	0	0	1.0
11	ANDREWS, Acacia	2	1	0	4	.250	0	0	0	0	0	0	1	1	0	1.5
17	LAWRENCE, Michelle	3	16	2	27	.519	0	0	0	0	1	1	4	1	0	19.0
	Totals	3	46	19	109	.248	42	5	4	1	53	2	14	4	1	60.0

Team Attack By Set — TOTAL TEAM BLOCKS: 9.0

Set	K	E	TA	Pct	Sideout	Pct
1	16	11	42	.119	16-23	69%
2	16	7	36	.250	8-13	61%
3	14	1	31	.419	9-13	69%
					33-49	67%

Site: Fort Collins, Colo. (Moby Arena)
Date: Sep 03, 2013 Attend: 2116 Time: 1:20
Referees: Gary Houghton, Kimberly Renquest

	1	2	3	Total
Tie scores	7	3	2	12
Lead change	1	3	1	5

- CSU improved to 3-0, and has yet to drop a set. It marks the third-straight year that the Rams have won their first nine sets to a season.
- Michelle Lawrence led CSU with 16 kills on .519 hitting, the most kills by a CSU true freshman since Tess Rogers in 2002.
- Head Coach Tom Hilbert improved to 40-0 at home against Colorado's four other Division I programs.
- Sophomore Adrianna Culbert posted her first career double-double with 10 kills and 10 digs. She recorded eight kills on her final 10 swings after beginning the match hitting -.250.
- The Rams held an opponent to sub -.100 hitting for the second time this season.
- Trailing 10-6 in the first set, CSU used a 7-1 run to take a 13-7 lead. The two teams were tied at 21-21, but CSU was able to hold on for a 25-23 set victory.
- UNC hit -.062 in Set 2 and the Rams cruised to a Set 2 victory behind six kills from Culbert.

MATCH 4: [RV] CSU (3), VIRGINIA (1)

#	Virginia	S	Attack K	E	TA	Pct	Ast	Serve SA	SE	RE	Dig	Block BS	BA	BE	BH	Pts
8	Tori Janowski	4	11	10	34	.029	2	0	2	2	5	0	1	0	0	11.5
9	Jasmine Burton	4	8	6	20	.100	0	0	0	0	3	0	1	0	0	8.5
10	Morgan Blair	4	8	0	8	1.000	0	0	1	0	3	0	4	0	0	10.0
15	Mallory Woolridge	4	4	2	10	.200	1	0	0	0	1	5	0	0	0	7.5
17	Lexi Riccolo	4	0	0	0	.000	0	1	0	0	9	0	0	0	0	1.0
21	Lauren Fuller	4	1	2	5	-.200	39	0	1	0	5	0	4	1	0	3.0
2	Haley Kole	4	14	5	33	.273	0	0	0	2	1	0	3	0	0	15.5
3	Sydney Shelton	3	0	0	0	.000	0	0	0	2	1	0	0	0	0	0.0
5	Karlie Suber	4	0	0	1	.000	1	0	2	0	6	0	0	0	0	0.0
11	Kayla Sears	1	0	0	1	.000	0	0	0	0	0	0	0	0	0	0.0
12	Natalie Bausback	1	0	0	0	.000	0	0	0	0	0	0	0	0	0	0.0
18	Emily Rottman	4	0	0	1	.000	0	1	2	3	12	0	0	0	0	1.0
	Team									2						
	Totals	4	46	25	113	.186	43	2	8	11	45	1	18	1	0	58.0

TOTAL TEAM BLOCKS: 10.0

Team Attack By Set

Set	K	E	TA	Pct	Sideout	Pct
1	14	4	26	.385	12-19	63%
2	9	8	26	.038	13-24	54%
3	12	5	28	.250	13-25	51%
4	11	8	33	.091	13-24	54%
					51-92	55%

SET SCORES	1	2	3	4	Team Records:
Virginia (1)	25	17	19	19	3-1
Colorado State (3)	18	25	25	25	4-0

#	Colorado State	S	Attack K	E	TA	Pct	Ast	Serve SA	SE	RE	Dig	Block BS	BA	BE	BH	Pts
3	CULBERT, Adrianna	4	9	5	23	.174	3	1	5	1	7	2	2	0	0	13.0
6	PETERS, Samantha	4	11	1	19	.526	0	0	0	0	2	2	1	0	0	14.0
7	SNIDER, Kelsey	4	4	4	12	.000	0	2	1	0	4	0	4	0	0	8.0
15	REYNOLDS, Marlee	4	10	4	30	.200	0	0	0	0	2	1	2	1	0	12.0
18	FOSS, Deedra	4	4	1	6	.500	38	2	2	0	5	0	0	0	0	6.0
20	SMITH, Michelle	1	0	0	0	.000	1	0	0	1	0	0	0	0	0	0.0
1	COLAIZZI, Jaime	4	0	0	0	.000	0	0	1	0	10	0	0	0	0	0.0
2	DENNY, Cassidy	4	0	0	0	.000	0	1	0	0	7	0	0	0	0	1.0
8	BESTGEN, Kaitlind	4	0	0	1	.000	2	5	3	0	3	0	0	0	0	5.0
9	THOMAS, Kaila	1	0	1	1	-1.000	0	0	0	0	0	0	0	0	0	0.0
11	ANDREWS, Acacia	1	1	0	2	.500	0	0	0	0	0	0	0	0	0	1.0
17	LAWRENCE, Michelle	4	10	4	25	.240	0	0	0	0	1	1	2	3	0	12.0
	Totals	4	49	20	119	.244	44	11	12	2	39	6	12	5	0	72.0

TOTAL TEAM BLOCKS: 12.0

Team Attack By Set

Set	K	E	TA	Pct	Sideout	Pct
1	10	6	33	.121	11-24	45%
2	12	3	23	.391	14-18	77%
3	13	7	29	.207	13-19	68%
4	14	4	34	.294	14-20	69%
					52-81	64%

Site: Malibu, Calif. (Firestone Fieldhouse)
Date: Sep 06, 2013 Attend: 125 Time: 1:52
Referees: Larry Schwartz, Robert Okamura

	1	2	3	4	Total
Tie scores	4	10	1	5	20
Lead change	1	5	1	2	9

- CSU improved to 4-0, its best start to a season since 2010.
- The Rams picked up their first neutral-site victory since the 2011 season. They were 0-3 on neutral courts a year ago.
- Sophomore Kaitlind Bestgen recorded five service aces, including four in a seven-point stretch in Set 3. It marks just the third time since 2009 that a Rams player has recorded five or more aces in a match.
- As a team, CSU finished with 11 aces, the most in a match since Nov. 4, 2011 vs. Wyoming.
- Senior Samantha Peters had a career-best 11 kills on .526 hitting.
- After ties at every point from 1-1 to 10-10, CSU recorded consecutive points to take a 12-10 lead, and led the remainder of the set.
- CSU used a 9-0 run early to take a 10-3 lead, winning the set, 25-19.

MATCH 5: [RV] CSU (3), UC SANTA BARBARA (1)

#	UC Santa Barbara	S	Attack K	E	TA	Pct	Ast	Serve SA	SE	RE	Dig	Block BS	BA	BE	BH	Pts
2	Nielson, Hanna	2	1	0	2	.500	19	0	0	0	3	0	1	1	1	1.5
4	Sully, Leah	4	16	6	50	.200	0	1	1	2	10	0	2	1	0	18.0
5	Taylor, Britton	1	1	1	2	.000	0	0	0	0	0	0	1	0	0	1.5
11	Barbeau, Ali	4	12	4	33	.242	1	0	2	0	9	0	0	0	0	12.0
13	Spindt, Ali	4	11	2	28	.321	4	0	0	1	13	0	4	0	0	13.0
19	Sullberg, Allie	4	6	2	14	.286	0	0	0	0	0	0	3	0	0	7.5
7	Klein, Shauna	4	0	0	0	.000	0	0	0	0	2	0	0	0	0	0.0
9	Santi, Ali	2	1	0	1	1.000	24	0	0	0	8	0	0	0	0	1.0
10	Roberts, Ella	1	0	0	0	.000	0	0	1	0	0	0	0	0	0	0.0
12	Grunt, Phoebe	4	6	3	15	.200	0	0	0	0	0	0	2	1	0	7.0
20	Sherrard, Kara	4	0	0	0	.000	2	1	0	1	18	0	0	0	0	1.0
22	Meddaugh, Elizabeth	1	0	2	2	-1.000	0	0	0	0	0	0	1	1	0	0.5
	Team									1						
	Totals	4	54	20	147	.231	50	2	4	5	63	0	14	4	1	63.0

TOTAL TEAM BLOCKS: 7.0

Team Attack By Set

Set	K	E	TA	Pct	Sideout	Pct
1	17	4	40	.325	16-27	59%
2	8	4	30	.133	10-24	41%
3	18	6	39	.308	14-18	77%
4	11	6	38	.132	14-24	58%
					54-93	58%

SET SCORES	1	2	3	4	Team Records:
UC Santa Barbara (1)	26	15	25	20	2-3
Colorado State (3)	28	25	17	25	5-0

#	Colorado State	S	Attack K	E	TA	Pct	Ast	Serve SA	SE	RE	Dig	Block BS	BA	BE	BH	Pts
3	CULBERT, Adrianna	4	13	4	29	.310	0	1	4	0	10	0	0	1	1	14.0
6	PETERS, Samantha	4	9	1	15	.533	0	0	0	0	0	0	2	0	0	10.0
7	SNIDER, Kelsey	4	10	1	22	.409	1	0	2	0	5	0	1	1	0	10.5
15	REYNOLDS, Marlee	4	13	4	35	.257	0	0	0	0	2	0	1	2	0	13.5
18	FOSS, Deedra	4	4	0	9	.444	53	2	1	0	13	0	2	1	0	7.0
20	SMITH, Michelle	2	0	0	0	.000	0	0	0	0	4	0	0	0	0	0.0
1	COLAIZZI, Jaime	4	0	0	1	.000	2	0	2	0	12	0	0	0	0	0.0
2	DENNY, Cassidy	3	0	0	0	.000	0	0	0	0	10	0	0	0	0	0.0
8	BESTGEN, Kaitlind	4	1	0	1	1.000	2	2	1	2	6	0	0	0	0	3.0
9	THOMAS, Kaila	1	2	1	4	.250	0	0	0	0	0	0	0	0	0	2.0
17	LAWRENCE, Michelle	4	12	5	35	.200	0	0	0	0	3	0	1	0	0	12.5
	Totals	4	64	16	151	.318	58	5	10	2	65	0	7	5	1	72.5

TOTAL TEAM BLOCKS: 3.5

Team Attack By Set

Set	K	E	TA	Pct	Sideout	Pct
1	19	3	42	.381	17-25	68%
2	18	3	30	.500	11-16	68%
3	10	3	35	.200	13-24	54%
4	17	7	44	.227	15-21	71%
					56-86	65%

Site: Malibu, Calif. (Firestone Fieldhouse)
Date: Sep 07, 2013 Attend: 117 Time: 1:55
Referees: Heather Pickett, Greg Leung

	1	2	3	4	Total
Tie scores	6	1	8	3	18
Lead change	2	0	3	0	5

- CSU improved to 5-0 on the season, which ties the fifth-best start in program history (also 2010).
- Five Rams had nine or more kills, led by 13 apiece by Adrianna Culbert and Marlee Reynolds.
- As a team, CSU hit .318, led by Samantha Peters' .533 efficiency (9-1-15).
- Junior Deedra Foss recorded her third double-double of the season with 53 assists and 13 digs.
- CSU was out-blocked – 7.0-3.5 – but led every other statistical category.
- CSU led early, 16-11, but a 13-5 Gauchos run brought the opening set to set point at 24-21. CSU fought of three set points to tie the game before winning, 28-26.
- CSU hit .500 in Set 2, leading by as many as 11 – 21-10.
- After eight ties by the 9-9 mark in Set 3, UCSB took the next three points and led by at least three for the remainder of the set.

MATCH 6: [RV] CSU 3, [RV] PEPPERDINE (1)

#	Colorado State	S	Attack K	E	TA	Pct	Ast	Serve SA	SE	RE	Dig	Block BS	BA	BE	BH	Pts
2	DENNY, Cassidy	4	0	0	0	.000	1	1	1	0	9	0	0	0	0	1.0
3	CULBERT, Adrianna	4	10	3	26	.269	2	2	1	3	12	0	3	0	0	13.5
6	PETERS, Samantha	4	10	1	19	.474	0	0	0	0	0	0	6	0	0	13.0
7	SNIDER, Kelsey	4	9	3	19	.316	0	0	1	0	1	0	6	1	0	12.0
15	REYNOLDS, Marlee	4	19	8	45	.244	0	0	0	0	4	0	3	0	0	20.5
18	FOSS, Deedra	4	1	0	3	.333	53	1	1	0	10	0	4	1	0	4.0
1	COLAIZZI, Jaime	4	0	0	0	.000	1	0	2	2	23	0	0	0	0	0.0
8	BESTGEN, Kaitlind	4	0	0	1	.000	2	1	1	2	8	0	0	0	1	1.0
17	LAWRENCE, Michelle	4	13	1	27	.444	0	0	0	0	1	2	2	0	0	16.0
	Totals	4	62	16	140	.329	59	5	7	7	68	2	24	2	1	81.0

TOTAL TEAM BLOCKS: 14.0

Team Attack By Set

Set	K	E	TA	Pct	Sideout	Pct
1	17	3	34	.412	13-20	64%
2	14	5	30	.300	11-21	52%
3	15	5	38	.263	14-24	58%
4	16	3	38	.342	14-24	58%
					52-89	58%

SET SCORES	1	2	3	4	Team Records:
Colorado State (3)	25	25	23	25	6-0
Pepperdine (1)	20	20	25	23	4-2

#	Pepperdine	S	Attack K	E	TA	Pct	Ast	Serve SA	SE	RE	Dig	Block BS	BA	BE	BH	Pts
3	MESSING, Katie	4	11	4	39	.179	1	1	0	1	4	0	2	0	0	13.0
5	STREHLOW, Becca	4	2	0	6	.333	42	0	0	0	13	1	2	1	0	4.0
6	LARSEN, Kelley	4	15	7	43	.186	0	0	1	2	11	0	1	0	0	15.5
7	HONEYCUTT, Brooke	4	6	4	18	.111	0	0	0	0	0	0	1	0	0	6.5
8	RACICH, Taylor	4	14	5	29	.310	1	3	2	0	4	0	2	0	0	18.0
16	CASH, Samantha	4	9	4	19	.263	2	0	0	0	0	2	5	1	0	13.5
2	WOOLEVER, Kellie	1	0	0	0	.000	0	0	0	0	0	0	0	0	0	0.0
4	BERGESON, Jillian	3	0	2	5	-.400	0	0	0	0	7	0	0	0	0	0.0
13	CHANDLER, Ryann	4	0	0	0	.000	6	3	0	2	13	0	0	0	0	3.0
15	DOMME, Monique	4	0	0	0	.000	0	0	2	0	0	0	0	0	0	0.0
	Totals	4	57	26	159	.195	52	7	5	5	52	3	13	2	0	73.5

TOTAL TEAM BLOCKS: 9.5

Team Attack By Set

Set	K	E	TA	Pct	Sideout	Pct
1	15	4	39	.282	13-25	51%
2	11	7	39	.103	10-24	41%
3	15	8	41	.171	15-24	62%
4	16	7	40	.225	13-24	54%
					51-97	52%

Site: Malibu, Calif. (Firestone Fieldhouse)
Date: Sep 07, 2013 Attend: 239 Time: 1:56
Referees: Larry Schwartz, Stephanie Cruz

	1	2	3	4	Total
Tie scores	0	4	11	9	24
Lead change	0	3	5	3	11

- CSU was crowned the Pepperdine Invitational champions after a 3-1 victory over host Pepperdine (receiving votes). Since 2009, CSU is 27-5 in regular-season tournaments, winning nine of the past 11.
- Junior Deedra Foss was named the tournament MVP, while Michelle Lawrence and Samantha Peters were named to the all-tournament team.
- Four players had 10-plus kills, including a career-most 19 by junior Marlee Reynolds. Lawrence had 13 kills, her fourth-straight double-digit kill match.
- Sophomore Jaime Colaizzi had a career-high 23 digs (previous high was 14), the most by a Ram since Oct. 11, 2012.
- CSU did not trail in Set 1, hitting .412. In Set 2, the Rams used a 10-1 run to take a 17-7 lead, but Pepperdine stormed back to bring it to 21-19 before the Rams closed it out. After leading for much of the set, Pepperdine went on a roll to take a 22-20 lead. CSU responded with a 5-1 run, however, to win the match.

MATCH 7: [RV] CSU (3), DENVER (1)

#	Colorado State	S	Attack K	E	TA	Pct	Ast	Serve SA	SE	RE	Dig	Block BS	BA	BE	BH	Pts
3	CULBERT, Adrianna	4	23	2	41	.512	1	3	1	2	14	0	0	0	0	26.0
7	SNIDER, Kelsey	4	10	1	21	.429	0	1	0	0	2	1	1	0	0	12.5
8	BESTGEN, Kaitlind	4	0	0	0	.000	1	0	0	1	6	0	0	0	0	0.0
11	ANDREWS, Acacia	4	10	2	16	.500	0	0	0	0	0	2	4	0	0	14.0
15	REYNOLDS, Marlee	4	15	1	37	.378	0	0	0	0	3	0	1	0	0	15.5
18	FOSS, Deedra	4	5	1	7	.571	54	1	2	0	5	0	4	0	0	8.0
1	COLAIZZI, Jaime	4	0	0	0	.000	1	0	0	1	13	0	0	0	0	0.0
2	DENNY, Cassidy	4	0	0	0	.000	0	1	1	3	5	0	0	0	1	1.0
9	THOMAS, Kaila	3	1	1	11	.000	0	0	0	0	0	0	0	0	0	1.0
20	SMITH, Michelle	2	0	0	1	.000	1	0	0	0	4	0	0	0	0	0.0
21	BROADWATER, Cayla	4	0	0	2	.000	0	0	0	0	0	0	0	0	0	0.0
	Totals	4	64	8	136	.412	58	6	4	7	52	3	10	0	0	78.0

TOTAL TEAM BLOCKS: 8.0

Team Attack By Set

Set	K	E	TA	Pct	Sideout	Pct
1	15	1	38	.368	13-24	54%
2	17	2	30	.500	14-19	73%
3	18	3	38	.395	13-21	61%
4	14	2	30	.400	12-14	85%
			52-78	66%		

SET SCORES	1	2	3	4	Team Records:
Colorado State (3)	18	25	25	25	7-0
Denver (1)	25	18	21	13	5-2

#	Denver	S	Attack K	E	TA	Pct	Ast	Serve SA	SE	RE	Dig	Block BS	BA	BE	BH	Pts
1	Bailey Karst	4	1	1	6	.000	51	2	1	0	8	0	0	0	1	3.0
3	Sarah Schmid	4	15	0	25	.600	0	1	0	1	0	0	0	0	0	16.0
4	Colleen King	4	13	3	27	.370	0	0	0	0	1	0	0	0	0	13.0
7	Nola Basey	4	14	3	39	.282	0	1	0	2	15	0	0	0	0	15.0
9	Brea Muhle	4	4	4	13	.000	0	0	0	1	2	0	0	0	0	4.0
10	Moni Corrujedo	4	11	8	35	.086	0	1	1	2	6	0	0	0	0	12.0
5	Kate Acker	1	0	0	0	.000	0	0	0	0	1	0	0	0	0	0.0
8	Kelly Morton	4	0	0	0	.000	0	1	1	0	15	0	0	0	0	1.0
11	Cassie Ronda	2	0	0	0	.000	0	0	0	0	0	0	0	0	0	0.0
12	Tori Moons	2	0	0	0	.000	1	0	0	0	0	0	0	0	0	0.0
14	Samantha Berger	4	0	0	0	.000	1	1	0	0	7	0	0	0	0	1.0
15	Hannah Safari	4	0	0	0	.000	0	0	0	0	2	0	0	0	0	0.0
	Totals	4	58	19	145	.269	53	7	3	6	57	0	0	0	1	65.0

TOTAL TEAM BLOCKS: 0.0

Team Attack By Set

Set	K	E	TA	Pct	Sideout	Pct
1	21	3	33	.545	14-19	73%
2	14	4	32	.312	13-24	54%
3	12	6	43	.140	13-25	51%
4	11	6	37	.135	11-24	45%
			51-92	55%		

Site: Denver, Colo. (Hamilton Gymnasium)
Date: Sep 10, 2013 Attend: 546 Time: 1:50
Referees: Dan Apol, Pil Aiu

	1	2	3	4	Total
Tie scores	3	1	4	0	8
Lead change	2	0	3	0	5

- Sophomore Adrianna Culbert posted 23 kills on .512 hitting, the most kills by a Ram since Nov. 8, 2011.
- Redshirt freshman Acacia Andrews and sophomore Kaitlind Bestgen recorded their first career starts. Senior Cayla Broadwater made her Rams debut.
- Andrews finished the night with 10 kills on .500 hitting and a team-most six blocks.
- The win was CSU's seventh-straight true road win and avenged the team's 2011 loss, the last meeting at DU.
- DU recorded 21 kills on .545 hitting in the opening set to take an early lead. CSU responded and did not trail in Set 2.
- For the third-straight match, four players recorded double digits for kills.
- The Rams hit above .368 each set, finishing the night at a .412 clip.

MATCH 8: [RV] CSU (3), MISSOURI STATE (0)

#	Missouri State	S	Attack K	E	TA	Pct	Ast	Serve SA	SE	RE	Dig	Block BS	BA	BE	BH	Pts
1	Walton,Kayla	3	6	0	13	.462	0	0	0	0	0	0	2	0	0	7.0
5	Thomas,Carly	3	2	1	5	.200	29	1	0	0	7	0	0	1	2	3.0
8	Brand,Olivia	3	7	3	19	.211	0	0	0	2	2	0	1	0	0	7.5
12	Doolittle,Amber	3	8	2	16	.375	0	0	0	0	1	1	1	0	0	9.5
20	McCartney,Christine	3	3	8	16	-.312	0	1	0	1	4	0	0	0	0	4.0
23	Jaeger,Kaitlin	3	4	5	14	-.071	0	0	0	0	1	0	0	0	0	4.0
2	Hogan,Maddy	3	0	0	0	.000	0	0	0	0	4	0	0	0	0	0.0
3	Munroe,Elise	3	2	1	7	.143	0	0	0	0	6	0	0	0	0	2.0
7	Catani,Natalie	1	0	1	1	-1.000	0	0	0	0	0	0	0	0	0	0.0
13	Rivatto,Karen	1	0	0	0	.000	0	0	0	0	0	0	0	0	0	0.0
14	Mason,Ashley	3	0	0	0	.000	4	0	0	0	8	0	0	0	0	0.0
21	McCarter,Kinsey	1	0	0	0	.000	1	0	0	0	0	0	0	0	0	0.0
22	Vlasin,Kayln	3	6	2	13	.308	0	0	0	0	0	0	2	0	0	7.0
	Totals	3	38	23	104	.144	34	2	0	3	33	1	6	1	2	44.0

TOTAL TEAM BLOCKS: 4.0

Team Attack By Set

Set	K	E	TA	Pct	Sideout	Pct
1	15	8	33	.212	17-24	70%
2	9	6	26	.115	14-25	56%
3	14	9	45	.111	12-24	50%
			43-73	58%		

SET SCORES	1	2	3	Team Records:
Missouri State (0)	21	17	19	6-2 (0-0 MVC)
Colorado State (3)	25	25	25	8-0 (0-0 MW)

#	Colorado State	S	Attack K	E	TA	Pct	Ast	Serve SA	SE	RE	Dig	Block BS	BA	BE	BH	Pts
3	CULBERT, Adrianna	3	14	1	24	.542	3	0	0	1	7	0	2	1	0	15.0
6	PETERS, Samantha	3	9	3	18	.333	0	0	0	0	0	1	3	1	1	11.5
7	SNIDER, Kelsey	3	6	2	12	.333	0	0	0	0	0	1	4	1	0	9.0
8	BESTGEN, Kaitlind	3	0	0	0	.000	1	2	1	0	1	0	0	0	0	2.0
15	REYNOLDS, Marlee	3	6	4	19	.105	0	0	0	0	0	1	1	1	0	7.5
18	FOSS, Deedra	3	3	1	7	.286	38	1	2	0	5	1	2	1	0	6.0
1	COLAIZZI, Jaime	3	0	0	0	.000	0	0	0	0	14	0	0	0	0	0.0
2	DENNY, Cassidy	2	0	0	0	.000	0	0	2	1	2	0	0	0	0	0.0
9	THOMAS, Kaila	3	8	0	13	.615	1	0	0	0	1	0	2	0	0	9.0
20	SMITH, Michelle	1	0	0	0	.000	0	0	0	0	3	0	0	0	0	0.0
	Totals	3	46	11	93	.376	43	3	5	2	33	4	14	5	0	60.0

TOTAL TEAM BLOCKS: 11.0

Team Attack By Set

Set	K	E	TA	Pct	Sideout	Pct
1	16	3	32	.406	18-22	81%
2	17	4	26	.500	14-17	82%
3	13	4	35	.257	13-20	64%
			45-59	76%		

Site: Fort Collins, Colo. (Moby Arena)
Date: Sep 11, 2013 Attend: 1810 Time: 1:26
Referees: Gary Houghton, Stephen Archea

	1	2	3	Total
Tie scores	4	0	0	4
Lead change	0	0	0	0

- CSU improved to 8-0, tying for the fourth-best start in program history.
- CSU has won 12-straight home matches, and has yet to drop a set at home.
- The Rams did not trail in the match. The two teams were tied at four points in Set 1, but the Bears never took the lead.
- CSU hit .376, the fourth-straight match above .300. The Rams have not been out-hit this season.
- Sophomore Adrianna Culbert had a team-most 14 kills. She had recorded nine or more kills each match this season.
- Sophomore Kaila Thomas had eight kills and a career-best .615 hitting percentage off the bench.

MATCH 9: #22 CSU (3), WYOMING (1)

#	Wyoming	S	Attack K	E	TA	Pct	Ast	Serve SA	SE	RE	Dig	Block BS	BA	BE	BH	Pts
2	KIRBY, Erin	3	8	1	17	.412	1	0	0	0	1	0	6	0	0	11.0
3	RYSHYTYLO, Mikaela	3	9	4	27	.185	0	3	0	2	3	0	1	0	0	12.5
5	SLOFKISS, Kayla	1	0	0	0	.000	0	0	0	0	0	0	0	0	0	0.0
8	PLANTE, Reese	3	7	2	14	.357	0	0	2	0	2	2	1	0	0	9.5
11	FRY, Calli	3	6	4	25	.080	0	0	0	0	0	0	1	1	0	6.5
12	CHACON, Courtney	3	2	0	3	.667	34	0	1	0	8	0	2	0	0	3.0
4	STEWART, Becky	3	0	0	0	.000	2	0	0	0	23	0	0	0	0	0.0
7	SHANAHAN, Bridget	3	8	7	25	.040	0	0	0	0	1	0	2	0	0	9.0
10	HENDERSON, Kayla	2	0	0	1	.000	0	0	0	0	0	0	1	0	0	0.5
15	JOHNSON, Kaitlyn	3	0	0	1	.000	1	1	2	0	7	0	0	0	0	1.0
21	KEYES, Rachel	3	0	0	0	.000	0	0	0	0	4	0	0	0	0	0.0
	Totals	3	40	18	113	.195	38	4	5	2	49	2	14	1	0	53.0

TOTAL TEAM BLOCKS: 9.0

Team Attack By Set

Set	K	E	TA	Pct	Sideout	Pct
1	13	5	36	.222	15-25	60%
2	16	6	44	.227	14-24	58%
3	11	7	33	.121	15-25	60%
			44-74	59%		

SET SCORES	1	2	3	Team Records:
Wyoming (0)	23	22	21	7-4 (0-1 MW)
Colorado State (3)	25	25	25	9-0 (1-0 MW)

#	Colorado State	S	Attack K	E	TA	Pct	Ast	Serve SA	SE	RE	Dig	Block BS	BA	BE	BH	Pts
3	CULBERT, Adrianna	3	10	5	28	.179	2	2	2	0	12	0	3	0	0	13.5
6	PETERS, Samantha	3	10	1	20	.450	0	0	0	0	0	0	5	0	0	12.5
7	SNIDER, Kelsey	3	10	3	23	.304	0	0	1	0	2	0	5	1	0	12.5
8	BESTGEN, Kaitlind	3	0	0	0	.000	0	0	0	1	5	0	0	0	0	0.0
9	THOMAS, Kaila	2	2	2	10	.000	0	0	0	0	0	0	0	0	0	2.0
18	FOSS, Deedra	3	1	0	5	.200	40	0	1	0	4	0	2	1	0	2.0
1	COLAIZZI, Jaime	3	0	0	0	.000	2	0	1	1	14	0	0	0	0	0.0
2	DENNY, Cassidy	3	0	0	0	.000	1	0	0	2	7	0	0	0	0	0.0
15	REYNOLDS, Marlee	3	12	2	29	.345	0	0	0	0	2	0	3	0	0	13.5
17	LAWRENCE, Michelle	2	5	3	13	.154	0	0	0	0	1	0	2	1	0	6.0
	Totals	3	50	16	128	.266	45	2	5	4	47	0	20	3	0	62.0

TOTAL TEAM BLOCKS: 10.0

Team Attack By Set

Set	K	E	TA	Pct	Sideout	Pct
1	20	5	51	.294	15-23	65%
2	16	4	43	.279	15-23	65%
3	14	7	34	.206	15-21	71%
			45-67	67%		

Site: Fort Collins, Colo. (Moby Arena)
Date: Sep 18, 2013 Attend: 4118 Time: 1:27
Referees: John Martin, Chuck Ellis

	1	2	3	Total
Tie scores	6	15	6	27
Lead change	0	7	1	8

- Playing as a ranked team for the first time this season, CSU defeated Border War rival Wyoming to open Mountain West play.
- CSU is 60-19 all-time against Wyoming, including 17-0 at home under Head Coach Tom Hilbert. The series is the longest continuously running series, dating back to the Rams' first year as a program in 1976.
- Each set was tied at 20-20 before CSU pulled away all three times. All three sets were within four points.
- CSU out-blocked Wyoming, 10.0-9.0, which came into the match leading the nation for blocks per set.
- Four players had 10 or more kills, and setter Deedra Foss had 40 assists in the three-set win.

MATCH 10: #22 CSU (3), [RV] TEXAS A&M (0)

			Attack					Serve				Block					
#	Texas A&M	S	K	E	TA	Pct	Ast	SA	SE	RE	Dig	BS	BA	BE	BH	Pts
2	Sullivan, Shelby	3	6	3	10	.300	0	0	0	0	0	0	0	0	0	6.0
6	Sawatzky, Allie	3	3	4	19	-.053	15	1	1	0	11	0	0	0	0	4.0
8	Lowak, Angela	3	6	5	32	.031	1	0	1	0	4	0	1	0	0	6.5
14	Arenas, Victoria	3	0	0	1	.000	0	0	1	0	4	0	0	0	0	0.0
17	Shebeneck, Kaysie	3	5	1	13	.308	0	0	0	0	1	0	3	0	0	6.5
22	Babers, Jazzmin	3	4	4	14	.000	2	0	0	0	2	0	5	1	0	6.5
4	Agre, Mariah	3	0	1	1	-1.000	6	1	0	0	6	0	0	0	0	1.0
5	Kinley, Kelsey	3	0	0	0	.000	1	0	2	2	8	0	0	0	0	0.0
9	Reynolds, Heather	2	0	0	0	.000	0	0	0	0	1	0	0	0	0	0.0
12	Hardesty, Emily	3	4	3	24	.042	0	0	0	0	2	0	1	0	0	4.5
	Totals	3	28	21	114	.061	25	2	5	2	39	0	10	1	0	35.0

TOTAL TEAM BLOCKS: 5.0

Team Attack By Set

Set	K	E	TA	Pct	Sideout	Pct
1	7	8	32	-.031	10-25	40%
2	9	6	45	.067	8-24	33%
3	12	7	37	.135	10-25	40%
			29-74		37%	

SET SCORES	1	2	3	Team Records:
Texas A&M (0)	11	16	20	7-3 (0-0 SEC)
Colorado State (3)	25	25	25	10-0 (1-0 MW)

			Attack					Serve				Block					
#	Colorado State	S	K	E	TA	Pct	Ast	SA	SE	RE	Dig	BS	BA	BE	BH	Pts
3	CULBERT, Adrianna	3	7	3	16	.250	4	2	0	1	17	0	0	0	0	9.0
6	PETERS, Samantha	3	7	2	14	.357	0	0	0	0	0	1	5	0	0	10.5
7	SNIDER, Kelsey	3	7	3	18	.222	0	0	0	0	1	0	4	0	0	9.0
8	BESTGEN, Kaitlind	3	0	0	0	.000	0	0	1	1	8	0	0	0	0	0.0
15	REYNOLDS, Marlee	3	9	4	27	.185	0	0	0	0	0	0	4	0	0	11.0
18	FOSS, Deedra	3	4	1	11	.273	33	0	1	0	4	0	5	1	1	6.5
1	COLAIZZI, Jaime	3	0	0	0	.000	1	0	0	0	11	0	0	0	0	0.0
2	DENNY, Cassidy	3	0	0	0	.000	0	0	0	0	9	0	0	0	0	0.0
17	LAWRENCE, Michelle	3	9	1	18	.444	0	0	0	0	1	1	1	0	0	10.5
20	SMITH, Michelle	1	0	0	0	.000	0	0	0	0	1	0	0	0	0	0.0
21	BROADWATER, Cayla	2	0	0	0	.000	0	0	0	0	0	0	0	0	0	0.0
	Totals	3	43	14	104	.279	38	2	2	2	52	2	19	1	1	56.5

TOTAL TEAM BLOCKS: 11.5

Team Attack By Set

Set	K	E	TA	Pct	Sideout	Pct
1	12	4	26	.308	10-11	90%
2	17	4	41	.317	9-17	52%
3	14	6	37	.216	10-20	50%
			29-48		60%	

Site: Fort Collins, Colo. (Moby Arena)
Date: Sep 21, 2013 Attend: 3563 Time: 1:15
Referees: Dan Apol, Glo Bailey

	1	2	3	Total
Tie scores	1	5	10	16
Lead change	0	3	4	7

- CSU swept Texas A&M (unofficially ranked No. 26) to improve to 10-0, tied for the third-best start in program history. CSU is one of just six undefeated teams in the nation.
- The Rams improved to 4-0 in Orange Out matches and have yet to drop a set at home this season.
- It marks just the second time that CSU has gone undefeated in non-conference play during the regular season (1999).
- Despite coming in ranked No. 11 for kills, Texas A&M was held to a season-low 28 kills.
- For the first time this season, zero players recorded double digits for kills. Five players had at least seven kills.
- Sophomore Adrianna Culbert had a career-most 17 digs, while libero Jaime Colaizzi had 11.
- CSU never trailed in the opening set, using a 13-2 run early to win, 25-11. CSU closed in the third set, taking a 20-19 lead late and earning five of the final six points to win despite trailing much of the set.

MATCH 11: #19 CSU (3), AIR FORCE (0)

			Attack					Serve				Block					
#	Colorado State	S	K	E	TA	Pct	Ast	SA	SE	RE	Dig	BS	BA	BE	BH	Pts
3	CULBERT, Adrianna	3	7	1	19	.316	4	0	4	0	2	0	2	0	0	8.0
6	PETERS, Samantha	3	8	0	14	.571	0	0	0	0	1	1	6	1	0	12.0
7	SNIDER, Kelsey	3	8	2	14	.429	1	1	2	0	2	0	3	0	0	10.5
8	BESTGEN, Kaitlind	3	0	0	0	.000	0	4	2	0	5	0	0	0	0	4.0
15	REYNOLDS, Marlee	3	8	3	24	.208	0	0	0	0	2	0	2	1	0	9.0
18	FOSS, Deedra	3	6	0	8	.750	30	2	4	0	4	0	2	0	0	9.0
1	COLAIZZI, Jaime	3	0	0	0	.000	1	0	0	0	14	0	0	0	0	0.0
2	DENNY, Cassidy	3	0	0	0	.000	0	1	2	0	4	0	0	0	0	1.0
9	THOMAS, Kaila	2	3	3	11	.000	0	0	0	0	0	0	3	0	0	4.5
11	ANDREWS, Acacia	1	1	1	3	.000	0	0	0	0	0	0	0	1	0	1.0
17	LAWRENCE, Michelle	2	1	2	5	-.200	0	0	0	0	0	0	0	1	0	1.0
20	SMITH, Michelle	1	0	0	0	.000	0	0	0	0	1	0	0	0	0	0.0
	Totals	3	42	12	98	.306	36	8	14	0	35	1	18	4	0	60.0

TOTAL TEAM BLOCKS: 10.0

Team Attack By Set

Set	K	E	TA	Pct	Sideout	Pct
1	12	3	28	.321	15-20	75%
2	20	5	34	.441	13-20	64%
3	10	4	36	.167	14-16	87%
			42-56		75%	

SET SCORES	1	2	3	Team Records:
Colorado State (3)	25	25	25	11-0 (2-0 MW)
Air Force (0)	20	19	16	3-11 (0-2 MW)

			Attack					Serve				Block					
#	Air Force	S	K	E	TA	Pct	Ast	SA	SE	RE	Dig	BS	BA	BE	BH	Pts
1	CLEMENT, Akokwe	3	5	2	16	.188	1	0	0	2	1	0	0	2	0	5.0
2	RICHAN, Cami	3	7	6	25	.040	2	0	1	1	6	1	0	0	0	8.0
7	KELTNER, Hillary	3	2	1	8	.125	25	0	1	0	5	0	0	0	1	2.0
10	HEIN, Ayesha	3	6	0	11	.545	0	0	3	1	3	0	0	0	0	6.0
13	ROSAS, Raquel	3	2	1	5	.200	0	0	0	0	0	0	0	3	0	2.0
16	BATES, Rebecca	3	0	0	0	.000	0	0	1	0	7	0	0	0	0	0.0
3	DRIDGE, Emma	3	0	0	0	.000	0	0	1	3	11	0	0	0	0	0.0
9	FOSTER, Collette	2	1	3	7	-.286	0	0	0	0	2	0	0	0	0	1.0
11	WISE, Josalynn	3	0	0	2	.000	0	0	0	1	1	0	0	0	0	0.0
21	SHERRILL, Maggie	3	5	3	11	.182	0	0	0	0	3	0	0	1	0	5.0
22	PARKER, Taylor	1	1	0	3	.333	0	0	0	0	0	0	0	0	0	1.0
	Totals	3	29	16	88	.148	28	0	7	8	39	1	0	6	1	30.0

TOTAL TEAM BLOCKS: 1.0

Team Attack By Set

Set	K	E	TA	Pct	Sideout	Pct
1	12	4	35	.229	15-25	60%
2	9	2	17	.412	12-24	50%
3	8	10	36	-.056	14-25	56%
			41-74		55%	

Site: USAFA, CO (Falcon Court)
Date: Sep 26, 2013 Attend: 603 Time: 1:18
Referees:

	1	2	3	Total
Tie scores	8	1	3	12
Lead change	4	0	0	4

- CSU's 11-0 record is the third-best start in program history. Overall, it's the Rams' longest winning streak since 2010 (13).
- CSU has won eight-straight true road matches.
- The Rams have won 40 consecutive matches against Air Force, including sweeps in 30 of the past 31 meetings.
- Trailing 17-15 in Set 1, CSU used a 7-0 run to take the lead. During the run, sophomore Kaitlind Bestgen had four aces – the second time this season she has had four aces during a 7-0 CSU run.
- CSU out-blocked Air Force, 10.0-1.0.

MATCH 12: #19 CSU (3), NEW MEXICO (0)

			Attack					Serve				Block					
#	Colorado State	S	K	E	TA	Pct	Ast	SA	SE	RE	Dig	BS	BA	BE	BH	Pts
3	CULBERT, Adrianna	5	12	8	40	.100	0	1	6	1	14	0	1	0	1	13.5
6	PETERS, Samantha	5	9	2	22	.318	0	0	0	0	0	1	3	0	0	11.5
7	SNIDER, Kelsey	5	18	4	41	.341	0	0	0	0	1	0	5	2	0	20.5
8	BESTGEN, Kaitlind	5	0	0	0	.000	2	0	1	2	13	0	0	0	0	0.0
15	REYNOLDS, Marlee	5	12	6	31	.194	0	0	0	0	3	0	4	0	0	14.0
18	FOSS, Deedra	5	4	1	5	.600	57	1	2	0	5	1	2	0	0	7.0
1	COLAIZZI, Jaime	5	0	0	0	.000	1	0	2	0	18	0	0	0	0	0.0
2	DENNY, Cassidy	5	0	0	0	.000	1	4	0	1	5	0	0	0	0	4.0
9	THOMAS, Kaila	2	1	1	3	.000	0	0	0	0	0	0	0	1	0	1.0
17	LAWRENCE, Michelle	5	12	7	35	.143	0	0	0	0	5	1	1	2	0	13.5
20	SMITH, Michelle	1	0	0	0	.000	0	0	1	0	0	0	0	0	0	0.0
	Totals	5	68	29	177	.220	61	6	12	4	64	3	16	5	1	85.0

TOTAL TEAM BLOCKS: 11.0

Team Attack By Set

Set	K	E	TA	Pct	Sideout	Pct
1	16	6	39	.256	17-25	68%
2	13	5	33	.242	11-18	61%
3	18	6	38	.316	15-26	57%
4	10	9	40	.025	12-25	47%
5	11	3	27	.296	11-14	78%
			66-108		61%	

SET SCORES	1	2	3	4	5	Team Records:
Colorado State (3)	27	25	25	16	15	12-0, 3-0
New Mexico (2)	25	18	27	25	13	11-2, 2-1

			Attack					Serve				Block					
#	New Mexico	S	K	E	TA	Pct	Ast	SA	SE	RE	Dig	BS	BA	BE	BH	Pts
2	JOHNSON, Hannah	5	4	2	10	.200	52	0	1	0	13	3	1	1	3	7.5
3	RIDDLE, Chantale	5	18	7	55	.200	2	1	0	1	11	0	3	1	0	20.5
5	WARREN, Julia	5	15	5	35	.286	1	0	3	2	13	0	1	0	0	15.5
6	ROSS, Lexi	5	10	2	16	.500	0	1	1	0	3	2	2	0	0	14.0
12	HOUSE, Cassie	5	11	3	29	.276	0	0	0	0	0	0	2	0	0	12.0
17	GULLATT, Skye	4	2	3	8	-.125	0	0	0	0	0	2	5	1	0	6.5
1	SOURS, Devanne	1	0	1	2	-.500	0	0	0	0	0	0	0	0	0	0.0
4	SKIPPER, Lena	4	1	0	1	1.000	0	1	1	2	3	0	0	0	0	2.0
11	RUGLAND, Lise	1	0	0	0	.000	0	0	0	0	0	0	0	0	0	0.0
16	KRIEG, Elsa	3	1	1	5	.000	1	0	1	0	0	1	0	0	0	2.0
18	MAYFIELD, Maddie	3	0	0	0	.000	0	1	0	1	2	0	0	0	0	1.0
21	LOVATO, Miquella	5	0	0	0	.000	5	0	0	0	21	0	0	0	0	0.0
	Totals	5	62	24	161	.236	61	4	7	6	66	8	14	4	3	81.0

TOTAL TEAM BLOCKS: 15.0

Team Attack By Set

Set	K	E	TA	Pct	Sideout	Pct
1	13	9	37	.108	17-27	62%
2	12	7	39	.128	11-25	43%
3	15	2	28	.464	16-26	61%
4	14	4	37	.270	12-16	75%
5	8	2	20	.300	10-14	71%
			66-108		61%	

Site: Albuquerque, N.M. (Johnson Center)
Date: Sep 28, 2013 Attend: 1623 Time: 2:16
Referees: Burton Fuller, Lisa Roberts

	1	2	3	4	5	Total
Tie scores	8	0	7	1	5	21
Lead change	3	0	1	0	2	6

- CSU improved to 12-0 on the season, beating New Mexico, which was 11-1 entering the match. It was the Rams' ninth-straight true road match, their longest streak since 2003.
- Led by Kelsey Snider's career-most 18 kills on .341 hitting, four Rams had 10 or more kills.
- Freshman Cassidy Denny had a career-high four service aces and sophomore Kaitlind Bestgen had a personal-best 13 digs.
- CSU was out-hit for the first time this season – .220 to .236
- After winning the first two sets – including 27-25 in Set 1 after trailing 21-17 – New Mexico tied the match 2-2 to send the contest into Set 5.
- New Mexico didn't lead in Set 3 until 26-25, fighting off Match Point to extend and win the set.
- In Set 5, the Rams trailed 11-8 before taking four straight points to gain a 12-11 advantage – its first of the set since 1-0. The Rams took three of the final five points to win the match.

MATCH 13: #17 CSU (3), NEVADA (1)

#	Colorado State	S	Attack K	E	TA	Pct	Ast	Serve SA	SE	RE	Dig	Block BS	BA	BE	BH	Pts
2	DENNY, Cassidy	4	0	0	0	.000	2	1	1	0	5	0	0	0	0	1.0
3	CULBERT, Adrianna	4	10	2	15	.533	5	0	1	0	9	0	2	0	1	11.0
6	PETERS, Samantha	4	10	3	19	.368	2	1	2	0	1	0	5	0	0	13.5
7	SNIDER, Kelsey	4	6	3	13	.231	0	0	0	0	0	1	6	0	0	10.0
17	LAWRENCE, Michelle	3	12	2	25	.400	0	0	0	0	1	0	3	0	0	13.5
18	FOSS, Deedra	4	2	1	5	.200	44	0	1	0	6	0	4	0	0	4.0
1	COLAIZZI, Jaime	4	0	0	0	.000	0	1	1	1	12	0	0	0	0	0.0
8	BESTGEN, Kaitlind	4	0	0	0	.000	1	1	1	1	0	0	0	0	0	1.0
9	THOMAS, Kaila	1	2	0	3	.667	0	0	0	0	1	0	0	0	0	2.0
11	ANDREWS, Acacia	2	1	2	4	-.250	0	0	0	0	0	0	0	0	0	1.0
15	REYNOLDS, Marlee	4	13	3	22	.455	0	0	0	0	0	0	2	0	0	14.0
20	SMITH, Michelle	1	0	0	0	.000	1	0	1	1	1	0	0	0	0	0.0
21	BROADWATER, Cayla	1	0	0	0	.000	0	0	0	0	0	0	0	0	0	0.0
	Team									1						
	Totals	4	56	16	106	.377	54	3	8	4	36	1	22	0	1	71.0

TOTAL TEAM BLOCKS: 12.0

Team Attack By Set

Set	K	E	TA	Pct	Sideout	Pct
1	14	8	32	.188	14-22	63%
2	17	0	22	.773	12-13	92%
3	10	5	24	.208	12-24	50%
4	15	3	28	.429	12-16	75%
					50-75	66%

SET SCORES	1	2	3	4	Team Records:
Colorado State (3)	25	25	17	25	13-0 (4-0 MW)
Nevada (1)	22	12	25	15	2-13 (0-3 MW)

#	Nevada	S	Attack K	E	TA	Pct	Ast	Serve SA	SE	RE	Dig	Block BS	BA	BE	BH	Pts
2	ANDERSON, Lyndsey	4	1	0	5	.200	36	1	0	0	5	0	1	1	0	1.5
5	ANXO, Grace	4	10	7	24	.125	0	2	1	0	7	0	2	1	0	13.0
6	LEA'EA, Tessa	4	6	5	23	.043	0	0	0	0	0	0	3	1	0	7.5
9	MORELL, Madison	4	11	9	27	.074	0	0	3	1	4	0	1	0	0	11.5
10	WILLOUGHBY, Sam	4	15	2	21	.619	1	0	1	0	0	2	1	0	0	17.5
13	GREELY, Donna	4	2	2	11	.000	0	0	0	0	0	0	0	0	0	2.0
4	KASSER, Kara	4	0	0	0	.000	4	1	1	0	9	0	0	0	0	1.0
8	MIZE, Megan	3	0	0	0	.000	0	1	0	0	0	0	0	0	0	1.0
11	THORPE, Madison	4	0	0	0	.000	3	2	0	2	1	4	0	0	0	0.0
	Team									1						
	Totals	4	45	25	111	.180	43	4	8	3	29	2	8	3	0	55.0

TOTAL TEAM BLOCKS: 6.0

Team Attack By Set

Set	K	E	TA	Pct	Sideout	Pct
1	9	7	25	.080	14-25	56%
2	10	6	28	.143	11-24	45%
3	15	5	27	.370	13-18	72%
4	11	7	31	.129	11-24	45%
					49-91	53%

Site: Reno, Nev. (Mackay Stadium)
Date: Oct 03, 2013 Attend: 378 Time: 1:38
Referees: Bill Forreter, Kathryn Rogers

	1	2	3	4	Total
Tie scores	1	0	5	5	11
Lead change	0	0	2	1	3

- The Rams improved to 13-0 on the season, and are now one of just four undefeated teams in the nation.
- CSU hit .377 on the night, the seventh time this season the team has hit above .300. In Set 2, CSU hit a season-best .773 with zero errors (17-0-22).
- Junior Marlee Reynolds led the Rams with 13 kills on .455 hitting. Three other Rams had double-digit kill totals, each hitting above .368.
- The Rams did not trail during the first two sets. They responded in Set 4, after Nevada used a 16-7 run in Set 3 to extend the match.

MATCH 14: #13 CSU (3), UTAH STATE (1)

#	Utah State	S	Attack K	E	TA	Pct	Ast	Serve SA	SE	RE	Dig	Block BS	BA	BE	BH	Pts
3	ETIMANI, Tumua	4	10	7	50	.060	2	1	0	0	13	0	2	0	0	12.0
9	NEVES, Paige	4	2	0	5	.400	39	2	0	0	8	0	3	0	2	5.5
13	VANHOFF, Kaitlyn	4	7	6	19	.053	0	0	0	0	3	0	6	0	0	10.0
14	EVERETT, Alyssa	4	3	3	10	.000	0	0	0	0	1	0	6	0	0	6.0
17	ORR, Rachel	4	13	7	33	.182	0	0	0	2	6	0	2	1	0	14.0
26	BRAINARD, Elle	4	8	6	25	.080	0	0	0	0	1	0	5	0	0	10.5
7	GLEASON, Hannah	4	0	0	0	.000	0	0	1	0	8	0	0	0	0	0.0
8	ROGERS-COURT, Ashlan	4	0	0	0	.000	1	1	1	0	24	0	0	0	0	1.0
18	MOSCOSO, Erica	4	0	0	0	.000	0	1	2	0	3	0	0	0	0	1.0
	Totals	4	43	29	142	.099	42	5	4	2	67	0	24	1	2	60.0

TOTAL TEAM BLOCKS: 12.0

Team Attack By Set

Set	K	E	TA	Pct	Sideout	Pct
1	7	13	35	-.171	11-25	43%
2	13	4	33	.273	15-20	75%
3	14	7	42	.167	15-25	60%
4	9	5	32	.125	12-24	50%
					53-94	56%

SET SCORES	1	2	3	4	Team Records:
Utah State (1)	17	25	23	18	9-7 (3-3 MW)
Colorado State (3)	25	20	25	25	14-0 (5-0 MW)

#	Colorado State	S	Attack K	E	TA	Pct	Ast	Serve SA	SE	RE	Dig	Block BS	BA	BE	BH	Pts
3	CULBERT, Adrianna	4	14	6	36	.222	5	0	2	2	10	0	3	0	0	15.5
6	PETERS, Samantha	4	11	4	28	.250	0	0	1	0	1	0	8	0	0	15.0
7	SNIDER, Kelsey	3	1	2	10	-.100	0	0	1	0	0	0	3	0	0	2.5
8	BESTGEN, Kaitlind	4	0	0	0	.000	0	1	1	1	10	0	0	0	0	1.0
15	REYNOLDS, Marlee	4	7	12	39	-.128	1	0	0	0	4	0	4	0	0	9.0
18	FOSS, Deedra	4	6	1	13	.385	47	0	0	0	6	2	5	0	0	10.5
1	COLAIZZI, Jaime	4	0	0	0	.000	1	1	0	1	21	0	0	0	0	1.0
2	DENNY, Cassidy	4	0	0	0	.000	0	0	1	1	9	0	0	0	0	0.0
11	ANDREWS, Acacia	3	9	0	13	.692	0	0	0	0	0	0	1	0	0	9.5
17	LAWRENCE, Michelle	4	10	4	29	.207	0	0	0	0	1	1	3	0	0	12.5
21	BROADWATER, Cayla	1	0	0	0	.000	0	0	0	0	0	0	0	0	0	0.0
	Totals	4	58	29	168	.173	54	2	6	5	62	3	27	0	0	76.5

TOTAL TEAM BLOCKS: 16.5

Team Attack By Set

Set	K	E	TA	Pct	Sideout	Pct
1	10	7	40	.075	11-17	64%
2	14	9	37	.135	15-25	60%
3	16	6	48	.208	15-23	65%
4	18	7	43	.256	13-19	68%
					54-84	64%

Site: Fort Collins, Colo. (Moby Arena)
Date: Oct 10, 2013 Attend: 2806 Time: 1:48
Referees: John Martin, Glo Bailey

	1	2	3	4	Total
Tie scores	1	7	7	2	17
Lead change	1	1	1	2	5

- CSU lost its first home set of the season, but rebounded by winning the final two sets of the match.
- CSU has won 17 straight matches against Utah State dating back to 1983.
- CSU hit a season low .173, but still out-hit Utah State (.099).
- CSU registered a season-best 16.5 blocks, their highest total since Sept. 9, 2012. Senior Samantha Peters set a career high with eight blocks, in addition to a career-high-tying 11 kills.
- The Rams trailed by as many as four in Set 3, but closed on a 5-1 run to win the set, 25-23. On the year, CSU is 7-2 in sets decided by two points.
- Redshirt freshman Acacia Andrews provided the Rams with much-needed energy off the bench, registering nine kills on a career-best .692 hitting.

MATCH 15: #13 CSU (3), BOISE STATE (0)

#	Boise State	S	Attack K	E	TA	Pct	Ast	Serve SA	SE	RE	Dig	Block BS	BA	BE	BH	Pts
1	GAMMEL, Alyssa	3	3	7	22	-.182	0	0	1	0	3	0	0	0	0	3.0
3	REARDON, Brittany	3	4	1	10	.300	0	0	0	0	0	0	0	0	0	4.0
8	DUFFIN, Aly	2	2	2	6	.000	0	0	0	0	0	0	0	0	0	2.0
11	KINGHORN, Katelyn	2	2	2	9	.000	0	0	0	0	1	0	0	0	0	2.0
12	HORTON, Sarah	3	8	7	24	.042	1	0	0	1	8	0	0	0	0	8.0
14	ROSE, Casey	3	1	1	8	.000	18	3	1	0	2	0	0	0	0	4.0
2	HUBBARD, Hannah	3	0	0	0	.000	2	0	1	0	11	0	0	0	0	0.0
5	WHITE, Janessa	2	2	0	2	1.000	0	0	0	0	0	0	1	0	0	2.5
9	MURPHEY, Taylor	3	5	3	15	.133	0	0	0	0	1	0	0	0	0	5.0
13	BAUGH, Sarah	3	0	1	1	-1.000	6	0	2	0	3	0	0	0	0	0.0
15	VOLKOMMER, Abbey	2	0	0	0	.000	0	0	0	0	1	0	0	0	0	0.0
19	O'DONNELL, Maddy	1	1	2	3	-.333	0	0	0	0	0	0	1	0	0	1.5
	Totals	3	28	26	100	.020	25	3	5	1	30	0	2	0	0	32.0

TOTAL TEAM BLOCKS: 1.0

Team Attack By Set

Set	K	E	TA	Pct	Sideout	Pct
1	10	13	38	-.079	11-25	43%
2	6	8	26	-.077	9-24	37%
3	12	5	36	.194	13-25	51%
					33-74	44%

SET SCORES	1	2	3	Team Records:
Boise State (0)	15	15	18	8-9 (2-5 MW)
Colorado State (3)	25	25	25	15-0 (6-0 MW)

#	Colorado State	S	Attack K	E	TA	Pct	Ast	Serve SA	SE	RE	Dig	Block BS	BA	BE	BH	Pts
2	DENNY, Cassidy	3	0	0	0	.000	1	0	1	0	2	0	0	0	0	0.0
3	CULBERT, Adrianna	3	6	1	15	.333	3	1	2	0	10	0	3	0	0	8.5
6	PETERS, Samantha	3	10	0	18	.556	0	0	1	0	3	1	4	0	0	13.0
7	SNIDER, Kelsey	3	6	0	11	.545	0	0	0	0	0	0	3	0	0	7.5
15	REYNOLDS, Marlee	3	5	1	11	.364	0	0	0	0	0	0	1	0	0	5.5
18	FOSS, Deedra	3	4	0	7	.571	32	0	1	0	2	0	2	0	1	5.0
1	COLAIZZI, Jaime	3	0	0	0	.000	1	0	1	1	10	0	0	0	0	0.0
8	BESTGEN, Kaitlind	3	0	0	0	.000	0	0	1	2	6	0	0	0	0	0.0
9	THOMAS, Kaila	2	2	1	3	.333	0	0	0	0	0	0	0	0	0	2.0
11	ANDREWS, Acacia	2	0	0	1	.000	0	0	0	0	0	0	1	0	0	0.5
17	LAWRENCE, Michelle	3	8	5	18	.167	0	0	0	0	2	0	3	0	0	9.5
20	SMITH, Michelle	1	0	0	0	.000	0	0	1	0	1	0	0	0	0	0.0
	Totals	3	41	8	84	.393	37	1	8	3	36	1	17	0	1	51.5

TOTAL TEAM BLOCKS: 9.5

Team Attack By Set

Set	K	E	TA	Pct	Sideout	Pct
1	9	3	21	.286	11-15	73%
2	16	2	27	.519	10-16	62%
3	16	3	36	.361	13-18	72%
					34-49	69%

Site: Fort Collins, Colo. (Moby Arena)
Date: Oct 12, 2013 Attend: 4801 Time: 1:08
Referees: Kim Pickering, Glenn Sapp

	1	2	3	Total
Tie scores	3	5	1	9
Lead change	1	1	0	2

- One of two undefeated teams, CSU improved to 15-0, the third-best start and fifth-longest winning streak in program history.
- The victory came in front of 4,801 fans, the 10th-largest crowd in CSU volleyball history.
- CSU is 7-0 all-time against Boise State, never dropping a set.
- CSU hit above .300 for the eighth time this season (.393), and held Boise State to sub-.100 hitting (.020).
- CSU trailed on just a few occasions, and never later than the fifth point of a set.
- The Rams out-blocked Boise State, 9.5-1.0, led by Peters' five stuffs.
- Sophomore Jaime Colaizzi had a team-high-tying 10 digs, her 13th-straight match in double figures.
- Senior Samantha Peters led all hitters with 10 kills on .556 hitting, the third-straight match she has posted double figures for kills.

MATCH 16: #12 CSU (3), UNLV (2)

#	Colorado State	S	K	E	TA	Pct	Ast	Serve SA	Serve SE	Serve RE	Dig	Block BS	Block BA	Block BE	BH	Pts
2	DENNY, Cassidy	5	0	0	0	.000	1	1	1	1	15	0	0	0	0	1.0
3	CULBERT, Adrianna	5	9	4	27	.185	4	2	1	2	10	0	2	0	0	12.0
6	PETERS, Samantha	5	14	2	28	.429	0	0	1	0	5	1	10	0	0	20.0
7	SNIDER, Kelsey	5	12	3	29	.310	0	0	0	0	0	0	4	1	1	14.0
15	REYNOLDS, Marlee	5	16	4	48	.250	0	0	0	0	4	0	4	0	0	18.0
18	FOSS, Deedra	5	2	3	8	-.125	54	0	4	0	16	0	4	0	0	4.0
1	COLAIZZI, Jaime	5	0	0	0	.000	0	1	1	1	22	0	0	0	0	1.0
8	BESTGEN, Kaitlind	5	0	1	2	-.500	2	0	1	0	16	0	0	0	0	0.0
9	THOMAS, Kaila	1	2	2	7	.000	0	0	0	0	1	0	1	0	0	2.5
17	LAWRENCE, Michelle	5	9	9	34	.000	0	0	0	0	3	0	4	0	0	11.0
	Totals	5	64	28	183	.197	61	4	9	4	92	1	29	1	1	83.5

TOTAL TEAM BLOCKS: 15.5

Team Attack By Set

Set	K	E	TA	Pct	Sideout	Pct
1	13	2	24	.458	9-12	75%
2	11	5	39	.154	12-22	54%
3	19	9	45	.222	15-28	53%
4	13	7	49	.122	19-25	75%
5	8	5	26	.115	6-13	46%
					61-100	61%

SET SCORES	1	2	3	4	5	Team Records:
Colorado State (3)	25	25	27	22	15	16-0, 7-0 MW
UNLV (2)	12	21	29	25	13	10-7, 5-2 MW

#	UNLV	S	K	E	TA	Pct	Ast	Serve SA	Serve SE	Serve RE	Dig	Block BS	Block BA	Block BE	BH	Pts
6	RIEHL, Carly	5	0	0	2	.000	0	0	1	1	11	0	0	0	0	0.0
11	WINTERS, Katlin	5	7	5	30	.067	0	0	0	0	1	1	10	0	0	13.0
13	GLENN, Daryn	5	7	7	42	.000	2	0	0	0	24	0	3	0	0	8.5
15	WESTMAN, Madeline	5	9	1	18	.444	0	2	1	0	2	0	3	0	0	12.5
21	FALEMAKA, Sekola	5	20	13	63	.111	0	0	2	1	9	1	1	0	0	21.5
25	THELEN, Stephanie	5	0	1	4	-.250	49	1	3	0	4	0	3	0	1	2.5
1	KINCADE, Ceannia	3	11	4	25	.280	1	1	0	1	9	0	5	0	0	14.5
2	DAVIES, Allison	5	0	0	0	.000	1	0	1	1	17	0	0	0	0	0.0
7	TOPOR, Julia	2	3	4	8	-.125	0	0	0	0	0	0	1	1	0	3.5
	Totals	5	57	35	192	.115	53	4	8	4	77	2	26	1	1	76.0

TOTAL TEAM BLOCKS: 15.0

Team Attack By Set

Set	K	E	TA	Pct	Sideout	Pct
1	8	9	36	-.028	9-25	36%
2	10	10	38	.000	11-24	45%
3	16	5	39	.282	16-28	57%
4	16	7	53	.170	19-22	86%
5	7	4	26	.115	6-15	40%
					61-114	53%

	1	2	3	4	5	Total
Tie scores	0	2	8	4	4	18
Lead change	0	2	2	1	2	7

Site: Las Vegas, Nev. (Cox Pavilion)
Date: Oct 17, 2013 Attend: 536 Time: 2:19
Referees: Eric Asami, John Martin

- After winning the first two sets, CSU held on to defeat second-place UNLV in five sets. It was the Rams' 11th-straight true road win, which ties a program record.
- CSU had three Match Point opportunities in Set 3, but the Rebels fought off every CSU attempt and won the set, 29-27.
- The Rams trailed late in Set 5, 12-9, but finished the match on a 6-1 run to win, 15-13.
- Senior Samantha Peters recorded career highs in both kills (14) and blocks (11), while hitting .429. Five players had nine or more kills.
- Sophomore Jaime Colaizzi had 22 digs, one shy of a career high. Four other players had at least 10 digs, including career highs from Kaitlind Bestgen and Cassidy Denny.

MATCH 17: #12 CSU (3), SAN DIEGO STATE (1)

#	Colorado State	S	K	E	TA	Pct	Ast	Serve SA	Serve SE	Serve RE	Dig	Block BS	Block BA	Block BE	BH	Pts
2	DENNY, Cassidy	4	0	0	0	.000	1	3	2	0	8	0	1	0	0	3.5
3	CULBERT, Adrianna	4	5	4	19	.053	4	0	1	1	7	0	2	0	0	6.0
6	PETERS, Samantha	4	13	4	25	.360	0	0	0	0	5	0	9	0	0	17.5
7	SNIDER, Kelsey	4	11	3	20	.400	0	0	0	0	0	1	3	0	0	13.5
15	REYNOLDS, Marlee	4	18	4	52	.269	0	0	0	0	3	0	7	0	0	21.5
18	FOSS, Deedra	4	3	1	6	.333	48	0	2	0	8	0	2	0	1	4.0
1	COLAIZZI, Jaime	4	0	0	0	.000	0	1	2	2	20	0	0	0	0	1.0
8	BESTGEN, Kaitlind	4	0	0	0	.000	0	0	3	0	7	0	0	0	0	0.0
9	THOMAS, Kaila	4	11	3	26	.308	0	0	0	0	3	0	0	0	0	11.0
	Team									1						
	Totals	4	61	19	148	.284	53	4	10	4	61	1	24	0	1	78.0

TOTAL TEAM BLOCKS: 13.0

Team Attack By Set

Set	K	E	TA	Pct	Sideout	Pct
1	11	5	30	.200	10-24	41%
2	19	5	42	.333	14-23	60%
3	16	5	38	.289	15-21	71%
4	15	4	38	.289	14-18	77%
					53-86	61%

SET SCORES	1	2	3	4	Team Records:
Colorado State (3)	19	25	25	25	17-0 (8-0 MW)
San Diego State (1)	25	22	21	17	9-9 (4-4 MW)

#	San Diego State	S	K	E	TA	Pct	Ast	Serve SA	Serve SE	Serve RE	Dig	Block BS	Block BA	Block BE	BH	Pts
2	WABER, Michelle	4	10	5	42	.119	0	0	0	1	1	0	3	0	0	11.5
3	RING, Christie	1	0	0	0	.000	0	0	0	2	1	0	0	0	0	0.0
6	SANDBERG, Kaja	4	9	1	18	.444	0	1	2	0	2	0	8	1	0	14.0
11	FOUCH, Johnna	4	0	0	0	.000	20	0	0	0	9	0	0	1	0	0.0
12	HARRIS, Emily	4	7	4	15	.200	0	0	0	0	0	1	2	0	0	9.0
15	STEEL, Chaiymin	4	7	2	15	.333	0	0	0	0	2	0	3	1	0	8.5
1	MATHIS, Chloe	4	0	0	0	.000	22	0	1	0	10	0	0	0	0	0.0
5	NASH, Summer	4	7	4	27	.111	0	0	0	0	1	0	3	1	0	8.5
7	OROPEZA, Kyla	4	0	0	0	.000	0	0	0	0	7	0	0	0	0	0.0
8	VACCARELLO, Courtney	4	0	0	0	.000	3	0	0	1	16	0	0	0	0	0.0
13	RICIGLIANO, Justine	4	0	0	0	.000	2	3	2	0	8	0	0	0	0	3.0
20	SHELTON, Raegan	4	11	6	32	.156	0	0	1	0	3	0	1	0	0	11.5
	Totals	4	51	22	149	.195	47	4	6	4	60	1	20	4	0	66.0

TOTAL TEAM BLOCKS: 11.0

Team Attack By Set

Set	K	E	TA	Pct	Sideout	Pct
1	15	2	32	.406	11-20	55%
2	15	6	42	.214	13-24	54%
3	12	6	40	.150	15-25	60%
4	9	8	35	.029	13-24	54%
					52-93	55%

	1	2	3	4	Total
Tie scores	3	5	3	5	16
Lead change	3	2	1	0	6

Site: San Diego, Calif. (Aztec Court)
Date: Oct 19, 2013 Attend: 893 Time: 1:46
Referees: Verna Klubnikin, Tom Saunders

- CSU improved to 17-0 – tied for the second-best start in program history – and set a program mark with its 12th-consecutive true road victory.
- Redshirt sophomore Kaila Thomas filled in for an injured Michelle Lawrence, recording a career-best 11 kills on .308 hitting.
- Sophomore Jaime Colaizzi had her second-consecutive 20-dig performance.
- San Diego State hit .406 in the opening set, but the Rams held the Aztecs below .250 for the remaining three sets, including under .100 in Set 4.
- Junior Marlee Reynolds set a career high with seven kills, while senior Samantha Peters tied her best mark with 11.
- The Rams led start to finish in Set 4, but had to come from behind in the second and third sets, including an 8-1 run in Set 2 to overcome an 18-13 deficit.

MATCH 18: #12 CSU (3), FRESNO STATE (0)

#	Fresno State	S	K	E	TA	Pct	Ast	Serve SA	Serve SE	Serve RE	Dig	Block BS	Block BA	Block BE	BH	Pts
1	WILD, Korrin	3	14	11	38	.079	0	0	2	0	6	1	0	0	0	15.0
5	LEE, Christina	3	0	0	1	.000	31	0	1	0	5	0	0	0	3	0.0
8	PEARSON, Katie	2	1	0	3	.333	0	1	0	0	0	0	1	0	0	2.5
16	MURDOCK, Maci	3	6	4	14	.143	1	0	0	0	0	0	1	0	0	6.5
21	FRANKS, Holly	3	6	6	19	.000	0	0	3	0	5	0	4	0	0	8.0
22	BRAND, Marissa	3	9	5	28	.143	0	1	0	0	4	0	0	0	0	10.0
4	ALBERTSON, Lauren	3	2	2	5	.000	0	0	0	0	0	0	1	0	0	2.5
12	PEARSON, Molly	1	0	0	0	.000	0	0	0	0	0	0	2	0	0	1.0
14	LEGAUX, Brooke	2	0	0	0	.000	4	0	0	0	0	0	1	0	0	0.5
18	BOWENS, Zana	1	0	0	0	.000	0	0	0	0	0	0	0	0	0	0.0
23	EPPRIGHT, Maggie	3	0	0	0	.000	0	1	1	2	8	0	0	0	0	1.0
	Totals	3	38	28	108	.093	36	3	7	2	28	1	10	0	3	47.0

TOTAL TEAM BLOCKS: 6.0

Team Attack By Set

Set	K	E	TA	Pct	Sideout	Pct
1	8	8	34	.000	12-25	47%
2	12	9	32	.094	10-24	41%
3	18	11	42	.167	12-25	47%
					34-74	45%

SET SCORES	1	2	3	Team Records:
Fresno State (0)	20	19	23	12-9 (6-3 MW)
Colorado State (3)	25	25	25	18-0 (9-0 MW)

#	Colorado State	S	K	E	TA	Pct	Ast	Serve SA	Serve SE	Serve RE	Dig	Block BS	Block BA	Block BE	BH	Pts
2	DENNY, Cassidy	3	0	0	0	.000	0	0	1	1	1	0	0	0	0	0.0
3	CULBERT, Adrianna	3	9	1	16	.500	1	0	0	0	10	0	1	0	0	9.5
6	PETERS, Samantha	3	9	2	14	.500	0	0	0	0	1	0	8	0	0	13.0
7	SNIDER, Kelsey	3	7	3	17	.235	0	0	0	0	0	0	3	1	0	8.5
15	REYNOLDS, Marlee	3	7	5	21	.095	0	0	0	0	0	0	2	1	0	8.0
18	FOSS, Deedra	3	1	0	2	.500	32	1	1	0	8	0	3	1	0	3.5
1	COLAIZZI, Jaime	3	0	0	0	.000	0	0	0	0	7	0	0	0	0	0.0
8	BESTGEN, Kaitlind	3	0	0	0	.000	1	1	1	2	6	0	0	0	0	1.0
9	THOMAS, Kaila	3	2	6	14	-.286	0	0	0	0	0	0	2	0	0	3.0
21	BROADWATER, Cayla	1	0	0	0	.000	0	0	0	0	0	0	3	0	0	1.5
	Totals	3	35	17	84	.214	34	2	3	3	33	0	22	3	0	48.0

TOTAL TEAM BLOCKS: 11.0

Team Attack By Set

Set	K	E	TA	Pct	Sideout	Pct
1	13	8	31	.161	12-20	60%
2	14	5	28	.321	11-20	55%
3	8	4	25	.160	12-23	52%
					35-63	55%

	1	2	3	Total
Tie scores	4	0	8	12
Lead change	1	0	3	4

Site: Fort Collins, Colo. (Moby Arena)
Date: Oct 24, 2013 Attend: 2231 Time: 1:26
Referees: Jesse Martinez, Gary Houghton

- The win improved the Rams' record to 18-0, the second-best start in program history. CSU hasn't lost a regular-season match since Oct. 25, 2012, a span of 26 matches. The Rams have won 17 in a row at Moby Arena, which is the fifth-longest streak.
- Transfer Cayla Broadwater, who had played in just eight sets entering the match, provided a spark off the bench in Set 3, recording back-to-back blocks during a 9-0 CSU run to overcome a 19-11 deficit – the largest overcome this season by the Rams. They were the first of her career; she finished the set with three blocks in CSU's come-from-behind set victory.
- Tw players had nine kills; senior Samantha Peters had eight blocks, the third-straight match with at least that total.
- The two teams were tied at 20-20 in Set 1 before a 5-0 CSU run. The Rams led start to finish in the second set.

MATCH 19: #12 CSU (3), SAN JOSÉ STATE (0)

#	San Jose State	S	Attack K	E	TA	Pct	Ast	Serve SA	SE	RE	Dig	Block BS	BA	BE	BH	Pts
1	BLUME, Hanah	3	16	2	33	.424	0	0	0	0	6	0	0	0	0	16.0
2	LEONARD, Michaela	3	0	0	2	.000	30	0	2	0	3	0	0	0	2	0.0
3	GRIEST, Sarah	2	5	1	3	-.333	0	0	0	0	0	0	0	0	0	0.0
4	O'REILLY, Mary Alice	3	6	5	19	.053	0	0	0	0	0	0	1	0	0	6.5
5	ROY, Tyanna	3	2	3	10	-.100	0	0	1	1	1	0	1	0	0	2.5
10	JACOBSEN, Lauren	3	4	3	16	.062	1	0	0	2	8	0	1	0	0	4.5
7	DIFFINE, Brittney	1	0	0	0	.000	1	0	0	0	2	0	0	0	0	0.0
11	POWERS, Megan	2	3	2	9	.111	0	0	0	0	0	0	1	0	3	3.5
12	LaFOLLETTE, Sydney	1	0	0	0	.000	0	0	0	0	0	0	0	0	0	0.0
15	O'DONOGHUE, Cori	3	0	0	0	.000	0	1	0	2	7	0	0	0	0	1.0
	Totals	3	31	16	92	.163	31	1	3	5	27	0	4	0	2	34.0

TOTAL TEAM BLOCKS: 2.0

Team Attack By Set

Set	K	E	TA	Pct	Sideout	Pct
1	8	6	31	.065	9-25	36%
2	14	3	32	.344	15-24	62%
3	9	7	29	.069	10-25	40%
					34-74	45%

SET SCORES	1	2	3	Team Records:
San Jose State (0)	12	18	11	5-16 (2-8 MW)
Colorado State (3)	25	25	25	19-0 (10-0 MW)

#	Colorado State	S	Attack K	E	TA	Pct	Ast	Serve SA	SE	RE	Dig	Block BS	BA	BE	BH	Pts
2	DENNY, Cassidy	3	0	0	0	.000	0	1	1	1	9	0	0	0	0	1.0
3	CULBERT, Adrianna	3	8	2	13	.462	6	0	0	0	8	0	2	0	0	9.0
6	PETERS, Samantha	3	8	2	15	.400	0	0	0	0	1	0	0	0	0	8.0
7	SNIDER, Kelsey	3	8	0	14	.571	0	0	0	0	0	0	3	0	0	9.5
15	REYNOLDS, Marlee	3	15	1	24	.583	0	0	0	0	3	1	2	0	0	17.0
18	FOSS, Deedra	3	2	0	4	.500	37	0	0	0	7	0	1	0	0	2.5
1	COLAIZZI, Jaime	3	0	0	0	.000	0	3	0	0	10	0	0	0	0	3.0
9	THOMAS, Kaila	3	6	2	13	.308	0	0	0	0	1	0	0	0	0	6.0
11	ANDREWS, Acacia	2	2	0	2	1.000	1	0	0	0	0	0	1	0	0	2.5
20	SMITH, Michelle	3	0	0	0	.000	1	1	1	0	3	0	0	0	0	1.0
21	BROADWATER, Cayla	2	0	0	1	.000	0	0	0	0	0	0	0	0	0	0.0
	Totals	3	49	7	86	.488	45	5	2	1	42	1	9	0	0	59.5

TOTAL TEAM BLOCKS: 5.5

Team Attack By Set

Set	K	E	TA	Pct	Sideout	Pct
1	16	4	26	.462	9-12	75%
2	18	2	36	.444	16-19	84%
3	15	1	24	.583	10-11	90%
					35-42	83%

Site: Fort Collins, Colo. (Moby Arena)
Date: Oct 26, 2013 Attend: 2864 Time: 1:07
Referees: Keith Murtless, Glo Bailey

	1	2	3	Total
Tie scores	0	4	1	5
Lead change	0	2	1	3

- Junior Marlee Reynolds led the Rams with 15 kills on a season-high .583 hitting. Reynolds has recorded at least 15 kills in three of her last four matches, averaging 3.73 kills per set during that span.
- As a team, CSU hit .488 – second-highest on the season – committing just seven attack errors. The team hit at least .444 in all three sets, and held San José State under .100 in two frames.
- Sophomore Jaime Colaizzi had a career-high three service aces, including on back-to-back serves in the first set.
- The 11 points allowed in Set 3 tied a season-low for a Rams opponent. CSU never trailed by more than two points, and didn't trail at all in the opening frame.

MATCH 20: #9 CSU (3), BOISE STATE (0)

#	Colorado State	S	Attack K	E	TA	Pct	Ast	Serve SA	SE	RE	Dig	Block BS	BA	BE	BH	Pts
2	DENNY, Cassidy	3	0	0	0	.000	0	1	0	1	7	0	0	0	0	1.0
3	CULBERT, Adrianna	3	6	1	11	.455	0	0	0	1	10	0	1	1	0	6.5
6	PETERS, Samantha	3	8	1	12	.583	0	1	2	0	0	1	3	0	0	10.5
7	SNIDER, Kelsey	3	8	0	13	.615	0	0	0	0	1	0	2	0	0	9.0
15	REYNOLDS, Marlee	3	9	3	23	.261	0	0	0	0	2	1	3	0	0	11.5
18	FOSS, Deedra	3	2	0	5	.400	33	2	1	0	1	0	1	1	0	4.5
1	COLAIZZI, Jaime	3	0	0	0	.000	2	0	2	1	11	0	0	0	0	0.0
8	BESTGEN, Kaitlind	3	0	0	0	.000	0	1	1	1	1	0	0	0	0	1.0
9	THOMAS, Kaila	3	4	0	11	.364	1	0	0	0	3	0	0	0	0	4.0
11	ANDREWS, Acacia	1	1	0	1	1.000	0	0	0	0	0	0	1	0	0	1.5
17	LAWRENCE, Michelle	1	0	0	0	.000	0	0	0	0	0	0	1	0	0	0.5
	Totals	3	38	5	76	.434	36	4	6	5	35	2	12	2	0	50.0

TOTAL TEAM BLOCKS: 8.0

Team Attack By Set

Set	K	E	TA	Pct	Sideout	Pct
1	13	2	30	.367	15-19	78%
2	17	1	27	.593	15-21	71%
3	8	2	19	.316	10-13	76%
					40-53	75%

SET SCORES	1	2	3	Team Records:
Colorado State (3)	25	25	25	20-0, 11-0 MW
Boise State (0)	19	20	13	10-12, 4-8 MW

#	Boise State	S	Attack K	E	TA	Pct	Ast	Serve SA	SE	RE	Dig	Block BS	BA	BE	BH	Pts
1	GAMMEL, Alyssa	3	7	7	27	.000	0	1	0	1	3	0	1	0	0	8.5
8	DUFFIN, Aly	3	8	3	13	.385	0	0	0	0	0	0	0	0	0	8.0
11	KINGHORN, Katelyn	3	4	2	12	.167	0	0	0	0	1	0	1	0	0	4.5
12	HORTON, Sarah	3	4	3	19	.053	0	1	1	1	4	1	0	0	0	6.0
13	BAUGH, Sarah	3	1	0	1	1.000	22	0	2	0	7	0	0	0	0	1.0
19	O'DONNELL, Maddy	3	7	3	13	.308	0	0	1	0	0	0	3	0	0	8.5
2	HUBBARD, Hannah	3	0	0	0	.000	1	1	1	2	12	0	0	0	0	1.0
5	WHITE, Janessa	2	1	1	.2	.000	0	0	0	0	0	0	1	0	0	1.5
9	MURPHEY, Taylor	2	3	6	13	-.231	0	0	1	0	0	0	0	0	0	3.0
14	ROSE, Casey	3	0	0	0	.000	12	1	2	0	1	0	0	0	0	1.0
15	VOLLKOMMER, Abbey	2	0	0	0	.000	0	1	0	0	0	0	0	0	0	1.0
	Totals	3	35	25	100	.100	35	5	8	4	28	1	6	0	0	44.0

TOTAL TEAM BLOCKS: 4.0

Team Attack By Set

Set	K	E	TA	Pct	Sideout	Pct
1	14	10	39	.103	15-25	60%
2	13	4	29	.310	14-24	58%
3	8	11	32	-.094	10-25	40%
					39-74	52%

Site: Boise, Idaho (Bronco Gym)
Date: Oct 31, 2013 Attend: 291 Time: 1:20
Referees: Marge Ray, Tami Warren

	1	2	3	Total
Tie scores	1	4	1	6
Lead change	1	2	0	3

- CSU earned its 20th straight victory, tying its best start to a season and the second-longest winning streak ever.
- The Rams have won at least 20 matches each season since 1995, the fifth-longest active streak in the country.
- CSU hit .440, the second-straight match and fourth time this season the Rams have hit above .400. They recorded just five attack errors, one being unforced. In six matches vs. Boise State with Deedra Foss at setter, CSU has never hit below .374.
- CSU never trailed in Set 3, and led for the majority of the opening two sets. The Rams used a 15-6 run in Set 2 to widen the gap.
- Junior Marlee Reynolds led CSU with nine kills and a team-high-tying four blocks.

MATCH 21: #9 CSU (3), UTAH STATE (2)

#	Colorado State	S	Attack K	E	TA	Pct	Ast	Serve SA	SE	RE	Dig	Block BS	BA	BE	BH	Pts
2	DENNY, Cassidy	5	0	0	0	.000	2	0	2	0	15	0	0	0	0	0.0
3	CULBERT, Adrianna	5	12	0	23	.522	4	1	0	1	17	0	6	0	0	16.0
6	PETERS, Samantha	5	7	2	21	.238	0	0	1	0	3	1	11	0	0	13.5
7	SNIDER, Kelsey	5	14	5	36	.250	1	1	1	0	1	0	9	0	0	19.5
15	REYNOLDS, Marlee	5	16	11	66	.076	1	0	0	0	5	0	6	0	0	19.0
18	FOSS, Deedra	5	4	1	7	.429	53	0	2	0	16	0	5	2	0	6.5
1	COLAIZZI, Jaime	5	0	0	0	.000	1	0	2	0	25	0	0	0	0	0.0
8	BESTGEN, Kaitlind	5	0	0	0	.000	0	0	1	2	8	0	0	0	0	0.0
9	THOMAS, Kaila	2	3	3	11	.000	0	0	0	0	0	0	1	0	0	3.5
17	LAWRENCE, Michelle	4	10	1	27	.333	0	0	0	0	0	0	2	1	0	11.0
20	SMITH, Michelle	2	0	0	0	.000	0	0	1	0	1	0	0	0	0	0.0
	Totals	5	66	23	191	.225	62	2	10	3	91	1	40	3	0	89.0

TOTAL TEAM BLOCKS: 21.0

Team Attack By Set

Set	K	E	TA	Pct	Sideout	Pct
1	15	6	43	.209	13-24	54%
2	14	4	40	.250	15-25	60%
3	14	7	41	.171	13-18	72%
4	15	6	53	.170	17-26	65%
5	8	0	14	.571	6-8	75%
					64-101	63%

SET SCORES	1	2	3	4	5	Team Records:
Colorado State (3)	20	21	25	27	15	21-0, 12-0 MW
Utah State (2)	25	25	18	25	8	15-8, 8-4 MW

#	Utah State	S	Attack K	E	TA	Pct	Ast	Serve SA	SE	RE	Dig	Block BS	BA	BE	BH	Pts
3	ETIMANI, Tumua	5	13	6	54	.130	2	1	2	0	15	0	2	0	0	15.0
9	NEVES, Paige	5	2	1	3	.333	50	0	1	0	11	0	1	1	0	2.5
13	VANHOFF, Kaitlyn	5	13	6	28	.250	2	0	0	0	0	0	1	4	0	16.0
14	EVERETT, Alyssa	5	5	1	10	.400	0	0	0	0	1	0	4	1	0	7.0
17	ORR, Rachel	5	13	12	59	.017	2	1	0	0	15	0	1	0	0	14.5
26	BRAINARD, Elle	5	15	8	46	.152	0	0	0	0	3	1	2	0	0	17.0
7	GLEASON, Hannah	5	1	0	1	1.000	0	1	2	0	10	0	0	0	0	2.0
8	ROGERS-COURT, Ashlan	5	0	0	0	.000	1	0	1	2	31	0	0	0	0	0.0
16	LENZEN, Carly	2	0	0	0	.000	0	0	0	0	0	0	0	0	0	0.0
18	MOSCOSO, Erica	5	0	0	0	.000	0	0	0	0	1	0	0	0	0	0.0
	Totals	5	62	34	201	.139	57	3	6	2	87	2	14	2	0	74.0

TOTAL TEAM BLOCKS: 9.0

Team Attack By Set

Set	K	E	TA	Pct	Sideout	Pct
1	17	3	50	.280	14-21	66%
2	16	6	43	.233	15-21	71%
3	9	9	45	.000	13-25	51%
4	13	10	45	.067	16-26	61%
5	7	6	18	.056	6-15	40%
					64-108	59%

Site: Logan, Utah (DeeGlenSmithSpectrum)
Date: Nov 02, 2013 Attend: 1865 Time: 2:18
Referees: John Martin, Jerilyn Clawson

	1	2	3	4	5	Total
Tie scores	1	3	2	11	4	21
Lead change	0	1	0	4	2	7

- CSU set a program record with its 21st-straight win to begin the season.
- The Rams dropped the first two sets for the first time in 50 regular-season matches. It was the first time CSU has overcome an 0-2 deficit in a true road match since Nov. 10, 2000.
- Four Rams had at least 10 kills, led by junior Marlee Reynolds' 16.
- CSU had a season-high 21 blocks, sixth-most in CSU history for five-set matches. Senior Samantha Peters (12) and Kelsey Snider (nine) set career highs.
- Jaime Colaizzi had 25 digs, also a career high. Adrianna Culbert (17) and Cassidy Denny (15) tied career bests.
- In Set 4, CSU led 22-19 before a 5-1 run for the Aggies set up Match Point. CSU recorded three straight kills to extend the match to a fifth set.
- The Rams have won 18 straight over Utah State. The victory came in front of 1,865 fans, the largest road crowd CSU has faced this season.

MATCH 22: #10 CSU (3), WYOMING (1)

			Attack					Serve				Block					
#	Colorado State	S	K	E	TA	Pct	Ast	SA	SE	RE	Dig	BS	BA	BE	BH	Pts
2	DENNY, Cassidy	4	0	0	0	.000	0	1	1	0	7	0	0	0	0	1.0
3	CULBERT, Adrianna	4	10	4	24	.250	1	0	1	2	9	0	1	3	0	10.5
6	PETERS, Samantha	4	13	1	20	.600	0	0	0	0	1	1	7	0	0	17.5
7	SNIDER, Kelsey	4	13	3	23	.435	0	0	1	0	2	0	2	0	0	14.0
17	LAWRENCE, Michelle	4	19	8	37	.297	0	0	0	0	5	0	3	0	0	20.5
18	FOSS, Deedra	4	2	1	4	.250	50	1	2	0	11	0	4	1	0	5.0
1	COLAIZZI, Jaime	4	0	0	1	.000	2	1	1	0	16	0	0	0	0	1.0
8	BESTGEN, Kaitlind	3	0	0	1	.000	0	0	1	1	1	0	0	0	0	0.0
15	REYNOLDS, Marlee	4	6	3	28	.107	0	0	0	0	1	0	2	0	0	7.0
20	SMITH, Michelle	3	0	0	0	.000	1	1	0	0	5	0	0	0	0	1.0
	Totals	4	63	20	138	.312	54	4	7	3	58	1	19	4	0	77.5

TOTAL TEAM BLOCKS: 10.5

Team Attack By Set

Set	K	E	TA	Pct	Sideout	Pct
1	17	3	37	.378	15-24	62%
2	13	0	24	.542	10-14	71%
3	17	6	40	.275	14-19	73%
4	16	11	37	.135	11-22	50%
					50-79	63%

SET SCORES	1	2	3	4	Team Records:
Colorado State (3)	23	25	25	25	22-0,13-0 MW
Wyoming (1)	25	13	19	19	14-13,4-9 MW

			Attack					Serve				Block					
#	Wyoming	S	K	E	TA	Pct	Ast	SA	SE	RE	Dig	BS	BA	BE	BH	Pts
2	KIRBY, Erin	4	7	3	16	.250	0	0	0	0	0	1	5	1	0	10.5
5	SLOFKISS, Kayla	4	7	4	23	.130	0	0	0	0	1	0	0	1	0	7.0
7	SHANAHAN, Bridget	4	13	4	37	.243	0	0	0	0	0	0	4	0	1	15.0
12	CHACON, Courtney	4	0	0	2	.000	2	0	0	1	9	0	0	0	0	0.0
19	BEACH, Laura	4	2	3	11	-.091	0	0	2	0	1	1	2	0	0	4.0
21	KEYES, Rachel	4	4	2	7	.286	37	1	0	0	7	0	0	0	0	5.0
4	STEWART, Becky	4	0	0	0	.000	0	0	0	2	12	0	0	0	0	0.0
8	PLANTE, Reese	4	12	5	33	.212	1	0	2	0	3	0	2	0	0	13.0
9	WALKER, Nicole	4	0	1	1	-1.000	1	2	2	1	10	0	0	0	0	2.0
11	FRY, Calli	1	1	1	4	.000	0	0	0	0	0	1	0	0	0	1.5
15	JOHNSON, Kaitlyn	4	0	0	0	.000	0	0	2	0	5	0	0	0	0	0.0
	Totals	4	46	23	134	.172	41	3	8	4	48	2	14	2	1	58.0

TOTAL TEAM BLOCKS: 9.0

Team Attack By Set

Set	K	E	TA	Pct	Sideout	Pct
1	18	3	38	.395	16-24	66%
2	11	9	32	.062	9-24	37%
3	9	5	34	.118	14-25	56%
4	8	6	30	.067	8-23	34%
					47-96	48%

Site: Laramie, Wyo. (UniWyo Sports Cmplx)
Date: Nov 05, 2013 Attend: 964 Time: 1:45
Referees: Tom Given, Gary Houghton

	1	2	3	4	Total
Tie scores	2	5	9	1	17
Lead change	0	2	2	1	5

- Head Coach Tom Hilbert improved to 33-2 all-time in the Border War.
- Freshman Michelle Lawrence, who earned her second career start, had a career-high 19 kills, the most by a CSU true freshman since Tess Rogers had 23 in 2002.
- Junior Deedra Foss recorded her seventh double-double of the season with 50 assists and 11 digs. The junior now sits in sixth place for career assists.
- Both teams ranked in the top 15 for blocks. CSU held the advantage, out-blocking Wyoming, 10.5-9.0.
- After dropping the first set, CSU used a 22-6 run to win Set 2 and a 14-6 run to win Set 3. Wyoming took the first point in Set 4, but CSU rattled off a season-best 10 straight points to take the lead for good.

MATCH 23: #10 CSU (3), NEVADA (0)

			Attack					Serve				Block					
#	Nevada	S	K	E	TA	Pct	Ast	SA	SE	RE	Dig	BS	BA	BE	BH	Pts
2	ANDERSON, Lyndsey	3	0	0	0	.000	17	1	0	0	4	0	0	0	0	1.0
3	MINTER, Kinsey	3	3	4	15	-.067	0	0	0	0	2	0	2	1	0	4.0
5	ANXO, Grace	3	2	4	14	-.143	0	0	1	2	4	0	1	0	0	2.5
6	LEA'EA, Tessa	3	13	4	29	.310	0	0	0	0	1	1	4	1	0	16.0
9	MORELL, Madison	3	6	1	9	.556	0	0	0	0	0	0	1	0	0	6.5
10	WILLOUGHBY, Sam	3	5	3	14	.143	0	0	1	0	0	0	4	1	0	6.0
4	KASSER, Kara	3	0	0	0	.000	4	0	0	1	4	0	0	0	0	0.0
11	THORPE, Madison	3	0	0	0	.000	1	0	2	0	5	0	0	0	0	0.0
13	GREELY, Donna	3	4	1	11	.273	0	0	0	0	0	0	2	1	0	5.0
17	HOLT, Dana	3	0	0	0	.000	9	0	1	0	4	0	0	0	1	0.0
	Totals	3	33	17	92	.174	31	1	5	3	24	1	12	3	1	41.0

TOTAL TEAM BLOCKS: 7.0

Team Attack By Set

Set	K	E	TA	Pct	Sideout	Pct
1	10	7	31	.097	11-25	43%
2	11	4	29	.241	13-24	54%
3	12	6	32	.188	14-25	56%
					38-74	51%

SET SCORES	1	2	3	Team Records:
Nevada (0)	18	18	19	2-24 (0-14 MW)
Colorado State (3)	25	25	25	23-0 (14-0 MW)

			Attack					Serve				Block					
#	Colorado State	S	K	E	TA	Pct	Ast	SA	SE	RE	Dig	BS	BA	BE	BH	Pts
2	DENNY, Cassidy	3	0	0	0	.000	0	0	0	0	8	0	0	0	0	0.0
3	CULBERT, Adrianna	3	11	2	23	.391	0	0	1	1	6	0	1	0	0	11.5
7	SNIDER, Kelsey	3	8	2	18	.333	0	0	0	0	0	0	2	0	0	9.0
11	ANDREWS, Acacia	3	7	4	12	.250	0	0	0	0	0	0	4	1	0	9.0
15	REYNOLDS, Marlee	3	11	5	22	.273	0	0	0	0	2	0	1	0	0	11.5
18	FOSS, Deedra	3	3	0	5	.600	44	2	1	0	4	1	2	0	0	7.0
1	COLAIZZI, Jaime	3	0	0	0	.000	1	0	1	0	11	0	0	0	0	0.0
9	THOMAS, Kaila	1	1	2	4	-.250	0	0	0	0	0	0	0	0	0	1.0
17	LAWRENCE, Michelle	2	8	2	15	.400	0	0	0	0	2	0	2	0	0	9.0
20	SMITH, Michelle	3	0	0	0	.000	1	1	1	0	6	0	0	0	0	1.0
	Totals	3	49	17	99	.323	46	3	4	1	39	1	12	1	0	59.0

TOTAL TEAM BLOCKS: 7.0

Team Attack By Set

Set	K	E	TA	Pct	Sideout	Pct
1	14	7	35	.200	11-18	61%
2	19	6	32	.406	14-19	73%
3	16	4	32	.375	14-19	73%
					39-56	69%

Site: Fort Collins, Colo. (Moby Arena)
Date: Nov 09, 2013 Attend: 4418 Time: 1:19
Referees: Keith Murfless, Kimberly Renquest

	1	2	3	Total
Tie scores	10	0	6	16
Lead change	5	0	2	7

- Head Coach Tom Hilbert earned his 600th career victory, becoming the 10th women's volleyball coach in NCAA history to own at least 600 wins and a .770 winning percentage.
- The win was CSU's 23rd-straight, tying a program record (2003). The Rams have won 31 regular-season matches in a row, the longest active streak in the nation.
- CSU has won 19-straight home matches, third-longest in program history.
- Junior Deedra Foss had 44 assists in the three-set victory.
- Tied at 17-17 in Set 1, CSU used an 8-1 run to win the opening frame. The Rams did not trail in Set 2, and closed Set 3 on a 6-1 run to win the match.

MATCH 24: #10 CSU (3), NEW MEXICO (1)

			Attack					Serve				Block					
#	New Mexico	S	K	E	TA	Pct	Ast	SA	SE	RE	Dig	BS	BA	BE	BH	Pts
2	JOHNSON, Hannah	4	0	3	8	-.375	40	0	1	0	7	1	2	1	0	2.0
3	RIDDLE, Chantale	4	19	6	46	.283	0	0	2	1	12	0	6	2	0	22.0
4	SKIPPER, Lena	4	3	4	17	-.059	0	0	0	0	9	0	2	0	0	4.0
6	ROSS, Lexi	4	7	5	17	.118	0	0	0	0	4	0	7	0	0	10.5
12	HOUSE, Cassie	4	7	4	21	.143	0	0	0	0	0	0	0	0	0	7.0
17	GULLATT, Skye	4	7	1	12	.500	0	0	0	0	0	0	1	4	0	10.0
1	SOURS, Devanne	4	4	4	21	.000	1	0	0	0	4	0	1	0	0	4.5
11	RUGLAND, Lisa	2	0	0	0	.000	2	0	0	0	0	0	0	0	0	0.0
16	KRIEG, Elsa	1	1	0	2	.500	0	0	0	0	0	0	0	0	0	1.0
18	MAYFIELD, Maddie	4	0	0	0	.000	0	0	1	2	6	0	0	0	0	0.0
21	LOVATO, Miguella	4	0	0	0	.000	4	0	1	2	17	0	0	0	0	0.0
	Totals	4	48	27	144	.146	47	0	5	5	60	2	22	3	0	61.0

TOTAL TEAM BLOCKS: 13.0

Team Attack By Set

Set	K	E	TA	Pct	Sideout	Pct
1	11	6	41	.122	8-16	50%
2	11	9	32	.062	15-25	60%
3	11	5	36	.167	11-24	45%
4	15	7	35	.229	15-25	60%
					49-90	54%

SET SCORES	1	2	3	4	Team Records:
New Mexico (1)	25	20	19	19	20-6 (10-5)
Colorado State (3)	16	25	25	25	24-0 (15-0)

			Attack					Serve				Block					
#	Colorado State	S	K	E	TA	Pct	Ast	SA	SE	RE	Dig	BS	BA	BE	BH	Pts
3	CULBERT, Adrianna	4	5	4	17	.059	5	1	1	0	14	0	4	0	0	8.0
6	PETERS, Samantha	4	9	1	24	.333	0	0	0	0	0	1	7	0	0	13.5
7	SNIDER, Kelsey	4	15	5	29	.345	0	1	3	0	0	0	2	0	0	17.0
17	LAWRENCE, Michelle	4	11	6	36	.139	0	0	0	0	2	0	2	0	0	12.0
18	FOSS, Deedra	4	3	0	7	.429	45	1	1	0	11	0	2	0	0	5.0
20	SMITH, Michelle	4	0	0	0	.000	0	1	0	0	5	0	0	0	0	1.0
1	COLAIZZI, Jaime	4	0	0	0	.000	0	0	0	0	16	0	0	0	0	0.0
2	DENNY, Cassidy	4	0	0	0	.000	0	1	0	0	5	0	0	0	0	1.0
9	THOMAS, Kaila	2	2	1	5	.200	0	0	0	0	0	0	0	0	0	2.0
11	ANDREWS, Acacia	1	0	0	0	.000	0	0	0	0	0	0	0	0	0	0.0
15	REYNOLDS, Marlee	4	8	9	32	-.031	0	0	0	0	3	1	1	0	0	9.5
	Totals	4	53	26	150	.180	50	5	5	0	56	2	18	0	0	69.0

TOTAL TEAM BLOCKS: 11.0

Team Attack By Set

Set	K	E	TA	Pct	Sideout	Pct
1	10	10	44	.000	8-25	31%
2	14	7	34	.206	15-20	75%
3	14	6	39	.205	12-20	60%
4	15	3	33	.364	15-19	78%
					50-84	59%

Site: Fort Collins, Colo. (Moby Arena)
Date: Nov 14, 2013 Attend: 3317 Time: 1:41
Referees: Burton Fuller, Bill Peer

	1	2	3	4	Total
Tie scores	3	3	6	0	12
Lead change	2	1	5	0	8

- CSU set a program record with its 24th-straight victory, surpassing the 2003 team, which won 23 matches in a row.
- The victory is CSU's 15th straight to begin Mountain West play, which sets a program record (2003 team went 14-0).
- Head Coach Tom Hilbert is 18-0 all-time against New Mexico at Moby Arena.
- Junior Kelsey Snider had 15 kills on .345 hitting.
- CSU's Set-1 loss marked just the second time this season that the Rams have lost a set at Moby Arena. The Rams are 12-0 on their home court this season, winning 36 of 38 possible sets.
- In the second set, CSU led from the 10th point on, and in Set 4, the Rams did not trail.
- Freshman Michelle Lawrence, who finished with 11 kills, hit -.154 through the first two sets, had five kills on .417 hitting in Set 3.

MATCH 25: #10 CSU (3), AIR FORCE (0)

#	Air Force	S	Attack K	Attack E	Attack TA	Attack Pct	Ast	Serve SA	Serve SE	Serve RE	Dig	Block BS	Block BA	Block BE	BH	Pts
1	CLEMENT, Akokwe	3	12	5	40	.175	0	0	0	0	1	0	1	1	0	12.5
2	RICHAN, Cami	3	5	3	13	.154	0	0	0	0	1	0	1	1	0	5.5
7	KELTNER, Hillary	3	1	0	6	.167	35	1	0	0	3	0	1	1	0	2.5
10	HEIN, Ayesha	3	5	0	11	.455	0	0	0	0	1	1	2	0	0	7.0
16	BATES, Rebecca	3	0	0	0	.000	1	1	0	0	12	0	0	0	0	1.0
22	PARKER, Taylor	2	3	2	8	.125	0	0	0	0	0	0	1	0	1	3.5
3	DRIDGE, Emma	3	0	0	0	.000	1	0	0	2	6	0	0	0	0	0.0
4	BRADLEY POWERS, Rach	3	0	0	1	.000	0	2	0	2	13	0	0	0	0	2.0
11	WISE, Josalynn	3	0	0	0	.000	1	0	0	3	8	0	0	0	0	0.0
13	ROSAS, Raquel	2	4	2	6	.333	0	0	0	0	0	0	0	0	0	4.0
21	SHERRILL, Maggie	3	9	4	31	.161	0	0	0	0	2	0	0	0	0	9.0
	Totals	3	39	16	116	.198	38	4	0	7	47	1	6	3	1	47.0

Team Attack By Set

Set	K	E	TA	Pct	Sideout	Pct
1	13	6	38	.184	13-25	51%
2	14	3	39	.282	12-24	50%
3	12	7	39	.128	14-24	58%
					39-73	53%

TOTAL TEAM BLOCKS: 4.0

SET SCORES	1	2	3	Team Records:
Air Force (0)	21	20	21	6-21 (3-12 MW)
Colorado State (3)	25	25	25	25-0 (16-0 MW)

#	Colorado State	S	Attack K	Attack E	Attack TA	Attack Pct	Ast	Serve SA	Serve SE	Serve RE	Dig	Block BS	Block BA	Block BE	BH	Pts
2	DENNY, Cassidy	3	0	0	0	.000	0	1	0	2	7	0	0	0	0	1.0
3	CULBERT, Adrianna	3	5	0	14	.357	3	0	2	2	6	0	1	1	0	5.5
6	PETERS, Samantha	3	12	2	21	.476	0	0	0	0	1	1	3	0	0	14.5
7	SNIDER, Kelsey	3	6	2	14	.286	0	0	0	0	0	2	2	0	0	7.0
15	REYNOLDS, Marlee	3	13	5	35	.229	0	0	0	0	4	0	0	0	0	13.0
18	FOSS, Deedra	3	1	0	4	.250	44	5	1	0	6	0	4	0	0	8.0
1	COLAIZZI, Jaime	3	0	0	0	.000	1	1	0	0	23	0	0	0	0	1.0
11	ANDREWS, Acacia	1	3	0	5	.600	0	0	0	0	0	0	1	0	0	3.5
17	LAWRENCE, Michelle	3	11	3	24	.333	0	0	0	0	1	0	1	0	0	11.5
20	SMITH, Michelle	3	0	0	0	.000	0	0	1	0	3	0	0	0	0	0.0
21	BROADWATER, Cayla	1	0	0	0	.000	0	0	0	0	0	0	0	0	0	0.0
	Totals	3	51	12	117	.333	48	7	4	4	50	1	12	1	0	65.0

Team Attack By Set

Set	K	E	TA	Pct	Sideout	Pct
1	17	4	42	.310	13-21	61%
2	18	3	38	.395	13-21	61%
3	16	5	37	.297	15-21	71%
					41-63	65%

TOTAL TEAM BLOCKS: 7.0

Site: Fort Collins, Colo. (Moby Arena)
Date: Nov 15, 2013 Attend: 3501 Time: 1:23
Referees: Burton Fuller, Stephen Arichen

	1	2	3	Total
Tie scores	10	1	3	14
Lead change	4	1	3	8

- CSU clinched a share of its fifth consecutive Mountain West championship with a victory over Air Force.
- The Rams tied a MW record with its 25th straight victory. The 25-match winning streak is the second-longest active streak in the nation.
- CSU has won 21 consecutive matches at Moby Arena, tied for the second-best streak in program history.
- CSU is 41-1 all-time against Air Force. The Rams have won 41 straight in the series, which is believed to be the third-longest active series win streak in the country. They have won 58 straight sets in the series.
- Sophomore Jaime Colaizzi recorded 23 digs, the fifth-most in CSU history for a three-set match. It was her sixth 20-dig match of the season.
- Junior Deedra Foss tallied a career-high five service aces, including four during a 9-0 run in Set 2.
- The Rams trailed in all three sets, including 7-1 in the second, but came back to win all three.

MATCH 26: #10 CSU (3), SAN JOSÉ STATE (0)

#	Colorado State	S	Attack K	Attack E	Attack TA	Attack Pct	Ast	Serve SA	Serve SE	Serve RE	Dig	Block BS	Block BA	Block BE	BH	Pts
2	DENNY, Cassidy	3	0	0	0	.000	0	1	1	0	7	0	0	0	0	1.0
3	CULBERT, Adrianna	3	6	3	11	.273	2	1	1	1	11	0	1	2	0	7.5
6	PETERS, Samantha	3	12	0	17	.706	0	0	0	0	0	0	3	0	0	13.5
7	SNIDER, Kelsey	3	8	3	18	.278	1	2	0	0	0	0	2	0	0	11.0
15	REYNOLDS, Marlee	3	10	1	25	.360	0	0	0	0	2	1	1	1	0	11.5
18	FOSS, Deedra	3	0	0	3	.000	34	1	0	0	7	1	2	0	0	3.0
1	COLAIZZI, Jaime	3	0	0	0	.000	1	0	0	0	7	0	0	0	0	0.0
9	THOMAS, Kaila	1	0	1	2	-.500	0	0	0	0	0	0	0	0	0	0.0
17	LAWRENCE, Michelle	3	8	2	18	.333	0	0	0	0	0	0	2	0	0	9.0
20	SMITH, Michelle	3	1	0	1	1.000	0	0	2	0	5	0	0	0	0	1.0
	Totals	3	45	10	95	.368	38	5	4	1	39	2	11	3	0	57.5

Team Attack By Set

Set	K	E	TA	Pct	Sideout	Pct
1	16	4	39	.308	18-26	69%
2	17	4	34	.382	11-14	78%
3	12	2	22	.455	12-16	75%
					41-56	73%

TOTAL TEAM BLOCKS: 7.5

SET SCORES	1	2	3	Team Records:
Colorado State (3)	27	25	25	26-0, 17-0 MW
San Jose State (0)	25	14	15	8-20, 5-12 MW

#	San Jose State	S	Attack K	Attack E	Attack TA	Attack Pct	Ast	Serve SA	Serve SE	Serve RE	Dig	Block BS	Block BA	Block BE	BH	Pts
1	BLUME, Hanah	3	11	4	34	.206	1	0	0	0	5	0	0	0	0	11.0
2	LEONARD, Michaela	3	1	1	2	.000	34	0	0	0	3	0	1	0	0	1.5
3	GRIEST, Sarah	3	10	3	16	.438	0	0	2	0	1	2	2	0	0	13.0
4	O'REILLY, Mary Alice	3	9	3	16	.375	0	0	0	0	0	0	3	0	0	10.5
6	PIEPER, Kiely	2	0	0	0	.000	0	0	2	2	1	0	0	0	0	0.0
10	JACOBSEN, Lauren	3	4	5	23	-.043	0	1	1	1	11	0	2	0	0	6.0
5	ROY, Tyanna	1	0	0	0	.000	0	0	0	0	0	0	0	0	0	0.0
7	DIFFINE, Brittney	1	0	0	0	.000	0	0	1	0	2	0	0	0	0	0.0
12	LaFOLLETTE, Sydney	3	3	2	9	.111	0	0	0	0	1	0	2	1	0	4.0
15	O'DONOGHUE, Cori	3	0	0	0	.000	1	0	2	1	8	0	0	0	0	0.0
	Team									1						
	Totals	3	38	18	100	.200	36	1	8	5	32	2	10	1	0	46.0

Team Attack By Set

Set	K	E	TA	Pct	Sideout	Pct
1	18	4	39	.359	17-26	65%
2	10	5	35	.143	11-25	43%
3	10	9	26	.038	11-24	45%
					39-75	51%

TOTAL TEAM BLOCKS: 7.0

Site: San Jose, Calif. (The Event Center)
Date: Nov 21, 2013 Attend: 333 Time: 1:13
Referees: Daphne Nelson, Kent Kitade

	1	2	3	Total
Tie scores	7	1	3	11
Lead change	1	0	3	4

- CSU set a Mountain West record with its 26th straight victory.
- Despite hitting .308, the Rams were slow out of the gate. CSU led 24-22, but the Spartans fought off consecutive Set Point opportunities before the Rams closed it out.
- The Rams played with more poise in the next two sets, and out-hit San José State, .455 to .038 in Set 3, out-blocking the Spartans, 5.5-1.0.
- Senior Samantha Peters had 12 kills on .706 hitting. She added a team-high-tying three blocks.

MATCH 27: #10 CSU (3), FRESNO STATE (0)

#	Colorado State	S	Attack K	Attack E	Attack TA	Attack Pct	Ast	Serve SA	Serve SE	Serve RE	Dig	Block BS	Block BA	Block BE	BH	Pts
2	DENNY, Cassidy	3	1	0	1	1.000	1	3	0	0	7	0	0	0	0	4.0
3	CULBERT, Adrianna	3	5	0	14	.357	3	0	0	1	9	0	1	0	0	5.5
6	PETERS, Samantha	3	6	4	15	.133	0	0	2	0	0	0	4	0	0	9.0
7	SNIDER, Kelsey	3	12	1	18	.611	0	0	1	0	1	1	3	0	0	14.5
15	REYNOLDS, Marlee	3	13	2	32	.344	0	0	0	0	0	0	3	0	0	14.5
18	FOSS, Deedra	3	3	0	3	1.000	34	0	0	0	9	1	2	0	1	5.0
1	COLAIZZI, Jaime	3	0	0	0	.000	1	0	1	0	17	0	0	0	0	0.0
17	LAWRENCE, Michelle	3	5	0	16	.312	0	0	0	0	1	0	1	0	0	5.5
20	SMITH, Michelle	3	0	0	0	.000	2	0	0	0	6	0	0	0	0	0.0
	Team									1						
	Totals	3	45	7	99	.384	41	3	2	2	50	2	14	0	1	57.0

Team Attack By Set

Set	K	E	TA	Pct	Sideout	Pct
1	15	2	34	.382	10-13	76%
2	17	3	30	.467	10-17	58%
3	13	2	35	.314	15-21	71%
					35-51	68%

TOTAL TEAM BLOCKS: 9.0

SET SCORES	1	2	3	Team Records:
Colorado State (3)	25	25	25	27-0, 18-0
Fresno State (0)	13	16	21	17-13, 11-7

#	Fresno State	S	Attack K	Attack E	Attack TA	Attack Pct	Ast	Serve SA	Serve SE	Serve RE	Dig	Block BS	Block BA	Block BE	BH	Pts
1	WILD, Korrin	3	6	8	33	-.061	1	1	2	1	8	0	1	0	0	7.5
4	ALBERTSON, Lauren	3	5	2	8	.375	0	0	0	0	0	0	0	0	0	5.0
5	LEE, Christina	2	0	0	0	.000	12	0	0	0	5	0	0	0	0	0.0
16	MURDOCK, Maci	3	6	4	17	.118	0	0	0	0	1	0	5	0	0	8.5
21	FRANKS, Holly	3	6	2	23	.174	0	1	2	0	4	0	1	0	0	7.5
22	BRAND, Marissa	3	13	1	30	.400	0	0	1	1	8	0	4	0	0	15.0
3	CALLAHAN, Megan	1	1	1	2	.000	0	0	0	0	0	0	0	0	0	1.0
8	PEARSON, Katie	2	1	1	4	.000	0	0	0	0	0	0	1	0	0	1.5
9	MORROW, Jaimee-Lee	2	0	0	0	.000	0	0	1	0	1	0	0	0	0	0.0
14	LEGAUX, Brooke	3	0	0	2	.000	21	0	0	0	1	0	0	0	0	0.0
18	BOWENS, Zana	2	0	0	0	.000	0	0	1	0	0	0	0	0	0	0.0
23	EPPRIGHT, Maggie	3	0	0	0	.000	1	0	0	0	13	0	0	0	0	0.0
	Team									1						
	Totals	3	38	19	119	.160	35	2	7	3	41	0	12	0	0	46.0

Team Attack By Set

Set	K	E	TA	Pct	Sideout	Pct
1	9	6	34	.088	10-25	40%
2	11	4	38	.184	9-24	37%
3	18	9	47	.191	15-25	60%
					34-74	45%

TOTAL TEAM BLOCKS: 6.0

Site: Fresno, Calif. (Save Mart Center)
Date: Nov 23, 2013 Attend: 963 Time: 1:35
Referees: Maile Jewkes, Brian Brink

	1	2	3	Total
Tie scores	3	3	0	6
Lead change	2	0	0	2

- CSU completed its regular-season road schedule undefeated for the first time in program history. The Rams have won 17 consecutive true road matches.
- Going up against second-place Fresno State, CSU hit .384 with just one unforced attack error on 99 swings. Junior Marlee Reynolds had 13 kills, while Kelsey Snider had 12.
- Sophomore Jaime Colaizzi had 17 digs, and received high praise from her coach.
- The Rams used big runs in the opening two sets, turning a 9-8 lead to 19-10 after a 10-2 run, and a 6-6 tie into an 18-9 advantage with a 12-3 run. They did not trail in Set 3.

MATCH 28: SAN DIEGO STATE (3), #9 CSU (2)

#	San Diego State	S	Attack K	E	TA	Pct	Ast	Serve SA	SE	RE	Dig	Block BS	BA	BE	BH	Pts
5	NASH, Summer	5	16	13	41	.073	1	0	0	1	1	0	1	0	0	16.5
6	SANDBERG, Kaja	2	2	3	7	-.143	0	0	0	0	2	0	0	2	0	2.0
11	FOUCH, Johnna	5	3	0	8	.375	52	1	1	0	5	0	1	0	0	4.5
12	HARRIS, Emily	5	5	5	20	.000	0	0	1	0	2	0	4	0	0	7.0
13	RICIGLIANO, Justine	4	0	0	0	.000	0	0	2	1	7	0	0	0	0	0.0
15	STEEL, Chaiymin	5	10	5	27	.185	1	0	0	0	1	1	4	0	0	13.0
7	OROPEZA, Kyla	5	0	0	0	.000	2	2	0	1	6	0	0	0	0	2.0
8	VACCARELLO, Courtney	2	0	0	0	.000	0	1	0	0	2	0	0	0	0	1.0
14	AIKEN, Halle	5	2	0	6	.333	3	0	1	0	8	0	0	0	0	2.0
16	LITTLE, Baylee	3	10	1	12	.750	1	0	1	0	5	0	3	0	0	11.5
17	SABA, Alexa	5	0	0	0	.000	0	1	1	1	17	0	0	0	0	1.0
20	SHELTON, Raegan	5	15	6	46	.196	0	0	0	0	6	1	1	0	0	16.5
	Totals	5	63	33	167	.180	60	5	7	4	62	2	14	2	0	77.0

TOTAL TEAM BLOCKS: 9.0

Team Attack By Set

Set	K	E	TA	Pct	Sideout	Pct
1	10	9	36	.028	12-25	47%
2	13	6	29	.241	15-24	62%
3	14	6	35	.229	11-22	50%
4	14	6	39	.205	13-25	51%
5	12	6	28	.214	9-14	64%
					60-110	54%

SET SCORES	1	2	3	4	5	Team Records:
San Diego State (3)	15	18	25	27	15	16-13 (11-8 MW)
Colorado State (2)	25	25	21	25	13	27-1 (18-1 MW)

#	Colorado State	S	Attack K	E	TA	Pct	Ast	Serve SA	SE	RE	Dig	Block BS	BA	BE	BH	Pts
2	DENNY, Cassidy	5	0	0	0	.000	1	0	1	2	10	0	0	0	0	0.0
3	CULBERT, Adrianna	5	9	3	26	.231	0	0	2	1	7	0	0	0	1	9.0
6	PETERS, Samantha	5	6	4	18	.111	0	0	0	2	1	0	4	1	0	8.0
7	SNIDER, Kelsey	5	12	1	26	.423	0	0	1	0	1	0	4	0	1	14.0
15	REYNOLDS, Marlee	5	17	7	47	.213	0	0	0	0	2	2	3	0	0	20.5
18	FOSS, Deedra	5	5	1	7	.571	55	3	1	0	5	0	4	1	0	10.0
1	COLAIZZI, Jaime	5	0	0	0	.000	2	0	2	2	23	0	0	0	0	0.0
8	BESTGEN, Kaitlind	1	0	0	0	.000	0	0	0	0	0	0	0	0	0	0.0
9	THOMAS, Kaila	1	0	0	2	.000	0	0	0	0	1	0	0	0	0	0.0
11	ANDREWS, Acacia	1	1	0	3	.333	0	0	0	0	0	0	0	0	1	1.0
17	LAWRENCE, Michelle	5	14	6	31	.258	0	0	0	0	1	1	2	0	0	16.0
20	SMITH, Michelle	5	0	0	0	.000	0	1	0	0	8	0	0	0	0	1.0
21	BROADWATER, Cayla	1	1	0	2	.500	0	0	0	0	0	0	0	0	0	1.0
	Totals	5	65	22	162	.265	58	4	7	5	59	3	17	2	2	80.5

TOTAL TEAM BLOCKS: 11.5

Team Attack By Set

Set	K	E	TA	Pct	Sideout	Pct
1	15	2	27	.481	12-15	80%
2	16	2	32	.438	16-19	84%
3	13	7	39	.154	10-24	41%
4	14	8	38	.158	13-27	48%
5	7	3	26	.154	8-14	57%
					59-99	59%

Site: Fort Collins, Colo. (Moby Arena)
Date: Nov 27, 2013 Attend: 3057 Time: 2:09
Referees: Paula Martin, Dan Apol

	1	2	3	4	5	Total
Tie scores	3	0	2	14	7	26
Lead change	2	0	2	6	2	12

- CSU suffered its first defeat of the season, snapping the team's run at perfection.
- The Rams led 2-0 before allowing the Aztecs to mount a comeback. It was the first time under Head Coach Tom Hilbert CSU has ever lost at home after leading 2-0.
- Junior Marlee Reynolds led CSU in kills (17) and blocks (five). Sophomore Jaime Colaizzi had 23 digs.
- CSU was nearly flawless on offense through the first two frames, hitting .458.
- CSU led 15-8 in Set 3, but San Diego State closed on a 12-2 run. In the fourth set featured 14 ties and six lead changes. The Rams led 25-24, but couldn't get the final point.

MATCH 29: #9 CSU (3), UNLV (0)

#	UNLV	S	Attack K	E	TA	Pct	Ast	Serve SA	SE	RE	Dig	Block BS	BA	BE	BH	Pts
7	TOPOR, Julia	2	2	4	11	-.182	1	0	0	0	0	0	0	0	0	2.0
11	WINTERS, Katlin	3	4	2	14	.143	1	0	0	0	1	0	1	0	0	4.5
13	GLENN, Daryn	3	2	4	16	-.125	0	1	1	1	6	0	0	0	0	3.0
15	WESTMAN, Madeline	3	2	2	20	.000	0	0	0	0	3	0	1	0	1	2.5
21	FALEMAKA, Sekola	3	10	4	35	.171	0	0	1	1	5	0	0	1	0	10.0
25	THELEN, Stephanie	3	0	0	7	.000	21	0	0	0	6	0	1	0	0	0.5
1	KINCADE, Ceannia	2	1	3	5	-.400	1	0	0	0	4	0	0	0	0	1.0
2	DAVIES, Allison	3	0	0	0	.000	0	1	0	1	6	0	0	0	0	1.0
5	STUTZMAN, Sadie	1	0	0	0	.000	0	0	0	0	0	0	0	0	0	0.0
6	RIEHL, Carly	3	0	0	0	.000	0	0	0	0	2	0	0	0	0	0.0
9	HAMMEL, Bree	2	4	2	9	.222	0	0	0	0	1	0	1	0	0	4.5
	Totals	3	25	21	117	.034	24	2	2	3	34	0	4	1	1	29.0

TOTAL TEAM BLOCKS: 2.0

Team Attack By Set

Set	K	E	TA	Pct	Sideout	Pct
1	11	8	37	.081	12-25	47%
2	7	8	37	-.027	8-24	33%
3	7	5	43	.047	13-25	51%
					33-74	44%

SET SCORES	1	2	3	Team Records:
UNLV (0)	15	9	21	16-14 (11-9 MW)
Colorado State (3)	25	25	25	28-1 (19-1 MW)

#	Colorado State	S	Attack K	E	TA	Pct	Ast	Serve SA	SE	RE	Dig	Block BS	BA	BE	BH	Pts
2	DENNY, Cassidy	3	0	1	1	-1.000	1	0	0	0	10	0	0	0	0	0.0
3	CULBERT, Adrianna	3	4	1	10	.300	1	1	0	2	16	0	0	0	0	5.0
6	PETERS, Samantha	3	10	2	15	.533	0	0	0	0	0	2	0	0	0	11.0
7	SNIDER, Kelsey	3	8	2	21	.286	0	1	0	0	0	2	0	0	0	10.0
15	REYNOLDS, Marlee	3	10	4	25	.240	0	0	0	0	0	0	1	0	0	10.5
18	FOSS, Deedra	3	4	0	5	.800	41	0	2	0	3	0	3	0	0	5.5
1	COLAIZZI, Jaime	3	0	0	0	.000	1	0	1	0	22	0	0	0	0	0.0
9	THOMAS, Kaila	1	0	0	4	.000	0	0	0	0	0	0	0	0	0	0.0
11	ANDREWS, Acacia	1	1	0	2	.500	0	0	0	0	0	0	0	0	0	1.0
17	LAWRENCE, Michelle	3	11	3	20	.400	0	0	0	0	3	1	0	0	0	12.0
20	SMITH, Michelle	3	0	0	0	.000	0	1	1	0	7	0	0	0	0	1.0
21	BROADWATER, Cayla	1	0	0	1	.000	0	0	0	0	0	0	0	0	0	0.0
	Totals	3	48	13	104	.337	44	3	4	2	61	1	8	0	0	56.0

TOTAL TEAM BLOCKS: 5.0

Team Attack By Set

Set	K	E	TA	Pct	Sideout	Pct
1	16	2	29	.483	12-15	80%
2	15	0	32	.469	9-10	89%
3	17	11	43	.140	13-21	61%
					34-46	73%

Site: Fort Collins, Colo. (Moby Arena)
Date: Nov 29, 2013 Attend: 4681 Time: 1:09
Referees: Glenn Sapp, Kimberly Renquest

	1	2	3	Total
Tie scores	1	0	3	4
Lead change	1	0	1	2

- The Rams rebounded to win their regular-season finale and finish with the team's best-ever regular-season finish (28-1).
- CSU concluded Mountain West play 19-1, leading wire to wire for the fourth time in the past five seasons. The 19 victories are a MW record.
- CSU went 14-1 at Moby Arena, tied for the eighth-best mark in program history.
- CSU limited UNLV to nine points in the second set, the first time a Rams opponent has been held to single digits in a set since Nov. 17, 2012.
- Led by Jaime Colaizzi's 22, CSU out-dug UNLV, 61-34. The Rebels entered the match leading the conference for digs per set.
- Prior to the match, CSU honored its three seniors – Cayla Broadwater, Samantha Peters and Michelle Smith – and afterward, the Rams celebrated their fifth consecutive conference title.

MATCH 30: [RV] CSU NORTHRIDGE (3), CSU (2)

#	Cal State Northridge	S	Attack K	E	TA	Pct	Ast	Serve SA	SE	RE	Dig	Block BS	BA	BE	BH	Pts
1	Hinger, Casey	5	17	3	30	.467	1	0	3	0	16	0	2	1	1	18.0
9	Allen, Natalie	5	12	6	35	.171	1	2	3	2	9	0	1	2	0	14.5
10	Haina, Mahina	5	8	7	29	.034	0	0	0	0	2	1	0	0	0	9.0
14	Graff, Britney	5	0	0	0	.000	3	0	0	1	3	0	0	0	0	0.0
17	Stinson, Cieana	5	15	5	32	.312	0	0	0	0	0	0	1	0	0	15.5
18	Gedryn, Sydney	5	6	3	21	.143	51	1	0	0	6	0	2	1	0	8.0
2	Randazzo, Kelcie	5	1	1	2	.000	6	1	0	1	10	0	0	0	0	2.0
5	Haake, Julie	1	0	0	0	.000	0	0	0	0	0	0	0	1	0	0.0
15	Kaul, Sam	5	9	2	16	.438	1	0	0	0	5	0	2	1	0	10.0
19	Casino, Alia	3	0	0	0	.000	0	0	0	0	1	0	0	0	0	0.0
	Team									1						
	Totals	5	68	27	165	.248	63	4	6	5	52	1	8	6	1	77.0

TOTAL TEAM BLOCKS: 5.0

Team Attack By Set

Set	K	E	TA	Pct	Sideout	Pct
1	18	4	32	.438	12-16	75%
2	20	7	37	.351	13-21	61%
3	9	6	28	.107	12-25	47%
4	13	6	44	.159	12-24	50%
5	8	4	24	.167	6-12	50%
					55-98	56%

SET SCORES	1	2	3	4	5	Team Records:
Cal State Northridge (3	25	25	13	18	15	24-6
Colorado State (2)	15	21	25	25	12	28-2

#	Colorado State	S	Attack K	E	TA	Pct	Ast	Serve SA	SE	RE	Dig	Block BS	BA	BE	BH	Pts
2	DENNY, Cassidy	5	0	0	0	.000	2	0	0	1	10	0	0	0	0	0.0
3	CULBERT, Adrianna	5	4	2	23	.087	2	0	3	0	17	0	3	0	0	5.5
6	PETERS, Samantha	5	9	2	19	.368	0	0	0	0	1	1	5	1	0	12.5
7	SNIDER, Kelsey	5	16	0	21	.762	0	2	1	0	2	1	6	0	0	22.0
15	REYNOLDS, Marlee	5	8	7	32	.031	0	0	0	0	0	0	3	0	0	9.5
18	FOSS, Deedra	5	4	1	6	.500	49	2	0	0	7	2	3	2	2	9.5
1	COLAIZZI, Jaime	5	0	0	0	.000	3	0	2	2	14	0	0	0	0	0.0
8	BESTGEN, Kaitlind	3	0	0	0	.000	0	1	1	1	2	0	0	0	0	1.0
9	THOMAS, Kaila	1	0	0	1	.000	0	0	0	0	0	0	0	0	0	0.0
17	LAWRENCE, Michelle	5	18	3	32	.469	0	0	0	0	2	0	4	2	0	20.0
20	SMITH, Michelle	4	0	0	0	.000	0	0	0	0	3	0	0	0	0	0.0
	Totals	5	59	15	134	.328	56	5	7	4	58	4	24	5	2	80.0

TOTAL TEAM BLOCKS: 16.0

Team Attack By Set

Set	K	E	TA	Pct	Sideout	Pct
1	10	3	29	.241	11-24	45%
2	10	3	24	.292	13-25	51%
3	16	0	22	.727	12-13	92%
4	18	3	36	.417	13-19	68%
5	5	6	23	-.043	6-15	40%
					55-96	57%

Site: Los Angeles, Calif. (Galen Center)
Date: Dec 05, 2013 Attend: 465 Time: 2:14
Referees: Kevin Cull, Burt Fuller, Kaili Kimura
Line Judges: Kim McCuen, Matt LeVoe
Scorer: Cathy Fischer Libero Tracker: Sue Lemaire
NCAA Los Angeles Regional - First Round

	1	2	3	4	5	Total
Tie scores	7	6	2	5	6	26
Lead change	2	1	0	2	3	8

- CSU's season came to an end after a first-round NCAA tournament loss to Cal State Northridge (receiving votes).
- The Rams led the opening set, 9-8, but a 9-0 CSUN run – the largest of the season by a CSU opponent – put the Matadors in position to take the first set.
- CSU hit .727 (16-0-22) in the third set, and did not trail.
- In the deciding set, CSU led 7-4, but CSUN scored five straight points to turn the tables. The score was tied at 10-10 before the Matadors scored the next four points to set up Match Point.
- Junior Kelsey Snider had 16 kills on .762 hitting, recording kills on each of her first 11 swings. Freshman Michelle Lawrence had a team-most 18 kills.
- The Rams out-hit the Matadors, .328 to .248 and led in blocks, 16-5, despite the loss.
- The Rams finished the historic season with a program-record .933 winning percentage, setting multiple program bests.

A WINNING TRADITION

TOURNAMENT STREAKING



Postseason play year in and year out is an expectation at CSU. In fact, one would have to look back to 1994 to find the last time the Rams were not in the NCAA tournament. In all, CSU has been to 25 of the 33 all-time tournaments, including 19 in a row.

Just 12 Division I teams have earned more tournament berths than CSU, and the Rams' stretch of 19 consecutive appearances is the seventh-longest active streak in the country.

Not only does CSU get to the tournament on an annual basis, but the team wins when it gets there. The Rams have been to the regional semifinals (Sweet 16) on nine occasions — most recently in 2009 — and won their opening-round match five consecutive seasons from 2007-11.

Over the years, Moby Arena has been a host site for NCAA tournament matches 11 times, including the 2008 Regional Finals. The Rams have had tremendous success on their home court, going 13-2 in tournament matches at Moby Arena.

1983
First Round | San Diego, Calif.
L, at #8 San Diego State, 3-0

1984
First Round | Fort Collins, Colo.
W, vs. #14 Arizona, 3-1
Regional Semifinal | San Diego, Calif.
L, vs. #3 Stanford, 3-0

1985
First Round | Fort Collins, Colo.
W, vs. Rhode Island, 3-0
Regional Semifinal | Stanford, Calif.
L, at #2 Stanford, 3-0

1986
First Round | Kalamazoo, Mich.
L, at #18 Western Michigan, 3-0

1987
First Round | Fort Collins, Colo.
W, vs. #13 USC, 3-1
Regional Semifinal | Stanford, Calif.
L, at #3 Stanford, 3-0

1988
First Round | Tallahassee, Fla.
W, at Florida State, 3-1
Regional Semifinal | Austin, Texas
L, at #6 Texas, 3-0

1995
First Round | Long Beach, Calif.
L, at #16 Long Beach State, 3-0

1996
First Round | Fort Collins, Colo.
W, vs. Houston, 3-0
Second Round | Stanford, Calif.
L, at #2 Stanford, 3-0

1997
First Round | Pullman, Wash.
W, vs. American, 3-1
Second Round | Pullman, Wash.
L, at #11 Washington State, 3-1

Sue Nitchman led Colorado State to its first NCAA tournament appearance, in 1983, recording 11 kills and 11 digs against No. 8 San Diego State.

Lorri Smith tallied 11 blocks in the Rams' 1984 NCAA tournament win over No. 14 Arizona.

Sherri Danielson recorded 19 kills against Rhode Island in the first round of the 1985 NCAA tournament. In two matches that postseason she had 37 total kills.

Diane Saba had eight kills and nine digs in CSU's 1986 NCAA tournament match vs. No. 18 Western Michigan.

Angie Knox recorded 34 kills on .333 hitting to help CSU defeat No. 13 USC in the 1987 NCAA tournament. She followed that up with a team-high 17 vs. No. 3 Stanford.


Playing in their fifth consecutive postseason, the Rams beat Florida State in 1988 behind Cindy Cox's 55 assists.

Rainie Rogers helped CSU back to the NCAA tournament for the first time in seven years, in 1995, recording a team-best 15 kills at No. 16 Long Beach State.


Judy Rexroth hit .340 in the 1996 NCAA tournament (21 kills), as the Rams beat Houston before falling to eventual national champion Stanford.

Janie Penfield notched 31 kills and 29 digs – both team bests – during the 1997 NCAA tournament, which featured an opening-round win against American.

1998

First Round | Austin, Texas
W, vs. South Carolina, 3-2
Second Round | Austin, Texas
L, at #12 Texas, 3-0

1999

First Round | Fort Collins, Colo.
W, vs. Loyola-Chicago, 3-0
Second Round | Fort Collins, Colo.
W, vs. #19 Kansas State, 3-1
Regional Semifinal | Honolulu, Hawai'i
L, vs. #6 Long Beach State, 3-1

2000

First Round | Fort Collins, Colo.
W, vs. Radford, 3-0
Second Round | Fort Collins, Colo.
W, vs. Colorado, 3-2
Regional Semifinal | Los Angeles, Calif.
L, vs. #8 Penn State, 3-1

2001

First Round | Fort Collins, Colo.
W, vs. Baylor, 3-1
Second Round | Fort Collins, Colo.
W, vs. Colorado, 3-2
Regional Semifinal | Lincoln, Neb.
L, at #2 Nebraska, 3-1

2002

First Round | Honolulu, Hawai'i
L, vs. Washington, 3-1

2003

First Round | College Park, Md.
W, vs. George Mason, 3-0
Second Round | College Park, Md.
W, at #25 Maryland, 3-0
Regional Semifinal | Gainesville, Fla.
L, at #3 Florida, 3-0

2004

First Round | Fort Collins, Colo.
L, vs. Purdue, 3-2

2005

First Round | Fort Collins, Colo.
W, vs. Colorado, 3-1
Second Round | Fort Collins, Colo.
L, vs. #3 Washington, 3-0

2006

First Round | Boulder, Colo.
L, vs. #6 Washington, 3-1

The 1998 Rams made their third consecutive trip to the second round of the NCAA tournament behind a double-double (12k, 18d) from Krista Swartzendruber.

In the 1999 NCAA tournament, Catie Vagneur averaged 5.0 kills per set to lead CSU to the regional semifinal for the first time under Tom Hilbert.

Summer Jennings was named to the NCAA Pacific Region all-tournament team after recording three solo blocks against perennial powerhouse Penn State in the 2000 regional semifinals.

The Rams advanced to the regional semifinal round of the NCAA tournament for the third consecutive year in 2001. Soraya Santos played the hero for the Rams in a thrilling second-round victory over rival Colorado at Moby Arena, securing an ace late in the fifth set, to help CSU rally for a 16-14 win after trailing 13-9.

Michelle Knox recorded 19 kills on .484 hitting against Washington in the 2002 NCAA tournament.

Casey Bauer led the Rams to their fourth regional semifinal in five seasons in 2003, tallying 15 kills in two matches, including seven on .500 hitting at No. 25 Maryland.

Melissa Courtney totaled 66 assists vs. Purdue in the 2004 NCAA tournament. She also added two aces to tie the CSU career tournament record.

Dre Downs turned in one of the best matches in school history with 29 kills, six blocks and a .538 hitting percentage in a first-round victory over rival Colorado during the 2005 NCAA tournament.

Jaime Strauss led CSU with 22 kills and 18 digs against the defending national champion Washington Huskies in the first round of the 2006 NCAA tournament.

2007
First Round | Ann Arbor, Mich.
W, vs. Illinois State, 3-0
Second Round | Ann Arbor, Mich.
L, vs. Michigan, 3-0

2008
First Round | Gainesville, Fla.
W, vs. FIU, 3-1
Second Round | Gainesville, Fla.
L, at #11 Florida, 3-0

2009
First Round | Fort Collins, Colo.
W, vs. Middle Tennessee, 3-2
Second Round | Fort Collins, Colo.
W, vs. #6 Washington, 3-1
Regional Semifinal | Minneapolis, Minn.
L, at #11 Minnesota, 3-1

2010
First Round | Stanford, Calif.
W, vs. #24 Cal State Fullerton, 3-2
Second Round | Stanford, Calif.
L, at #2 Stanford, 3-0

2011
First Round | Honolulu, Hawai'i
W, vs. #13 Oregon, 3-2
Second Round | Honolulu, Hawai'i
L, at #3 Hawai'i, 3-1

2012
First Round | Tallahassee, Fla.
L, vs. #22 Purdue, 3-0

2013
First Round | Los Angeles, Calif.
L, vs. Cal State Northridge, 3-2

Katelin Batten broke her own CSU single-season digs record, adding 15 in a first-round victory over Illinois State in the 2007 NCAA tournament.

Setter Ashley Fornstrom totaled 52 assists in a four-set win over FIU in the 2008 NCAA tournament. She also added 6.0 total points.

Tessa Nelson was selected to the NCAA tournament all-region team for the Minneapolis site, leading CSU to a regional semifinal appearane in 2009 after an upset win over No. 6 Washington at Moby Arena. Teammate Danielle Minch secured 51 kills in three matches, including 19 on .324 hitting in the win over the Huskies.


Megan Plourde set a CSU record with 19 total blocks in a 2010 NCAA tournament victory over No. 24 Cal State Fullerton. The Rams trailed 2-0 before earning the comeback win.

Katelyn Steffan helped CSU to a five-set win over No. 13 Oregon in the 2011 NCAA tournament, tallying 15 kills and eight digs.

Freshman Adrianna Culbert earned valuable playing time in the 2012 NCAA tournament match vs. No. 22 Purdue, totaling five kills on .300 hitting, in addition to six digs.

In the 2013 NCAA tournament, Kelsey Snider hit .762 with 16 kills, including kills on her first 12 swings. The junior added two aces and a team-best seven blocks.

KILLS

3-SET MATCH

1.	19	DANIELSON, Sherri vs. Rhode Island	12/6/85
2.	18	ROGERS, Rainie vs. Houston	12/4/96
3.	17	KNOX, Angie vs. Stanford	12/12/87
	17	DANIELSON, Sherri vs. Stanford	12/14/85
5.	15	Three players; most recently by:	
		STRAUSS, Jaime vs. Michigan	12/1/07

4-SET MATCH

1.	29	DOWNS, Dre vs. Colorado	12/2/05
2.	27	COX, Courtney vs. Long Beach State	12/9/99
3.	24	VAGNEUR, Catie vs. Long Beach State	12/2/99
4.	22	STRAUSS, Jaime vs. Washington	11/30/06
5.	21	Two players; most recently by:	
		COX, Courtney vs. Penn State	12/7/00

5-SET MATCH

1.	34	KNOX, Angie vs. USC	12/3/87
2.	27	COX, Courtney vs. Colorado	12/1/01
3.	26	KNOPF, Angela vs. Colorado	12/2/00
4.	26	JOHNSON, Jill vs. USC	12/3/87
5.	20	PLOURDE, Megan vs. Cal State Fullerton	12/3/10

TOTAL ATTACKS

3-SET MATCH

1.	51	STRAUSS, Jaime vs. Michigan	12/1/07
2.	47	KNOX, Angie vs. Stanford	12/14/85
3.	42	ROGERS, Rainie vs. Houston	12/4/96
4.	38	KNOX, Angie vs. Western Michigan	12/6/86
5.	37	VAGNEUR, Catie vs. Houston	12/4/96

4-SET MATCH

1.	64	STRAUSS, Jaime vs. Washington	11/30/06
2.	60	COX, Courtney vs. Long Beach State	12/9/99
3.	58	VAGNEUR, Catie vs. Long Beach State	12/9/99
4.	52	COX, Courtney vs.Kansas State	12/3/99
	52	VAGNEUR, Catie vs. Kansas State	12/3/99

5-SET MATCH

1.	75	KNOX, Angie vs. USC	12/3/87
2.	60	COX, Courtney vs. Colorado	12/1/01
3.	59	JOHNSON, Jill vs. USC	12/3/87
4.	52	SARAUER, Becky vs. Purdue	12/2/04
5.	50	Two players; most recently by:	
		KNOPF, Angela vs. Colorado	12/2/00

ATTACK PERCENTAGE (MIN. 10 KILLS)

1.	.762 (16k-0e-21a)	SNIDER, Kelsey vs. Cal State Northridge	12/5/13
2.	.714 (10-0-14)	KNOX, Michelle vs. Baylor	11/30/01
3.	.667 (10-2-12)	KNOPF, Angela vs. Radford	12/1/00
4.	.632 (13-1-19)	DOWNS, Dre vs. Maryland	12/6/03
5.	.600 (16-1-25)	MILLER, Angie vs. Florida State	12/3/88
	.600 (10-1-15)	MILLER, Angie vs. Texas	12/9/88

ASSISTS

3-SET MATCH

1.	65	SAYLOR, Analisa vs. Houston	12/4/96
2.	47	COURTNEY, Melissa vs. Maryland	12/6/03
	47	COURTNEY, Melissa vs. George Mason	12/5/03
4.	42	COX, Cindy vs. Rhode Island	12/6/85
5.	39	COX, Cindy vs. Stanford	12/12/87

4-SET MATCH

1.	63	PECKHAM, Allison vs. Penn State	12/7/00
2.	62	FORNSTROM, Ashley vs. Colorado	12/2/05
3.	60	SAYLOR, Analisa vs. Washington State	12/7/97
4.	58	PECKHAM, Allison vs. Long Beach State	12/9/99
5.	55	Three players; most recently by:	
		PECKHAM, Allison vs. Nebraska	12/7/01

5-SET MATCH

1.	83	COX, Cindy vs USC	12/3/87
2.	79	PECKHAM, Allison vs. Colorado	12/2/00
3.	78	PECKHAM, Allison vs. Colorado	12/1/01
4.	65	COURTNEY, Melissa vs. Purdue	12/2/04
5.	60	PETTIT, Katherine vs. South Carolina	12/4/98

ACES

3-SET MATCH

1.	3	Seven players; most recently by:	
		STRAUSS, Jaime vs. Illinois State	11/30/07
		MOKELKI, Tonya vs. Washington	12/3/05
		COURTNEY, Melissa vs. George Mason	12/5/03
		SARAUER, Becky vs. George Mason	12/5/03
		PETTIT, Katherine vs. Radford	12/1/00

4-SET MATCH

1.	7	DANIELSON, Sherri vs. Arizona	12/1/84
2.	3	Nine players; most recently by:	
		BATTEN, Katelin vs. Minnesota	12/11/09
		CRANSTON, Dana vs. Washington	12/4/09
		PIEL, Amber vs. Colorado	12/2/05
		SANTOS, Soraya vs. Baylor	11/30/01

5-SET MATCH

1.	4	SANTOS, Soraya vs. Colorado	12/1/01
2.	2	14 players; most recently by:	
		FOSS, Deedra vs. Cal State Northridge	12/5/13
		SNIDER, Kelsey vs. Cal State Northridge	12/5/13
		CRANSTON, Dana vs. Oregon	12/1/11
		STEFFAN, Katelyn vs. Oregon	12/1/11
		DAVISSON, Jacque vs. Middle Tennessee State	12/3/09
		KOENNING, Emily vs. Middle Tennessee State	12/3/09

DIGS

3-SET MATCH

1.	19	REXFORTH, Judy vs. Houston	12/4/96
2.	18	STRAUSS, Jaime vs. Michigan	12/1/07
3.	15	BATTEN, Katelin vs. Illinois State	11/30/07
4.	14	Three players; most recently by:	
		BATTEN, Katelin vs. Michigan	12/1/07
		STRAUSS, Jaime vs. Illinois State	11/30/07

4-SET MATCH

1.	20	BATTEN, Katelin vs. Washington	11/30/06
	20	PECKHAM, Allison vs. Long Beach State	12/9/99
3.	19	GAULIA, Izzy vs. Hawai'i	12/2/11
4.	18	Five players; most recently by:	
		BATTEN, Katelin vs. Minnesota	12/11/09
		BATTEN, Katelin vs. Washington	12/4/09

5-SET MATCH

1.	39	GAULIA, Izzy vs. Oregon	12/1/11
2.	24	HEMMINGS, Audrey vs. Cal State Fullerton	12/3/10
3.	24	BATTEN, Katelin vs. Middle Tennessee State	12/3/09
4.	23	NELSON, Cindy vs. USC	12/3/87
5.	19	COX, Courtney vs. Colorado	12/1/01

BLOCKS

3-SET MATCH

1.	8 (1s-7a)	KNOPF, Angela vs. Radford	12/1/00
	8 (0-8)	COX, Courtney vs. Loyola-Chicago	12/2/99
	8 (0-8)	LANGLEY, Esther vs. Houston	12/4/96
4.	7	Five players; most recently by:	
	7 (0-7)	JENNINGS, Summer vs. Loyola-Chicago	12/2/99
	7 (0-7)	BARNES, Mekana vs. Illinois State	11/30/07

4-SET MATCH

1.	16 (1-15)	JENNINGS, Summer vs. Kansas State	12/3/99
2.	11 (0-11)	SWARTZENDRUBER, Krista vs. Kansas State	12/3/99
	11 (2-9)	SMITH, Lorri vs. Arizona	12/1/84
4.	8	Three players; most recently by:	
	8 (0-8)	PLOURDE, Megan vs. Minnesota	12/11/09
	8 (1-7)	KNOPF, Angela vs. Penn State	12/7/00

5-SET MATCH

1.	19 (2-17)	PLOURDE, Megan vs. Cal State Fullerton	12/3/10
2.	12 (2-10)	KNOPF, Angela vs. Colorado	12/2/00
3.	11 (0-11)	PLOURDE, Megan vs. Oregon	12/1/11
4.	10 (1-9)	SANDERS, Evan vs. Cal State Fullerton	12/3/10
5.	9 (1-8)	SANTOS, Soraya vs. Colorado	12/2/00

TEAM SUPERLATIVES

ATTACK PERCENTAGE (K-E-TA)

.383 (42-11-81)	vs. Radford (12/1/00)

KILLS

Three Sets: 74	vs. Houston (12/4/96)
Four Sets: 77	vs. Penn State (12/7/00)
Five Sets: 93	vs. Colorado (12/2/00)

TOTAL ATTEMPTS (K-E-TA)

Three Sets: 181 (74-34-181)	vs. Houston (12/4/96)
Four Sets: 196 (64-37-196)	vs. Washington (11/30/06)
Five Sets: 229 (92-38-229)	vs. USC (12/3/87)

ASSISTS

Three Sets: 67	vs. Houston (12/4/96)
Four Sets: 71	vs. Penn State (12/7/00)
Five Sets: 90	vs. Colorado (12/2/00)

DIGS

Three Sets: 79	vs. Houston (12/4/96)
Four Sets: 80	vs. Washington (11/30/06)
Five Sets: 79	vs. Colorado (12/2/00)

ACES

12	vs. Arizona (12/1/84)

BLOCKS

26.0	vs. Cal State Fullerton (12/3/10)

CAREER RECORDS

KILLS

1. 179 COX, Courtney
2. 163 KNOPF, Angela
3. 116 VAGNEUR, Catie
4. 97 DOWNS, Dre
5. 95 MINCH, Danielle

Current leader: SNIDER, Kelsey, 18

ASSISTS

1. 510 PECKHAM, Allison
2. 309 FORNSTROM, Ashley
3. 300 COX, Cindy
4. 244 COURTNEY, Melissa
5. 237 SAYLOR, Analisa

Current leader: FOSS, Deedra, 161

DIGS

1. 126 BATTEN, Katelin
2. 97 COX, Courtney
3. 85 GAULIA, Izzy
4. 77 STRAUSS, Jamie
5. 72 HEMMINGS, Audrey

Current leader: FOSS, Deedra, 29

BLOCKS

1. 60 KNOPF, Angela
2. 59 PLOURDE, Megan
3. 49 JENNINGS, Summer
4. 34 COX, Courtney
5. 32 STEFFAN, Katelyn

Current leader: FOSS, Deedra 18

THE RAMS' RECORD WHEN…

Overall	22-25
Playing at home	13-2
Playing on the road	2-16
On a neutral floor	7-7
Round of 64	13-6
Round of 32	9-10
Round of 16	0-9
Playing three sets	7-15
Playing four sets	9-8
Playing five sets	6-2
Winning set one	17-5
Losing set one	5-20
Winning the first two sets	12-0
Losing the first two sets	1-16
Splitting the first two sets	9-9
Leading in kills	17-7
Trailing in kills	5-18
Tied in kills	0-0
Leading in blocks	18-5
Trailing in blocks	4-18
Tied in blocks	1-1
Leading in digs	17-6
Trailing in digs	5-18
Tied in digs	0-1
Leading in attack percentage	21-3
Trailing in attack percentage	1-22
Tied in attack percentage	0-0
Hitting .300 or better	12-2
Hitting under .300	10-23
Opponents hit .250 or better	1-15
Holding opponents below .250	21-10
Holding opponents below .100	7-0
Longest set winning streak	6
Longest set losing streak	8
Current set streak	L, 1
Longest match winning streak	2
Longest match losing streak	3
Current match streak	L, 3
Current home streak	W, 2
Current road streak	L, 6
Current neutral streak	L, 2
Playing a ranked opponent	6-12
Playing as a ranked Team	11-10

ALL-TIME SERIES HISTORY

OPPONENT	W	L	SET SERIES	STREAK	LAST MEETING
American	1	0	3-1	W, 1	1997
Arizona	1	0	3-1	W, 1	1984
Baylor	1	0	3-1	W, 1	2001
Cal State Fullerton	1	0	3-2	W, 1	2010
Cal State Northridge	0	1	2-3	L, 1	2013
Colorado	3	0	9-5	W, 3	2005
Florida	0	2	0-6	L, 2	2008
Florida International	1	0	3-1	W, 1	2008
Florida State	1	0	3-1	W, 1	1988
George Mason	1	0	3-0	W, 1	2003
Hawai'i	0	1	1-3	L, 1	2001
Houston	1	0	3-0	W, 1	1996
Illinois State	1	0	3-0	W, 1	2007
Kansas State	1	0	3-1	W, 1	1999
Long Beach State	0	2	1-6	L, 2	1999
Loyola-Chicago	1	0	3-1	W, 1	1999
Maryland	1	0	3-0	W, 1	2003
Michigan	0	1	0-3	L, 1	2007
Middle Tennessee State	1	0	3-2	W, 1	2009
Minnesota	0	1	1-3	L, 1	2009
Nebraska	0	1	1-3	L, 1	2001
Oregon	1	0	3-2	W, 1	2011
Penn State	0	1	1-3	L, 1	2000
Purdue	0	2	2-3	L, 1	2004
Radford	1	0	3-0	W, 1	2000
Rhode Island	1	0	3-0	W, 1	1985
San Diego State	0	1	0-3	L, 1	1983
South Carolina	1	0	3-2	W, 1	1998
USC	1	0	3-1	W, 1	1987
Stanford	0	5	0-15	L, 5	2010
Texas	0	2	0-6	L, 2	1998
Washington	1	3	5-10	W, 1	2009
Washington State	0	1	1-3	L, 1	1997
Western Michigan	0	1	0-3	L, 1	1986

CHAMPIONS ON THE COURT

Since the Mountain West's inception in 1999, the Rams have been stalwarts in the league, winning 11 of the 15 regular-season titles. Additionally, CSU has earned five Mountain West Championships crowns in nine seasons (the tournament ran from 1999-06 and again in 2011). The 16 total championships is more than all other Mountain West schools combined — past and present.

CSU finished at the top of the regular-season standings again in 2013, earning its fifth consecutive title. CSU and Hawai'i are the only two schools to have won their conference title each of the past five seasons.

In 2014, CSU will vie for its sixth consecutive championship, a feat that has never been accomplished before. The Rams also won five straight regular-season titles from 2000-04. For those who have played four seasons under Head Coach Tom Hilbert, each has won at least two conference titles, with all but three players winning at least three. Michelle Smith was part of each of the Rams' past five titles, becoming just the second player in program history to win five regular-season conference championships throughout her career.

In 15 years with the MW, CSU has won or shared the regular-season or tournament championship in all but two seasons. The program also boasts titles from both the Western Athletic Conference (1998 Mountain Division) and the High County Athletic Conference (1984, '85), totaling 19 overall conference championships, more than any other sport at CSU.

Year	CSU Record	Place	Champion	Tournament Champion
1999	12-2	2nd	BYU	CSU
2000	13-1	1st	CSU	BYU
2001	13-1	1st	CSU	Utah
2002	12-2	1st	CSU	Utah
2003	14-0	1st	CSU	CSU
2004	13-1	T-1st	CSU, Utah	CSU
2005	12-4	2nd	BYU	Utah
2006	11-5	3rd	Utah	CSU
2007	13-3	1st	CSU	UNLV
2008	12-4	2nd	Utah	-
2009	15-1	1st	CSU	-
2010	14-2	1st	CSU	-
2011	12-2	1st	CSU	CSU
2012	13-3	T-1st	CSU, San Diego State	-
2013	19-1	1st	CSU	-

Other MW notes:

>> The Rams hold an all-time record of 198-32 (.861) in MW matches.
>> From Nov. 4, 2005 to Nov. 15, 2013, CSU won 50 consecutive home matches against current members of the MW.
>> The MW ranked 10th out of 33 in conference RPI in 2013, with four teams ranking in the top 100.
>> Multiple MW schools have earned NCAA tournament appearances in each season except 2011 and 2013, including three teams represented on five occasions.

2013 Mountain West >> Regular Season

28-2 Overall, 19-1 MW

Expected to be a rebuilding year after graduating four senior starters from the year prior, CSU proved to be anything but, nearly running the table en route to a record-setting season. The Rams won their first 27 matches – a school and conference record – and remained undefeated into the final week of the season. CSU finished its Mountain West slate 19-1, winning its fifth consecutive regular-season title. Senior Samantha Peters was named the conference's Player of the Year, Head Coach Tom Hilbert earned his ninth Coach of the Year honor and setter Deedra Foss was tabbed as the league's best setter. Two other Rams earned All-Mountain West honors. Additionally, senior Michelle Smith earned her fifth conference championship ring, becoming just the second Ram in program history to win five throughout her career.

2012 Mountain West >> Regular Season (co)

21-8 Overall, 13-3 MW

Losing their Mountain West opener for just the second time ever, the Rams rebounded from a rocky 3-2 start to conference play. Overall, CSU won 10 of its final 11 MW matches, including seven in a row to close out the year. CSU knocked off New Mexico on the final night of the regular season to be crowned conference champions for the fourth consecutive season. Senior Dana Cranston was named the MW Player of the Year, and three others joined her on the All-MW Team, including fellow seniors Brieon Paige and Megan Plourde. Those three, along with Izzy Gaulia, capped their collegiate careers winning four regular-season conference championships in four seasons.

2011 Mountain West >> Regular Season >> Tournament

24-6 Overall, 12-2 MW

Returning just one senior, CSU exceeded expectations, leading the Mountain West wire to wire and winning its third straight regular-season title. Leading the way was senior Katelyn Steffan, the MW Player of the Year. Entering the MW Championships as the top seed, CSU accomplished two feats that had only been done once before. The Rams became the second No. 1 seed to win the Championships, also becoming the second team to sweep all three matches. Steffan was named the MW Championships MVP. Dana Cranston, Brieon Paige and Megan Plourde each earned postseason honors by the conference, while Deedra Foss was named the MW Newcomer of the Year and Head Coach Tom Hilbert earned his eighth MW Coach of the Year award.

2010 Mountain West >> Regular Season

26-5 Overall, 14-2 MW

Despite the target on the Rams' backs, CSU led the league wire to wire for the second consecutive season en route to its second straight Mountain West title. Danielle Minch was named the league's Player of the Year for the second consecutive season. She was one of four seniors on the roster, three of which were four-year starters. Sophomore Megan Plourde and junior Evan Sanders were also honored by the conference, being named to the All-MW Team.

2009 Mountain West >> Regular Season

25-6 Overall, 15-1 MW

After opening the season 4-3, the CSU volleyball Team hit its stride in early September, winning 19 of 21 matches to close out the regular season. The Team rolled to a 15-1 mark in Mountain West action, claiming the program's seventh MW regular-season championship. Junior Danielle Minch was named MW Player of the Year, while senior Katelin Batten was tabbed the MW's top libero. Senior Tessa Nelson, sophomore Evan Sanders and freshman Megan Plourde each garnered all-MW honors. Head Coach Tom Hilbert was named MW Coach of the Year.

2007 Mountain West >> Regular Season

23-8 Overall, 13-3 MW

The 2007 season saw the Rams earn their sixth MW regular-season championship since 2000. Junior middle blocker Mekana Barnes was named the MW Player of the Year while junior setter Ashley Fornstorm earned all-conference honors as the Setter of the Year. Tonya Mokelki and Jaime Strauss also earned all-conference honors. The Rams went a perfect 14-0 at home including a perfect in MW play.



2006 Mountain West >> Tournament

20-10 Overall, 11-5 MW

The Rams captured their fourth tournament title in eight years as they upset No. 9 Utah in the championship match. In dramatic fashion, the Rams topped the Utes in five games. CSU trailed 20-11 in Game 3 and faced one match point before winning the third game 34-32 and then rolling to the title. Sophomore outside hitter Jaime Strauss was named the MVP of the tournament.

2004 Mountain West >> Regular Season (co) >> Tournament

21-9 Overall, 13-1 MW

In 2004, Colorado State won at least a share of the Mountain West regular-season title for a fifth straight season. CSU won its first five conference matches before falling to No. 18 Utah in four games in Moby. The Rams then rallied to win their final eight league matches, including a three-game sweep over the No. 17 Utes in Salt Lake in front of a national television audience (CSTV). Colorado State went on to become the first host school in league history to win the Mountain West tournament, winning its second straight automatic berth to the NCAA Championship.

2003 Mountain West >> Regular Season >> Tournament

30-5 Overall, 14-0 MW

Colorado State became the first Team in Mountain West history to go through the regular season undefeated, and then became the first Team to ever win both the regular-season and tournament crowns in the same year, winning three matches at San Diego State. Nine of the 14 regular-season matches were three-game sweeps for the Rams, including six straight.

2002 Mountain West >> Regular Season

22-10 Overall, 12-2 MW

2002 was considered by many to be a rebuilding year, but CSU again proved to be the dominant Team in the league, posting a 12-2 record for its third consecutive title. The Rams won their first four matches, then fell in five games to BYU in Moby. Winning their next three matches in four games each, the Rams headed to San Diego State, where they were swept for the first time in 27 league matches -- a feat that had only happened three times in the existence of the Mountain West. CSU rebounded, however, to win its final four matches and again bring home the title.

2001 Mountain West >> Regular Season

29-4 Overall, 13-1 MW

Probably the most dominant Team in Mountain West history, the 2001 Rams posted a 13-1 record and won their first 11 matches -- all in three -game sweeps -- before falling in five games at Utah. They then went on to win the final three matches, again in three-game sweeps. That year, the Rams won 37 straight games, second longest in school history to the 40 straight by the 2000 squad.

2000 Mountain West >> Regular Season

32-5 Overall, 13-1 MW

The 2000 Team started a streak of five straight regular-season titles, posting a 13-1 record with the only blemish being a three-game setback at BYU. The Rams started the conference season with eight three-game sweeps before losing to the Cougars. The Rams then defeated New Mexico in four, swept Air Force, defeated San Diego State in five and swept UNLV to win the title. In the tournament, BYU defeated the Rams in the championship match in Moby, snapping a record 44-match home winning streak.

1999 Mountain West >> Tournament

30-3 Overall, 12-2 MW

The Rams began their dominance in the newly created Mountain West. After a 12-2 mark in the inaugural season of MW play, the Rams dominated the postseason tournament to lock up an NCAA tournament berth. Five players earned all-conference recognition, led by tournament MVP Catie Vagneur.



1998 WAC >> Regular Season

(Mountain Div.)

24-8 Overall, 12-2 WAC

Colorado State won its first conference title in 13 seasons winning the Mountain Division of the WAC in its final year in that conference. The Rams posted a 12-2 record, dropping only decisions at Rice and at UNLV. CSU won its first seven matches before losing in Houston, then tallied four straight three-game sweeps and a five-game thriller against Wyoming before losing in four to the Rebels. The Rams won their final match to enter the WAC tournament as the No. 1 seed in the Mountain Division.

1985 HCAC
>> Regular Season
26-9 Overall, 11-1 HCAC

In 1985 the Rams posted an 11-1 record in High Country Athletic Conference play to win their second straight title. CSU won its first nine matches before losing at No. 18 BYU, and then swept Wyoming and Utah State for the second conference title in school history.



1984 HCAC
>> Regular Season
26-9 Overall, 12-0 HCAC

The very first conference volleyball title for Colorado State came in 1984 with an undefeated record in High Country Athletic Conference play. The Rams recorded five of their 12 wins with three-game sweeps and an impressive 4-0 record in five-game matches, including the last two at New Mexico State and New Mexico to remain unbeaten.

With annual success on the court, the country has taken note of the Colorado State volleyball program and the type of athletes the school develops. In its history, CSU has produced 13 AVCA All-Americans, which ranks 18th in the nation.

Over the last three seasons, CSU has had three All-America selections, including two players in 2011 – Megan Plourde and Katelyn Steffan. It marked just the fourth time that two Rams teammates have been selected during the same season.

In addition to the 13 AVCA All-America selections, CSU has produced four Volleyball Magazine All-Americans and 24 honorable mentions. What's more, the Rams have earned 44 AVCA All-Region nods, including at least two each season since 2007. Plourde, who wrapped up her career in 2012, became the first player in program history to be a four-time All-Region selection. A complete list can be found on Page 131.

Above: All-American Dana Cranston (2012) and Head Coach Tom Hilbert pose with three-time gold medalist Kerri Walsh Jennings.

Left: Megan Plourde and Hilbert stand with Walsh's Olympic teammate Misty May-Treanor at the 2011 All-America banquet in San Antonio, Texas.

Dana Cranston | Fort St. John, B.C. | Third Team (2012)

Dana Cranston was the team anchor as a senior, propelling CSU to a fourth consecutive Mountain West title and earning AVCA All-America honors. Cranston ranked second in the MW for kills, points and aces, and ranked first among outside hitters for hitting percentage as a senior. The native of Fort St. John, B.C., was a two-time All-MW selection, including being named the MW Player of the Year in 2012. She became CSU's second-ever Academic All-American, and was also one of 10 national Senior CLASS Award finalists and 30 honorees for the 2013 NCAA Woman of the Year. While at CSU, the Rams advanced to four NCAA tournaments, and won four consecutive MW conference championships. After college, Cranston competed with the Canadian National Team and played professionally in France.

Season	SP-MP	K	K/S	E	TA	Pct	A	A/S	SA	SA/S	SE	DIG	D/S	RE	BS	BA	TB	B/S	BE	BHE	P	P/S
2009	87-28	34	0.39	18	140	.114	43	0.49	7	0.08	12	133	1.53	15	2	18	20	0.23	3	0	52.0	0.60
2010	106-30	62	0.58	15	198	.237	46	0.43	25	0.24	21	199	1.88	22	3	22	25	0.24	1	1	101.0	0.95
2011	107-30	263	2.46	78	776	.238	14	0.13	36	0.34	10	272	2.54	39	12	40	52	0.49	3	2	331.0	3.09
2012	104-29	377	3.62	124	1049	.241	19	0.18	27	0.26	17	214	2.06	21	8	67	75	0.72	4	0	445.5	4.28
TOTAL	**404-117**	**736**	**1.82**	**235**	**2163**	**.232**	**122**	**0.30**	**95**	**0.24**	**60**	**818**	**2.02**	**97**	**25**	**147**	**172**	**0.43**	**11**	**3**	**929.5**	**2.30**

Megan Plourde | Somerset, Wis. | Third Team (2011)

Megan Plourde earned AVCA All-America status in 2011 after being the nation's best blocker, averaging 1.71 blocks per set. The Somerset, Wis., native finished her in CSU history in career ranked first in career block assists and second in total blocks. She ranked third in Mountain West history for total blocks at the conclusion of her career, in addition to being a dynamic and efficient attacker. Plourde became CSU's first-ever four-time All-MW selection and four-time AVCA All-Region recipient. During her career, the Rams won four MW titles, and advanced to the NCAA tournament each season, including the Regional Quarterfinals three times and the Regional Semifinals once. In 2011, she also was a Volleyball Magazine All-American and in September 2012 was named the AVCA National Player of the Week. After college, she competed professionally in Croatia and Switzerland.

Season	SP-MP	K	K/S	E	TA	Pct	A	A/S	SA	SA/S	SE	DIG	D/S	RE	BS	BA	TB	B/S	BE	BHE	P	P/S
2008	5-4	1	0.20	0	5	.200	1	0.20	0	0.00	0	1	0.20	0	0	1	1	0.20	0	0	1.5	0.20
2009	106-31	235	2.22	65	514	.331	9	0.08	0	0.00	5	41	0.39	0	6	109	115	1.08	10	0	295.5	2.78
2010	103-29	279	2.71	73	566	.364	2	0.02	0	0.00	4	32	0.31	0	14	153	167	1.62	13	1	369.5	3.58
2011	104-29	248	2.38	85	549	.297	9	0.09	8	0.08	29	49	0.47	2	8	170	178	1.71	10	1	349.0	3.36
2012	104-29	303	2.91	83	615	.358	6	0.06	0	0.00	1	54	0.52	1	8	151	159	1.53	8	0	386.5	3.71
TOTAL	**422-122**	**1066**	**2.53**	**306**	**2249**	**.338**	**27**	**0.06**	**8**	**0.02**	**39**	**177**	**0.42**	**3**	**36**	**584**	**620**	**1.47**	**41**	**2**	**1402.0**	**3.32**

Katelyn Steffan | Dickinson, N.D. | Third Team (2011)

Katelyn Steffan took her game to a new level during her senior season, switching to the left side and becoming one of the conference's best attackers, blockers and servers. CSU won both the Mountain West regular-season and tournament championships in 2011, also earning titles in 2009 and 2010 with Steffan on the court. CSU ranked as high as No. 14 in the nation as a senior, and in her four seasons, the Rams advanced to the NCAA tournament each year, including the Regional Semifinals in 2009. The Dickinson, N.D., native earned the 2011 MW Player of the Year and MW tournament MVP awards after leading the conference in kills and points, which also earned her a spot as an AVCA All-American.

Season	SP-MP	K	K/S	E	TA	Pct	A	A/S	SA	SA/S	SE	DIG	D/S	RE	BS	BA	TB	B/S	BE	BHE	P	P/S
2007	1-1	0	0.00	0	1	.000	0	0.00	0	0.00	0	0	0.00	0	0	0	0	0.00	0	0	0.0	0.00
2008	102-29	215	2.11	86	499	.259	6	0.06	23	0.23	42	48	0.47	2	3	81	84	0.82	3	0	281.5	2.75
2009	89-26	149	1.67	71	376	.207	27	0.30	14	0.16	40	54	0.61	1	5	61	66	0.74	5	1	198.5	2.22
2010	110-31	199	1.81	77	448	.272	25	0.23	19	0.17	39	60	0.55	0	4	90	94	0.85	7	2	267.0	2.43
2011	104-30	373	3.59	129	998	.244	17	0.16	25	0.24	39	187	1.80	44	11	79	90	0.87	4	2	448.5	4.31
TOTAL	**406-117**	**936**	**2.31**	**363**	**2322**	**.247**	**75**	**0.18**	**81**	**0.20**	**160**	**349**	**0.86**	**47**	**23**	**311**	**334**	**0.82**	**19**	**5**	**1195.5**	**2.94**



Mekana Barnes | Highlands Ranch, Colo. | Third Team (2007)

Mekana Barnes will go down in CSU volleyball history as one of the most dynamic athletes to don a Rams uniform. Barnes was a four-year starter, and became one of the hardest hitters and most-feared middle attackers in the Mountain West. In both 2007 and 2008, she ranked among the top five blockers nationally, and in 2007 was the only player in the country to rank in the top 10 for both blocks and kills per set. During Barnes' playing tenure, CSU qualified for the NCAA tournament all four seasons, and ranked as high as No. 12, in 2008. She was named to the All-MW Team three times and was the 2007 MW Player of the Year, the same year she earned an AVCA All-America nod. She earned AVCA All-America Honorable Mention in 2008. Barnes went on to play professionally in Puerto Rico and Spain, and trained with the U.S. National Team in China and Egypt.

Season	SP-MP	K	K/S	E	TA	Pct	A	A/S	SA	SA/S	SE	DIG	D/S	RE	BS	BA	TB	B/S	BE	BHE	P	P/S
2005	105-30	240	2.29	111	543	.238	4	0.04	21	0.20	51	54	0.51	0	12	117	129	1.23	15	2	331.5	3.15
2006	97-27	306	3.15	116	664	.286	4	0.04	31	0.32	48	72	0.74	0	10	91	101	1.04	19	3	392.5	4.04
2007	107-31	420	3.93	108	778	.401	4	0.04	28	0.26	60	65	0.61	1	17	160	177	1.65	25	5	545.0	5.09
2008	112-30	382	3.41	122	740	.351	15	0.13	27	0.24	53	75	0.67	2	14	150	164	1.46	25	1	498.0	4.45
TOTAL	**421-118**	**1348**	**3.20**	**457**	**2725**	**.327**	**27**	**0.06**	**107**	**0.25**	**212**	**266**	**0.63**	**3**	**53**	**518**	**571**	**1.36**	**84**	**11**	**1767.0**	**4.20**

Soraya Santos | Vitória, Brazil | Second Team (2001)

Soraya Santos became CSU's first two-year player to earn All-America recognition. After beginning her career at the College of Southern Idaho, Santos transferred to CSU, and as a senior was named a 2001 AVCA All-American. Her lighting-fast arm swing made her one of the best jump servers in school history. She earned All-Mountain West status both years of her career, and set the MW tournament record for aces in a match, with eight vs. Air Force in 2001. Her career .350 hitting percentage ranked second in CSU history at the conclusion of her career. Santos was born in Vitória, Brazil, and won two MW titles and four NCAA tournament matches. This fall, she begins her After her career at CSU, she played professionally in several countries, including Spain, Portugal and France.

Season	SP-MP	K	K/S	E	TA	Pct	A	A/S	SA	SA/S	SE	DIG	D/S	RE	BS	BA	TB	B/S	BE	BHE	P	P/S
2000	128-37	311	2.43	97	612	.350	96	0.75	35	0.27	62	292	2.28	14	7	103	110	0.86	5	4	404.5	3.16
2001	103-31	356	3.46	107	712	.350	65	0.63	39	0.38	65	256	2.49	18	16	74	90	0.87	5	6	448.0	4.35
TOTAL	231-68	667	2.89	204	1324	.350	161	0.70	74	0.32	127	548	2.37	32	23	177	200	0.87	10	10	852.5	3.69

Angela Knopf | Troutdale, Ore. | First Team (2000, 01)

Angela Knopf was CSU's first two-time first-team AVCA All-America selection, earning the honors in 2000 and 2001. She was the 1998 WAC Freshman of the Year and a three-time All-Mountain West recipient, in addition to becoming a two-time MW Player of the Year. She led the nation in hitting percentage in 2001, a figure that still ranks eighth in NCAA volleyball history. Knopf finished her career as the Rams' all-time leader in hitting percentage, aces and total blocks, and fourth in kills. The native of Troutdale, Ore., played in four NCAA tournaments, winning seven total matches. In 2000, she became CSU's first Academic All-American, again receiving the honor in 2001. She was inducted into the CSU Athletics Hall of Fame in 2006. After college, she trained with the U.S. National Team, and competed on the AVP tour for seven years.

Season	SP-MP	K	K/S	E	TA	Pct	A	A/S	SA	SA/S	SE	DIG	D/S	RE	BS	BA	TB	B/S	BE	BHE	P	P/S
1998	105-30	327	3.11	106	680	.325	27	0.26	20	0.19	42	268	2.55	21	21	99	120	1.14	8	5	417.5	3.97
1999	117-33	405	3.46	115	813	.357	19	0.16	18	0.15	31	299	2.56	18	20	122	142	1.21	8	2	504.0	4.31
2000	129-37	418	3.24	87	780	.424	46	0.36	43	0.33	90	225	1.74	12	23	191	214	1.66	10	1	579.5	4.49
2001	111-33	449	4.05	82	805	.456	31	0.28	57	0.51	71	265	2.39	16	20	134	154	1.39	8	2	593.0	5.34
TOTAL	**462-133**	**1599**	**3.46**	**390**	**3078**	**.393**	**123**	**0.27**	**138**	**0.30**	**234**	**1057**	**2.29**	**67**	**84**	**546**	**630**	**1.36**	**34**	**10**	**2094.0**	**4.53**

Courtney Cox | Longmont, Colo. | Second Team (2000)

A dynamic all-around athlete, Courtney Cox concluded her career as the school's top blocking outside hitter. In addition to being named a 2000 AVCA All-American, she was a three-time All-Mountain West and MW tournament selection, and also competed in track & field as a senior. She helped the Rams to a 115-20 record, three regular-season and two MW tournament championships, and four NCAA tournament appearances, including the Regional Semifinals twice. In 1999, she was selected to the NCAA Tournament All-Region Team. Cox was also named the 2000 NACWAA State Farm Classic MVP, after CSU defeated No. 1 UCLA. At the conclusion of her career, she ranked in the top five for career kills and attacks, and was one of six players with more than 1,500 kills. She was inducted into the CSU Athletics Hall of Fame in 2011.

Season	SP-MP	K	K/S	E	TA	Pct	A	A/S	SA	SA/S	SE	DIG	D/S	RE	BS	BA	TB	B/S	BE	BHE	P	P/S
1998	71-28	160	2.25	85	438	.171	2	0.03	8	0.11	26	60	0.85	4	2	21	23	0.32	10	0	180.5	2.54
1999	114-33	464	4.07	224	1161	.207	15	0.13	28	0.25	53	251	2.20	28	10	70	80	0.70	10	5	537.0	4.71
2000	128-37	524	4.09	204	1251	.256	24	0.19	26	0.20	50	313	2.45	25	19	80	99	0.77	18	0	609.0	4.76
2001	106-33	437	4.12	180	987	.260	21	0.20	19	0.18	31	271	2.56	21	22	72	94	0.89	4	1	514.0	4.85
TOTAL	419-131	1585	3.78	693	3837	.232	62	0.15	81	0.19	160	895	2.14	78	53	243	296	0.71	42	6	1840.5	4.39

Catie Vagneur | Aspen, Colo. | Second Team (1999)

After breaking CSU's career attacks record, Catie Vagneur went on to become the 1999 Mountain West tournament MVP. She also became CSU's first AVCA All-American in more than a decade, earning a selection in 1999. That year, she was named to the Volleyball Magazine All-America honorable mention team, as well. She finished her career ranked first in career attacks, fourth in kills, fifth in sets played and sixth in digs. In 1996, she was named the WAC Freshman of the Year. Vangneur earned All-WAC status as a junior and an All-MW selection during her senior year. Vagneur, originally from Aspen, Colo., went 104-28 as a Ram and earned four NCAA tournament berths. CSU earned the 1998 WAC Mountain Division title before winning the 1999 Mountain West tournament.

Season	SP-MP	K	K/S	E	TA	Pct	A	A/S	SA	SA/S	SE	DIG	D/S	RE	BS	BA	TB	B/S	BE	BHE	P	P/S
1996	114-34	265	2.32	141	785	.158	11	0.10	25	0.22	32	243	2.13	18	1	37	38	0.33	15	3	309.5	2.71
1997	109-33	333	3.06	129	850	.240	11	0.10	18	0.17	33	212	1.94	24	4	39	43	0.39	8	1	374.5	3.44
1998	114-32	466	4.09	212	1253	.203	13	0.11	28	0.25	55	272	2.39	20	11	50	61	0.54	9	3	530.0	4.65
1999	117-33	486	4.15	215	1208	.224	19	0.16	34	0.29	60	320	2.74	35	9	53	62	0.53	5	4	555.5	4.75
TOTAL	454-132	1550	3.41	697	4096	.208	54	0.12	105	0.23	180	1047	2.31	97	25	179	204	0.45	37	11	1769.5	3.90

Angie Knox | Englewood, Colo. | Second Team (1987)

Angie Knox led the Rams to a 107-36 record during her career, the best four-year mark in school history until 2001. The Rams advanced to three NCAA Regional Semifinals appearances, and four overall trips to the NCAA tournament. She was a two-time first-team All-HCAC selection, and was inducted into the CSU Athletics Hall of Fame in 2001. To this day, she ranks among the top 10 in four career categories and five-single season lists, including a program-record 707 kills in 1986. She earned AVCA All-America status in 1987. After graduation, the Englewood, Colo., native played professionally in Chicago and with the 1985 U.S. Olympic Festival.

Season	SP-MP	K	K/S	E	TA	Pct	A	A/S	SA	SA/S	SE	DIG	D/S	RE	BS	BA	TB	B/S	BE	BHE	P	P/S
1984	71-30	109	1.54	32	271	.284	17	0.24	10	0.14	9	113	1.59	17	6	25	31	0.44	2	2	137.5	1.94
1985	109-35	411	3.77	140	962	.282	16	0.15	17	0.16	43	226	2.07	24	23	38	61	0.56	12	1	470.0	4.31
1986	138-38	707	5.12	130	1387	.416	14	0.10	39	0.28	37	366	2.65	53	13	62	75	0.54	9	2	790.0	5.72
1987	118-33	629	5.33	178	1336	.338	12	0.10	38	0.32	61	294	2.49	21	10	44	54	0.46	7	0	699.0	5.92
TOTAL	**436-136**	**1856**	**4.26**	**480**	**3956**	**.348**	**59**	**0.14**	**104**	**0.24**	**150**	**999**	**2.29**	**115**	**52**	**169**	**221**	**0.51**	**30**	**5**	**2096.5**	**4.81**

Diane Saba | Wheat Ridge, Colo. | First Team (1987)

Diane Saba was a two-time All-HCAC selection and the HCAC Offensive Player of the Year as a senior. That year, 1987, she also earned first-team AVCA All-America honors after recording 195 total blocks — which ranked first in CSU history at the time and is still in CSU's top three. She also finished her career ranked first in solo blocks and aces. The Wheat Ridge, Colo., native advanced to the NCAA tournament each year of her career, and won an HCAC title in 1985. CSU ranked as high as No. 5 nationally during her time on the court After college, she played two years of professional volleyball, and was inducted into the CSU Athletics Hall of Fame in 2000.

Season	SP-MP	K	K/S	E	TA	Pct	A	A/S	SA	SA/S	SE	DIG	D/S	RE	BS	BA	TB	B/S	BE	BHE	P	P/S
1983	28-18	52	1.86	26	126	.206	1	0.04	1	0.04	5	13	0.46	6	8	8	16	0.57	1	1	65	2.32
1985	113-35	243	2.15	107	549	.248	22	0.19	34	0.30	29	262	2.32	31	44	77	121	1.07	23	0	359.5	3.18
1986	145-39	512	3.53	137	1064	.352	25	0.17	52	0.36	42	368	2.54	7	58	137	195	1.34	21	1	690.5	4.76
1987	120-33	524	4.37	169	1036	.343	31	0.26	45	0.38	96	292	2.43	37	41	109	150	1.25	23	0	664.5	5.54
TOTAL	**406-125**	**1331**	**3.28**	**439**	**2775**	**.321**	**79**	**0.19**	**132**	**0.33**	**172**	**935**	**2.30**	**81**	**151**	**331**	**482**	**1.19**	**68**	**2**	**1779.5**	**4.38**

Sherri Danielson | Evergreen, Colo. | Second Team (1984, '85)

Sherri Danielson earned CSU's first-ever AVCA All-America honor, becoming a second-team selection in 1984. The standout was also honored as a senior, being named to the 1985 AVCA All-America second Team. Additionally, Danielson was a two-time HCAC Player of the Year and three-time All-HCAC selection. She was a member of the U.S. National Team, and was an alternate on the 1988 Olympic squad. Danielson's No. 12 jersey was retired in 1992 and hangs from the rafters in Moby Arena. She finished her career ranked first in CSU history for kills, attacks, hitting percentage and aces. Danielson led the Rams to a pair of HCAC titles and three NCAA tournament appearances during her career. She was inducted into the CSU Athletics Hall of Fame in 1988.

Season	SP-MP	K	K/S	E	TA	Pct	A	A/S	SA	SA/S	SE	DIG	D/S	RE	BS	BA	TB	B/S	BE	BHE	P	P/S
1982	36-10	91	2.53	39	213	.244	1	0.03	3	0.08	9	16	0.44	16	2	10	12	0.33	13	5	101.0	2.81
1983	90-28	339	3.77	128	836	.252	4	0.04	13	0.14	10	90	1.00	21	7	15	22	0.24	6	7	366.5	4.07
1984	126-36	695	5.52	164	1335	.398	21	0.17	53	0.42	26	292	2.32	41	12	66	78	0.62	9	6	793.0	6.29
1985	106-34	515	4.86	149	1059	.346	21	0.20	46	0.43	39	253	2.39	28	11	46	57	0.54	11	1	595.0	5.61
TOTAL	**358-108**	**1640**	**4.58**	**480**	**3443**	**.337**	**47**	**0.13**	**115**	**0.32**	**84**	**651**	**1.82**	**106**	**32**	**137**	**169**	**0.47**	**39**	**19**	**1855.5**	**5.18**

AVCA ALL-AMERICA

2012
Dana Cranston, 3rd Team

2011
Megan Plourde, 3rd Team
Katelyn Steffan, 3rd Team

2007
Mekana Barnes, 3rd Team

2001
Angela Knopf, 1st Team
Soraya Santos, 2nd Team

2000
Angela Knopf, 1st Team
Courtney Cox, 2nd Team

1999
Catie Vagneur, 2nd Team

1987
Diane Saba, 1st Team
Angie Knox, 2nd Team

1985
Sherri Danielson, 2nd Team

1984
Sherri Danielson, 2nd Team

VOLLEYBALL MAGAZINE ALL-AMERICA

2011
Megan Plourde, 3rd Team

2010
Danielle Minch, 3rd Team

2001
Angela Knopf, 2nd Team

2000
Angela Knopf, 2nd Team

HONORABLE MENTION

2013
Adrianna Culbert, AVCA
Deedra Foss, AVCA
Samantha Peter

2012
Brieon Paige, AVCA
Megan Plourde, AVCA

2010
Danielle Minch, AVCA
Megan Plourde, AVCA

2009
Katelin Batten, AVCA
Danielle Minch, AVCA
Megan Plourde, AVCA

2008
Mekana Barnes, AVCA
Ashley Fornstrom, AVCA

2007
Ashley Fornstrom, AVCA
Jaime Strauss, AVCA

2005
Dre Downs, AVCA

2004
Melissa Courtney, AVCA
Dre Downs, AVCA
Katie Jo Shirley-Cahoon, AVCA
Melissa Courtney, VBM

2003
Melissa Courtney, AVCA
Katie Jo Shirley, AVCA

2001
Courtney Cox, VBM

2000
Courtney Cox, VBM

1999
Catie Vagneur, VBM

AVCA ALL-REGION

2013 Pacific North Region
Adrianna Culbert
Deedra Foss
Samantha Peters

2012 West Region
Dana Cranston
Megan Plourde
Brieon Paige, Honorable Mention

2011 West Region
Megan Plourde
Katelyn Steffan

2010 West Region
Danielle Minch
Megan Plourde

2009 West Region
Katelin Batten
Danielle Minch
Megan Plourde

2008 West Region
Mekana Barnes
Ashley Fornstrom

2007 West Region
Mekana Barnes
Ashley Fornstrom
Jaime Strauss

2005 West Region
Dre Downs

2004 West Region
Melissa Courtney
Dre Downs
Katie Jo Shirley-Cahoon

2003 West Region
Melissa Courtney
Katie Jo Shirley

2002 West Region
Tess Rogers, Freshman of the Year

2001 West Region
Courtney Cox
Angela Knopf
Allison Peckham
Soraya Santos

2000 West Region
Courtney Cox
Angela Knopf

1999 District VII
Catie Vagneur

1997 District VII
Janie Penfield
Rainie Rogers

1996 District VII
Judy Rexroth

1991 West Region
Carrie Appleman, 2nd Team
Kristen Walton, 2nd Team

1990 West Region
Jill Johnson, 1st Team

1989 West Region
Angie Miller, 1st Team

1988 South Central Region
Cindy Cox
Jill Johnson

1987 South Central Region
Cindy Cox
Angie Knox
Diane Saba



Melissa Courtney
2003, '04 MW Player of the Year



Danielle Minch
2009, '10 MW Player of the Year

Sherri Danielson
1984, '85 HCAC Player of the Year



Angela Knopf
2000, '01 MW Player of the Year

CONFERENCE PLAYERS OF THE YEAR

2013 MW	Samantha Peters
	Deedra Foss (Setter)
2012 MW	Dana Cranston
2011 MW	Katelyn Steffan
	Deedra Foss (Newcomer)
2010 MW	Danielle Minch
2009 MW	Danielle Minch
	Katelin Batten (Libero)
2008 MW	Ashley Fornstrom (Setter)
2007 MW	Mekana Barnes
	Ashley Fornstrom (Setter)
2004 MW	Melissa Courtney
	Melissa Courtney (Setter)
2003 MW	Melissa Courtney
	Melissa Courtney (Setter)
2002 MW	Lindsey Kerr (Def. Specialist)
	Tess Rogers (Freshman)
2001 MW	Angela Knopf
	Allison Peckham (Setter)
2000 MW	Angela Knopf
	Allison Peckham (Setter)
1999 MW	Allison Peckham (Setter)
	Kristen Vance (Def. Specialist)
1998 WAC	Kristen Vance (Def. Specialist^)
	Angela Knopf (Freshman^)
1996 WAC	Catie Vagneur (Freshman^)
1987 HCAC	Diane Saba (Offensive)
1985 HCAC	Sherri Danielson
1984 HCAC	Sherri Danielson

* Mountain Division ^ Pacific Division

Katelyn Steffan
2011 MW Player of the Year

Mekana Barnes
2007 MW Player of the Year

Samantha Peters
2013 MW Player of the Year

Dana Cranston
2012 MW Player of the Year

ALL-CONFERENCE

2013 MW
- Adrianna Culbert
- Deedra Foss
- Samantha Peters
- Kelsey Snider

2012 MW
- Dana Cranston
- Deedra Foss
- Brieon Paige
- Megan Plourde

2011 MW
- Dana Cranston
- Brieon Paige
- Megan Plourde
- Katelyn Steffan

2010 MW
- Danielle Minch
- Megan Plourde
- Evan Sanders

2009 MW
- Katelin Batten
- Danielle Minch
- Tessa Nelson
- Megan Plourde
- Evan Sanders

2008 MW
- Mekana Barnes
- Ashley Fornstrom
- Tessa Nelson

2007 MW
- Mekana Barnes
- Ashley Fornstrom
- Tonya Mokelki
- Jaime Strauss

2006 MW
- Mekana Barnes
- Tonya Mokelki

2005 MW
- Casey Bauer
- Dre Downs
- Tess Rogers

2004 MW
- Melissa Courtney
- Dre Downs
- Bri Frech
- Tess Rogers
- Katie Jo Shirley-Cahoon

2003 MW
- Melissa Courtney
- Tess Rogers
- Katie Jo Shirley

2002 MW
- Melissa Courtney
- Lindsey Kerr
- Michelle Knox
- Tess Rogers
- Katie Jo Shirley

2001 MW
- Courtney Cox
- Angela Knopf
- Allison Peckham
- Soraya Santos

2000 MW
- Courtney Cox
- Summer Jennings
- Angela Knopf
- Allison Peckham
- Soraya Santos

1999 MW
- Angela Knopf, 1st Team
- Catie Vagneur, 1st Team
- Kristen Vance, 1st Team
- Courtney Cox, 2nd Team
- Allison Peckham, 2nd Team

1998 WAC Mountain
- Angela Knopf, 1st Team
- Catie Vagneur, 1st Team
- Esther Langley, 2nd Team

1997 WAC Mountain
- Janie Penfield, 1st Team
- Rainie Rogers, 1st Team
- Judy Rexroth, 2nd Team
- Analisa Saylor, 2nd Team
- Kristen Vance, 2nd Team
- Kristen Vance, 2nd Team Def. Specialist

1996 WAC Pacific
- Judy Rexroth, 1st Team
- Rainie Rogers, 1st Team
- Analisa Saylor, 2nd Team
- Kristen Vance, 2nd Team Def. Specialist

1995 WAC
- Analisa Saylor, 1st Team
- Melanie Williams, 1st Team

1993 WAC
- Kristen Walton, 2nd Team

1991 WAC
- Carrie Appleman, 2nd Team
- Kristen Walton, 2nd Team

1990 WAC
- Jill Johnson, 1st Team

1989 WAC
- Jill Johnson, 1st Team
- Angie Miller, 1st Team

1988 HCAC
- Cindy Cox, 1st Team
- Angie Miller, 1st Team
- Stephanie Montgomery, 1st Team
- Jill Johnson, Honorable Mention

1987 HCAC
- Angie Knox, 1st Team
- iane Saba, 1st Team
- Cindy Cox, 2nd Team
- Jill Johnson, Honorable Mention

1986 HCAC
- Angie Knox, 1st Team
- Diane Saba, 1st Team
- Cindy Cox, 2nd Team

1985 HCAC
- Sherri Danielson, 1st Team
- Cindy Cox, 2nd Team
- Lori McMillan, 2nd Team
- Lorri Smith, 2nd Team
- Angie Knox, Honorable Mention
- Diane Saba, Honorable Mention

1984 HCAC
- Sherri Danielson, 1st Team
- Robin Wilson, 1st Team
- Laurie Wulf, 2nd Team

1983 HCAC
- Sue Nitchman, 1st Team
- Sherri Danielson, 2nd Team
- Robin Wilson, 2nd Team

1982 HCAC
- Sue Nitchman, 1st Team

1979 AIAW Dist. VII
- Luaine Holen, 2nd Team

1978 AIAW Dist. VII
- Lori Utley, 1st Team
- Sue Midland, 2nd Team
- Stephanie Montgomery, 1st Team
- Jill Johnson, Honorable Mention

ALL-MW CHAMPIONSHIPS

2011
- Katelyn Steffan, MVP
- Izzy Gaulia, Libero
- Dana Cranston
- Brieon Paige

2006
- Jaime Strauss, MVP
- Mekana Barnes
- Ashley Fornstrom

2005
- Katherine Whitney, Libero

2004
- Melissa Courtney, MVP & Setter
- Dre Downs
- Bri Frech
- Katie Jo Shirley-Cahoon

2003
- Tess Rogers, MVP
- Melissa Courtney, Setter
- Bri Frech
- Becky Sarauer

2002
- Melissa Courtney

2001
- Allison Peckham, Setter
- Courtney Cox
- Angela Knopf

2000
- Allison Peckham, Setter
- Courtney Cox
- Angela Knopf

1999
- Catie Vagneur, MVP
- Allison Peckham, Setter
- Courtney Cox
- Summer Jennings
- Angela Knopf
- Kristen Vance, Def. Specialist

* MW Championships ran from 1999-06, '11

The Rams have earned respect nationwide as one of the most consistent and successful programs in NCAA history. In fact, CSU has been ranked in 250 of the AVCA's 462 all-time top-25 polls. Only 13 teams, entering 2014, have been ranked more frequently than the Rams. What's more, CSU has been ranked in the final AVCA poll 16 of 32 seasons, including five of the last six since 2008, which ranks 15th.

CSU's highest-ever ranking was No. 3, in September and October 2000, shortly after the Rams took down No. 1 UCLA. CSU's best overall finish to a season was No. 6 in 1987. The Rams have been ranked in the top 10 a total of 63 weeks, 19th-most in the NCAA.

They have finished the season ranked in the top 10 four times (1984, 1987, 2000 and 2001), and are one of just 24 teams to ever be ranked in the top three.

CSU's record when ranked

- CSU is 429-127 all-time while ranked, including:
  - 242-29 at home
  - 133-70 on the road
  - 54-28 at a neutral site
  - 358-96 while ranked in the top 20
  - 122-24 while ranked in the top 10
  - 54-71 vs. ranked teams (while CSU is also ranked)
    - 34-18 vs. ranked teams at home
    - 12-36 vs. ranked teams on the road
    - 8-17 at a neutral site
    - 19-54 when playing a higher-ranked team
    - 35-17 when playing a lower-ranked team

CSU against ranked teams

- CSU is 68-149 against ranked teams, regardless if the Rams are ranked or not, including:
  - 45-45 at home
  - 13-77 on the road
  - 10-27 at a neutral site
  - 16-72 vs. top-10 teams

Hilbert against ranked teams

- 40-48 overall
  - 25-12 at home
  - 9-28 on the road
  - 6-8 at a neutral site

Highest Final Ranking

1.	6	1987
2.	10	2001
	10	2000
	10	1984
5.	12	1999

Most Consecutive Weeks Ranked

1.	57	1983 Final-10/4/88
2.	51	1999 Preseason-9/16/02
3.	28	9/29/03-2004 Final
4.	27	11/16/09-10/3/11
5.	26	10/1/07-2009 Preseason

Most Consecutive Weeks Unranked

1.	38	2005 Preseason-10/1/07
2.	34	10/17/89-9/22/92
3.	30	11/16/93-1996 Preseason
4.	21	1982 Preseason (first poll)-1983 Final
5.	19	9/23/02-9/29/03

Top-10 Wins - Home

- No. 3 BYU 1987
- No. 4 Nebraska 1987
- No. 5 Nebraska 2011
- No. 5 BYU 1997
- No. 6 Washington 2009
- No. 8 Florida 2008
- No. 8 BYU 1999
- No. 8 New Mexico 1992
- No. 9 LSU 1990

Top-10 Wins - Road/Neutral

- vs. No. 1 UCLA (N-Gainesville) 2000
- vs. No. 4 Arizona (N-Stockton) 2000
- vs. No. 8 Texas (N-San Jose) 1984
- vs. No. 9 Utah (N-Las Vegas) 2006
- at No. 9 Florida 2000
- at No. 9 BYU 1999
- vs. No. 10 Pacific (N-Stockton) 1988

MOST FREQUENTLY-RANKED TEAMS

Rank	Team	Weeks
T-1.	Nebraska	462 (all)
T-1.	Stanford	462 (all)
3.	Hawai'i	458
T-4.	UCLA	443
T-4.	USC	443
6.	Penn State	412
7.	Texas	404
8.	Florida	352
9.	BYU	319
10.	UC Santa Barbara	296
11.	Arizona	282
12.	Pacific	280
13.	Long Beach State	279
14.	Colorado State	250
15.	Illinois	248
T-16.	Ohio State	244
T-16.	Washington	244
18.	Minnesota	235
19.	Pepperdine	226
20.	Wisconsin	212
21.	San Diego	201
22.	California	180
23.	Texas A&M	177
24.	Kansas State	165
25.	Oregon	154

YEARS IN FINAL TOP-25 POLL

Rank	Team	Years
T-1.	Nebraska	32
T-1.	Stanford	32
3.	Hawai'i	31
4.	USC	30
T-5.	UCLA	29
T-5.	Penn State	29
7.	Texas	28
8.	BYU	23
9.	Florida	22
T-10.	Pacific	20
T-10.	UC Santa Barbara	20
12.	Ohio State	19
13.	Long Beach State	18
14.	Arizona	17
T-15.	Colorado State	16
T-15.	Illinois	16
T-15.	Washington	16
18.	Pepperdine	15
19.	Wisconsin	14
T-20.	California	13
T-20.	Minnesota	13
T-22.	Texas A&M	12
T-22.	Kansas State	12
T-22.	San Diego	12
T-22.	Purdue	12

WEEKS RANKED IN TOP 10

Rank	Team	Weeks
1.	Nebraska	418
2.	Stanford	412
3.	Hawai'i	354
4.	UCLA	326
5.	Penn State	296
T-6.	USC	291
T-6.	Texas	291
8.	Florida	279
9.	Pacific	189
10.	Long Beach State	175
11.	Washington	154
12.	BYU	123
13.	UC Santa Barbara	105
14.	Illinois	103
15.	Minnesota	95
16.	Wisconsin	88
17.	California	84
18.	Arizona	68
19.	Colorado State	63
20.	San Diego State	54
21.	Pepperdine	53
22.	Ohio State	48
23.	Kentucky	43
24.	San José State	41
25.	Cal Poly	39

ALL-TIME TEAMS RANKED IN TOP 3

Team	Highest Rank
Arizona	3, last on 9/24/01
BYU	1, last on 1986 final poll
Cal Poly	1, on 10/22/85
California	1, last on 9/19/11
Colorado State	3, last on 10/23/00
Florida	1, last on 12/3/96
Hawai'i	1, last on 11/22/04
Illinois	1, last on 10/17/11
Long Beach State	1, last on 12/3/01
Michigan State	3, last on 1996 preseason poll
Minnesota	1, last on 9/27/04
Nebraska	1, last on 9/10/12
Oregon	2, on 2012 final poll
Pacific	1, last on 9/27/99
Penn State	1, last on 2013 final poll
San Diego	2, last on 9/16/13
San Diego State	1, last on 10/28/86
San José State	1, last on 9/30/86
USC	1, last on 10/14/13
Stanford	1, last on 11/12/12
Texas	1, last on 12/2/13
UCLA	1, last on on 9/17/12
Washington	1, last on 9/30/13
Wisconsin	2, on 2013 final poll

ANNUAL RPI RANKINGS

2013	23
2012	35
2011	27
2010	22
2009	19
2008	21
2007	27
2006	34
2005	41
2004	23
2003	11
2002	47
2001	17

Colorado State is one of eight teams nationally to be ranked in the top 50 of each season's RPI ranking. The other teams are: UCLA, Florida, Hawai'i, Nebraska, Penn State, USC and Stanford.

1982 AVCA/Tachikara Coaches Top 20 Poll

Date	Rank
Preseason	NR
9/20/82	NR
10/15/82	NR
10/18/82	NR
11/1/82	NR
11/15/82	NR
11/29/82	NR
Final	NR

1983 AVCA/Tachikara Coaches Top 20 Poll

Date	Rank
Preseaon	NR
9/12/82	NR
9/19/83	NR
9/26/83	NR
10/3/83	NR
10/10/83	NR
10/17/83	NR
10/24/83	NR
10/31/83	NR
11/7/83	NR
11/14/83	NR
11/21/83	NR
11/28/83	NR
Final	20

1984 AVCA/Tachikara Coaches Top 20 Poll

Date	Rank
Preseason	15
9/11/84	14
9/18/84	12
9/25/84	11
10/2/84	10
10/9/84	11
10/16/84	10
10/23/84	11
10/30/84	11
11/6/84	12
11/13/84	10
11/20/84	10
Final	10

1985 AVCA/Tachikara Coaches Top 20 Poll

Date	Rank
Preseason	13
9/10/85	12
9/17/85	12
9/24/85	12
10/1/85	11
10/8/85	10
10/15/85	13
10/22/85	14
10/29/85	13
11/5/85	12
11/12/85	15
11/19/85	15
Final	15

1986 AVCA/Tachikara Coaches Top 20 Poll

Date	Rank
Preseason	18
9/9/86	16
9/16/86	14
9/23/86	13
9/30/86	15
10/7/86	14
10/14/86	14
10/21/86	14
10/28/86	14
11/4/86	18
11/11/86	19
11/18/86	19
Final	20

1987 AVCA/Tachikara Coaches Top 20 Poll

Date	Rank
9/8/87	10
9/15/87	8
9/22/87	7
9/29/87	7
10/6/87	6
10/13/87	6
10/20/87	6
10/27/87	6
11/3/87	5
11/10/87	7
11/17/87	6
Final	6

1988 AVCA/Tachikara Coaches Top 20 Poll

Date	Rank
9/6/88	10
9/13/88	13
9/20/88	15
9/27/88	18
10/4/88	19
10/11/88	NR
10/18/88	NR
10/25/88	NR
11/1/88	NR
11/8/88	NR
11/15/88	NR
Final	NR

1989 AVCA/Tachikara Coaches Top 20 Poll

Date	Rank
9/12/89	18
9/19/89	17
9/26/89	17
10/3/89	17
10/10/89	20
10/17/89	NR
10/24/89	NR
10/31/89	NR
11/7/89	NR
11/14/89	NR
Final	NR

1990 AVCA/Tachikara Coaches Top 20 Poll

Date	Rank
Preseason	NR
9/11/90	NR
9/18/90	NR
9/25/90	NR
10/2/90	NR
10/9/90	NR
10/16/90	NR
10/23/90	NR
10/30/90	NR
11/6/90	NR
11/13/90	NR
Final	NR

1990 AVCA/Tachikara Coaches Top 20 Poll

Date	Rank
Preseason	NR
9/10/91	NR
9/17/91	NR
9/24/91	NR
10/1/91	NR
10/8/91	NR
10/15/91	NR
10/22/91	NR
10/29/91	NR
11/5/91	NR
11/12/91	NR
11/19/91	NR
Final	NR

1992 AVCA/Tachikara Coaches Top 25 Poll

Date	Rank
Preseason	NR
9/8/92	NR
9/15/92	NR
9/22/92	25
9/29/92	25
10/6/92	22
10/13/92	24
10/20/92	NR
10/27/92	NR
11/3/92	NR
11/10/92	NR
11/17/92	25
Final	NR

1993 AVCA/Tachikara Coaches Top 25 Poll

Date	Rank
Preseason	NR
9/7/93	NR
9/14/93	23
9/21/93	19
9/28/93	19
10/5/93	20
10/12/93	19
10/19/93	19
10/26/93	20
11/2/93	24
11/9/93	24
11/16/93	NR
Final	NR

1994 AVCA/Tachikara Coaches Top 25 Poll

Date	Rank
9/6/94	NR
9/13/94	NR
9/20/94	NR
9/27/94	NR
10/4/94	NR
10/11/94	NR
10/18/94	NR
10/25/94	NR
11/1/94	NR
11/8/94	NR
11/15/94	NR
Final	NR

1995 USA TODAY/AVCA Coaches Top 25 Poll

Date	Rank
9/5/95	NR
9/12/95	NR
9/19/95	NR
9/26/95	NR
10/3/95	NR
10/10/95	NR
10/17/95	NR
10/24/95	NR
10/31/95	NR
11/7/95	NR
11/14/95	NR
11/21/95	NR
11/28/95	NR
12/5/95	NR
12/12/95	NR
Final	NR

1996 USA TODAY/AVCA Coaches Top 25 Poll

Date	Rank
Preseason	NR
9/3/96	25
9/10/96	24
9/17/96	21
9/24/96	24
10/1/96	25
10/8/96	NR
10/15/96	NR
10/22/96	NR
10/29/96	NR
11/5/96	NR
11/12/96	NR
11/19/96	NR
11/26/96	NR
12/3/96	NR
Final	NR

1997 USA TODAY/AVCA Coaches Top 25 Poll

Date	Rank
Preseason	24
9/2/97	24
9/9/97	24
9/16/97	24
9/23/97	22
9/30/97	20
10/7/97	20
10/14/97	18
10/21/97	18
10/28/97	19
11/4/97	17
11/11/97	17
11/18/97	20
11/25/97	20
12/2/97	21
Final	19

1998 USA TODAY/AVCA Coaches Top 25 Poll

Date	Rank
Preseason	NR
9/8/98	NR
9/15/98	NR
9/22/98	NR
9/29/98	NR
10/6/98	NR
10/13/98	NR
10/20/98	NR
10/27/98	24
11/3/98	NR
11/10/98	NR
11/17/98	NR
11/24/98	NR
12/1/98	NR
Final	NR

1999 USA TODAY/AVCA Coaches Top 25 Poll

Date	Rank
Preseason	24
9/6/99	19
9/13/99	17
9/20/99	17
9/27/99	15
10/4/99	15
10/11/99	14
10/18/99	15
10/25/99	12
11/1/99	11
11/8/99	11
11/15/99	11
11/22/99	12
11/29/11	11
Final	12

2000 USA TODAY/AVCA Coaches Top 25 Poll

Date	Rank
Preseason	13
9/4/00	7
9/11/00	4
9/18/00	4
9/25/00	3
10/2/00	3
10/9/00	3
10/16/00	3
10/23/00	3
10/30/00	6
11/6/00	5
11/13/00	4
11/20/00	6
11/27/00	6
12/4/00	6
Final	10

2001 USA TODAY/AVCA Coaches Top 25 Poll

Date	Rank
Preseason	14
9/3/01	12
9/10/01	11
9/17/01	11
9/24/01	10
10/1/01	9
10/8/01	8
10/15/01	8
10/22/01	8
10/29/01	6
11/5/01	8
11/12/01	8
11/19/01	10
11/26/01	9
12/3/01	9
Final	10

2002 USA TODAY/AVCA Coaches Top 25 Poll

Date	Rank
Preseason	18
9/2/02	18
9/9/02	17
9/16/02	25
9/23/02	NR
9/30/02	NR
10/7/02	NR
10/14/02	NR
10/21/02	NR
10/28/02	NR
11/4/02	NR
11/11/02	NR
11/18/02	NR
11/25/02	NR
12/2/02	NR
12/9/02	NR
Final	NR

2003 USA TODAY/AVCA Coaches Top 25 Poll

Date	Rank
Preseason	NR
9/1/03	NR
9/8/03	NR
9/15/03	NR
9/22/03	NR
9/29/03	NR
9/29/03	25
10/6/03	22
10/13/03	20
10/20/03	18
10/27/03	16
11/3/03	15
11/10/03	15
11/17/03	14

11/24/03	12
12/1/03	12
12/8/03	12
Final	14

2004 USA TODAY/CSTV Coaches Top 25 Poll, as selected by the AVCA

Date	Rank
Preseason	11
9/6/04	10
9/13/04	11
9/20/04	9
9/27/04	9
10/4/04	7
10/11/04	7
10/18/04	9
10/25/04	9
11/1/04	9
11/8/04	10
11/15/04	8
11/22/04	9
11/29/04	9
12/6/04	16
Final	19

2005 CSTV/AVCA Coaches Top 25 Poll

Date	Rank
Preseason	NR
9/5/05	NR
9/12/05	NR
9/19/05	NR
9/26/05	NR
10/3/05	NR
10/10/05	NR
10/17/05	NR
10/24/05	NR
10/31/05	NR
11/7/05	NR
11/14/05	NR
11/21/05	NR
11/28/05	NR
12/5/05	NR
Final	NR

2006 CSTV/AVCA Coaches Top 25 Poll

Date	Rank
Preseason	NR
9/4/06	NR
9/11/06	NR
9/18/06	NR
9/25/06	NR
10/2/06	NR
10/9/06	NR
10/16/06	NR
10/23/06	NR
10/30/06	NR
11/6/06	NR
11/13/06	NR
11/20/06	NR
11/27/06	NR
12/4/06	NR
Final	NR

2007 CSTV/AVCA Coaches Top 25 Poll

Date	Rank
Preseason	NR
8/27/07	NR
9/3/07	NR
9/10/07	NR
9/17/07	NR
9/24/07	NR
10/1/07	25
10/8/07	23
10/15/07	21
10/22/07	18
10/29/07	20
11/5/07	18
11/12/07	17
11/19/07	20
11/26/07	21
12/3/07	NR
Final	NR

2008 Bison/AVCA Coaches Top 25 Poll

Date	Rank
Preseason	17
9/1/08	17
9/8/08	21
9/15/08	15
9/22/08	13
9/29/08	12
10/6/08	13
10/13/08	13
10/20/08	16
10/27/08	14
11/3/08	13
11/10/08	16
11/17/08	15
11/24/08	19
12/1/08	22
Final	24

2009 AVCA Coaches Top 25 Poll

Date	Rank
Preseason	24
8/31/09	NR
9/7/09	NR
9/14/09	NR
9/21/09	NR
9/28/09	NR
10/5/09	NR
10/12/09	NR
10/19/09	25
10/26/09	NR
11/2/09	NR
11/9/09	NR
11/16/09	25
11/23/09	23
11/30/09	25
Final	17

2010 AVCA Coaches Top 25 Poll

Date	Rank
Preseason	17
8/30/10	15
9/6/10	15
9/13/10	14
9/20/10	18
9/27/10	18
10/4/10	17
10/11/10	16
10/18/10	15
10/25/10	14
11/1/10	14
11/8/10	13
11/15/10	15
11/22/10	14
11/29/10	17
Final	16

2011 AVCA Coaches Top 25 Poll

Date	Rank
Preseason	15
8/29/11	15
9/5/11	14
9/12/11	19
9/19/11	20
9/26/11	21
10/3/11	23
10/10/11	NR
10/17/11	NR
10/24/11	25
10/31/11	24
11/7/11	23
11/14/11	NR
11/21/11	NR
Final	25

2012 AVCA Coaches Top 25 Poll

Date	Rank
Preseason	25
8/27/12	24
9/3/12	NR
9/10/12	NR
9/17/12	NR
9/24/12	NR
10/1/12	NR
10/8/12	NR
10/22/12	NR
10/29/12	NR
11/5/12	NR
11/12/12	NR
11/19/12	NR
Final	NR

2013 AVCA Coaches Top 25 Poll

Date	Rank
Preseason	NR
9/2/13	NR
9/9/13	NR
9/16/13	22
9/23/13	19
9/30/13	17
10/7/13	13
10/14/13	12
10/21/13	12
10/28/13	9
11/4/13	10
11/11/13	10
11/18/13	10
11/25/13	9
12/2/13	12
Final	21

Preseason Rankings

The Rams have been ranked in the AVCA Division I Coaches Preseason Top 25 Poll 16 times out of 28 years, including 13 of 18 under Head Coach Tom Hilbert and six of the last seven since 2008.

- 12 of the 15 times CSU has been ranked in the preseason poll, prior to 2014, the team has also been ranked in the season's final poll.
- On nine occasions, CSU has finished the season higher than where it started.
- CSU's best preseason ranking was No. 10, under former coach Rich Feller, in 1988.
- Hilbert's highest preseason ranking came in 2004, when CSU was placed at No. 11 on the list.
- The Rams have been ranked or receiving votes all 18 seasons under Hilbert, including a No. 18 ranking in 2014.

Highest Preseason Rankings

1.	10	1988
2.	11	2004
3.	13	2000
	13	1985
5.	14	2001

2014 AVCA DIVISION I COACHES PRESEASON TOP 25 POLL

Rank	Team	Points	'13 Record	'13 Final Rank
1.	Penn State (32)	1,417	32-2	1
2.	Texas (11)	1,389	27-3	3
3.	Stanford (7)	1,356	27-6	5
4.	Washington	1,280	30-3	4
5.	Southern California (2)	1,272	29-6	6
6.	**Wisconsin (8)**	**1,264**	**28-10**	**2**
7.	Nebraska	1,149	26-7	7
8.	Purdue	980	23-12	8
9.	**BYU**	**924**	**24-7**	**13**
10.	Florida	897	28-4	15
11.	Illinois	813	18-15	16
12.	Minnesota	802	28-7	10
13.	Florida State	695	26-8	11
14.	San Diego	628	26-4	9
15.	Missouri	547	35-1	12
16.	Michigan State	494	23-12	14
17.	Hawai'i	481	25-5	18
18.	**COLORADO STATE**	**472**	**28-2**	**21**
19.	Kentucky	452	22-9	20
20.	North Carolina	378	27-5	25
21.	Duke	361	28-5	22
22.	Kansas	232	26-8	17
23.	Creighton	184	23-9	NR
24.	American	134	32-3	19
25.	**Arizona State**	**129**	**19-14**	**NR**

Others Receiving Votes: Oregon, 115; Oklahoma, 114; California, 111; **Marquette, 102**; Arizona, 60; Iowa State, 59; LSU, 52; Colorado, 32; **UC Santa Barbara, 26**; Michigan, 23; UCLA, 23; Cal State Northridge, 19; Long Beach State, 11; **New Mexico, 9**; UT San Antonio, 3. **BOLD = 2014 opponent**

226-28 record at Moby Arena under Head Coach Tom Hilbert (.890)

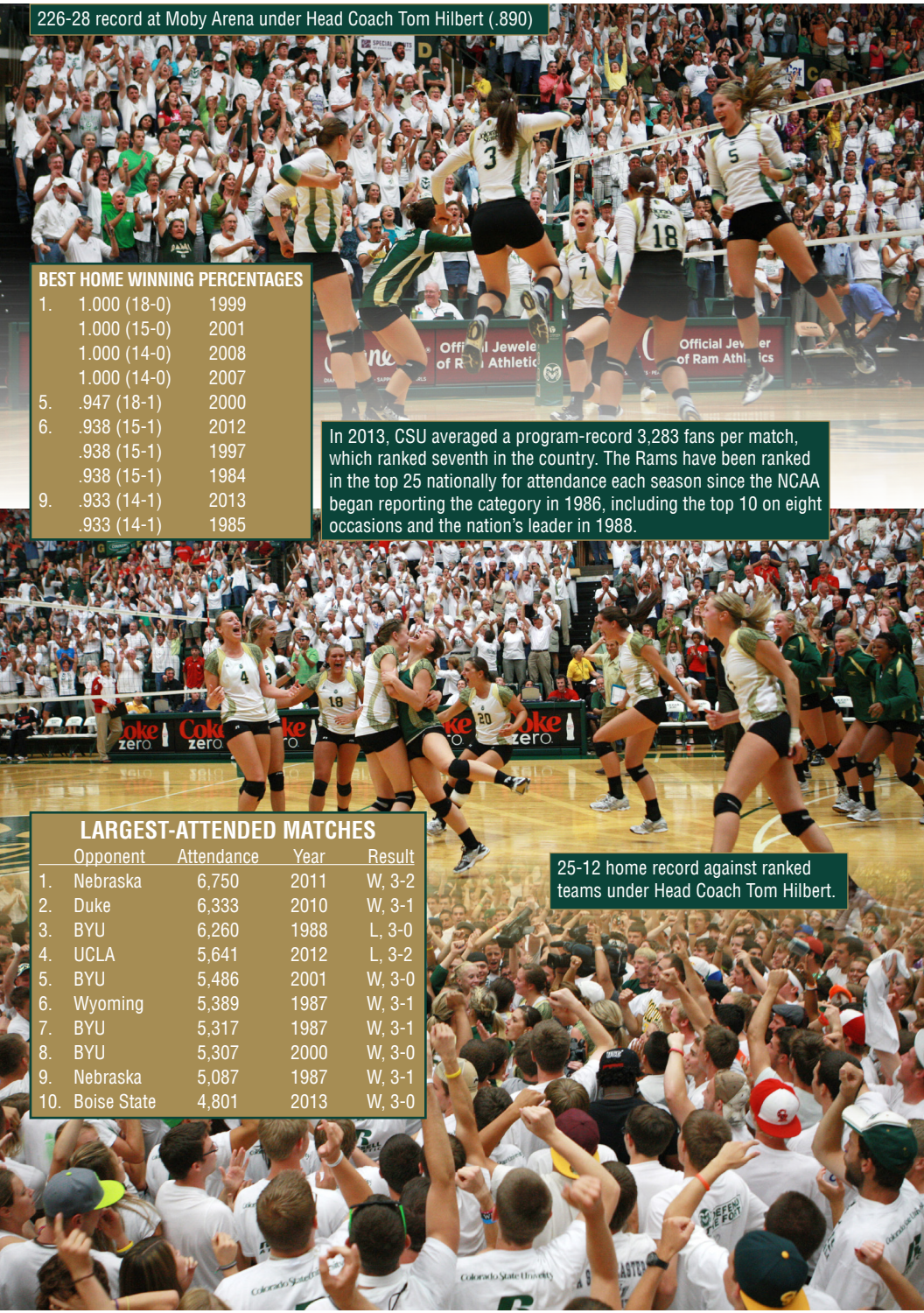

BEST HOME WINNING PERCENTAGES

1.	1.000 (18-0)	1999
	1.000 (15-0)	2001
	1.000 (14-0)	2008
	1.000 (14-0)	2007
5.	.947 (18-1)	2000
6.	.938 (15-1)	2012
	.938 (15-1)	1997
	.938 (15-1)	1984
9.	.933 (14-1)	2013
	.933 (14-1)	1985

In 2013, CSU averaged a program-record 3,283 fans per match, which ranked seventh in the country. The Rams have been ranked in the top 25 nationally for attendance each season since the NCAA began reporting the category in 1986, including the top 10 on eight occasions and the nation's leader in 1988.

LARGEST-ATTENDED MATCHES

	Opponent	Attendance	Year	Result
1.	Nebraska	6,750	2011	W, 3-2
2.	Duke	6,333	2010	W, 3-1
3.	BYU	6,260	1988	L, 3-0
4.	UCLA	5,641	2012	L, 3-2
5.	BYU	5,486	2001	W, 3-0
6.	Wyoming	5,389	1987	W, 3-1
7.	BYU	5,317	1987	W, 3-1
8.	BYU	5,307	2000	W, 3-0
9.	Nebraska	5,087	1987	W, 3-1
10.	Boise State	4,801	2013	W, 3-0

25-12 home record against ranked teams under Head Coach Tom Hilbert.

Head Coach Tom Hilbert doesn't shy away when talking about Moby Arena – the home court of the Colorado State volleyball program – calling it the greatest volleyball venue in America. It is one of the most distinctive and effective home-court playing facilities in the nation. Thanks to its dedicated fans, Moby Arena is home to crowds and winning percentages matched by few programs across the country.

NCAA tournament host 11 seasons, including the 2008 Regional Finals.

41-0 record under Hilbert against Colorado's four other Division I teams.

BEST HOME WINNING PERCENTAGES SINCE 2011

1.	Texas	.957
2.	Florida State	.949
3.	Penn State	.939
4.	**COLORADO STATE**	**.930**
	USC	.930
	Western Kentucky	.930
7.	Nebraska	.918
8.	Duquesne	.914
9.	North Carolina	.911
10.	Washington	.907

TOP-10 WINS AT HOME

No. 3	BYU	1987
No. 4	Nebraska	1987
No. 5	Nebraska	2011
No. 5	BYU	1997
No. 6	Washington	2009
No. 8	Florida	2008
No. 8	BYU	1999
No. 8	New Mexico	1992
No. 9	LSU	1990

MOST CONSECUTIVE HOME WINS

1.	44	Sept. 18, 1998-Nov. 18, 2000
2.	21	Sept. 27, 2012-Nov. 15, 2013
	21	Sept. 27, 2007-Nov. 16, 2008
4.	20	Dec. 1, 2000-Sept. 5, 2002
5.	18	Sept. 11, 1985-Sept. 13, 1986

A Mountain West-record 6,750 fans packed Moby Arena on Sept. 2, 2011, to witness No. 15 CSU come from behind and defeat No. 5 Nebraska in five sets.

ACADEMIC EXCELLENCE

Not only is CSU volleyball one of the nation's leaders on the court, but the Rams also get it done in the classroom. During the 2013-14 academic year, the Rams achieved a 3.28 combined GPA, and nine players earned Mountain West Academic All-Conference honors. A year prior, in 2012-13, Dana Cranston became the program's third-ever Academic All-American. She was one of a program-record six Mountain West Scholar-Athletes, an accolade given to those with a 3.5 cumulative GPA or higher. Since 1987, the program's student-athletes have earned 110 all-conference honors for their academic success, including 43 in the past five years.

ACADEMIC ALL-AMERICA

2012
Dana Cranston, 2nd Team

2001
Angela Knopf, 2nd Team

2000
Angela Knopf, 3rd Team

MENCIMER MEMORIAL AWARD

2007
Katherine Whitney

2002
Allison Peckham

1990
Cindy Nelson

1988
Patty Hanrahan

1985
Robin Wilson

MW SCHOLAR-ATHLETE

2013-14
Jaime Colaizzi
Michelle Smith

2012-13
Jaime Colaizzi
Dana Cranston
Adrianna Culbert
Izzy Gaulia
Anastassia Koutchouk
Michelle Smith

2011-12
Dana Cranston
Carlie Foust
Izzy Gaulia
Michelle Smith

2010-11
Dana Cranston
Izzy Gaulia
Audrey Hemmings
Emily Koenning

2009-10
Shanna Casinelli
Dana Cranston
Izzy Gaulia
Audrey Hemmings
Lisa Weintraub

2008-09
Audrey Hemmings
Lisa Weintraub

2007-08
Audrey Hemmings

2006-07
Katherine Whitney

2005-06
Katherine Whitney

2004-05
Katherine Whitney

2003-04
Bri Frech

ACADEMIC ALL-CONFERENCE

2013 MW
Acacia Andrews
Jaime Colaizzi
Adrianna Culbert
Cassidy Denny
Michelle Lawrence
Samantha Peters
Marlee Reynolds
Michelle Smith
Kelsey Snider

2012 MW
Jaime Colaizzi
Dana Cranston
Adrianna Culbert
Izzy Gaulia
Anastassia Koutchouk
Samantha Peters
Megan Plourde
Marlee Reynolds
Michelle Smith

2011 MW
Dana Cranston
Carlie Foust
Izzy Gaulia
Samantha Peters
Megan Plourde
Marlee Reynolds
Michelle Smith

2010 MW
Dana Cranston
Izzy Gaulia
Audrey Hemmings
Emily Koenning
Megan Plourde
Evan Sanders
Michelle Smith
Katelyn Steffan

2009 MW
Katelin Batten
Shanna Casinelli
Dana Cranston
Izzy Gaulia
Audrey Hemmings
Emily Koenning
Tessa Nelson
Megan Plourde

Evan Sanders
Lisa Weintraub

2008 MW
Katelin Batten
Audrey Hemmings
Emily Koenning
Tessa Nelson
Crystin Rodrick

2007 MW
Jacque Davisson
Audrey Hemmings
Tonya Mokelki
Tessa Nelson
Crystin Rodrick

2006 MW
Lindsey Hillegass
Tonya Mokelki
Katherine Whitney

2005 MW
Tonya Mokelki
Tess Rogers
Jaime Strauss
Katherine Whitney

2004 MW
Melissa Courtney
Bri Frech
Tonya Mokelki
Becky Sarauer
Katie Jo Shirley-Cahoon
Katherine Whitney

2003 MW
Melissa Courtney
Bri Frech

2001 MW
Emily Darger
Angela Knopf
Allison Peckham

2000 MW
Emily Darger
Angela Knopf
Allison Peckham
Katherine Pettit
Krista Swartzendruber

1999 MW
Emily Darger
Angela Knopf
Shauna Metschke
Allison Peckham
Katherine Pettit
Krista Swartzendruber

1998 WAC
Esther Langley
Katherine Pettit
Krista Swartzendruber

1997 WAC
Esther Langley
Rainie Rogers

1996 WAC
Esther Langley
Rainie Rogers

1995 WAC
Rainie Rogers
Melanie Williams

1994 WAC
Kellie Barnes
Betsy Flenniken
Wendy Herb

1993 WAC
Wendy Herb
Ginger Kidd

1992 WAC
Ginger Kidd

1991 WAC
Anissia Belikoff
Erin Daniel

1990 WAC
Anissia Belikoff, 1st Team
Joanne Sampson, 2nd Team

1989 HCAC
Anissia Belikoff
Cindy Nelson

1988 HCAC
Anissia Belikoff
Anne Burgess
Cindy Nelson

1987 HCAC
Patty Hanrahan
Cindy Nelson
Joanne Sampson
Tracy Smith

Mencimer Memorial Award - Annual award given to CSU's top scholar-athlete.

MW Scholar-Athlete - Established in 2003-04, the highest academic honor bestowed by the conference; is awarded to student-athletes with a 3.5 cumulative GPA or higher.

Academic All-MW - Given to student-athletes with a cumulative GPA above 3.0 and who have competed in at least 50 percent of her team's contest that season.



Colorado State has a history of not only developing outstanding players in Fort Collins, but for many, that extends to a professional career in volleyball. Three members of the 2012 senior class went on to play professionally. Additionally, 2001 graduate Soraya Santos begins her 13th season of professional ball this fall, the longest-tenured athlete in program history.

"We've helped give these players the opportunity to further their careers on a professional stage, which is really fun for me," Head Coach Tom Hilbert said. "It's a big part of their lives and a time they'll cherish, and for some people, like Soraya, it's their career and their life. I'm proud that we've had so many players play professionally, and I think that speaks to the development we provide at Colorado State. I even like to get over there and share it with them when I can."

Recent graduates Dana Cranston (bottom right) and Megan Plourde (bottom left) are two of four former Rams who played professionally in 2014. They are joined by Brieon Paige and Soraya Santos (above attacking), who begins her 13th season overseas this fall.

Name	Years at CSU	Professional Experience
Mekana Barnes	2005-08	Spain (2010); Puerto Rico (2010-11)
Casey Bauer	2002-05	Slovenia; Denmark (2007)
Cindy Cox	1985-88	U.S. Olympic Festival (1986)
Dana Cranston	2009-12	France (2013-14); Canadian National Team (2013-14)
Sherri Danielson	1982-85	U.S. National Team (1986-89); alternate on 1988 Olympic roster; U.S. Pro League
Jacque Davisson	2007-10	Finland (2011)
Bri Frech	2003-04	France (2006)
Jo Haas	1988-91	U.S. Olympic Festival (1987, 90)
Lindsey Hillegass	2006	Denmark (2011-12)
Summer Jennings	1997-00	Austria
Jill Johnson	1987-90	U.S. Olympic Festival (1987, 89)
Angela Knopf	1998-01	AVP Tour (2003-09); U.S. National Team (2002)
Angie Knox	1984-87	U.S. Olympic Festival (1985); U.S. Pro League
Angie Miller	1988-89	U.S. National Team (1993-94; U.S. Olympic Festival (1989)
Tonya Mokelki	2004-07	Germany; Canadian National Team
Brieon Paige	2009-12	Romania (2013)
Allison Peckham	1998-01	Canadian National Team (2002)
Janie Penfield	1994-97	Finland (1998)
Megan Plourde	2009-12	Croatia (2013-14); Switzerland (2013)
Rainie Rogers	1994-97	Finland (2007-11)
Diane Saba	1983, 85-87	U.S. Olympic Festival (1985)
Evan Sanders	2008-10	France (2011)
Soraya Santos	2000-01	Spain; Portugal; France
Katherine Whitney	2004-06	Denmark; Croatia; France

* This list is as comprehensive as CSU currently has. It is still being updated with years and verified for accuracy.

NCAA TOURNAMENT ALL-REGION

2009	Tessa Nelson (Minneapolis)
2001	Becky Sarauer (Lincoln)
2000	Summer Jennings (Los Angeles)
1999	Courtney Cox (Honolulu)

AVCA NATIONAL PLAYERS OF THE WEEK

Megan Plourde	9/11/13
Mekana Barnes	9/4/07
Melissa Courtney	11/22/04
Allison Peckham	10/8/01
Kristen Walton	9/6/93
Carrie Appleman	11/18/92

CONFERENCE PLAYERS OF THE WEEK

Mekana Barnes 10/13/08; 9/22/08; 11/12/07; 9/24/07; 9/10/07; 9/4/07	6
Angela Knopf 9/24/01; 11/13/00; 9/25/00; 10/25/99; 10/20/99; 10/5/98	6
Megan Plourde 11/19/12; 11/12/12; 9/10/12; 9/5/11; 9/27/10	5
Courtney Cox 11/12/01; 10/29/01; 9/4/00; 9/6/99	4
Katelyn Steffan 10/17/11; 10/3/11; 9/15/08	3
Ashley Fornstrom 10/22/07; 10/2/06; 10/31/05	3
Dre Downs 11/15/04; 10/27/03; 9/9/02	3
Katie Jo Shirley-Cahoon 11/1/04; 11/10/03; 9/22/03	3
Deedra Foss 11/18/13; 9/9/13	2
Adrianna Culbert 11/4/13; 9/18/13	2
Danielle Minch 10/1810; 11/16/09	2
Jaime Strauss 10/1/07; 11/27/06	2
Melissa Courtney 11/22/04; 9/13/04	2
Allison Peckham 10/801; 10/2/00	2
Judy Rexroth 11/3/97; 9/18/95	2
Rainie Rogers 9/22/97; 11/4/96	2
Kristen Walton 10/25/93; 9/6/93	2
Carrie Appleman 11/16/92; 9/14/92	2
Jill Johnson 10/2/90; 9/11/90	2
Samantha Peters 9/23/13	1
Dana Cranston 10/1/12	1
Brieon Paige 10/31/11	1
Tessa Nelson 9/29/08	1
Katherine Whitney 11/14/05	1
Casey Bauer 11/7/05	1
Bri Frech 10/4/04	1
Tess Rogers 10/2/03	1
Lindsey Kerr 11/10/02	1
Michelle Knox 11/3/02	1
Soraya Santos 11/26/01	1
Catie Vagneur 10/26/98	1
Janie Penfield 10/21/96	1
Ginger Kidd 9/13/93	1
Jo Haas 9/2/91	1

NCAA WOMAN OF THE YEAR

Dana Cranston	2013 (conf. nominee)
Angela Knopf	2002 (finalist)

SENIOR CLASS AWARD

Dana Cranston	2012 (finalist)

SPORTSWOMEN OF COLORADO

Samantha Peters	2014
Katelyn Steffan	2012
Danielle Minch	2011, 10
Mekana Barnes	2009, 08
Angela Knopf	2001
Tom Hilbert (coach)	2001
Catie Vagneur	2000
Diane Saba	1988
Rich Feller (coach)	1988

VIRGINIA K. FRANK AWARD

Dana Cranston	2013
Katelyn Steffan	2012
Danielle Minch	2011
Mekana Barnes	2009
Dre Downs	2006
Angela Knopf	2002
Catie Vagneur	2000
Diane Saba	1988
Sherri Danielson	1986
Sue Nitchman	1984

"FUM" McGRAW AWARD

Izzy Gaulia	2013
Angela Knopf	2002

VOLLEYBALL MAGAZINE FAB-50

Kaila Thomas	2011
Danielle Minch	2007
Jaime Strauss	2005
Tess Rogers	2002
Dre Downs	2001
Katie Jo Shirley	2000
Courtney Cox	1998
Angela Knopf	1998
Summer Jennings	1997
Katherine Pettit	1995
Analisa Saylor	1994
Betsy Flenniken	1993
Marni Hichborn	1992
Eileen Bermundo	1990
Carrie Appleman	1989
Jo Haas	1987
Angie Miller	1987
Jill Johnson	1986

HIGH SCHOOL ALL-AMERICA

Crystin Rodrick	2007
Sydney Blancarte	2004
Ashley Fornstrom	2004
Jaime Strauss	2004
Dre Downs	2000
Angela Knopf	1997
Katherine Pettit	1995
Nalani Yamashita	1991
Jo Haas	1987
Angie Miller	1987
Melissa McNally	1985

U.S. NATIONAL TEAM

Mekana Barnes	2009-10
Angie Miller	1993-94
Sherri Danielson	1986-88

CANADIAN NATIONAL TEAM

Dana Cranston	2013-
Tonya Mokelki	2008-10
Allison Peckham	2002

U.S. OLYMPIC FESTIVAL

Jo Haas	1987, 90
Jill Johnson	1987, 89
Angie Miller	1989
Cindy Cox	1986
Angie Knox	1985
Diane Saba	1985

U.S. NATIONAL A2 TEAM

Deedra Foss	2013
Brieon Paige	2012
Evan Sanders	2010
Mekana Barnes	
Courtney Cox	

CANADIAN NATIONAL A2 TEAM

Dana Cranston	2010-11
Allison Peckham	1999

AVCA REGION COACH OF THE YEAR

Tom Hilbert (Pacific North)	2013
Tom Hilbert (West)	2011
Rich Feller (South Central)	1987

CONFERENCE COACH OF THE YEAR

Tom Hilbert (MW)	2013
Tom Hilbert (MW)	2011
Tom Hilbert (MW)	2009
Tom Hilbert (MW)	2007
Tom Hilbert (MW)	2003
Tom Hilbert (MW)	2002
Tom Hilbert (MW)	2001
Tom Hilbert (MW)	2000
Tom Hilbert (MW)	1999
Tom Hilbert (WAC, Mountain)	1998

Allison Peckham
2013 Inductee

Jill Johnson-Bedard
2012 Inductee



Courtney Cox
2011 Inductee

THE CLASS OF 2013

Marne Findlay - Track & Field, Cross Country (1994-99)
Willis Holland - Wrestling (1953-56)
Ralph Hutton - Swimming (1968-71)
Allison Peckham - Volleyball (1998-01)
Joey Porter - Football (1995-98)
Bradlee Van Pelt - Football (2001-03)

THE CLASS OF 2012

Harvey Achziger - Football (1952)
Chris Adsit - Track & Field (1973)
Jill Johnson-Bedard - Volleyball (1990)
Jim Malley - Swimming & Diving (1968)
Kevin McDougal - Football (1999)
Damon Washington - Football (1997)

THE CLASS OF 2011

Courtney Cox - Volleyball (2001)
Gerry Glyde - Cross Country, Track & Field (1963)
Ray Jackson - Football (1995)
Teri Klement - Softball (1991)
Don "Lefty" Straub - Baseball (1950)

THE CLASS OF 2010

Dan Beattie - Football, Track & Field (1931)
Jennifer Buford - Softball, Women's Basketball (1999)
Katie Cronin - Women's Basketball (1999)
Sandy (Ham) Fetzer - Cross Country, Track & Field (1993)
Marshall Smith - Track & Field (1975)

THE CLASS OF 2009

Kevin Sheesley - Wrestling, Football (1982)
Jeannette (Beitz) Crawshaw - Swimming (1991)
Pat Durham - Men's Basketball (1989)
Moses Moreno - Football (1997)
Rich Bircumshaw - Hall of Honor

THE CLASS OF 2008

Richie Harris - Track & Field (1980)
Teresa (James) Hinz - Women's Basketball (1996)
Anthoney Hill - Football (1994)
Drew Loftin - Track & Field (2003)
Ollie Woods - Football, Track & Field, Wrestling (1949)
Christine Susemihl - Hall of Honor

THE CLASS OF 2007

Anthony Cesario - Football (1998)
Ron Day - Wrestling (1956)
Bob Parry - Track & Field (1976)
Liz Toman - Track & Field (2000)
Jack Upton - Football, Baseball (1979)

THE CLASS OF 2006

Bryan Berryhill - Track & Field (2001)
Ivan Dyekman - Track & Field, Football (1932)
Floyd Kerr - Basketball (1969)
Angela Knopf - Volleyball (2001)
Mark Mullaney - Football (1975)
Tom Hilbert - Hall of Honor

THE CLASS OF 2005

Mattias Borrman - Track & Field (1996)
Kristin Elliot-Fox - Swimming & Diving (1994)
Sarah Fredstrom-Secrest - Softball (1998)
Lavern (Nick) Kohls - Wrestling, Football (1962)
Brady Smith - Football (1995)
Brian Bedard - Hall of Honor
John Mattos - Hall of Honor

THE CLASS OF 2004

Stan Albert - Basketball (1958)
Shelly Borrman - Track & Field (1999)
Becky Hammon - Basketball (1999)
Sean Moran - Football (1995)
Dan Sniff - Wrestling (1955)

THE CLASS OF 2003

Nikki Johnson-Gregory - Softball (1997)
Greg Primus - Football (1992)
Rich Strong - Basketball (1986)
Jim Ranson - Football, Basketball, Baseball, Track & Field (1950)
Doug Max - Hall of Honor

THE CLASS OF 2002

Ron Baretta - Gymnastics (1969)
Cindy Cox-Bellin - Volleyball (1988)
Larry Hoffner - Basketball (1960)
Brenda Straughan-Jackson - Swimming (1977)
George Jones - Football, Basketball, Wrestling, Track & Field (1950)
Jim Henry - Hall of Honor

THE CLASS OF 2001

Mike Bell - Football (1978)
Angie Knox-Duryea - Volleyball (1987)
Greg Myers - Football (1995)
Bob Weber - Football (1956)
Dr. Harry Troxell - Hall of Honor

THE CLASS OF 2000

Alex Burl - Track & Field, Football (1954)
Kay Dalton - Football (1953)
Diane Saba-Johannsen - Volleyball, Basketball (1987)
Gary Rhoades - Basketball (1973)
Fred Oglesby - Hall of Honor

THE CLASS OF 1999

Amy Brookover-Keen - Swimming (1990)
Kevin Call - Football (1983)
Glenn Goya - Baseball (1977)
Richie Hall - Football (1982)
Eddie Hughes - Basketball (1982)
Susan Knox - Golf (1981)
Dr. Albert C. Yates - Hall of Honor



Tom Hilbert
2006 Inductee

Angela Knopf
2006 Inductee

Cindy Cox-Bellin
2002 Inductee

Angie Knox-Duryea
2001 Inductee

Diane Saba-Johannsen
2000 Inductee

Barbara Mencimer-Maxfield
1996 Inductee

THE CLASS OF 1998

Tammy Taylor-Bearly - Softball (1987)
Steve Cyphers - Football, Baseball, Wrestling (1976)
Linden King - Football (1976)
Sonny Lubick - Football (present)
John Mosley - Football, Wrestling (1942)
Fred Paoli - Football (1975)
B.C. "Bo" Cowel - Hall of Honor

THE CLASS OF 1997

Libbie Johnson-Hickman - Track & Field (1988)
Keli McGregor - Football (1984)
Joe Peters - Football, Basketball, Baseball (1939)
Tom Proulx - Gymnastics (1970)
Gil Sanchez - Wrestling (1963)

THE CLASS OF 1996

Rick Dennison - Football (1979)
Brady Keys - Football (1960)
Chet Maeda - Football, Basketball, Track & Field (1941)
Barbara Mencimer-Maxfield - Field Hockey, Track & Field, Tennis, Swimming, Basketball, Volleyball, Softball (1959)
Chuck Newcomb - Basketball (1960)
Amy Van Dyken - Swimming (1994)

THE CLASS OF 1995

Steve Bartalo - Football (1986)
Chester Cruikshank - Track & Field (1936)
Del Hessel - Track & Field (1963)
Ann Matlock - Basketball (1983)
Art Solow - Swimming & Diving (1975)
Dennis Stuehm - Basketball (1954)

THE CLASS OF 1994

Mary Harrington - Volleyball, Track & Field (1979)
Willie Miller - Football (1975)
Virginia Frank-Olson - Coach/Instructor (1966)
Bob Robbins - Gymnastics (1979)
Earlie Thomas - Football (1970)

THE CLASS OF 1993

Walter "Bus" Bergman - Football, Basketball, Baseball (1942)
Leon "Red" Eastlack - Football, Basketball, Baseball (1942)
Lillian Greene-Chamberlain - Track & Field (1963)
Kenny Hyde - Football, Basketball, Track & Field (1926)
Hal Kinard - Basketball (1956)
Oscar Reed - Football (1967)

THE CLASS OF 1992

Charles Bresnahan - Football, Basketball, Track & Field, Baseball (1920)
Gene Grenard - Wrestling (1940)
Kay McFarland - Basketball, Track & Field, Football (1961)
Dr. Nancy O'Connor - Swimming/Athletic Administrator (1977)
Fay Rankin - Football, Track & Field (1920)

THE CLASS OF 1991

Al "Bubba" Baker - Football (1978)
Fred Glick - Football (1959)
Duane Hartshorn - Football, Basketball (1921)
Marcia Middel - Swimming (1972)
Carlyle Vickers - Football, Basketball, Baseball (1929)

THE CLASS OF 1990

Don Burroughs - Football (1953)
J. Ray French - Football (1928)
Boyd Grant - Basketball (1991)
Pamela Greene - Track & Field (1977)
Don "Tuffy" Mullison - Football, Wrestling, Baseball (1949)

THE CLASS OF 1989

Norm Cable - Football (1938)
Jim David - Football, Baseball (1949)
Wendy Koenig-Knudson - Track & Field (1976)
Lawrence McCutcheon - Football (1972)
Jon Sinclair - Track & Field (1980)
Lonnie Wright - Basketball (1965)

THE CLASS OF 1988

Jack Christiansen - Football, Baseball, Track & Field (1951)
Sherri Danielson - Volleyball (1985)
Bob Davis - Football (1955)
Dale Dodrill - Football (1952)
Gary Glick - Football (1955)
Bill Green - Basketball (1963)
Harry Hughes - Football (1941)
Felix "Tippy" Martinez - Baseball (1971)
Thurman "Fum" McGraw - Football, Wrestling, Track & Field, Athletic Administrator (1986)
Glenn Morris - Track & Field, Football, Wrestling (1925)
Julius "Hans" Wagner - Football, Wrestling (1925)
Jim Williams - Basketball/Athletic Administrator (1981)

Mary Harrington
1994 Inductee

Sherri Danielson
1988 Inductee

A

AMENT, Shelly	1982
ANDREWS, Acacia	**2013-**
APPLEMAN, Carrie	1989-92
ASTARABADI, Lemia	1993

B

BAKER, Lisa	1981
BALLARD, Cynthia	1985
BARNES, Kellie	1991-94
BARNES, Mekana	2004-08
BATTEN, Katelin	2006-09
BAUER, Casey	2002-05
BELIKOFF, Anissia	1988-91
BERMUNDO, Eileen	1993-94
BESTGEN, Kaitlind	**2012-**
BLACARTE, Sydeny	2006
BLACKWELL, Nancy	1983
BOEHM, Alyson	2008
BOLDEN, Jaliyah	**2013-**
BORINI, Erin	1994-96
BRAUNSCHWEIGER, Erin	1988
BROADWATER, Cayla	2013
BRUMMETT, Tori	2010-11
BRUYN, Jennifer	1991
BUNCH, Brittany	2011
BURGESS, Anne	1988

C

CASINELLI, Shanna	2009
CHALFANT, Lindsey	2000
COLAIZZI, Jaime	**2012-**
CONOVER, Mackenzie	2004
COURTNEY, Melissa	2001-04
COX, Cindy	1985-88
COX, Courtney	1998-01
CRANSTON, Dana	2009-12
CRISTINA, Jennifer	1995
CULBERT, Adrianna	**2012-**
CULP, Laurie	1980-83
CZARNECKI, Lisa	1995

D

DANIEL, Erin	1990-91
DANIEL, Lori	1980
DANIELS, Roberta	1982-85
DANIELSON, Sherri	1982-85
DARGER, Emily	1998-01
DARRINGTON, Eva	1978
DASILVA, Chrissy	1993
DAVIS, Gwen	2002
DAVISSON, Jacque	2007-10
DECKLEVER, Tara	1996
DENNET, Melissa	2002
DENNY, Cassidy	**2013-**
DOLVEN, Tiffany	2000
DONOHUE, Chris	1985-86
DOWNS, Dre	2002-05

F

FAHNESTOCK, Amanda	2006-07
FALCONE, Rosie	1989-90
FINCH, Denise	1983
FLENNIKEN, Betsy	1993-94
FORNSTROM, Ashley	2005-08
FORNSTROM, Brittany	2005
FOSS, Deedra	**2011-**
FOURNIER, Clementine	1994
FOUST, Carlie	2011
FOYTICH, Kimi	2003-04
FRECH, Bri	2003-04

G

GAULIA, Izzy	2009-12

H

HAAS, Jo	1988-91
HAMILTON, Nichole	1998-99
HANRAHAN, Patty	1984-87
HARDY, Nancy	1990-92
HARRINGTON, Mary	1978
HEMMINGS, Audrey	2007-10
HERB, Wendy	1991-94
HERRIOTT, Barb	1984
HICHBORN, Marni	1992-93
HILLEGASS, Lindsey	2006
HINDMARCH, Jaime	1991-93
HIRNEISEN, Jenni	2006
HOFF, Brittany	2003
HOFF, Kelsey	2005
HOFFMAN, Nicole	1992
HOLEN, Luaine	1980-81
HOLLAND, Tara	1989-91
HUBCHIK, Lisa	1981-82
HULSTROM, Amy	1985

J

JACOBSON, Katie	1998-99
JAMEYSON, Lynn	1986-87
JENNINGS, Summer	1997-00
JOHNSON, Jill	1987-90
JOHNSON, Kristen	1989-92
JOHNSON, Melva	2002

K

KARLIK, Kristen	2003-04
KERR, Kelly	1999-01
KERR, Lindsey	2001-03
KIDD, Ginger	1991-93
KING, Yvonne	1978
KINLOCH, Kristina	1996
KNOPF, Angela	1998-01
KNOX, Angie	1984-87
KNOX, Michelle	2000-02
KOENNING, Emily	2007-10
KOUTCHOUK, Anastassia	2012
KREUZER, Karen	1985

L

LANGLEY, Esther	1995-98
LAWRENCE, Michelle	2013
LOCRICCHIO, Jo	1978-81

M

MARGET, Georgia	1978, 80
MAUVAIS, Natalie	1982
MAXEY, Theresa	1978
McCARTHY, Karen	1978
McMILLAN, Lori	1982-85
McNALLY, Melissa	1986-89
McSHANE, Julie	1989
MEASON, Erin	1990
Mercado, Kristen	2006
METSCHKE, Shauna	1998-99
MIDLAND, Sue	1978-81
MILLER, Angie	1988-89
MINCH, Danielle	2007-10
MITCHELL, Debra	1978
MOKELKI, Tonya	2003-07
MONTGOMERY, Stephanie	1986-88, 90
MOORES, Roxanne	1989-91

N

NELSON, Cindy	1986-89
NELSON, Tessa	2006-09
NITCHMAN, Sue	1980-83

O

O'CONNELL, Nancy	1994-95
O'HERA, Katie	2006
O'NEIL, Laura	1978

P

PAIGE, Brieon	2009-12
PARMELY, Heather	1994-97
PECKHAM, Allison	1998-01
PENFIELD, Janie	1994-97
PETERS, Samantha	2011-13
PETTIT, Katherine	1997-00
PIEL, Amber	2005
PLOURDE, Megan	2009-12
PODHAISKY, Patty	1980

Q

QUILLEN, Sheila	1984-88

R

RADY, Mary Jo	1982
RADY, Sharon	1978-80, 82
REITER, Lori	1984-85
REXROTH, Judy	1994-97
REYNOLDS, Marlee	**2011-**
REYNOLDS, Sherry	1991
RODRICK, Crystin	2007-08
ROGERS, Rainie	1994-97
ROGERS, Tess	2002-05
RUTHERFORD, Katie	2010

S

SABA, Diane	1983, 85-87
SAMPSON, Joanne	1987-88, 90
SANDERS, Evan	2008-10
SANTOS, Soraya	2000-01
SARAUER, Becky	2001-04
SAYLOR, Analisa	1994-97
SCHAIBLE, Tammy	1995
SHELTON, Heidi	1987
SHIRLEY-CAHOON, Katie Jo	2001-04
SIEVERS, Jill	1995-99
SMITH, Lorri	1982-84
SMITH, Michelle	2010-13
SMITH, Susie	2003
SMITH, Traci	1986-87
SNIDER, Kelsey	**2011-**
STANZIOLE, Tammy	1980-81
STEFFAN, Katelyn	2008-2011
STONE, Aimee	1991-92
STRAUSS, Jaime	2005-08
SWARTZENDRUBER, Krista	1997-00

T

THOMAS, Kaila	2012-13
TOULOUSE, Tara	1988-99
TRUTER, Dariel	1981
TYE, Kathy	1979-80

U

UTLEY, Lori	1978-81

V

VAGNEUR, Catie	1996-99
VANCE, Kristen	1996-99
VANOS, Cheryl	1978-80

W

WALLACE, Jonelle	2007
WALTON, Kristen	1990-93
WEINTRAUB, Lisa	2009
WHITE, Hillary	2004
WHITING, Leslie	1983
WHITNEY, Katherine	2004-06
WILLEY, Jula	2001
WILLIAMS, Melanie	1993-95
WILSON, Brianna	1999
WILSON, Robin	1981-84
WITT, Brenda	1982-84
WOLCOTT, Joanne	1979-80
WULF, Laurie	1980-81, 83-84

Y

YAMASHITA, Nalani	1992-93

Z

ZIMMERMAN, Kayla	2004
ZISHKA, Patty	1978-80

ALL-TIME COACHES (since 1980, excluding 1984)

APPLEMAN, Carrie	Assistant Coach	1994-96
BECKENHAUER, Melinda	Graduate Assistant	1990
BORINI, Erin	Student-Assistant	1997
BOTSFORD, Matthew	Assistant Coach	2012-13
BUCHANAN, Debbie (Martin)	Assistant Coach	1997-99
CALDWELL, Sandi	Head Coach	1976-77
CRAWFORD, Chuck	Assistant Coach	2014*
CRAWFORD, Katrinka	Graduate Assistant	1980
COULTER, Brook	**Associate Head Coach**	**2012-**
DWIGHT, Merri	Head Coach	1978-82
FELLER, Rich	Head Coach	1983-96
GIBBONS, Kelly	JV Graduate Assistant	1985
HILBERT, Tom	**Head Coach**	**1997-**
HOOVER, Shawn	Graduate Assistant	1981-82
HUFFMAN, Jim	Assistant Coach	1986-88
KLUSSMANN, Andy	Assistant Coach	2000-04
KUWATA, Beth	Assistant Coach	1991-92
LARSEN, Karrie	Assistant Coach	2000-07
MACLACHLAN, Bill	Assistant Coach	1989-94
MAHONEY, Jesse	Assistant Coach	2005-07
	Associate Head Coach	2008-11
MEKEEL, Anna	Volunteer Assistant	2012
MORITZ, Moritz	Volunteer Assistant	2002, 04-05
MURPHY, Debbie	Assistant Coach	1995-96
MURPHY, Ken	Interim Assistant Coach	1997
	Assistant Coach	1998-99
MURRAY, Luke	**Assistant Coach**	**2014-**
OLIVER, Curtis	Volunteer Assistant	2011
OLMSTEAD, Bri (Frech)	**Student-Assistant**	**2005**
	Assistant Coach	**2008-11**
	Director of Operations	**2012-**
PELTZ, David	Student-Assistant	1983
PENFIELD, Janie	Student-Assistant	1998
TYE, Kathy	Assistant Coach	1983-85
VAN ORDEN, Lauren	Volunteer Assistant	2013
WESSEL, Ann Marie	Assistant Coach	1993
WOODWARD, Rhonda	JV Graduate Assistant	1986

* Was hired prior to the 2014 season but resigned before the season began

1
Jaime Colaizzi
Izzy Gaulia
Jaime Strauss
Brittany Hoff
Tiffany Dolven
Kristen Vance
Betsy Flenniken
Tara Holland
Cindy Cox
Robin Wilson
Patty Podhaisky
Lemia Astarabadi

2
Cassidy Denny
Dana Cranston
Ashley Fornstrom
Chelsea Spotts
Nichole Hamilton
Tammy Schaible
Wendy Herb
Rosie Falcone
Traci Smith
Denise Finch
Joanne Wolcott
Tara Toulouse
Katherine Whitney

3
Adrianna Culbert
Tori Brummett
Mekana Barnes
Susie Smith
Gwen Davis
Emily Darger
Rainie Rogers
Nalani Yamashita
Jennifer Bruyn
Joanne Sampson
Amy Hulstrom
Sue Nitchman

4
Grace Gordon
Anastassia Koutchouk
Katelyn Steffan
Kirsten Mercado
Tess Rogers
Courtney Cox
Esther Langley
Aimee Stone
Jill Johnson
Cynthia Ballard
Nancy Blackwell
Melissa McNally

5
Megan Plourde
Jonelle Wallace
Lindsey Hillegass
Kimi Foytich
Angela Knopf
Janie Penfield
Lisa Czarnecki
Kellie Barnes
Stephanie Montgomery
Brenda Witt

6
Jasmine Hanna
Samantha Peters
Katelin Batten
Sydney Blancarte
Hillary White
Melissa Dennett
Soraya Santos
Shauna Metschke
Tara Decklever
Melanie Williams
Roxanne Moores
Anne Burgess
Lynn Jameyson
Karen Kreuzer
Laurie Wulf
Summer Jennings

7
Kelsey Snider
Crystin Rodrick
Tonya Mokelki
Melva Johnson
Jula Willey
Brianne Wilson
Heather Parmely
Lemia Astarabadi
Carrie Appleman
Lori Reiter
Katie Jo Shirley

8
Kaitlind Bestgen
Evan Sanders
Katie O'Hara
Casey Bauer
Krista Swartzendruber
Erin Borini
Chrissy DaSilva
Nancy Hardy
Cindy Nelson
Roberta Daniels
Sue Midland

9
Crystal Young
Kaila Thomas
Emily Koenning
Katherine Whitney
Melissa Courtney
Summer Jennings
Judy Rexroth
Ginger Kidd
Angie Miller
Patty Hanrahan
Laurie Culp

10
Sanja Cizmic
Carlie Foust
Jacque Davisson
Amanda Fahnestock
Becky Sarauer
Jill Sievers
Clementine Fournier
Marni Hichborn
Erin Daniel
Julie McShane
Angie Knox
Leslie Whiting
Courtney Cox
Jo Locrocchio

11
Acacia Andrews
Katie Rutherford
Tessa Nelson
Katie Jo Shirley
Nancy O'Connell
Nicole Hoffman
Anissia Belikoff
Diane Saba

12
Sherri Danielson

13
Danielle Minch
Kelsey Hoff
Michelle Knox
Katie Jacobson
Analisa Saylor
Kristen Walton
Sheila Quillen
Kayla Zimmerman
Sharon Rady

14
Alexandra Poletto
Rachel Motteram
Lindsey Kerr
Linsey Chalfant
Catie Vagneur
Jaime Hindmarch
Melissa McNally
Chris Donohue
Lorri Smith

15
Marlee Reynolds
Shanna Casinelli
Alyson Boehm
Jacque Davisson
Brittany Fornstrom
Bri Frech
Allison Peckham
Kristina Kinloch
Jo Haas
Heidi Shelton
Lori McMillan
Janie Penfield

16
Jaliyah Bolden
Jaime Colaizzi
Brittany Bunch
Audrey Hemmings
Katelin Batten
Kristen Karlik
Jennifer Cristina
Eileen Bermundo
Kristen Johnson
Erin Braunschweiger

17
Michelle Lawrence
Brieon Paige
Crystin Rodrick
Dre Downs
Katherine Pettit

18
Deedra Foss
Lisa Weintraub
Jenni Hirneisen
Amber Piel
Mackenzie Conover

19
Lisa Parlich

20
Michelle Smith
Jonelle Wallace
Kelly Kerr

21
Cayla Broadwater

Sherri Danielson is the only Rams volleyball player to ever wear the No. 12 uniform. The two-time AVCA All-American's number was retired in 1992, and now hangs from the rafters above Moby Arena.

RECORD BOOK

INDIVIDUAL SINGLE-MATCH RECORDS

KILLS

3-set match

1.	31	Angie Knox vs. New Mexico State	10/25/86
2.	27	Sherri Danielson vs. Southwest Missouri State (N)	9/29/84
3.	26	Kristen Walton vs. Utah State	9/11/83
4.	25	Carrie Appleman vs. UTEP	10/11/91
	25	Sherri Danielson vs. Oregon (N)	11/2/84

4-set match

1.	32	Angie Knox at Arizona	11/30/86
2.	31	Angie Knox at Cal Poly	10/10/87
3.	30	Courtney Cox at Nebraska	9/2/00
	30	Jill Johnson at Ball State	9/1/90
5.	29	Dre Downs vs. Colorado^	12/2/05
	29	Rainie Rogers vs. Wyoming (N)%	11/26/96
	29	Sherri Danielson vs. Wyoming	10/10/84

5-set match

1.	41	Jill Johnson vs. LSU	9/7/90
2.	37	Sherri Danielson at Wyoming	10/23/85
3.	35	Angie Knox vs. Kentucky	9/26/87
4.	34	Angie Knox vs. USC^	12/12/87
	34	Sherri Danielson at New Mexico State	11/16/84

In a five-set win over No. 9 LSU, Jill Johnson posted 41 kills. No one since has come close to breaking her single-match record.

ATTACKS

3-set match

1.	57	Jill Johnson at New Mexico State	10/7/88
2.	56	Angie Knox vs New Mexico State	10/25/86
3.	55	Rainie Rogers vs. Arkansas	9/12/97
	55	Sue Nitchmann vs. Fresno State (N)	9/16/83
5.	54	Courtney Cox at BYU%	11/27/99

4-set match

1.	72	Catie Vagneur at Rice	10/29/98
2.	70	Courtney Cox at Nebraska	9/2/00
3.	67	Rainie Rogers vs. Wyoming (N)%	11/26/96
	67	Kellie Barnes vs. Colorado	10/5/93
5.	66	Kristen Walton vs. Colorado	10/5/93

5-set match

1.	78	Angie Knox vs. Kentucky	9/26/87
2.	77	Jill Johnson vs. LSU	9/7/90
3.	75	Angie Knox vs. USC^	12/3/87
4.	74	Sherri Danielson vs. Hawai'i	11/6/84
5.	72	Courtney Cox at Air Force	11/5/99
	72	Sherri Danielson vs. California (N)	10/12/85

HITTING PERCENTAGE (MINIMUM 10 KILLS)

3-set match

1.	.882	Soraya Santos at New Mexico (15k-0e-17a)	12/12/01
2.	.846	Diane Saba at Loyola Marymount (12-1-13)	9/4/87
3.	.833	Angie Miller vs. Utah State (10-0-12)	11/12/88
4.	.812	Angela Knopf vs. Northwestern (N) (13-0-16)	9/2/00
5.	.800	Catie Vagneur vs. Wichita State (N) (12-0-15)	9/26/98

4-set match

1.	.722	Michelle Knox vs. Utah (14-1-18)	10/19/02
2.	.714	Michelle Knox vs. Baylor^ (10-0-14)	11/30/01
	.714	Angie Miller vs. New Mexico (15-0-21)	11/4/88
4.	.688	Megan Plourde at San Diego State (11-0-16)	10/8/09
5.	.667	Sherri Danielson vs U.S. International (17-1-24)	9/11/85

5-set match

1.	.762	Kelsey Snider vs. Cal State Northridge (N)^ (16-0-21)	12/5/13
2.	.688	Kristen Johnson vs. BYU (12-1-16)	11/18/89
3.	.654	Bri Frech vs. Florida A&M (19-2-26)	8/30/03
4.	.647	Stephanie Montgomery vs. Wyoming (11-0-17)	10/26/88
5.	.625	Tessa Nelson vs. Wyoming (11-1-16)	9/26/08

ASSISTS

3-set match

1.	67	Anissia Belikoff vs. UTEP	10/11/91
2.	65	Analisa Saylor vs. Arkansas	9/12/97
	65	Analisa Saylor vs. Houston (N)^	12/4/96
4.	64	Anissia Belikoff vs. Duke	10/4/91
	64	Cindy Cox vs. New Mexico State	10/25/86

4-set match

1.	80	Analisa Saylor vs. Colorado	9/16/97
2.	75	Analisa Saylor vs. Wyoming (N)%	11/26/96
3.	73	Allison Peckham vs. New Mexico	11/3/00
	73	Ginger Kidd at San Diego State	11/13/93
	73	Cindy Cox vs. BYU	10/31/87

5-set match

1.	84	Cindy Cox vs. Kentucky	9/26/87
2.	83	Cindy Cox vs. USC^	11/12/87
	83	Cindy Cox at Wyoming	10/28/87
4.	79	Allison Peckham vs. Colorado^	12/2/00
5.	78	Allison Peckham vs. Colorado^	12/1/01

SERVICE ACES

3-set match

1.	8	Soraya Santos vs. Air Force (N)%	11/15/01
2.	7	Jacque Davisson vs. Air Force	11/1/08
	7	Bri Frech vs. New Mexico	11/15/03
	7	Angela Knopf vs. UNLV (N)%	11/16/01
	7	Sherri Danielson vs. Iowa (N)	9/13/85
	7	Sherri Danielson vs. Arizona^	12/1/84

4-set match

1.	8	Dre Downs at UNLV	11/1/02
2.	6	Eileen Bermundo vs. Northwestern	9/2/94
	6	Jill Johnson at Ball State	9/1/90
4.	5	10 tied; most recently by Kaitlind Bestgen vs. Virginia (N)	9/6/13

5-set match

1.	7	Roberta Daniels vs. Stanford (N)	9/20/85
2.	6	Katherine Whitney at BYU	11/11/05
	6	Erin Measom vs. LSU	9/7/90
4.	5	10 tied; most recently by Heather Parmely vs. Ball State	9/2/95

DIGS

3-set match

1.	26*	Izzy Gaulia vs. Wyoming	11/19/11
2.	24*	Audrey Hemmings vs. Albany	9/3/10
	24*	Katelin Batten vs. Utah	10/17/09
	24	Kellie Barnes vs. Minnesota	9/1/93
5.	23*	Jaime Colaizzi vs. Air Force	11/15/13

4-set match

1.	29*	Lindsey Kerr at Utah	11/15/02
2.	27*	Katherine Whitney at Utah	11/15/05
3.	26*	Izzy Gaulia vs. Wichita State	9/9/11
	26	Nalani Yamashita vs. Colorado	10/5/93
	26	Carrie Appleman vs. San José State (N)	10/12/92

5-set match

1.	39*	Izzy Gaulia vs. Oregon (N)^	12/1/11
2.	34	Angie Knox at Wyoming	11/8/86
3.	29	Nalani Yamashita at Texas	11/27/93
4.	28*	Izzy Gaulia at TCU	11/10/11
	28*	Katelin Batten at BYU	11/14/09

(N)	Neutral-site match	^	NCAA tournament match
*	Indicates libero	%	Mountain West tournament match

SOLO BLOCKS

3-set match

1.	6	Diane Saba vs. Montana	10/4/86
2.	5	Angie Miller vs. Oklahoma	11/3/89
	5	Stephanie Montgomery vs. Indiana	9/18/86
	5	Lori McMillan vs. Calgary (N)	11/2/84
5.	4	10 tied; most recently by Katelyn Steffan vs. Marshall (N)	9/11/09

4-set match

1.	7	Angie Miller at Colorado	9/12/89
	7	Diane Saba at Santa Clara	10/8/86
	7	Lori McMillan vs. BYU	10/19/85
4.	6	Diane Saba vs. Utah	10/17/85
5.	5	Five tied; most recently by Kristen Walton at Colorado	11/5/91

5-set match

1.	13	Angie Miller at Colorado	11/2/88
2.	7	Lori McMillan vs. California (N)	10/12/85
3.	6	Lori McMillan vs. UCLA	9/5/85
4.	5	Jill Johnson at Colorado	11/2/88
	5	Angie Miller vs. Cal Poly	9/17/88
	5	Angie Knox vs. California (N)	10/12/85
	5	Lori McMillan at New Mexico State	11/16/84

BLOCK ASSISTS

3-set match

1.	11	Angela Knopf vs. Georgetown (N)	9/8/01
2.	10	Megan Plourde vs. Northern Colorado	9/28/10
	10	Mekana Barnes vs. UNLV	11/16/08
	10	Bri Frech at Colorado	9/7/04
	10	Bri Frech vs. Air Force	11/14/03
	10	Katie Jo Shirley-Cahoon vs. Air Force%	11/21/02
	10	Summer Jennings at UNLV	11/11/00

4-set match

1.	15	Summer Jennings vs. Kansas State^	12/3/99
2.	12	Angie Miller at LSU	9/24/88
	12	Lori McMillan vs. Utah	10/17/85
4.	11	Angela Knopf vs. Kansas State^	12/3/99
	11	Diane Saba vs. Utah	10/17/85

5-set match

1.	17	Megan Plourde vs. Cal State Fullerton^	12/3/10
2.	12	Summer Jennings vs. Utah	10/23/99
	12	Melanie Williams at New Mexico	10/27/95
4.	11	Seven tied; most recently by Samantha Peters vs. Utah State	11/2/13

TOTAL BLOCKS

3-set match

1.	12 (2s-10a)	Megan Plourde vs. Northern Colorado	9/28/10
	12 (3-9)	Angie Miller vs. Regis	9/30/89
3.	11 (0-11)	Angela Knopf vs. Georgetown (N)	9/8/01
	11 (4-7)	Angie Miller vs. Ball State	9/16/89
5.	10	Eight tied; most recently by Mekana Barnes vs. UNLV	11/16/08

4-set match

1.	17 (6s-11a)	Diane Saba vs. Utah	10/17/85
2.	16 (1-15)	Summer Jennings vs. Kansas State^	12/3/99
	16 (4-12)	Angie Miller at LSU	9/24/88
4.	14 (7-7)	Angie Miller at Colorado	9/12/89
	14 (2-12)	Lori McMillan vs. Utah	10/17/85

5-set match

1.	19 (17s-2a)	Megan Plourde vs. Cal State Fullerton^	12/3/10
2.	17 (13-4)	Angie Miller at Colorado	11/2/88
3.	14 (3-11)	Angela Knopf at San Diego State	11/10/00
	14 (2-12)	Melanie Williams at New Mexico	10/27/95
	14 (5-9)	Angie Miller vs. Cal Poly	9/17/88

Trailing 2-0, sophomore Megan Plourde's school-record 19 kills helped CSU come from behind to defeat No. 24 Cal State Fullerton in the first round of the 2010 NCAA Tournament.

TEAM SINGLE-MATCH RECORDS

KILLS

3-set match

1.	83	vs. UTEP	11/11/91
2.	77	vs. Illinois State	11/2/98
3.	74	at BYU	11/27/99
	74	vs. Houston^	12/4/96
5.	73	vs. Arkansas	9/12/97

4-set match

1.	92	vs. New Mexico	11/3/00
	92	vs. Colorado	9/16/97
3.	89	vs. Colorado	10/5/93
	89	vs. Cal State Northridge	9/12/92
5.	88	vs. Wyoming (N)%	11/26/96

5-set match

1.	102	at Wyoming	10/23/85
2.	99	vs. Wyoming	11/12/96
3.	97	vs. Northern Iowa (N)	9/3/05
4.	95	at UC Irvine	11/22/94
5.	93	vs. Colorado^	12/2/00
	93	vs. LSU	11/7/90

Attacks

3-set match

1.	181	vs. Houston^	12/4/96
2.	180	at Colorado	10/19/94
3.	174	at BYU%	11/27/99
4.	173	vs. Boise State	11/10/95
5.	167	vs. UTEP	11/11/91

4-set match

1.	268	vs. Colorado	10/5/93
2.	233	vs. Cal State Northridge	9/12/92
3.	228	at Rice	10/29/98
4.	215	vs. Wyoming (N)%	11/26/96
5.	214	vs. Utah	11/15/91

5-set match

1.	241	vs. Texas-Arlington	9/21/90
2.	238	at UNLV	11/12/06
3.	237	at Air Force	11/5/99
4.	236	vs. Hawai'i	11/6/84
5.	235	vs. Utah	10/23/99

On Sept. 4, 1987, CSU hit an impeccable .800 against Loyola Marymount, which remains an NCAA record. Diane Saba hit .846, leading the Rams with 12 kills on 13 attempts.

HITTING PERCENTAGE

3-set match

1.	.800 (45k-5e-50a)	at Loyola Marymount	9/4/87
2.	.596 (39-5-57)	vs. Air Force	11/16/00
3.	.569 (47-6-72)	vs. Northern Illinois	11/22/85
4.	.534 (63-8-103)	vs. BYU	10/06/01
5.	.529 (53-7-87)	vs. Baylor	8/30/13

4-set match

1.	.459 (67-11-122)	vs. Utah	10/17/86
2.	.412 (64-8-136)	at Denver	9/10/13
3.	.405 (42-8-84)	at North Carolina State	9/28/86
4.	.399 (92-21-178)	vs. Colorado	9/16/97
5.	.383 (60-11-128)	vs. Nevada (N)	9/11/92

5-set match

1.	.424 (89-19-165)	at San Diego State	11/21/03
2.	.404 (68-11-141)	vs. BYU	11/15/86
3.	.366 (87-19-186)	at U.S. International	11/26/86
4.	.343 (87-28-172)	at Utah	10/6/84
5.	.327 (93-26-205)	vs. Colorado^	12/2/00

ASSISTS

3-set match

1.	78	vs. UTEP	10/11/91
2.	69	vs. Arkansas	9/12/97
	69	vs. New Mexico State	10/25/86
4.	67	vs. Houston^	12/4/96
5.	66	vs. Colorado	9/1/99
	66	vs. Wyoming	10/15/97

4-set match

1.	86	vs. Wyoming (N)%	11/26/96
2.	85	vs. New Mexico	11/3/00
3.	84	at San Diego State	11/13/93
4.	83	vs. Colorado	9/16/97
5.	80	vs. Wyoming	11/18/87

5-set match

1.	90	vs. Colorado^	12/2/00
2.	89	vs. Northern Iowa (N)	9/3/05
	89	vs. Wyoming	11/12/96
	89	vs. USC^	12/3/87
	89	at Wyoming	10/23/85

SERVICE ACES

3-set match

1.	16	vs. Air Force (N)%	11/15/01
2.	14	vs. UNLV (N)%	11/16/01
3.	13	vs. New Mexico	11/15/03
	13	vs. Columbia (N)	9/27/02
	13	at Portland	11/21/01
	13	vs. Utah State	11/12/88

4-set match

1.	15	at UNLV	11/1/02
	15	at Ball State	9/1/90
	15	vs. Notre Dame	9/16/88
4.	14	vs. BYU	10/31/87
5.	13	vs. New Mexico (N)%	11/20/03
	13	vs. LSU (N)	9/12/03
	13	vs. Northwestern	9/2/94

5-set match

1.	19	vs. Stanford (N)	9/20/85
2.	16	vs. LSU	9/7/90
3.	15	vs. Pittsburgh (N)	10/22/93
	15	at New Mexico State	11/16/84
5.	14	vs. Texas (N)	9/21/84

DIGS

3-set match

1.	79	vs. Houston^	12/4/96
	79	at Colorado	10/19/94
	79	at Utah	10/19/91
4.	76	at BYU%	11/27/99
5.	75	vs. Rice	10/3/98

4-set match

1.	112	vs. Utah	11/15/91
2.	102	vs. Colorado	10/5/93
	102	at Cal Poly	10/10/87
4.	98	vs. Wyoming (N)%	11/26/96
5.	90	at Utah	10/30/93

5-set match

1.	109	at Texas	11/27/93
2.	103	vs. Pittsburgh (N)	10/22/93
	102	vs. New Mexico	10/7/94
4.	101	vs. Texas-Arlington	9/21/90
5.	97	vs. Arizona	9/12/87

SOLO BLOCKS

3-set match

1.	10	vs. Indiana	9/18/86
	10	vs. USC (N)	10/12/85
	10	vs. New Mexico State	10/4/85
4.	9	vs. Wyoming	9/7/02
5.	8	vs. Calgary (N)	11/2/84
	8	at New Mexico	11/11/83

4-set match

1.	15	vs. Utah	10/17/85
2.	13	vs. BYU	10/19/85
3.	10	at Wyoming	11/8/95
	10	at Colorado	9/12/89
5.	9	Six tied; most recently at Colorado	11/5/91

5-set match

1.	22	at Colorado	11/2/88
2.	18	at New Mexico State	11/12/83
3.	16	vs. California (N)	10/12/85
4.	10	vs. Texas-Arlington (N)	9/29/89
	10	vs. UCLA	9/5/85
	10	vs. New Mexico State	10/14/83

BLOCK ASSISTS

3-set match

1.	33	at UNLV	11/11/00
2.	32	vs. Georgetown (N)	9/8/01
3.	30	vs. New Mexico (N)%	11/24/05
4.	28	vs. UNLV	11/16/08
	28	vs. Loyola-Chicago^	12/2/99

4-set match

1.	46	at Wyoming	10/1/06
	46	vs. Utah	10/17/85
3.	37	vs. Kansas State^	12/3/99
	37	at LSU	9/24/88
5.	36	at Colorado	9/5/00

5-set match

1.	46	vs. Cal State Fullerton^	12/3/10
2.	42	vs. Pepperdine	9/14/96
3.	40	at Utah State	11/2/13
4.	39	vs. Utah	10/9/05
5.	36	vs. Oregon^	12/1/11
	36	at Utah	11/3/01
	36	at Pacific	11/26/00

TOTAL BLOCKS

3-set match

1.	19.0	at New Mexico	11/11/83
2.	18.0	vs Georgetown (N)	9/8/01
3.	17.5	at UNLV	11/11/00
4.	17.0	Five tied; most recently vs. Virginia Tech	9/10/05

4-set match

1.	38.0	vs. Utah	10/17/85
2.	27.5	at LSU	9/24/88
3.	26.0	at Wyoming	10/1/06
	26.0	vs. New Mexico State	11/5/88
	26.0	vs. BYU	10/19/85

5-set match

1.	29.0	at Colorado	11/2/88
2.	26.5	at New Mexico State	11/12/83
3.	26.0	vs. Pepperdine	9/4/96
	26.0	vs. Cal-State Fullerton	12/3/10
5.	22.5	at UC Irvine	11/22/94

INDIVIDUAL SINGLE-SEASON RECORDS

KILLS

1.	707	Angie Knox	1986
2.	695	Sherri Danielson	1984
3.	629	Angie Knox	1987
4.	549	Jill Johnson	1988
5.	542	Rainie Rogers	1996
6.	524	Courtney Cox	2000
	524	Diane Saba	1987
8.	517	Jill Johnson	1990
9.	515	Sherri Danielson	1985
10.	512	Diane Saba	1986

KILLS PER SET

1.	5.52	Sherri Danielson (695k-126s)	1984
2.	5.33	Angie Knox (629-118)	1987
3.	5.12	Angie Knox (707-138)	1986
4.	4.86	Sherri Danielson (515-106)	1985
5.	4.52	Rainie Rogers (542-120)	1996
6.	4.49	Kristen Walton (476-106)	1993
7.	4.46	Jill Johnson (517-116)	1990
8.	4.38	Rainie Rogers (499-114)	1997
9.	4.37	Diane Saba (524-126)	1987
10.	4.32	Jill Johnson (549-127)	1988

ATTACKS

1.	1,387	Angie Knox	1986
2.	1,336	Angie Knox	1987
3.	1,335	Sherri Danielson	1984
4.	1,282	Jill Johnson	1988
5.	1,263	Rainie Rogers	1996
6.	1,253	Catie Vagneur	1998
7.	1,251	Courtney Cox	2000
8.	1,217	Jaime Strauss	2007
9.	1,208	Catie Vagneur	1999
10.	1,175	Carrie Appleman	1992

ATTACKS PER SET

1.	11.32	Angie Knox (1,336a-118s)	1987
2.	10.99	Catie Vagneur (1,253-114)	1998
3.	10.89	Sue Nitchman (991-91)	1983
4.	10.60	Sherri Danielson (1,335-126)	1984
5.	10.53	Rainie Rogers (1,263-120)	1996
6.	10.40	Carrie Appleman (1,175-113)	1992
7.	10.32	Catie Vagneur (1,208-117)	1999
8.	10.18	Courtney Cox (1,161-114)	1999
9.	10.09	Jill Johnson (1,282-127)	1988
10.	10.07	Kristen Walton (1,067-106)	1993

HITTING PERCENTAGE (MINIMUM 200 KILLS)

1.	.456	Angela Knopf (449-82-805)	2001
2.	.424	Angela Knopf (418-87-780)	2000
3.	.416	Angie Knox (707-130-1,387)	1986
4.	.415	Katie Jo Shirley-Cahoon (278-86-567)	2003
5.	.402	Samantha Peters (256-52-508)	2013
6.	.401	Mekana Barnes (420-108-778)	2007
7.	.398	Sherri Danielson (695-164-1,335)	1984
8.	.386	Katie Jo Shirley-Cahoon (314-69-635)	2004
9.	.367	Judy Rexroth (328-95-635)	1997
10.	.365	Kelsey Snider (281-67-586)	2013

Two-time All-American Angela Knopf led the nation in hitting efficiency in 2000. Today, her .456 attack percentage still ranks No. 7 all-time in NCAA history.

ASSISTS

1.	1,766	Cindy Cox	1986
2.	1,759	Cindy Cox	1987
3.	1,621	Melissa Courtney	2003
4.	1,592	Robin Wilson	1984
5.	1,588	Allison Peckham	2000
6.	1,564	Analisa Saylor	1996
7.	1,537	Analisa Saylor	1997
8.	1,523	Cindy Cox	1988
9.	1,509	Ashley Fornstrom	2007
10.	1,463	Ginger Kidd	1993

ASSISTS PER SET

1.	14.78	Cindy Cox (1,759a-119s)	1987
2.	13.85	Analisa Saylor (1,537-111)	1997
3.	13.72	Ashley Fornstrom (1,509-110)	2007
4.	13.67	Ginger Kidd (1,463-107)	1993
5.	13.66	Melissa Courtney (1,407-103)	2004
6.	13.64	Allison Peckham (1,459-107)	2001
7.	13.18	Melissa Courtney (1,621-123)	2003
8.	13.16	Melissa Courtney (1,421-108)	2002
9.	13.04	Allison Peckham (1,421-109)	1999
10.	13.03	Analisa Saylor (1,564-120)	1996

ACES

1.	59	Dre Downs	2002
2.	57	Angela Knopf	2001
3.	53	Melissa Courtney	2003
	53	Sherri Danielson	1984
5.	52	Diane Saba	1986
6.	51	Bri Frech	2003
7.	47	Melissa Courtney	2002
	47	Kristen Walton	1993
	47	Robin Wilson	1984
10.	46	Heather Parmely	1995
	46	Cindy Nelson	1988
	46	Sherri Danielson	1985

ACES PER SET (MINIMUM 35 ACES)

1.	0.55	Dre Downs (59a-108s)	2002
2.	0.51	Angela Knopf (57-111)	2001
3.	0.46	Heather Parmely (46-101)	1995
4.	0.44	Kristen Walton (47-106)	1993
5.	0.44	Melissa Courtney (47-108)	2002
6.	0.43	Sherri Danielson (46-106)	1985
7.	0.43	Melissa Courtney (53-123)	2003
8.	0.42	Sherri Danielson (53-126)	1984
9.	0.41	Bri Frech (51-123)	2003
10.	0.41	Kristen Walton (45-111)	1992

SERVE PERCENTAGE (MINIMUM 250 SERVES; SINCE 2001)

1.	.979	Dana Cranston (472s-10e)	2011
2.	.966	Casey Bauer (261-9)	2004
3.	.959	Dana Cranston (416-17)	2012
4.	.954	Lindsey Kerr (502-23)	2001
5.	.953	Dana Cranston (450-21)	2010
6.	.952	Cassidy Denny (395-19)	2013
7.	.950	Izzy Gaulia (504-25)	2011
8.	.947	Jacque Davisson (357-19)	2007
9.	.946	Katie Jo Shirley-Cahoon (483-26)	2004
10.	.944	Evan Sanders (409-23)	2010

DIGS

1.	508*	Izzy Gaulia	2011
2.	479*	Katelin Batten	2009
3.	463	Katelin Batten	2007
4.	445*	Jaime Colaizzi	2013
5.	438	Katelin Batten	2006
6.	437	Carrie Appleman	1992
7.	436*	Katherine Whitney	2005
8.	433*	Lindsey Kerr	2002
9.	410*	Izzy Gaulia	2012
10.	403*	Katelin Batten	2008

DIGS PER SET

1.	4.75*	Izzy Gaulia (508d-107s)	2011
2	4.32*	Katelin Batten (479-111)	2009
3.	4.23*	Izzy Gaulia (410-97)	2012
4.	4.21	Katelin Batten (463-110)	2007
5.	4.08*	Jaime Colaizzi (445-109)	2013
6.	4.04*	Katherine Whitney (436-107)	2005
7.	3.90	Lindsey Kerr (433-111)	2002
8.	3.88*	Katelin Batten (438-113)	2006
9.	3.87	Carrie Appleman (437-113)	1992
10.	3.68	Kellie Barnes (350-95)	1993

RECEPTION PERCENTAGE (MIN. 500 RECEPTIONS; SINCE 2001)

1.	.972	Katherine Whitney (682r-19e)	2005
2.	.971	Katelin Batten (797-23)	2007
3.	.969	Adrianna Culbert (842-26)	2013
4.	.968	Katelin Batten (654-21)	2006
5.	.967	Jacque Davisson (761-25)	2009
6.	.967	Jaime Strauss (515-17)	2008
7.	.965	Izzy Gaulia (543-19)	2011
8.	.963	Kristen Karlik (619-23)	2004
9.	.961	Jaime Strauss (935-36)	2007
10.	.961	Jaime Strauss (789-31)	2006

SOLO BLOCKS

1.	72	Angie Miller	1988
2.	62	Angie Miller	1989
3.	58	Diane Saba	1986
	58	Lori McMillan	1985
5.	44	Diane Saba	1985
6.	41	Stephanie Montgomery	1988
	41	Diane Saba	1987
8.	39	Kristen Walton	1992
9.	37	Kristen Walton	1993
	37	Lori McMillan	1984

BLOCK ASSISTS

1.	191	Angela Knopf	2000
2.	170	Megan Plourde	2011
3.	160	Mekana Barnes	2007
4.	155	Summer Jennings	1999
5.	154	Dre Downs	2005
6.	153	Megan Plourde	2010
7.	151	Megan Plourde	2012
8.	150	Mekana Barnes	2008
9.	138	Melanie Williams	1995
10.	137	Summer Jennings	2000
	137	Diane Saba	1986

TOTAL BLOCKS

1.	214	Angela Knopf (23s-191a)	2000
2.	206	Angie Miller (72-134)	1988
3.	195	Diane Saba (58-137)	1986
4.	178	Megan Plourde (8-170)	2011
5.	177	Mekana Barnes (17-160)	2007
6.	172	Melanie Williams (34-138)	1995
7.	169	Summer Jennings (14-155)	1999
	169	Angie Miller (62-107)	1989
9.	167	Megan Plourde (14-153)	2010
10.	164	Mekana Barnes (14-150)	2008

BLOCKS PER SET

1.	1.71	Megan Plourde (178b-104s)	2011
	1.71	Angie Miller (169-99)	1989
3.	1.66	Angela Knopf (214-129)	2000
4.	1.65	Mekana Barnes (177-107)	2007
5.	1.63	Angie Miller (206-126)	1988
6.	1.62	Megan Plourde(167-103)	2010
7.	1.55	Melanie Williams (172-111)	1995
8.	1.53	Megan Plourde (159-104)	2012
9.	1.50	Dre Downs (161-107)	2005
10.	1.46	Three tied, most recently by Mekena Barnes	2008

POINTS

1.	793.0	Sherri Danielson (695k-53sa-12-66b)	1984
2.	790.0	Angie Knox (707-39-13-62)	1986
3.	699.0	Angie Knox (629-38-10-44)	1987
4.	690.5	Diane Saba (512-52-58-137)	1986
5.	664.5	Diane Saba (524-45-41-109)	1987
6.	630.5	Jill Johnson (549-36-17-57)	1988
7.	616.5	Rainie Rogers (542-37-10-55)	1996
8.	609.0	Courtney Cox (524-26-19-80)	2000
9.	595.0	Jill Johnson (517-39-12-54)	1990
	595.0	Sherri Danielson (515-46-11-46)	1985

POINTS PER SET

1.	6.29	Sherri Danielson	1984
2.	5.92	Angie Knox	1987
3.	5.72	Angie Knox	1986
4.	5.61	Sherri Danielson	1985
5.	5.60	Kristen Walton	1993
6.	5.54	Diane Saba	1987
7.	5.35	Angie Miller	1989
8.	5.34	Angela Knopf	2001
9.	5.14	Rainie Rogers	1996
10.	5.13	Jill Johnson	1990



In 1988, Angie Miller set CSU freshman records for kills, hitting percentage, service aces and blocks. Today, she still ranks first for hitting percentage and blocks, and is second for kills and aces.

FRESHMAN RECORDS

KILLS

1.	419	Tess Rogers	2002
2.	341	Angie Miller	1988
3.	327	Angela Knopf	1998
4.	323	Dre Downs	2002
5.	305	Jill Johnson	1987

KILLS PER SET

1.	3.77	Tess Rogers (419k-111s)	2002
2.	3.11	Angela Knopf (327-105)	1998
3.	3.02	Jill Johnson (305-101)	1987
4.	2.99	Dre Downs (323-108)	2002
5.	2.89	Michelle Lawrence (246-85)	2013

ATTACKS

1.	1,020	Tess Rogers	2002
2.	785	Catie Vagneur	1996
3.	755	Dre Downs	2002
4.	724	Jill Johnson	1987
5.	680	Angela Knopf	1998

HITTING PERCENTAGE (MINIMUM 200 KILLS)

1.	.365	Angie Miller (341k-106e-644a)	1988
2.	.325	AngelaKnopf (327-106-680)	1998
3.	.280	Michelle Lawrence (246-84-578)	2013
4.	.268	Katelyn Steffen (224-87-511)	2008
5.	.250	Jill Johnson (305-124-724)	1987

ASSISTS

1.	1,334	Analisa Saylor	1994
2.	1,292	Cindy Cox	1985
3.	1,218	Ashley Fornstrom	2005
4.	1,141	Deedra Foss	2011
5.	694	Julie McShane	1989

ASSISTS PER SET

1.	11.85	Cindy Cox (1,292a-109s)	1985
2.	11.71	Ashley Fornstrom (1,218-104)	2005
3.	11.50	Analisa Saylor (1,334-116)	1994
4.	10.66	Deedra Foss (1,141-107)	2011
5.	9.77	Julie McShane (694-71)	1989

ACES

1.	59	Dre Downs	2002
2.	36	Angie Miller	1988
3.	31	Ashley Fornstrom	2005
	31	Analisa Saylor	1994
5.	29	Deedra Foss	2011

ACES PER SET

1.	0.55	Dre Downs (59a-108s)	2002
2.	0.37	Julie McShane (26-71)	1989
3.	0.30	Ashley Fornstrom (31-104)	2005
4.	0.29	Angie Miller (36-126)	1988
5.	0.28	Jill Johnson (25-101)	1987

DIGS

1.	438	Katelin Batten	2006
2.	270	Nalani Yamashita	1992
3.	268	Angela Knopf	1998
4.	259	Janie Penfield	1994
5.	252	Kristen Vance	1996

DIGS PER SET

1.	3.88	Katelin Batten (438d-113s)	2006
2.	2.55	Angela Knopf (268-105)	1998
3.	2.41	Adrianna Culbert (219-91)	2012
4.	2.41	Jill Johnson (243-101)	1987
5.	2.39	Nalani Yamashita (270-113)	1992

SOLO BLOCKS

1.	72	Angie Miller	1988
2.	26	Stephanie Montgomery	1986
3.	21	Angela Knopf	1998
4.	15	Jo Haas	1988
	15	Lynn Jameyson	1986

BLOCK ASSISTS

1.	134	Angie Miller	1988
2.	120	Janie Penfield	1994
3.	117	Mekana Barnes	2005
4.	109	Tessa Nelson	2006
5.	99	Angela Knopf	1998

TOTAL BLOCKS

1.	206	Angie Miller (72s-134a)	1988
2.	129	Mekana Barnes (12-117)	2005
	129	Janie Penfield (9-120)	1994
4.	120	Angela Knopf (21-99)	1998
5.	119	Tessa Nelson (10-109)	2006

BLOCKS PER SET (MINIMUM 35 SETS PLAYED)

1.	1.63	Angie Miller (206b-126s)	1988
2.	1.23	Mekana Barnes (129-105)	2005
3.	1.14	Angela Knopf (120-105)	1998
4.	1.13	Janie Penfield (129-114)	1994
5.	1.06	Tessa Nelson (119-112)	2006

TEAM SINGLE-SEASON RECORDS

KILLS

1.	2,164	1986
2.	2,120	2000
3.	2,062	1987
4.	2,048	2003
5.	1,975	1999
6.	1,971	1984
7.	1,946	1998
8.	1,945	1997
9.	1,918	2001
10.	1,899	1996

KILLS PER SET

1.	17.28 (1,918k-111s)	2001
2.	17.20 (1,772-103)	2004
3.	17.03 (1,873-110)	2007
4.	16.92 (1,946-115)	1998
5.	16.91 (1,945-115)	1997
6.	16.90 (2,062-122)	1987
7.	16.88 (1,975-117)	1999
8.	16.65 (2,048-123)	2003
9.	16.43 (2,120-129)	2000
10.	16.18 (1,713-107)	1993

ATTACKS

1.	5,105	1986
2.	4,750	1994
3.	4,707	1984
4.	4,658	2000
5.	4,657	1999
6.	4,652	1987
7.	4,642	1998
8.	4,573	1990
9.	4,571	2006
10.	4,568	1996

HITTING PERCENTAGE

1.	.314 (1,918k-630e-4,097a)	2001
2.	.299 (1,574-475-3,674)	2013
3.	.298 (2,120-732-4,658)	2000
4.	.293 (1,945-682-4,311)	1997
5.	.291 (1,971-602-4,707)	1984
6.	.286 (2,164-706-5,105)	1986
7.	.281 (1,772-648-3,997)	2004
8.	.273 (2,062-790-4,652)	1987
9.	.272 (2,048-816-4,532)	2003
10.	.271 (1,873-659-4,474)	2007

ASSISTS

1.	1,946	2000
2.	1,943	1986
3.	1,926	1987
4.	1,872	2003
5.	1,786	1999
6.	1,754	2001
7.	1,750	1984
8.	1,736	1997
9.	1,690	2007
10.	1,686	1996

ASSISTS PER SET

1.	15.91 (1,639a-103s)	2004
2.	15.80 (1,754-111)	2001
3.	15.79 (1,926-122)	1987
4.	15.36 (1,690-110)	2007
5.	15.26 (1,786-117)	1999
6.	15.22 (1,872-123)	2003
7.	15.10 (1,736-115)	1997
8.	15.09 (1,946-129)	2000
9.	14.74 (1,592-108)	2005
10.	14.70 (1,676-114)	2002

ACES

1.	261	1984
2.	235	2003
3.	229	1986
4.	227	1988
	227	1987
6.	216	1993
7.	214	2001
8.	211	1985
9.	207	2002
	207	1990

ACES PER SET

1.	2.02 (216sa-107s)	1993
2.	1.99 (261-131)	1984
3.	1.93 (214-111)	2001
4.	1.91 (235-123)	2003
5.	1.86 (227-122)	1987
6.	1.82 (207-114)	2002
7.	1.79 (211-118)	1985
8.	1.79 (227-127)	1988
9.	1.74 (191-110)	1991
10.	1.73 (202-117)	1999

SERVE PERCENTAGE (SINCE 2001)

1.	.926 (2,558s-190e)	2013
2.	.924 (2,476-188)	2011
3.	.918 (2,404-198)	2012
4.	.913 (2,561-223)	2009
5.	.912 (2,557-226)	2010
6.	.904 (2,999-289)	2001
7.	.902 (3,048-298)	2007
8.	.902 (3,092-303)	2006
9.	.900 (2,928-292)	2004
10.	.899 (2,596-262)	2008

DIGS

1.	1,993	1986
2.	1,835	1994
3.	1,806	1992
4.	1,787	1999
5.	1,781	1993
6.	1,753	2000
7.	1,748	2006
8.	1,745	1987
9.	1,736	1997
10.	1,730	1996

DIGS PER SET

1.	16.64 (1,781d-107s)	1993
2.	15.98 (1,806-113)	1992
3.	15.82 (1,835-116)	1994
4.	15.58 (1,714-110)	1991
5.	15.47 (1,748-113)	2006
6.	15.27 (1,787-117)	1999
7.	15.10 (1,736-115)	1997
8.	15.00 (1,650-110)	2007
9.	14.68 (1,644-112)	2009
10.	14.43 (1,660-115)	1998

RECEPTION PERCENTAGE (SINCE 2001)

1.	.959 (2,209r-90e)	2004
2.	.956 (2,540-113)	2006
3.	.955 (2,525-114)	2007
4.	.955 (2,418-110)	2005
5.	.954 (2,129-97)	2009
6.	.953 (1,944-92)	2013
7.	.950 (2,107-105)	2001
8.	.949 (2,687-137)	2003
9.	.948 (1,901-99)	2012
10.	.944 (2,006-112)	2010

SOLO BLOCKS

1.	178	1985
2.	170	1988
3.	131	1986
4.	116	1989
5.	110	1992
	110	1984
7.	109	1991
8.	100	2001
9.	98	2002
10.	97	1987

BLOCK ASSISTS

1.	685	2000
2.	622	2007
3.	588	2011
4.	584	2001
5.	582	2010
6.	578	1999
7.	575	2005
8.	564	2008
9.	523	1994
10.	514	2013

TOTAL BLOCKS

1.	416.5 (74s-685a)	2000
2.	414.5 (170-489)	1988
3.	392.0 (100-584)	2001
4.	389.0 (78-622)	2007
5.	374.0 (131-486)	1986
6.	366.5 (79-575)	2005
7.	365.5 (178-375)	1985
8.	353.0 (64-578)	1999
9.	345.5 (110-471)	1984
10.	344.0 (53-582)	2010

BLOCKS PER SET

1.	3.54 (389.0b-110s)	2007
2.	3.53 (392.0-111)	2001
3.	3.39 (366.5-108)	2005
4.	3.26 (414.5-127)	1988
5.	3.23 (416.5-129)	2000
6.	3.15 (337.0-107)	2011
7.	3.13 (344.0-110)	2010
8.	3.10 (365.5-118)	1985
9.	3.06 (327.5-107)	1989
10.	3.02 (353.0-117)	1999

POINTS

1.	2,767.0 (2,164k-229sa-131-486b)	1986
2.	2,737.5 (2,120-201-74-685)	2000
3.	2,616.5 (2,048-235-87-493)	2003
4.	2,598.0 (2,062-227-97-424)	1987
5.	2,577.5 (1,971-261-110-471)	1984
6.	2,530.0 (1,975-202-64-578)	1999
7.	2,524.0 (1,918-214-100-584)	2001
8.	2,499.5 (1,858-227-170-489)	1988
9.	2,437.0 (1,946-175-67-498)	1998
10.	2,423.0 (1,899-199-73-504)	1996

SETS PLAYED

1.	145	1986
2.	131	1984
3.	129	2000
4.	127	1988
5.	125	1990
6.	123	2003
7.	122	1987
8.	120	1996
9.	118	1985
10.	117	1999

MATCHES PLAYED

1.	39	1986
2.	37	2000
3.	36	1984
4.	35	2003
	35	1985
6.	34	1996
	34	1988
8.	33	Five times; most recently in 2001

CAREER RECORDS

KILLS

1.	1,856	Angie Knox	1984-87
2.	1,773	Jill Johnson	1987-90
3.	1,640	Sherri Danielson	1982-85
4.	1,599	Angela Knopf	1998-01
5.	1,585	Courtney Cox	1998-01
6.	1,562	Tess Rogers	2002-05
7.	1,550	Catie Vagneur	1995-99
8.	1,422	Rainie Rogers	1994-97
9.	1,348	Mekana Barnes	2005-08
10.	1,331	Diane Saba	1983-87



Angie Knox, who helped CSU to its first conference champi-onship in 1984, holds the school's career kills record with 1,856.

KILLS PER SET (MINIMUM 500 KILLS)

1.	4.58	Sherri Danielson (1,640k-358s)	1982-85
2.	4.26	Angie Knox (1,856-436)	1984-87
3.	3.95	Rainie Rogers (1,422-360)	1994-97
4.	3.93	Jill Johnson (1,773-451)	1987-90
5.	3.78	Courtney Cox (1,585-419)	1998-01
6.	3.72	Tess Rogers (1,562-420)	2002-05
7.	3.55	Kristen Walton (1,299-366)	1989-93
8.	3.46	Angela Knopf (1,599-462)	1998-01
9.	3.41	Catie Vagneur (1,550-454)	1995-99
10.	3.28	Diane Saba (1,331-406)	1983-87

ATTACKS

1.	4,096	Catie Vagneur	1995-99
2.	4,048	Jill Johnson	1987-90
3.	3,956	Angie Knox	1984-87
4.	3,837	Courtney Cox	1998-01
5.	3,766	Tess Rogers	2002-05
6.	3,443	Sherri Danielson	1982-85
7.	3,246	Rainie Rogers	1994-97
8.	3,237	Jaime Strauss	2005-08
9.	3,228	Carrie Appleman	1989-92
10.	3,078	Angela Knopf	1998-01

HITTING PERCENTAGE (MINIMUM 500 KILLS)

1.	.393	Angela Knopf (1,599k-390e-3,078a)	1998-01
2.	.386	Katie Jo Shirley-Cahoon (1,070-266-2,084)	2001-04
3.	.350	Soraya Santos (667-204-1,324)	2000-01
4.	.348	Angie Knox (1,856-480-3,956)	1984-87
5.	.344	Angie Miller (735-240-1,437)	1988-89
6.	.341	Brieon Paige (672-172-1,466)	2008-12
7.	.338	Megan Plourde (1,066-306-2,249)	2008-12
8.	.337	Sherri Danielson (1,640-480-3,443)	1982-85
9.	.327	Mekana Barnes (1,328-457-2,725)	2005-08
10.	.324	Summer Jennings (973-324-2,000)	1997-00

ASSISTS

1.	6,340	Cindy Cox	1985-88
2.	5,873	Analisa Saylor	1994-97
3.	5,371	Ashley Fornstrom	2005-08
4.	4,844	Allison Peckham	1998-01
5.	4,566	Melissa Courtney	2001-04
6.	**3,540**	**Deedra Foss**	**2011-Present**
7.	3,193	Ginger Kidd	1991-93
8.	3,033	Robin Wilson	1982-84
9.	2,361	Evan Sanders	2008-10
10.	2,222	Anissia Belikoff	1988-91

ASSISTS PER SET (MINIMUM 2,000 ASSISTS)

1.	12.78	Cindy Cox (6,340a-496)	1985-88
2.	12.68	Analisa Saylor (5,873-463)	1994-97
3.	12.37	Melissa Courtney (4,566-369)	2001-04
4.	12.33	Allison Peckham (4,844-393)	1998-01
5.	12.32	Ashley Fornstrom (5,371-436)	2005-08
6.	11.87	Ginger Kidd (3,193-269)	1991-93
7.	11.71	Robin Wilson (3,033-259)	1982-84
8.	**11.06**	**Deedra Foss (3,540-320)**	**2011-Present**
9.	9.75	Anissia Belikoff (2,222-228)	1988-91
10.	9.26	Evan Sanders (2,361-255)	2008-2010

ACES

1.	138	Melissa Courtney	2001-04
	138	Angela Knopf	1998-01
3.	132	Kristen Walton	1989-93
	132	Diane Saba	1983-87
5.	130	Jill Johnson	1987-90
	130	Cindy Cox	1985-88
7.	129	Judy Rexroth	1994-97
8.	125	Kristen Vance	1996-99
9.	115	Janie Penfield	1994-97
	115	Sherri Danielson	1982-85

ACES PER SET (MINIMUM 50 ACES)

1.	0.41	Bri Frech (92sa-226s)	2003-04
2.	0.37	Melissa Courtney (138-369)	2001-04
3.	0.36	Kristen Walton (132-366)	1989-93
4.	0.33	Diane Saba (132-406)	1983-87
5.	0.32	Soraya Santos (74-231)	2000-01
	0.32	Sherri Danielson (115-358)	1982-85
7.	0.31	Cindy Nelson (99-316)	1986-89
8.	0.30	Angela Knopf (138-462)	1998-01
	0.30	Judy Rexroth (129-431)	1994-97
10.	0.29	Jill Johnson (130-451)	1987-90

SERVE ATTEMPTS

1.	1,927	Ashley Fornstrom	2005-08
2.	1,872	Katelin Batten	2006-09
3.	1,637	Mekana Barnes	2004-08
4.	1,597	Melissa Courtney	2001-04
5.	1,588	Jacque Davisson	2007-10
6.	1,547	Tess Rogers	2002-05
7.	1,542	Dana Cranston	2009-12
8.	1,515	Katie Jo Shirley-Cahoon	2001-04
9.	1,254	Katherine Whitney	2004-06
10.	1,186	Casey Bauer	2002-05

SERVE PERCENTAGE (MINIMUM 500 SERVES; SINCE 2001)

1.	.961	Dana Cranston (1,542s-60e)	2009-12
2.	.954	Lindsey Kerr (518-24)	2001-03
3.	.934	Izzy Gaulia (1,056-70)	2009-12
4.	.928	Casey Bauer (1,186-85)	2002-05
5.	.927	Jacque Davisson (1,588-116)	2007-10
6.	.926	Katelin Batten (1,872-138)	2006-09
7.	.923	Jaime Strauss (1,160-89)	2005-08
8.	**.922**	**Jaime Colaizzi (693-54)**	**2012-Present**
9.	.920	Katie Jo Shirley-Cahoon (1,515-121)	2000-04
10.	.919	Evan Sanders (864-70)	2008-10

DIGS

1.	1,783	Katelin Batten	2006-09
2.	1,241	Carrie Appleman	1989-92
3.	1,187	Jill Johnson	1987-90
4.	1,164	Izzy Gaulia	2009-12
5.	1,155	Kellie Barnes	1991-94
6.	1,149	Kristen Vance	1996-99
7.	1,118	Janie Penfield	1994-97
8.	1,057	Angela Knopf	1998-01
9.	1,047	Catie Vagneur	1995-99
10.	1,000	Analisa Saylor	1994-97

DIGS PER SET (MINIMUM 500 DIGS)

1.	4.01*	Katelin Batten (1,783d-445s)*	2006-09
2.	3.17*	Katherine Whitney (920-290)	2004-06
3.	3.13*	Izzy Gaulia (1,082-352)	2009-12
4.	**3.12***	**Jaime Colaizzi (630-202)**	**2012-Present**
5.	3.03*	Lindsey Kerr (902-298)	2001-03
6.	2.86	Nalani Yamashita (615-215)	1992-93
7.	2.86	Kellie Barnes (1,150-404)	1991-94
8.	2.82	Carrie Appleman (1,241-440)	1989-92
9.	2.63	Jill Johnson (1,187-451)	1987-90
10.	**2.61**	**Adrianna Culbert (522-200)**	**2012-Present**

RECEPTION PERCENTAGE (MIN. 1,000 RECEPTIONS; SINCE 2001)

1.	.968	Katherine Whitney (1,874r-60e)	2004-06
2.	.964	Kristen Karlik (1,074-39)	2003-04
3.	**.963**	**Adrianna Culbert (1,235-46)**	**2012-Present**
4.	.963	Katelin Batten (2,297-86)	2006-09
5.	.962	Izzy Gaulia (1,609-61)	2009-12
6.	.962	Jaime Strauss (2,576-99)	2005-08
7.	.956	Bri Frech (1,026-45)	2003-04
8.	.952	Lindsey Kerr (1,399-67)	2001-03
9.	.951	Casey Bauer (1,012-50)	2002-05
10.	.950	Katie Jo Shirley-Cahoon (1,429-72)	2000-04

SOLO BLOCKS

1.	151	Diane Saba	1983-87
2.	134	Angie Miller	1988-89
3.	128	Lori McMillan	1982-85
4.	116	Kristen Walton	1989-93
5.	104	Stephanie Montgomery	1986-88,90
6.	84	Angela Knopf	1988-01
7.	74	Judy Rexroth	1994-97
8.	70	Tess Rogers	2002-05
9.	59	Esther Langley	1995-98
10.	55	Melanie Williams	1992-95

BLOCK ASSISTS

1.	584	Megan Plourde	2009-2012
2.	546	Angela Knopf	1998-01
3.	518	Mekana Barnes	2005-08
4.	486	Tessa Nelson	2005-09
5.	403	Summer Jennings	1997-00
6.	388	Dre Downs	2002-05
	388	Janie Penfield	1994-97
8.	349	Ashley Fornstrom	2005-08
9.	346	Judy Rexroth	1994-97
10.	344	Katie Jo Shirley-Cahoon	2001-04

TOTAL BLOCKS

1.	630	Angela Knopf (84s-546a)	1998-01
2.	620	Megan Plourde (36-584)	2009-2012
3.	571	Mekana Barnes (53-518)	2005-08
4.	514	Tessa Nelson (28-486)	2005-09
5.	482	Diane Saba (151-331)	1983-87
6.	442	Stephanie Montgomery (104-338)	1986-88,90
7.	437	Summer Jennings (34-403)	1997-00
8.	432	Dre Downs (44-388)	2002-05
9.	430	Kristen Walton (116-314)	1989-93
10.	421	Janie Penfield (33-388)	1994-97

BLOCKS PER SET (MINIMUM 250 BLOCKS)

1.	1.67	Angie Miller (375b-225s)	1988-89
2.	1.47	Megan Plourde (584-395)	2009-12
3.	1.41	Melanie Williams (311-220)	1992-95
4.	1.36	Angela Knopf (630-462)	1998-01
	1.36	Mekana Barnes (571-421)	2005-08
6.	1.22	Bri Frech (275-226)	2003-04
7.	1.21	Michelle Knox (268-222)	2000-02
8.	1.19	Diane Saba (482-406)	1983-87
9.	1.18	Tessa Nelson (514-437)	2005-09
10.	1.17	Kristen Walton (430-366)	1989-93

POINTS

1.	2,096.5	Angie Knox (1,856k-104sa-52-169b)	1984-87
2.	2,094.0	Angela Knopf (1,599-138-84-546)	1998-01
3.	2,063.5	Jill Johnson (1,773-130-49-223)	1987-90
4.	1,855.5	Sherri Danielson (1,640-115-32-137)	1982-85
5.	1,840.5	Courtney Cox (1,585-81-53-243)	1998-01
6.	1,800.0	Tess Rogers (1,562-79-70-178)	2002-05
7.	1,779.5	Diane Saba (1,331-132-151-331)	1983-87
8.	1,769.5	Catie Vagneur (1,550-105-25-179)	1995-99
9.	1,767.0	Mekana Barnes (1,348-107-53-518)	2004-08
10.	1,704.0	Kristen Walton (1,299-132-116-314)	1989-93

POINTS PER SET (MINIMUM 200 SETS)

1.	5.18	Sherri Danielson (1,855.5p-358s)	1982-85
2.	4.81	Angie Knox (2,096.5-436)	1984-87
3.	4.66	Kristen Walton (1,704.0-366)	1989-93
4.	4.65	Angie Miller (1,045.5-255)	1988-89
5.	4.58	Jill Johnson (2,063.5-451)	1987-90
6.	4.53	Angela Knopf (2,094.0-462)	1998-01
7.	4.43	Rainie Rogers (1,593.5-360)	1994-97
8.	4.39	Courtney Cox (1,840.5-419)	1998-01
9.	4.38	Diane Saba (1,779.5-406)	1983-87
10.	4.29	Tess Rogers (1,593.5-420)	2002-05

SETS PLAYED

1.	496	Cindy Cox	1985-88
2.	465	Stephanie Montgomery	1986-88,90
3.	463	Analisa Saylor	1994-97
4.	462	Angela Knopf	1998-01
	462	Kristen Vance	1996-99
6.	454	Catie Vagneur	1995-99
7.	453	Melissa McNally	1986-89
8.	451	Janie Penfield	1994-97
	451	Jill Johnson	1987-90
10.	440	Carrie Appleman	1989-92

MATCHES PLAYED

1.	140	Cindy Cox	1985-88
2.	136	Angie Knox	1984-87
3.	133	Angela Knopf	1998-01
4.	132	Catie Vagneur	1995-99
	132	Kristen Vance	1996-99
6.	131	Courtney Cox	1998-01
	131	Stephanie Montgomery	1986-98, 90
8.	130	Analisa Saylor	1994-97
9.	129	Janie Penfield	1994-97
10.	128	Judy Rexroth	1994-97
	128	Melissa McNally	1986-89

KILLS

2013	Marlee Reynolds	333
2012	Dana Cranston	377
2011	Katelyn Steffan	373
2010	Danielle Minch	348
2009	Danielle Minch	426
2008	Mekana Barnes	374
2007	Jaime Strauss	451
2006	Jaime Strauss	392
2005	Tess Rogers	382
2004	Tess Rogers	380
2003	Becky Sarauer	444
2002	Tess Rogers	419
2001	Angela Knopf	449
2000	Courtney Cox	524
1999	Catie Vagneur	486
1998	Catie Vagneur	466
1997	Rainie Rogers	499
1996	Rainie Rogers	542
1995	Rainie Rogers	338
1994	Kellie Barnes	369
1993	Kristen Walton	476
1992	Carrie Appleman	473
1991	Carrie Appleman	370
1990	Jill Johnson	517
1989	Jill Johnson	402
1988	Jill Johnson	549
1987	Angie Knox	629
1986	Angie Knox	707
1985	Sherri Danielson	515
1984	Sherri Danielson	695
1983	Sue Nitchman	363

KILLS PER SET

2013	Marlee Reynolds	3.06 (333k-109s)
2012	Dana Cranston	3.62 (377-104)
2011	Katelyn Steffan	3.59 (373-104)
2010	Danielle Minch	3.35 (348-104)
2009	Danielle Minch	3.80 (426-112)
2008	Mekana Barnes	3.34 (374-112)
2007	Jaime Strauss	4.21(451-107)
2006	Jaime Strauss	3.56 (392-110)
2005	Tess Rogers	3.57 (382-107)
2004	Tess Rogers	3.92 (380-97)
2003	Becky Sarauer	3.67 (444-121)
2002	Tess Rogers	3.77 (419-111)
2001	Courtney Cox	4.12 (437-106)
2000	Courtney Cox	4.09 (524-128)
1999	Catie Vagneur	4.15 (486-117)
1998	Catie Vagneur	4.09 (466-114)
1997	Rainie Rogers	4.38 (499-114)
1996	Rainie Rogers	4.52 (542-120)
1995	Rainie Rogers	3.45 (338-98)
1994	Kellie Barnes	3.51 (369-105)
1993	Kristen Walton	4.49 (476-106)
1992	Carrie Appleman	4.19 (473-113)
1991	Kristen Walton	3.52 (345-98)
1990	Jill Johnson	4.46 (517-116)
1989	Angie Miller	3.98 (394-99)
1988	Jill Johnson	4.32 (549-127)
1987	Angie Knox	5.33 (629-118)
1986	Angie Knox	5.12 (707-138)
1985	Sherri Danielson	4.86 (515-106)
1984	Sherri Danielson	5.52 (695-126)
1983	Sue Nitchman	3.99 (363-91)

HITTING PERCENTAGE (MINIMUM 200 KILLS)

2013	Samantha Peters	.402 (256k-52e-508a)
2012	Megan Plourde	.358 (303-83-615)
2011	Brieon Paige	.333 (227-65-487)
2010	Megan Plourde	.364 (279-73-556)
2009	Megan Plourde	.331 (235-65-514)
2008	Mekana Barnes	.335 (374-128-734)
2007	Mekana Barnes	.401(420-108-779)
2006	Mekana Barnes	.286 (306-116-664)
2005	Dre Downs	.358 (355-100-712)
2004	Katie Jo Cahoon	.386 (314-69-635)
2003	Katie Jo Shirley	.415 (426-101-783)
2002	Katie Jo Shirley	.339 (278-86-567)
2001	Angela Knopf	.456 (449-82-805)
2000	Angela Knopf	.424 (418-87-780)
1999	Angela Knopf	.357 (405-115-813)
1998	Summer Jennings	.330 (279-97-551)
1997	Judy Rexroth	.367 (328-95-635)
1996	Judy Rexroth	.323 (377-105-841)
1995	Melanie Williams	.283 (308-117-674)
1994	Wendy Herb	.210 (223-100-587)
1993	Kristen Walton	.290 (476-167-1,067)
1992	Kristen Walton	.266 (404-145-975)
1991	Kristen Walton	.301 (345-108-788)
1990	Jill Johnson	.291 (517-192-1,118)
1989	Angie Miller	.328 (394-134-793)
1988	Angie Miller	.365 (341-106-644)
1987	Diane Saba	.343 (524-169-1,036)
1986	Angie Knox	.416 (707-130-1,387)
1985	Sherri Danielson	.346 (515-149-1,059)
1984	Sherri Danielson	.398 (695-164-1,335)
1983	Sherri Danielson	.252 (339-128-836)

ASSISTS

2013	Deedra Foss	1,282
2012	Deedra Foss	1,117
2011	Deedra Foss	1,141
2010	Evan Sanders	1,162
2009	Evan Sanders	1,183
2008	Ashley Fornstrom	1,260
2007	Ashley Fornstrom	1,509
2006	Ashley Fornstrom	1,384
2005	Ashley Fornstrom	1,218
2004	Melissa Courtney	1,407
2003	Melissa Courtney	1,621
2002	Melissa Courtney	1,421
2001	Allison Peckham	1,459
2000	Allison Peckham	1,588
1999	Allison Peckham	1,421
1998	Katherine Pettit	1,140
1997	Analisa Saylor	1,537
1996	Analisa Saylor	1,564
1995	Analisa Saylor	1,438
1994	Analisa Saylor	1,334
1993	Ginger Kidd	1,463
1992	Ginger Kidd	1,391
1991	Anissia Belikoff	988
1990	Tara Holland	862
1989	Julie McShane	694
1988	Cindy Cox-Bellin	1,523
1987	Cindy Cox	1,759
1986	Cindy Cox	1,766
1985	Cindy Cox	1,292
1984	Robin Wilson	1,592
1983	Robin Wilson	1,079

SERVICE ACES

2013	Deedra Foss	32
2012	Dana Cranston	27
2011	Dana Cranston	36
2010	Danielle Minch	28
2009	Jacque Davisson	22
2008	Jacque Davisson	27
2007	Mekana Barnes	28
2006	Mekana Barnes	31
2005	Katherine Whitney	37
2004	Bri Frech	41
2003	Melissa Courtney	53
2002	Dre Downs	59
2001	Angela Knopf	57
2000	Angela Knopf	43
1999	Kristen Vance	40
1998	Kristen Vance	34
1997	Judy Rexroth	33
1996	Judy Rexroth	37
	Rainie Rogers	37
1995	Heather Parmely	46
1994	Analisa Saylor	31

	Wendy Herb	31
1993	Kristen Walton	47
1992	Kristen Walton	45
1991	Anissia Belikoff	35
1990	Jill Johnson	39
1989	Jill Johnson	30
1988	Cindy Nelson	46
1987	Diane Saba	45
1986	Diane Saba	52
1985	Sherri Danielson	46
1984	Sherri Danielson	53
1983	Sue Nitchman	25

DIGS

2013	*Jaime Colaizzi	445
2012	*Izzy Gaulia	410
2011	*Izzy Gaulia	508
2010	*Audrey Hemmings	397
2009	*Katelin Batten	479
2008	*Katelin Batten	409
2007	*Katelin Batten	463
2006	*Katelin Batten	438
2005	*Katherine Whitney	436
2004	*Kristen Karlik	352
2003	Melissa Courtney	287
2002	*Lindsey Kerr	433
2001	Courtney Cox	271
2000	Krista Swartzendruber	332
1999	Kristen Vance	321
1998	Kristen Vance	329
1997	Janie Penfield	313
	Rainie Rogers	313
1996	Janie Penfield	304
1995	Analisa Saylor	259
1994	Kellie Barnes	365
1993	Kellie Barnes	350
1992	Carrie Appleman	437
1991	Carrie Appleman	391
1990	Jill Johnson	328
1989	Jill Johnson	325
1988	Jill Johnson	291
1987	Angie Knox	294
1986	Diane Saba	368
1985	Diane Saba	262
1984	Laurie Wulf	342
1983	Sue Nitchman	106

DIGS PER SET

2013	*Jaime Colaizzi	4.08 (445d-109s)
2012	*Izzy Gaulia	4.23 (410-97)
2011	*Izzy Gaulia	4.75 (508-107)
2010	*Audrey Hemmings	3.61 (397-110)
2009	*Katelin Batten	4.32 (479-111)
2008	*Katelin Batten	3.68 (409-111)
2007	*Katelin Batten	4.21 (463-110)
2006	*Katelin Batten	3.88 (438-113)
2005	*Katherine Whitney	4.04 (436-108)
2004	*Kristen Karlik	3.42 (352-103)
2003	*Lindsey Kerr	2.94 (238-81)
2002	*Lindsey Kerr	3.90 (433-111)
2001	Courtney Cox	2.56 (271-106)
2000	Krista Swartzendruber	2.68 (332-124)
1999	Kristen Vance	2.74 (321-117)
1998	Kristen Vance	2.91 (329-113)
1997	Janie Penfield	2.75 (313-114)
	Rainie Rogers	2.75 (313-114)
1996	Janie Penfield	2.53 (304-120)
1995	Janie Penfield	2.35 (242-103)
1994	Kellie Barnes	3.48 (365-105)
1993	Kellie Barnes	3.68 (350-95)
1992	Carrie Appleman	3.87 (437-113)
1991	Carrie Appleman	3.62 (391-108)
1990	Jill Johnson	2.83 (328-116)
1989	Jill Johnson	3.04 (325-107)
1988	Jill Johnson	2.29 (291-127)
1987	Angie Knox	2.49 (294-118)
1986	Angie Knox	2.65 (366-138)
1985	Sherri Danielson	2.39 (253-106)
1984	Laurie Wulf	2.71 (342-126)
1983	Sue Nitchman	1.16 (106-91)

* - indicates libero

BLOCKS

2013	Samantha Peters	145 (15s-130a)
2012	Megan Plourde	159 (8-151)
2011	Megan Plourde	178 (8-179)
2010	Megan Plourde	167 (14-153)
2009	Tessa Nelson	127 (4-123)
2008	Mekana Barnes	164 (14-150)
2007	Mekana Barnes	177 (17-160)
2006	Tessa Nelson	119 (10-109)
2005	Dre Downs	161 (7-154)
2004	Bri Frech	130 (14-116)
2003	Bri Frech	145 (9-136)
2002	Katie Jo Shirley	129 (21-108)
2001	Angela Knopf	154 (20-134)
2000	Angela Knopf	214 (23-191)
1999	Summer Jennings	169 (14-155)
1998	Esther Langley	142 (24-118)
1997	Judy Rexroth	122 (16-106)
1996	Judy Rexroth	146 (29-117)
1995	Melanie Williams	172 (34-138)
1994	Melanie Williams	134 (21-113)
1993	Kristen Walton	105 (37-68)
1992	Kristen Walton	147 (39-108)
1991	Kristen Walton	137 (34-103)
1990	Stephanie Montgomery	102 (18-84)
	Erin Measom	102 (22-80)
1989	Angie Miller	169 (62-107)
1988	Angie Miller	206 (72-134)
1987	Diane Saba	150 (41-109)
1986	Diane Saba	195 (58-137)
1985	Lori McMillan	145 (58-87)
1984	Lori McMillan	151 (37-114)
1983	Lori McMillan	59 (23-36)

BLOCKS PER SET

2013	Samantha Peters	1.42 (145b-102s)
2012	Megan Plourde	1.53 (159-104)
2011	Megan Plourde	1.71 (170-104)
2010	Megan Plourde	1.62 (167-103)
2009	Tessa Nelson	1.19 (127-109)
2008	Mekana Barnes	1.46 (163-112)
2007	Mekana Barnes	1.65 (177-107)
2006	Tessa Nelson	1.06 (119-112)
2005	Dre Downs	1.50 (161-107)
2004	Bri Frech	1.26 (130-103)
	Katie Jo Cahoon	1.26 (127-101)
2003	Bri Frech	1.18 (145-123)
2002	Katie Jo Shirley	1.13 (129-114)
2001	Michelle Knox	1.46 (142-97)
2000	Angela Knopf	1.66 (214-129)
1999	Summer Jennings	1.46 (169-116)
1998	Esther Langley	1.33 (142-107)
1997	Judy Rexroth	1.11 (122-110)
1996	Judy Rexroth	1.22 (146-120)
1995	Melanie Williams	1.55 (172-111)
1994	Melanie Williams	1.30 (134-103)
1993	Kristen Walton	0.99 (105-106)
1992	Kristen Walton	1.32 (147-111)
1991	Kristen Walton	1.40 (137-98)
1990	Stephanie Montgomery	0.90 (102-113)
1989	Angie Miller	1.71 (169-99)
1988	Angie Miller	1.63 (206-126)
1987	Diane Saba	1.25 (150-120)
1986	Diane Saba	1.34 (195-145)
1985	Lori McMillan	1.29 (145-112)
1984	Lori McMillan	1.18 (151-128)
1983	Lori McMillan	0.75 (59-79)

Two times since the turn of the century a CSU player has led the nation in a statistical category – Angela Knopf in 2000, hitting .458, and Megan Plourde in 2011, averaging 1.71 blocks per set. Since the NCAA officially began tracking category leaders in 2001, several CSU individuals and Rams teams have ranked among the best in the nation.

Below is a look at CSU's top-50 individual and team rankings since 2001.

TEAM CATEGORIES

Rank	Figure	Year
Aces Per Set		
N/A		
Assists Per Set		
9	15.86	2004
19	15.36	2007
26	13.20	2013
35	12.70	2008
39	14.74	2005
Blocks Per Set		
2	3.13	2010
3	3.15	2011
4	2.97	2008
5	3.54	2007
9	3.39	2005
13	2.84	2013
15	2.85	2012
22	2.63	2009
23	2.97	2004
46	2.82	2006
Digs Per Set		
N/A		
Hitting Percentage		
6	.299	2013
10	.270	2011
13	.281	2004
13	.271	2007
17	.266	2012
36	.252	2010
47	.243	2008
Kills Per Set		
10	17.20	2004
10	17.03	2007
14	14.44	2013
34	13.74	2008
45	15.99	2006
46	16.02	2005
Match Win-Loss Percentage		
3	.933	2013
12	.839	2010
13	.867	2004
18	.800	2011
19	.806	2009
32	.767	2008
42	.724	2007
42	.724	2012

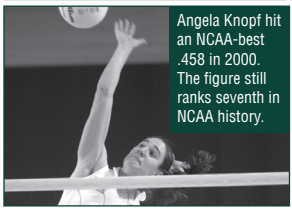

Angela Knopf hit an NCAA-best .458 in 2000. The figure still ranks seventh in NCAA history.

INDIVIDUAL CATEGORIES

Rank	Figure	Player	Year
Aces Per Set			
N/A			
Assists Per Set			
8	13.72	Ashley Fornstrom	2007
10	11.76	Deedra Foss	2013
19	11.25	Ashley Fornstrom	2008
49	12.58	Ashley Fornstrom	2006
Blocks Per Set			
1	1.71	Megan Plourde	2011
2	1.62	Megan Plourde	2010
5	1.65	Mekana Barnes	2007
5	1.46	Mekana Barnes	2008
8	1.53	Megan Plourde	2012
15	1.42	Samantha Peters	2013
22	1.50	Dre Downs	2005
46	1.16	Tessa Nelson	2008
49	1.19	Tessa Nelson	2009
Digs Per Set			
N/A			
Hitting Percentage			
13	.401	Mekana Barnes	2007
23	.402	Samantha Peters	2013
38	.364	Megan Plourde	2010
42	.358	Dre Downs	2005
47	.351	Mekana Barnes	2008
47	.365	Kelsey Snider	2013
48	.358	Megan Plourde	2012
Kills Per Set			
N/A			
Points Per Set			
N/A			

OTHER NOTES:

- Angela Knopf's .393 career hitting percentage ranks 22nd in NCAA women's volleyball history. She hit .458 in 2000, a figure which led the nation and still ranks seventh all-time.
- Cindy Cox's 14.76 assists-per-set average in 1987 still ranks 11th, while her 6,340 career assists rank 10th.
- Megan Plourde averaged 1.71 blocks per set in 2011 and 1.62 in 2012. The figures rank sixth and 13th, respectively, since the start of the 25-point era in 2008.
- As a team, the Rams' 3.15 blocks per set in 2011 and 3.13 in 2010 rank ninth and 10th during the 25-point era.
- CSU's 44-match home winning streak from 1998-2000 ranks 18th in women's volleyball history.
- The Rams rank 17th for overall winning percentage.
- From 2009-13, CSU has a .821 winning percentage (124-27), sixth-best in the NCAA.

WINS IN A SEASON

1.	32	2000
2.	30	2003
	30	1999
4.	29	2001
5.	28	2013
	28	1987
7.	27	1997
	27	1986
	27	1984
10.	26	2010
	26	2004
	26	1985
	26	1983

SEASON WINNING PERCENTAGE

1.	.933 (28-2)	2013
2.	.909 (30-3)	1999
3.	.879 (29-4)	2001
4.	.867 (26-4)	2004
5.	.865 (32-5)	2000
6.	.857 (30-5)	2003
7.	.848 (28-5)	1987
8.	.839 (26-5)	2010
9.	.818 (27-6)	1997
10.	.806 (25-6)	2009

HOME WINNING PERCENTAGE

1.	1.000 (18-0)	1999
	1.000 (15-0)	2001
	1.000 (14-0)	2008
	1.000 (14-0)	2007
5.	.947 (18-1)	2000
6.	.938 (15-1)	2012
	.938 (15-1)	1997
	.938 (15-1)	1984
9.	.933 (14-1)	2013
	.933 (14-1)	1985

TOP 10 HOME CROWDS

	Opponent	Attendance	Year
1.	Nebraska	6,750	2011
2.	Duke	6,333	2010
3.	BYU	6,260	1988
4.	UCLA	5,641	2012
5.	BYU	5,486	2001
6.	Wyoming	5,389	1987
7.	BYU	5,317	1987
8.	BYU	5,307	2000
9.	Nebraska	5,087	1987
10.	Boise State	4,801	2013

TOP 10 ROAD CROWDS

	Opponent	Attendance	Year
1.	Hawai'i	8,624	2011
2.	Hawai'i	7,801	1996
3.	New Mexico	7,008	1992
4.	Long Beach State (Hawai'i)	6,416	1999
5.	Washington (Hawai'i)	6,099	2002
6.	Nebraska	4,141	2004
7.	Nebraska	3,987	2000
8.	Pacific	3,522	1988
9.	BYU	3,507	2005
10.	Kansas State	3,323	2003

PROGRAM MILESTONE WINS

Date	Win No.	Opponent
1976	1	Laramie County C.C.
11/15/1980	50	Wyoming
11/12/1983	100	New Mexico State
10/23/1987	200	New Mexico State
9/11/1990	250	Colorado
9/1/1993	300	Minnesota
11/25/1997	400	Fresno State
10/12/2001	500	New Mexico
9/17/2005	600	Florida A&M
11/7/2009	700	San Diego State
11/12/2011	750	New Mexico
11/15/2013	800	Air Force

MOST CONSECUTIVE WINS

1.	27	2013
2.	23	2003
3.	20	2001
4.	19	2000
5.	17	1999

MOST CONSECUTIVE LOSSES

1.	15	1976-77
2.	13	9/11-10/15/82
3.	9	10/14-10/29/77
4.	6	9/17-10/7/94
	6	9/29-10/11/79

HILBERT'S MOST CONSECUTIVE LOSSES (SINCE 1997)

	3	8/30-9/1/12
	3	8/24-8/26/07
	3	11/12-11/18/06

MOST CONSECUTIVE HOME WINS

1.	44	9/18/98-11/18/00
2.	21	9/27/12-11/15/13
	21	9/27/07-11/16/08
3.	20	12/1/00-9/5/02
4.	18	9/11/85-9/13/86

MOST CONSECUTIVE HOME LOSSES (SINCE 1983)

1.	4	10/29-11/9/94
2.	3	11/8-11/14/96
	3	9/10-10/7/94
	3	10/20-11/9/90
5.	2	8/28-8/29/09
	2	11/17-11/18/06

MOST CONSECUTIVE TRUE ROAD WINS

1.	17	2012-13
2.	11	2003
3	8	2004
	8	1986
5.	7	2000

CONSECUTIVE WINS TO BEGIN A SEASON

1.	27	2013
2.	20	2001
3.	17	1999
4.	10	1993
5.	8	1986

CONSECUTIVE LOSSES TO BEGIN A SEASON

1.	3	2007
	3	1977
3.	2	2009
	2	1990
5.	1	Eight times; most recently in 2006

MOST SWEEPS - SEASON

1.	24	2000
2.	23	2001
3.	20	1999
4.	19	1983
5.	18	Five times; most recently in 2011

MOST SWEEPS - CONSECUTIVE

1.	13	9/16-10/27/00
2.	12	9/27-11/2/01
3.	8	9/4-9/13/86
4.	7	10/13-11/4/11
	7	9/5-9/18/99

DOUBLE-FIGURE KILL MATCHES - SEASON

1.	32	Angie Knox	1986
	32	Sherri Danielson	1984
3.	31	Angie Knox	1987
	31	Diane Saba	1987
5.	30	Rainie Rogers	1996

DOUBLE-FIGURE KILL MATCHES - CAREER

1.	93	Tess Rogers	2002-05
2.	90	Jill Johnson	1987-90
3.	89	Angie Knox	1984-87
4.	88	Courtney Cox	1998-01
	88	Angela Knopf	1998-01

CONSECUTIVE DOUBLE-FIGURE KILL MATCHES

1.	24	Rainie Rogers	1995-96
2.	23	Catie Vagneur	1998
3.	21	Angie Knox	1987
4.	19	Jill Johnson	1987-88
	19	Sherri Danielson	1984

DOUBLE FIGURE-DIG MATCHES - SEASON

1.	29*	Katelin Batten	2006
2.	27*	Katelin Batten	2007
	27*	Lindsey Kerr	2002
4.	26*	Jaime Colaizzi	2013
	26*	Izzy Gaulia	2011

DOUBLE-FIGURE DIG MATCHES - CAREER

1.	105*	Katelin Batten	2006-09
2.	65	Carrie Appleman	1989-92
3.	60	Kellie Barnes	1991-94
4.	58	Janie Penfield	1994-97
	58	Jill Johnson	1987-90

20-PLUS DIG MATCHES - CAREER

1.	24*	Katelin Batten	2006-09
2.	13*	Izzy Gaulia	2009-2012
3.	9	Carrie Appleman	1989-92
4.	**8***	**Jaime Colaizzi**	**2012-Present**
5	7	Kellie Barnes	1991-94

* Indicates libero

DOUBLE-FIGURE BLOCK MATCHES - SEASON

1.	6	Angie Miller	1988
2.	5	Angela Knopf	2000
3.	4	Megan Plourde	2012
4.	3	Megan Plourde	2010
	3	Summer Jennings	1999
	3	Angie Miller	1989
	3	Diane Saba	1986

DOUBLE-DOUBLES - SEASON

(in kills and digs unless otherwise noted)

1.	24	Carrie Appleman	1991
2.	16	Katherine Whitney	2006
	16	Kellie Barnes	1993
	16	Jill Johnson	1989
5.	15	Four tied; most recently by Janie Penfield	1997

CONSECUTIVE DOUBLE-DOUBLES

1.	8	Carrie Appleman	1992
2.	7	Katherine Whitney	2006
3.	5	Melissa Courtney (a-d)	2003
	5	Catie Vagneur	1999
	5	Jill Johnson	1989
	5	Diane Saba	1986

TRIPLE DOUBLES

52a-14d-10b	Ashley Fornstrom vs. Utah	10/20/07
53a-14d-11b	Ashley Fornstrom at Wyoming	10/1/06
14k-15d-12b	Angela Knopf at Utah	11/3/01
26k-12d-12b	Angela Knopf vs. Colorado^	12/2/00
14k-10d-10b	Angela Knopf at Pacific	11/26/00
15k-10d-14b	Angela Knopf at San Diego State	11/10/00
12k-13d-11b	Judy Rexroth vs. Pepperdine	9/14/96
11k-23d-10b	Wendy Herb vs. Northwestern	9/2/94
24k-19d-10b	Janie Penfield at UC Irvine	11/22/94
20k-12d-13b	Kristen Walton vs. Loyola Marymount	9/5/92
67a-13d-10b	Cindy Cox-Bellin at Texas A&M	9/9/88
25k-18d-10b	Diane Saba vs. Purdue	9/11/87
13k-11d-10b	Diane Saba vs. New Mexico	10/24/86
14k-15d-11b	Lori McMillan vs. Hawai'i	11/6/84
10k-16d-10b	Lori McMillan at BYU	10/5/84

Setter Ashley Fornstrom was the last Rams player to tally a triple-double, doing so for the second time in her career in 2007. All-time, nine players have recorded 15 total triple-doubles.

ANNUAL ATTENDANCE FIGURES

Year	NCAA Rank	Matches	Total Attendance	Avg./Match
2013	7	15	49,240	3,283
2012	16	16	34,539	2,159
2011	17	12	25,815	2,151
2010	13	17	37,064	2,180
2009	18	18	33,222	1,846
2008	9	14	33,429	2,388
2007	18	14	23,798	1,700
2006	19	15	23,309	1,554
2005	18	16	26,362	1,648
2004	11	19	33,823	1,795
2003	21	14	21,029	1,502
2002	17	17	22,329	1,313
2001	4	15	42,691	2,846
2000	8	19	38,027	2,001
1999	14	18	26,776	1,488
1998	31	14	12,608	901
1997	25	16	13,609	851
1996	21	16	13,244	828
1995	23	14	12,720	909
1994	24	19	13,707	721
1993	19	15	16,684	1,112
1992	18	14	13,647	975
1991	23	15	11,988	799
1990	15	16	14,927	933
1989	7	14	17,587	1,256
1988	1	16	35,269	2,204
1987	2	19	41,324	2,175
1986	23	16	10,127	633
1985	N/A	15	15,687	1,046
1984	N/A	16	13,066	817
1983	N/A	7	4,228	604

TEAM YEAR-BY-YEAR STATISTICS

YEAR	MP	SP	K	K/S	E	TA	PCT	AST	A/S	SA	SA/S	SE	DIGS	D/S	BS	BA	TB	B/S	RECORD	FINISH
2013	30	109	1574	14.44	475	3674	.299	1439	13.20	127	1.17	190	1545	14.17	53	514	310.0	2.84	28-2	1st MW
2012	29	104	1391	13.38	468	3476	.266	1270	12.21	110	1.06	198	1472	14.15	42	509	296.5	2.85	21-8	T-1st MW
2011	30	107	1396	13.05	453	3487	.270	1272	11.89	143	1.34	188	1519	14.20	43	588	337.0	3.15	24-6	1st MW
2010	31	110	1445	13.14	560	3517	.252	1312	11.93	134	1.22	226	1408	12.80	53	582	344.0	3.13	26-5	1st MW
2009	31	112	1488	13.29	566	3929	.235	1363	12.17	103	0.92	223	1644	14.68	39	512	295.0	2.63	25-6	1st MW
2008	30	112	1539	13.74	609	3828	.243	1422	12.70	140	1.25	262	1474	13.16	51	564	333.0	2.97	23-7	2nd MW
2007	31	110	1873	17.03	659	4474	.271	1690	15.36	138	1.25	298	1650	15.00	78	622	389.0	3.54	23-8	1st MW
2006	30	113	1807	15.99	744	4571	.233	1646	14.57	170	1.50	303	1748	15.47	73	492	319.0	2.82	20-10	3rd MW
2005	30	108	1730	16.02	761	4152	.233	1592	14.74	170	1.57	318	1521	14.08	79	575	366.5	3.39	21-9	2nd MW
2004	30	103	1772	17.20	648	3997	.281	1639	15.91	168	1.63	292	1483	14.40	70	472	306.0	2.97	26-4	T-1st MW
2003	35	123	2048	16.65	816	4532	.272	1872	15.22	235	1.91	396	1554	12.63	87	493	333.5	2.71	30-5	1st MW
2002	32	114	1826	16.02	785	4299	.242	1676	14.70	207	1.82	341	1607	14.10	98	433	314.5	2.76	22-10	1st MW
2001	33	111	1918	17.28	630	4097	.314	1754	15.80	214	1.93	289	1565	14.10	100	584	392.0	3.53	29-4	1st MW
2000	37	129	2120	16.43	732	4658	.298	1946	15.09	201	1.56	367	1753	13.59	74	685	416.5	3.23	32-5	1st MW
1999	33	117	1975	16.88	816	4657	.249	1786	15.26	202	1.73	306	1787	15.27	64	578	353.0	3.02	30-3	2nd MW
1998	32	115	1946	16.92	775	4642	.252	1651	14.36	175	1.52	304	1660	14.43	67	498	316.0	2.75	24-8	1st WAC (Mtn.)
1997	33	115	1945	16.91	682	4311	.293	1736	15.10	166	1.44	257	1736	15.10	59	477	297.5	2.59	27-6	2nd WAC (Mtn.)
1996	34	120	1899	15.82	782	4568	.245	1686	14.05	199	1.66	192	1730	14.42	73	504	325.0	2.71	23-11	3rd WAC (Pac.)
1995	32	116	1785	15.39	799	4402	.224	1569	13.53	195	1.68	262	1527	13.16	90	507	343.5	2.96	21-11	3rd WAC
1994	31	116	1671	14.41	827	4750	.178	1448	12.48	189	1.63	268	1835	15.82	63	523	324.5	2.80	12-19	7th WAC
1993	30	107	1731	16.18	761	4567	.212	1557	14.55	216	2.02	266	1781	16.64	79	341	249.5	2.33	19-11	T-4th WAC
1992	30	113	1741	15.41	738	4480	.224	1478	13.08	164	1.45	210	1806	15.98	110	423	321.5	2.85	19-11	6th WAC
1991	31	110	1668	15.16	699	4260	.227	1457	13.25	191	1.74	271	1714	15.58	109	403	310.5	2.82	19-12	5th WAC
1990	33	125	1861	14.89	784	4573	.236	1591	12.73	207	1.66	260	1701	13.61	95	420	305.0	2.44	15-18	5th WAC
1989	30	107	1580	14.77	651	3877	.240	1371	12.81	170	1.59	240	1445	13.50	116	423	327.5	3.06	16-14	4th HCAC
1988	34	127	1858	14.63	751	4328	.256	1642	12.93	227	1.79	336	1568	12.35	170	489	414.5	3.26	22-12	T-2nd HCAC
1987	33	122	2062	16.90	790	4652	.273	1926	15.79	227	1.86	399	1745	14.30	97	424	309.0	2.53	27-6	2nd HCAC
1986	39	145	2164	14.92	706	5105	.286	1943	13.40	229	1.58	311	1993	13.74	131	486	374.0	2.58	27-12	T-2nd HCAC
1985	35	118	1791	15.18	689	4152	.265	1644	13.93	211	1.79	295	1451	12.30	178	375	365.5	3.10	26-9	1st HCAC
1984	36	131	1971	15.05	602	4707	.291	1750	13.36	261	1.99	240	1585	12.10	110	471	345.5	2.64	27-9	1st HCAC
1983	28	94	1302	13.85	575	3599	.202	1126	11.98	86	0.91	93	453	4.82	76	151	151.5	1.61	26-12	T-2nd HCAC

* No season information available from 1976-1982

Coach Sandi Caldwell (10-27 Overall)

1976 (1-12)

-		Laramie County C.C.	W	3-0	
-	vs.	Arizona State	L	2-0	
-	vs.	Arizona	L	2-0	
-	vs.	Northern Arizona	L	2-0	
10/22	vs.	UTEP	L	2-1	
10/23	at	New Mexico State	L	2-0	
10/24	at	New Mexico	L	2-0	
10/29	at	Utah	L	2-0	
10/30	vs.	Utah State	L	2-0	
10/30	vs.	Brigham Young	L	2-0	
10/30	vs.	Weber State	L	2-0	
11/13		Wyoming	L	2-0	
11/13	at	Northern Colorado	L	2-0	

1977 (9-15)^

BYU Invitational; Provo, Utah					
9/30	vs.	Portland State	L	2-0	
9/30	vs.	Weber State	L	2-0	(11-15, 12-15)
9/30	vs.	Nevada	L	3-0	
9/30	vs.	New Mexico	W	3-1	
10/1	at	Northern Colorado	L	3-0	
10/6	at	Wyoming	W	3-2	(11-15, 15-11, 13-15, 15-12, 11-15)
-		Denver	W	2-0	
-		Nebraska Western	W	2-0	
-		Northeastern J.C.	W	2-0	
10/14		Utah*	L	3-1	
10/15		BYU*	L	3-0	(6-15, 6-15, 3-15)
10/20	at	Arizona*	L	3-1	(4-15, 9-15, 15-13, 0-15)
10/21	at	Arizona State*	L	2-1	(5-15, 17-15, 10-15)
10/21	at	Northern Arizona*	L	3-0	
10/28	at	Utah State*	L	3-0	(1-15, 9-15, 1-15)
10/29	at	Weber State*	L	3-0	(9-15, 3-15, 13-15)
11/3		Wyoming*	W	3-2	(15-5, 13-15, 8-15, 15-9, 15-4)
11/12		New Mexico State*	L	3-1	
11/12		UTEP*	L	3-0	
-	at	Regis	W	3-0	

^ Not all matches known for this year

Coach Merri Dwight (64-84-4 Overall)

1978 (11-16-2, 4-8/8th IAC)

Kansas State Invitational; Manhattan, Kan. (T-6th)					
9/22	vs.	Iowa State	T	1-1	(15-7, 9-15)
9/22	vs.	Emporia State	L	2-0	(13-15, 8-15)
9/22	vs.	Northwest Missouri State	W	2-0	(15-5, 15-8)
9/23	at	Kansas State	L	2-0	(8-15, 14-16)
9/23	vs.	Missouri Western State	L	2-0	(10-15, 7-15)
9/23	vs.	Missouri Southern State	T	1-1	(15-1, 8-15)
9/23	vs.	Northern Colorado	L	2-0	(8-15, 4-15)
BYU Invitational; Provo, Utah (3rd)					
9/28	vs.	Texas A&M	L	2-1	(5-15, 15-7, 4-15)
9/28	vs.	Portland State	L	2-0	(9-15, 4-15)
9/29	vs.	Northern Colorado	W	2-0	(15-13, 15-9)
9/29	vs.	Weber State	W	2-1	(15-8, 7-15, 15-9)
9/30	vs.	California	L	2-0	(11-15, 9-15)
9/30	vs.	Texas	L	(by default)	
10/3	at	Regis	W	3-2	(15-7, 5-15, 13-15, 15-13, 15-7)
10/6		Utah State*	L	3-0	(1-15, 1-15, 6-15)
10/7		Weber State*	W	3-2	(17-15, 9-15, 8-15, 15-11, 16-14)
10/10	at	Southern Colorado	W	3-0	(15-6, 15-5, 15-9)
10/13		New Mexico State*	L	3-0	(6-15, 6-15, 8-15)
10/13		UTEP*	W	3-2	(15-10, 10-15, 12-15, 15-12, 15-4)
10/19	at	Arizona State*	L	3-0	(3-15, 3-15, 10-15)
10/20	at	Northern Arizona*	W	3-2	(10-15, 15-13, 15-12, 11-15, 17-15)
10/24		Wyoming*	W	3-2	(13-15, 15-8, 15-17, 15-6, 15-13)
10/26		Arizona*	L	3-0	(6-15, 1-15, 9-15)
10/27		New Mexico*	L	3-1	(15-4, 13-15, 1-15, 11-15)
10/31		Southern Colorado	W	3-0	(15-10, 15-11, 15-12)
11/3	at	Wyoming*	L	3-2	(15-10, 11-15, 8-15, 15-7, 11-15)
11/4		Northern Colorado*	W	3-1	(15-9, 3-15, 15-9, 15-6)
11/9	at	Utah*	L	3-0	(9-15, 7-15, 8-15)
11/10	at	BYU*	L	3-0	(8-15, 3-15, 8-15)

1979 (17-12-2, 6-4/2nd IAC)

9/18		Metro State	W	3-1	
San Diego State Invite; San Diego, Calif.					
9/21	vs.	Cal State Fullerton	L	2-0	(11-15, 10-15)
9/21	vs.	Texas Women's	T	1-1	(15-10, 14-16)
9/21	vs.	BYU	T	1-1	(15-13, 13-15)
9/21	vs.	UC Riverside	W	2-0	(15-8, 15-5)
9/22	vs.	Utah	L	2-1	(15-10, 14-16, 6-15)
BYU Invitational; Provo, Utah (6th)					
9/27	vs.	Idaho State	W	2-0	(15-9, 15-11)
9/28	at	BYU	W	3-2	
9/28	vs.	Texas Tech	W	2-0	(15-8, 15-12)
9/29	vs.	Long Beach State	L	3-0	(4-15, 9-15, 11-15)
9/29	vs.	Portland State	L	2-0	(13-15, 15-17)
10/4		Northern Colorado	L	3-2	(7-15, 15-12, 15-12, 5-15, 14-16)
10/5		BYU*	L	3-0	(13-15, 7-15, 12-15)
10/6		Utah*	L	3-0	
10/11	at	Utah State*	L	3-0	(6-15, 10-15, 9-15)
10/12	at	Idaho State*	W	3-1	(15-11, 15-10, 6-15, 15-13)
10/13	at	Weber State*	W	3-1	(15-9, 6-15, 15-6, 15-9)
10/17	at	Wyoming*	W	3-1	
-	vs.	New Mexico*	W	3-0	
-	vs.	Northern Arizona	W	3-0	
10/22	at	Northern Colorado	W	3-2	
-		Marycrest College	W	3-1	
10/26	at	Metro State	W	3-1	
10/27		Wyoming*	W	3-0	(15-3, 15-7, 15-12)
-		Northeastern J.C.	W	3-0	
11/9	at	New Mexico State*	L	3-0	(13-15, 11-15, 10-15)
11/10	at	UTEP*	W	3-1	(15-10, 14-16, 15-10, 15-12)
IAIAW Regionals; Logan, Utah (4th)					
11/16	at	Utah State	L	3-0	(8-15, 4-15, 13-15)
11/16	vs.	Utah	W	3-2	(15-8, 7-15, 15-10, 9-15, 15-13)
11/17	vs.	New Mexico State	L	3-2	(15-9, 2-15, 15-12, 10-15, 11-15)
11/17	vs.	BYU	L	3-0	(10-15, 14-16, 2-15)

1980 (14-15, 7-3/4th IAC)

Arizona State Invite; Tempe, Ariz. (3rd)					
9/6	at	Arizona State	L	2-1	(15-13, 11-15, 12-15)
9/6	at	Arizona State	L	2-0	(7-15, 7-15)
9/13		Colorado College	W	3-1	
BYU Invitational; Provo, Utah (7th)					
9/24	vs.	Idaho State	W	2-0	(15-7, 15-10)
9/24	at	BYU	L	3-2	
9/25	vs.	Long Beach State	L	2-0	(12-15, 6-15)
9/26	vs.	Utah State	L	3-1	(15-6, 15-17, 8-15, 13-15)
9/27	vs.	Texas A&M	W	3-1	(15-1, 12-15, 15-11, 15-8)
10/2	at	Metro State	W	3-0	
10/3		New Mexico State*	W	3-2	
10/10		Metro State	W	3-1	
10/11		UTEP*	W	3-0	
10/17	at	BYU*	L	3-2	
10/18	at	Utah*	W	3-1	
10/23		Weber State*	W	3-0	(15-8, 16-14, 15-11)
10/24		Utah State*	L	3-1	(7-15, 15-7, 7-15, 5-15)
10/25		Idaho State*	W	3-0	
11/7	at	New Mexico*	L	3-2	(15-13, 8-15, 5-15, 15-11, 14-16)
11/8	at	Northern Arizona*	W	3-0	(15-3, 17-15, 15-12)
11/14	at	Northern Colorado	L	3-0	
11/15	at	Wyoming*	W	3-2	(9-15, 14-16, 15-4, 15-9, 15-9)
IAIAW Regionals; Fort Collins, Colo.					
11/21		New Mexico State	W	3-0	(15-11, 16-14, 15-0)
11/21		Utah State	L	3-0	(5-15, 8-15, 13-15)
11/22		BYU	W	3-1	(15-9, 15-7, 11-15, 17-15)
11/22		Utah State	L	3-0	(4-15, 4-15, 10-15)
AIAW Championship; Santa Barbara, Calif.					
12/11	vs.	San Diego State	L	2-0	(10-15, 12-15)
12/11	vs.	USC	L	2-0	(7-15, 7-15)
12/12	vs.	Houston	L	2-0	(9-15, 14-16)
12/12	vs.	Penn State	L	2-0	(7-15, 8-15)

1981 (17-18, 4-6 IAIAW)

San Diego State Invitational; San Diego, Calif.					
9/17	vs.	UC Irvine	W	2-1	(15-13, 12-15, 15-5)
9/17	vs.	Arizona	W	2-1	(9-15, 15-3, 15-8)
9/18	vs.	Portland State	L	2-0	(14-16, 7-15)
9/18	vs.	UC Santa Barbara	L	2-0	(10-15, 7-15)
9/18	vs.	Fresno State	L	2-1	(15-10, 11-15, 3-15)
BYU Invitational; Provo, Utah (7th)					
9/24	vs.	Portland State	L	2-1	(13-15, 17-15, 10-15)
9/24	vs.	Houston	W	2-0	(15-13, 15-5)
9/24	vs.	Utah	W	2-0	(15-9, 16-14)
9/25	at	BYU	L	3-0	(1-15, 11-15, 8-15)
9/26	vs.	Utah State	L	3-0	(11-15, 9-15, 10-15)
9/26	vs.	Montana State	W	3-0	(15-13, 15-11, 15-0)
-	vs.	Nebraska Western	W	3-1	
-	at	Northern Colorado	W	3-2	
-	at	Colorado College	W	3-0	
10/10		Wyoming*	L	3-0	(9-15, 12-15, 13-15)
10/16	at	UTEP*	L	3-2	
10/17	at	New Mexico State*	L	3-1	
10/23		Utah*	W	3-0	(15-10, 15-10, 15-12)
10/24		BYU*	L	3-1	(7-15, 15-10, 4-15, 7-15)
10/29	at	Utah State*	L	3-0	(10-15, 10-15, 9-15)
10/30	at	Weber State*	W	3-1	(15-8, 17-15, 15-17, 15-12)
10/31	at	Idaho State*	W	3-0	(15-8, 15-4, 15-6)
UCLA NIT Invitational; Los Angeles, Calif.					
11/6	vs.	UC Santa Barbara	L	2-0	(6-15, 9-15)
11/6	vs.	Arizona State	L	2-0	(12-15, 5-15)
11/6	vs.	USC	L	2-1	(15-7, 3-15, 4-15)
11/7	vs.	Texas	L	2-0	(8-15, 12-15)
11/7	vs.	Portland State	L	2-1	(15-12, 10-15, 12-15)
11/13		Northern Arizona*	W	3-0	(15-8, 15-2, 15-10)
11/14		New Mexico*	L	3-1	(12-15, 15-7, 15-10, 10-15, 14-16)
-		Northern Colorado	W	3-1	
IAIAW Regionals; Logan, Utah (2nd)					
11/20	vs.	Utah	W	3-0	
11/20	vs.	New Mexico State	W	3-1	
11/21	at	Utah State	W	3-1	(16-14, 13-15, 15-2, 15-11)
11/21	vs.	Utah	W	3-1	
11/21	at	Utah State	L	3-1	(13-15, 15-9, 1-15, 8-15)

1982 (5-23, 2-8/6th HCAC)

R.R. Classic; Las Cruces, N.M. (6th)					
9/10	vs.	Houston	L	2-0	(10-15, 10-15)
9/10	vs.	UTEP	W	2-1	(15-8, 7-15, 15-11)
9/10	vs.	#16 New Mexico	L	2-0	(8-15, 8-15)
9/10	vs.	#9 Arizona	L	2-0	(3-15, 7-15)
9/11	vs.	Lamar	W	2-1	(15-8, 13-15, 16-14)
9/11	vs.	Houston	L	2-1	(6-15, 15-11, 6-15)
9/12		Montana State	L	3-1	
9/13		Ohio State	L	3-2	(12-15, 15-3, 8-15, 15-13, 8-15)
-	at	Cleveland State	L	3-0	(2-15, 14-16, 4-15)
-	at	Northern Colorado	L	3-1	
-		Air Force	L	3-0	
BYU Invitational; Provo, Utah (16th)					
9/23	at	#14 BYU	L	2-1	(15-10, 5-15, 0-15)
9/24	vs.	Weber State	L	2-0	(8-15, 14-16)
9/25	vs.	Houston	L	2-0	(13-15, 11-15)
9/25	vs.	Idaho State	L	2-1	(9-15, 15-2, 5-15)
10/8	at	New Mexico State*	L	3-1	(12-15, 12-15, 13-15)
10/9	at	New Mexico*	L	3-1	(9-15, 12-15, 15-7, 1-15)
10/15		#14 BYU*	L	3-0	(1-15, 6-15, 9-15)
10/16		Utah*	W	3-2	(15-13, 11-15, 18-16, 6-15, 15-5)
10/22		Wyoming*	L	3-0	(5-15, 9-15, 12-15)
10/23		Utah State	L	3-2	(5-15, 10-15, 15-10, 15-5, 9-15)
10/27		Northern Colorado	W	3-2	
10/29		New Mexico*	L	3-0	(7-15, 8-15, 11-15)
10/30		New Mexico State*	W	3-1	(9-15, 16-14, 15-8, 15-8)
11/11	at	Utah State	L	3-0	(8-15, 9-15, 11-15)
11/12	at	Utah*	L	3-0	(10-15, 11-15, 14-16)
11/13	at	#11 BYU*	L	3-1	(7-15, 1-15, 15-10, 9-15)
11/20	at	Wyoming*	L	3-1	(13-15, 10-15, 15-13, 1-15)

Coach Rich Feller (299-167 Overall)

1983 (27-12, 6-4/T-2nd HCAC)

9/3		Idaho State	W	3-0	(15-3, 15-6, 16-14)
Cal State Fullerton Invite (5th)					
9/16	vs.	UC Irvine	W	2-0	(15-12, 15-10)
9/16	vs.	Fresno State	L	2-1	(16-14, 12-15, 5-15)
9/16	at	Cal State Fullerton	W	2-0	(17-15, 15-4)
9/17	vs.	#4 USC	L	2-1	(15-12, 7-15, 10-15)
9/20	vs.	Montana State	W	3-2	(15-11, 12-15, 15-9, 8-15, 15-7)
9/20	at	Northern Colorado	W	3-0	(15-3, 15-12, 15-7)
BYU Invitational; Provo, Utah (4th)					
9/21	vs.	Portland State	W	2-0	(15-12, 16-14)
9/22	vs.	UC Irvine	W	2-1	(9-15, 15-12, 15-13)
9/22	vs.	Texas Tech	W	2-1	(15-7, 10-15, 15-9)
9/23	vs.	Idaho State	W	2-0	(15-6, 15-8)
9/23	vs.	Utah State	W	2-0	(15-9, 15-13)
9/23	vs.	Weber State	W	3-2	(15-12, 15-2, 4-15, 9-15, 15-9)
9/24	at	#16 BYU	L	3-1	(9-15, 15-13, 11-15, 14-16)
9/24	vs.	Portland State	L	2-1	(8-15, 15-10, 11-15)
9/24	vs.	UC Irvine	W	2-1	(14-16, 15-13, 15-8)
Northern Colorado Tournament; Greeley, Colo.					
9/30	vs.	Cal State Dominguez Hills	W	2-0	(15-4, 15-6)
9/30	vs.	Metro State	W	2-0	(15-5, 17-15)
9/30	vs.	Utah	L	2-1	(15-10, 11-15, 7-15)
9/30	vs.	Utah State	W	2-0	(15-7, 15-11)
10/1	vs.	Denver	W	2-0	(15-0, 15-1)
10/1	at	Northern Colorado	W	2-0	(15-2, 15-4)
10/1	vs.	North Dakota State	W	2-0	(15-2, 15-4)
10/1	at	Northern Colorado	W	3-0	(15-7, 15-11, 15-6)
10/7	at	Wyoming*	W	3-0	(16-14, 15-8, 15-7)
10/14		New Mexico State*	W	3-2	(15-6, 16-14, 11-15, 14-16, 17-15)
10/15		#19 New Mexico*	W	3-2	(15-6, 14-16, 15-9, 12-15, 15-11)
10/21	at	#13 BYU*	L	3-2	(17-15, 8-15, 8-15, 15-9, 12-15)
10/22	at	Utah*	L	3-1	(9-15, 13-15, 15-3, 8-15)
10/28		Wyoming*	W	3-0	(16-14, 15-7, 15-12)
Wildcat Classic; Tucson, Ariz.					
11/3	vs.	#14 Tennessee	L	3-2	(15-10, 3-15, 15-9, 4-15, 9-15)
11/4	at	#12 Arizona	L	3-0	(3-15, 8-15, 10-15)
11/4	vs.	Houston	W	3-0	(15-4, 15-12, 15-4)
11/7		Northern Colorado	W	3-0	(15-8, 15-4, 15-4)
11/11	at	New Mexico*	L	3-0	(10-15, 7-15, 14-16)
11/12	at	New Mexico State*	W	3-2	(5-15, 3-15 ,16-14, 15-13, 16-14)
11/18		Utah*	W	3-0	(15-9, 15-12, 15-10)
11/19		#10 BYU*	L	3-1	(15-13, 4-15, 7-15, 11-15)
NCAA Tournament; San Diego, Calif.					
12/4	at	#8 San Diego State	L	3-0	(8-15, 12-15, 9-15)

1984 (27-9, 12-0/1st HCAC)

9/6		Idaho	W	3-1	(14-16, 15-5, 15-10, 15-8)
9/9		Boise State	W	3-0	(15-4, 15-7, 15-5)
9/13		Northern Colorado	W	3-0	
Lady Rams Volleyball Classic; Fort Collins, Colo. (1st)					
9/14		Washington	W	3-1	(15-11, 1-15, 15-11, 15-1)
9/15		Illinois	W	3-0	(15-2, 15-7, 16-14)
9/18	at	#1 Pacific	L	3-1	(6-15, 10-15, 15-12, 9-15)
9/19	at	Santa Clara	W	3-1	(15-3, 12-15, 17-15, 15-11)
San Jose Spartan Shops Classic; San Jose, Calif. (4th)					
9/20	at	#15 San Jose State	L	3-0	(10-15, 7-15, 10-15)
9/21	vs.	#8 Texas	W	3-2	(15-8, 15-8, 13-15, 11-15, 16-14)
9/22	vs.	#6 Cal Poly	L	3-0	(14-16, 7-15, 5-15)
Husker Invite, Lincoln, Neb. (2nd)					
9/28	at	#6 Nebraska	L	3-1	(3-15, 2-15, 15-12, 6-15)
9/29	vs.	Missouri State	W	3-0	(15-1, 15-9, 15-9)
9/29	vs.	Sherbrooke (Canada)	W	3-0	(15-9, 16-14, 15-8)
10/4	at	Utah State*	W	3-0	(10-15, 15-1, 17-15)
10/5	at	#18 BYU*	W	3-1	(15-6, 10-15, 15-5, 15-12)
10/6	at	Utah*	W	3-2	(15-7, 15-11, 12-15, 13-15, 15-4)
10/10		Wyoming*	W	3-1	(9-15, 15-6, 15-7, 15-3)
10/13		Northern Arizona	W	3-0	(15-3, 15-4, 15-13)
10/19		New Mexico*	W	3-1	(12-15, 15-13, 15-6, 15-5)
10/20		New Mexico State*	W	3-0	(15-10, 15-9, 15-13)
10/25		#12 BYU*	W	3-2	(7-15, 15-0, 9-15, 15-8, 15-6)

10/26		Utah*	W	3-0	(15-4, 15-12, 15-13)
10/27		Utah State*	W	3-0	(15-8, 15-8, 16-14)
11/1	at	Loyola Marymount	W	3-1	(15-8, 15-17, 15-7, 15-7)
National Invitational Tournament; Los Angeles, Calif.					
11/2	vs.	Calgary (Canada)	L	2-1	(15-9, 12-15, 12-15)
11/2	vs.	#18 Oregon	L	2-1	(14-16, 15-9, 12-15)
11/2	at	#2 UCLA	L	2-1	(15-7, 7-15, 9-15)
11/3	vs.	LSU	W	2-1	(15-12, 12-15, 15-11)
11/6	#6	Hawai'i	L	3-2	(7-15, 7-15, 15-13, 15-5, 10-15)
11/9		West Texas State	W	3-0	(15-0, 15-0, 15-1)
11/10		Regis	W	3-0	(15-4, 15-3, 15-12)
11/13	at	#20 Wyoming*	W	3-1	(15-9, 15-12, 4-15, 15-10)
11/16	at	New Mexico State*	W	3-2	(12-15, 15-11, 9-15, 15-7, 15-11)
11/17	at	New Mexico*	W	3-2	(15-6, 7-15, 14-16, 15-5, 15-2)
NCAA Tournament; Fort Collins, Colo.					
12/6		#14 Arizona	W	3-1	(15-13, 15-11, 10-15, 15-11)
NCAA Tournament; San Diego, Calif.					
12/7	vs.	#3 Stanford	L	3-0	(2-15, 5-15, 5-15)

1985 (26-9, 11-1/1st HCAC)

9/2		Montana State	W	3-0	(15-13, 15-6, 15-13)
9/5		#1 UCLA	L	3-2	(15-7, 10-15, 3-15, 16-14, 10-15)
9/11		U.S. International	W	3-1	(15-3, 9-15, 15-9, 15-7)
September Classic; Springfield, Mo. (1st)					
9/13	vs.	Iowa	W	3-1	(15-4, 11-15, 15-8, 15-12)
9/13	at	Missouri State	W	3-0	(15-7, 15-5, 15-7)
9/14	vs.	Oklahoma	W	3-0	(15-6, 15-13, 15-9)
9/14	vs.	Lamar	W	3-0	(15-4, 15-8, 15-6)
9/15		Montana	W	3-1	(18-16, 15-7, 14-16, 15-7)
Spartan Invite; San Jose, Calif.					
9/20	vs.	#2 Stanford	L	3-2	(15-9, 10-15, 18-16, 8-15, 12-15)
9/21	at	#6 San Jose State	L	3-0	(9-15, 2-15, 9-15)
9/21	vs.	#4 Nebraska	L	3-0	(10-15, 6-15, 9-15)
Old Timer Volleyball Classic; Fort Collins, Colo. (1st)					
9/27		Texas Tech	W	3-1	(15-9, 9-15, 15-1, 15-4)
9/28		Kansas State	W	3-0	(15-5, 15-7, 15-13)
10/4		*New Mexico State	W	3-0	(15-9, 15-12, 15-1)
10/5		*New Mexico	W	3-0	(15-8, 15-12, 15-2)
National Invitational Tournament; Los Angeles, Calif. (11th)					
10/10	vs.	California	W	2-1	(15-8, 11-15, 15-11)
10/10	vs.	#18 UC Santa Barbara	L	2-0	(15-17, 13-15)
10/10	vs.	#8 USC	L	2-0	(6-15, 1-15)
10/11	vs.	Wyoming	W	2-0	(15-5, 15-10)
10/11	vs.	#8 USC	L	3-0	(7-15, 14-16, 11-15)
10/11	vs.	California	W	3-2	(7-15, 15-7, 4-15, 15-8, 17-15)
10/17		Utah*	W	3-1	(11-15, 15-11, 15-5, 15-9)
10/19		#17 BYU*	W	3-1	(15-10, 16-14, 12-15, 15-11)
10/22		Regis	W	3-0	(15-3, 15-7, 15-9)
10/23	at	Wyoming*	W	3-2	(13-15, 8-15, 15-8, 15-7, 15-12)
11/1	at	New Mexico*	W	3-0	(15-3, 15-11, 15-4)
11/2	at	New Mexico State*	W	3-0	(15-11, 15-7, 15-9)
11/6	at	Utah*	W	3-0	(19-17, 15-6, 15-7)
11/8	at	Utah State*	W	3-0	(15-5, 15-10, 15-6)
11/9	at	#18 BYU*	L	3-1	(9-15, 6-15, 15-13, 7-15)
11/13		Wyoming*	W	3-1	(15-7, 15-5, 13-15, 15-10)
11/15		Utah State*	W	3-0	(15-4, 15-3, 15-5)
11/22		Northern Illinois	W	3-0	(15-0, 15-10, 15-9)
NCAA Tournament; Fort Collins, Colo.					
12/6		Rhode Island	W	3-0	(15-5, 15-8, 15-3)
NCAA Tournament; Palo Alto, Calif.					
12/14	at	#2 Stanford	L	3-0	(6-15, 8-15, 10-15)

1986 (27-12, 7-5/T-2nd HCAC)

9/4	at	Wisconsin	W	3-0	(15-9, 15-3, 15-12)
9/5	at	Northern Illinois	W	3-0	(15-7, 15-12, 15-2)
9/6	vs.	Ohio State	W	3-0	(15-8, 15-4, 15-10)
9/7	at	Loyola-Chicago	W	3-0	(15-12, 15-5, 15-3)
9/10		Northwestern	W	3-0	(15-11, 15-8, 15-12)
Colorado State Invitational; Fort Collins, Colo.					
9/12		Southern Illinois	W	3-0	(15-5, 15-3, 16-14)
9/12		Idaho	W	3-0	(15-1, 15-5, 15-8)
9/13		Northwestern	W	3-0	(15-8, 15-4, 15-9)
9/13		#3 Pacific	L	3-2	(6-15, 15-11, 15-9, 14-16, 10-15)
9/18		Indiana	W	3-0	(15-7, 15-10, 15-7)
9/20		Regis	W	3-0	(15-4, 15-4, 15-0)
9/25	at	Duke	W	3-2	(15-6, 4-15, 13-15, 15-6, 15-4)
9/26	at	North Carolina	W	3-0	(15-5, 15-10, 15-13)
9/27	vs.	Penn State	L	3-2	(13-15, 15-8, 5-15, 15-12, 10-15)
9/28	at	North Carolina State	W	3-1	(3-15, 15-2, 15-5, 15-10)
Holiday Inn I-25 Classic; Fort Collins, Colo.					
10/3		Texas A&M	W	3-1	(15-9, 15-5, 8-15, 15-11)
10/4		Montana	W	3-0	(15-5, 15-7, 15-4)
10/4		#17 LSU	W	3-0	(15-9, 15-4, 15-5)
10/8	at	Santa Clara	W	3-1	(8-15, 15-9, 15-11, 15-11)
Stanford Invite; Palo Alto, Calif.					
10/9	vs.	#3 San Jose State	L	3-1	(4-15, 15-13, 7-15, 7-15)
10/10	vs.	Illinois State	W	3-0	(15-13, 15-6, 15-9)
10/11	vs.	San Francisco	W	3-1	(14-16, 15-0, 15-11, 15-8)
10/15		Wyoming*	W	3-0	(15-9, 15-11, 15-7)
10/17		Utah*	W	3-1	(6-15, 15-2, 15-6, 15-6)
10/24		New Mexico*	W	3-0	(15-8, 15-5, 15-4)
10/25		#18 New Mexico State*	W	3-0	(15-12, 15-8, 15-5)
10/30	at	Utah State*	W	3-1	(15-8, 13-15, 15-9, 15-4)
10/31	at	#2 BYU*	L	3-0	(6-15, 4-15, 5-15)
11/1	at	Utah*	L	3-2	(15-9, 15-6, 7-15, 7-15, 10-15)
11/8	at	Wyoming*	L	3-2	(15-12, 5-15, 15-12, 5-15, 12-15)
11/14		Utah State*	W	3-1	(15-8, 15-12, 15-17, 15-10)
11/15		#1 BYU*	L	3-2	(2-15, 17-15, 4-15, 15-3, 4-15)
11/20	at	#13 Arizona State	L	3-1	(7-15, 15-11, 4-15, 4-15)
11/21	at	New Mexico State*	L	3-2	(12-15, 15-8, 11-15, 15-12, 9-15)
11/22	at	New Mexico*	W	3-1	(16-14, 11-15, 15-10, 15-11)
11/26	at	U.S. International	L	3-2	(13-15, 8-15, 15-7, 15-12, 9-15)
11/29	at	Long Beach State	L	3-1	(7-15, 15-12, 10-15, 7-15)
11/30	at	Arizona	W	3-1	(15-8, 15-12, 10-15, 15-7)
NCAA Tournament; Kalamazoo, Mich.					
12/6	at	#18 Western Michigan	L	3-0	(14-16, 2-15, 12-15)

1987 (27-6, 9-3/2nd HCAC)

9/2		Colorado	W	3-0	(15-5, 15-3, 15-3)
9/4	at	Loyola Marymount	W	3-0	(15-7, 15-3, 15-4)
9/5	at	#12 USC	W	3-2	(7-15, 10-15, 15-6, 15-12, 15-11)
9/9		#4 Stanford	L	3-1	(7-15, 15-11, 12-15, 8-15)
Holiday Inn-University Park Classic; Fort Collins, Colo.					
9/11		Purdue	W	3-2	(13-15, 11-15, 15-4, 15-4, 15-11)
9/12		Kansas State	W	3-0	(15-7, 15-7, 15-6)
9/12		Arizona	W	3-2	(12-15, 10-15, 15-4, 15-10, 15-12)
9/16		Oklahoma	W	3-1	(15-13, 9-15, 15-13, 15-5)
Sheraton Classic; Evanston, Ill.					
9/18	vs.	Iowa State	W	3-0	(15-13, 15-10, 15-4)
9/19	at	#20 Northwestern	W	3-0	(15-12, 15-5, 15-13)
9/19	vs.	Minnesota	W	3-0	(15-13, 15-9, 15-12)
9/25		Illinois State	W	3-0	(15-13, 15-5, 15-10)
9/26		#11 Kentucky	W	3-2	(15-1, 9-15, 15-8, 13-15, 15-13)
10/3		#4 Nebraska	W	3-1	(11-15, 15-12, 15-11, 15-4)
Volleyball Monthly Invite; San Luis Obispo, Calif.					
10/9	vs.	#16 Pepperdine	W	3-0	(15-5, 16-14, 15-12)
10/10	at	#20 Cal Poly	W	3-1	(15-10, 13-15, 16-14, 15-8)
10/15	at	Utah*	W	3-0	(15-7, 15-9, 16-14)
10/16	at	#3 BYU*	L	3-0	(6-15, 17-16, 5-15)
10/17	at	Utah State*	W	3-1	(15-7, 15-13, 7-15, 15-10)
10/22		New Mexico*	W	3-0	(15-9, 15-11, 15-7)
10/23		New Mexico State*	W	3-0	(15-5, 15-6, 16-14)
10/28	at	Wyoming*	L	3-2	(9-15, 7-15, 15-1, 15-12, 6-15)
10/31		#3 BYU*	W	3-1	(15-12, 15-10, 13-15, 15-6)
11/3	at	Colorado	W	3-1	(10-15, 15-4, 15-9, 15-8)
11/6	at	New Mexico*	L	3-1	(15-12, 9-15, 6-15, 9-15)
11/7	at	New Mexico State*	W	3-0	(15-6, 18-16, 15-12)
11/13		Utah State*	W	3-0	(15-6, 15-5, 15-9)
11/14		Utah*	W	3-0	(15-2, 15-3, 16-14)
11/18		Wyoming*	W	3-1	(14-16, 15-5, 15-5, 15-7)
11/20		#11 San Jose State	W	3-1	(15-6, 15-8, 15-17, 15-5)
11/27		#20 Arizona State	L	3-1	(8-15, 15-10, 12-15, 8-15)
NCAA Tournament; Fort Collins, Colo.					
12/3		#13 USC	W	3-2	(7-15, 15-8, 15-9, 11-15, 15-12)
NCAA Tournament; Palo Alto, Calif.					
12/11	at	#3 Stanford	L	3-0	(8-15, 9-15, 12-15)

1988 (22-12, 9-3/T-2nd HCAC)

9/1		Northern Arizona	W	3-0	(15-2, 15-5, 15-3)
9/3		#11 USC	L	3-1	(9-15, 15-7, 12-15, 14-16)
9/7		Colorado	W	3-1	(15-8, 1-20, 15-9, 15-10)
Texas A&M Tournament; College Station, Texas					
9/9	at	Texas A&M	W	3-2	(8-15, 15-12 ,8-15, 15-5, 15-13)
9/9	vs.	Arizona State	L	3-0	(7-15, 10-15, 16-18)
9/10	vs.	Ohio State	W	3-2	(11-15, 15-4, 15-11, 9-15, 15-10)
9/14		Memphis State	W	3-0	(15-6, 17-15, 15-9)
Holiday Inn-UP Classic; Fort Collins, Colo.					
9/16		Notre Dame	W	3-1	(15-10, 16-18, 15-9, 15-12)
9/17		#15 Cal Poly	L	3-2	(15-5, 11-15, 15-3, 6-15, 12-15)
9/23	vs.	Florida	L	3-2	(15-11, 15-6, 11-15, 5-15, 9-15)
9/24	at	LSU	W	3-1	(13-15, 15-11, 15-9, 15-3)
10/1		Southern Illinois	W	3-1	(10-15, 15-11, 15-6, 15-10)
10/7	at	New Mexico State*	L	3-0	(14-16, 12-15, 13-15)
10/8	at	New Mexico*	W	3-1	(15-11, 13-15, 15-12, 15-8)
10/14		#6 BYU*	L	3-0	(6-15, 10-15, 6-15)
10/15		Utah*	W	3-1	(3-15, 15-13, 15-4, 15-2)
10/19		Duke	W	3-1	(15-8, 10-15, 15-1, 15-7)
10/22		#3 Hawai'i	L	3-0	(14-16, 2-15, 10-15)
10/26		Wyoming*	W	3-1	(7-15, 15-3, 15-12, 15-5)
National Invitational Tournament; Los Angeles, Calif.					
10/28	at	#1 UCLA	L	3-0	(4-15, 13-15, 9-15)
10/29	vs.	#14 USC	W	3-0	(15-8, 15-8, 15-13)

11/2	at	Colorado	L	3-2	(17-19, 15-9, 15-4, 12-15, 11-15)
11/4		#20 New Mexico*	W	3-1	(15-8, 11-15, 15-9, 15-6)
11/5		New Mexico State*	W	3-1	(15-12, 15-7, 14-16, 15-9)
11/9	at	Wyoming*	W	3-0	(17-15, 15-10, 15-12)
11/11		Iowa State	W	3-0	(15-0, 15-3, 15-2)
11/12		Utah State*	W	3-0	(15-6, 15-10, 15-8)
11/17	at	#12 BYU*	L	3-1	(8-15, 18-16, 12-15, 8-15)
11/18	at	Utah State*	W	3-0	(15-10, 15-8, 15-11)
11/19	at	Utah*	W	3-0	
Wendy's Classic; Stockton, Calif.					
11/25	at	#10 Pacific	W	3-2	(15-13, 13-15, 15-4, 6-15, 15-5)
11/26	vs.	#1 UCLA	L	3-0	(2-15, 6-15, 2-15)
NCAA Tournament; Tallahassee, Fla.					
12/3	at	Florida State	W	3-1	(15-3, 15-5, 9-15, 15-7)
NCAA Tournament; Austin, Texas					
12/9	at	#6 Texas	L	3-0	(3-15, 8-15, 5-15)

1989 (16-14, 6-6/4th HCAC)

8/30		Regis	W	3-0	(15-11, 15-8, 15-8)
Provo Challenge; Provo, Utah					
9/1	vs.	Cal Poly	W	3-0	(15-8, 15-9, 15-7)
9/2	vs.	#4 Long Beach State	L	3-0	(13-15, 11-15, 7-15)
Wahine Classic; Honolulu, Hawai'i					
9/7	vs.	#3 UCLA	L	3-0	(8-15, 7-15 ,9-15)
9/8	vs.	#8 Texas	L	3-1	(15-9, 4-15, 13-15, 5-15)
9/9	vs.	#1 Hawai'i	L	3-0	(9-15, 4-15, 6-15)
9/12	at	Colorado	W	3-1	(7-15, 15-13, 15-8, 16-14)
9/15		Lamar	W	3-0	(15-2, 15-6, 15-9)
9/16		Ball State	W	3-0	(15-5, 15-7, 15-9)
9/20		#5 Stanford	L	3-0	(11-15, 13-15, 11-15)
Tucson Hilton Classic; Tucson, Ariz.					
9/29	vs.	#12 Texas-Arlington	W	3-2	(15-6, 9-15, 15-12, 15-17, 15-10)
9/30	at	#11 Arizona	L	3-0	(9-15, 11-15, 4-15)
10/4	at	Wyoming*	L	3-2	(15-12, 6-15, 15-5, 8-15, 12-15)
10/7		Utah*	W	3-0	(15-3, 15-4, 15-1)
10/8		Iowa State	W	3-2	(10-15, 15-9, 15-17, 15-5, 15-11)
10/13		New Mexico State*	W	3-0	(15-4, 15-7, 15-2)
10/14		#18 New Mexico*	L	3-0	(11-15, 5-15, 10/15)
10/19	at	Utah State*	W	3-0	(15-9, 15-9, 15-8)
10/20	at	Utah*	W	3-0	(15-8, 15-8, 15-6)
10/21	at	BYU*	L	3-1	(15-11, 10-15, 8-15, 12-15)
10/27	at	Rice	L	3-1	(15-12, 13-15, 8-15, 10-15)
10/28	at	Houston	L	3-1	(15-12, 11-15, 1-15, 11-15)
11/1		Wyoming*	L	3-1	(9-15, 8-15, 15-7, 3-15)
11/3		Oklahoma	W	3-0	(15-8, 15-2, 15-13)
11/4		Oklahoma	W	3-1	(15-13, 15-6, 2-15, 15-3)
11/10	at	#19 New Mexico*	L	3-0	(4-15, 12-15, 5-15)
11/11	at	New Mexico State*	W	3-0	(15-10, 15-4, 15-7)
11/14		Colorado	W	3-1	(15-9, 11-15, 15-7, 15-4)
11/17		Utah State*	W	3-1	(15-3, 15-7, 12-15, 15-8)
11/18		BYU*	L	3-2	(10-15, 15-11, 15-4, 13-15, 13-15)

1990 (15-18, 3-7/5th WAC)

Ball State Tournament; Muncie, Ind.					
8/31	vs.	Southern Illinois	L	3-2	(8-15, 15-12, 15-7, 3-15, 8-15)
9/1	vs.	Indiana	L	3-0	(11-15, 13-15, 8-15)
9/1	at	Ball State	W	3-1	(7-15, 15-13, 15-10, 15-7)
WAC Challenge I; Fort Collins, Colo.					
9/7		#9 LSU	W	3-2	(15-8, 14-16, 15-11, 14-16, 15-10)
9/8		Tennessee	W	3-0	(15-2, 15-7, 15-0)
9/11		Colorado	W	3-1	(15-4, 15-5, 4-15, 15-13)
Minnesota Classic; Minneapolis, Minn.					
9/14	vs.	Pittsburgh	L	3-2	(11-15, 15-12, 12-15, 7-15, 15-7)
9/15	vs.	Oklahoma	W	3-0	(15-10, 15-3, 15-6)
WAC Challenge II; Fort Collins, Colo.					
9/21		Texas-Arlington	L	3-2	(14-16, 16-14, 12-15, 16-14, 14-16)
9/22		#5 Texas	L	3-2	(15-5, 15-11, 3-15, 6-15, 11-15)
9/28		Wright State	W	3-0	(15-0, 15-4, 15-3)
9/29		Rice	W	3-0	(15-10, 15-9, 15-8)
9/30		Houston	W	3-2	(15-9, 15-9, 9-15, 14-16, 15-11)
10/5	at	Utah*	W	3-0	(16-14, 15-13, 15-8)
10/6	at	#15 BYU*	L	3-0	(3-15, 13-15, 13-15)
10/11	at	Colorado	W	3-2	(15-10, 15-4, 11-15, 8-15, 15-4)
10/12		#11 New Mexico*	L	3-1	(6-15, 11-15, 15-11, 13-15)
10/13		San Diego State*	W	3-1	(9-15, 15-8, 15-10, 15-9)
10/20		#20 Oregon State	L	3-0	(10-15, 12-15, 9-15)
10/23		Regis	L	3-2	(17-15, 7-15, 15-12, 5-15, 11-15)
10/26	at	Wyoming*	L	3-0	(7-15, 9-15, 15-17)
11/1	at	#11 New Mexico*	L	3-0	(3-15, 8-15, 7-15)
11/3	at	San Diego State*	L	3-2	(10-15, 15-8, 7-15, 15-13, 6-15)
11/9		#14 BYU*	L	3-2	(10-15, 15-11, 10-15, 15-13, 11-15)
11/10		Utah*	W	3-0	(15-8, 15-5, 15-11)
11/14		Wyoming*	L	3-1	(15-11, 10-15, 8-15, 11-15)
11/17		Kansas State	W	3-0	(15-4, 15-6, 15-7)
11/19	at	Cal State Fullerton	L	3-1	(12-15, 6-15, 15-6, 13-15)
11/20	at	#11 Pepperdine	L	3-0	(10-15, 10-15, 10-15)
WIVC Tournament; Knoxville, Tenn.					
11/27	vs.	Eastern Kentucky	W	3-0	(16-14, 15-12, 15-8)
11/27	vs.	Cal State Northridge	L	3-0	(7-15, 4-15, 12-15)
11/28	vs.	Iowa	L	3-0	(5-15, 7-15, 9-15)
11/28	vs.	Alabama-Birmingham	W	3-0	(15-12, 16-14, 15-12

1991 (19-12, 4-8/5th WAC)

Holiday Inn Classic; Fort Collins, Colo.					
9/30		Montana State	W	3-0	(15-1, 15-10, 15-3)
8/31		Northern Illinois	W	3-1	(15-10, 15-5, 11-15, 15-10)
8/31		Cal State Fullerton	W	3-0	(15-2, 15-4, 15-12)
9/4		#2 Stanford	L	3-0	(9-15, 10-15, 11-15)
Wichita State Tournament; Wichita, Kan.					
9/6		vs. Saint Louis	W	3-0	(15-5, 15-10, 15-6)
9/6		at Wichita State	W	3-1	(15-8, 15-9, 10-15, 15-12)
9/7		vs. Missouri	W	3-1	(11-15, 15-11, 15-10, 15-7)
9/7	vs.	Xavier	W	3-1	(15-4, 15-13, 11-15, 15-3)
9/14		Northwestern	W	3-1	(15-8, 12-15, 15-6, 15-6)
9/18		Colorado	L	3-2	(15-7, 15-13, 8-15, 10-15, 7-15)
Sooner Invitational; Norman, Okla.					
9/20	vs.	Southern Illinois	W	3-0	(15-8, 15-5, 15-10)
9/21	vs.	Texas-Arlington	W	3-2	(8-15, 15-17, 15-12, 15-10, 15-13)
9/21	at	Oklahoma	L	3-2	(4-15, 15-6, 15-9, 11-15, 10-15)
BYU Classic; Provo, Utah					
9/27	vs.	Sacramento State	W	3-1	(15-11, 15-13, 9-15, 15-7)
9/28	vs.	Weber State	W	3-0	(15-5, 15-4, 15-10)
10/4		Duke	W	3-0	(15-8, 15-13, 15-12)
1/5		Louisville	W	3-0	(15-8, 15-4, 15-10)
10/11		UTEP*	W	3-0	(16-14, 15-10, 15-8)
10/12		#10 New Mexico*	L	3-1	(5-15, 15-6, 5-15, 9-15)
10/18	at	#6 BYU*	L	3-0	(13-15, 13-15, 4-15)
10/19	at	Utah*	W	3-0	(17-15, 15-1, 15-8)
10/25	at	San Diego State*	L	3-0	(13-15, 2-15, 8-15)
10/27		Iowa State	W	3-0	(15-2, 15-12, 16-14)
11/1		Wyoming*	L	3-0	(8-15, 7-15, 10-15)
11/5	at	Colorado	L	3-1	(6-15, 12-15, 15-5, 5-15)
11/8	at	#9 New Mexico*	L	3-0	(6-15, 8-15, 10-15)
11/9	at	UTEP*	W	3-0	(15-13, 15-7, 15-12)
11/15		Utah*	W	3-1	(15-8, 12-15, 15-6, 15-7)
11/16		#8 BYU*	L	3-1	(14-16, 13-15, 15-11, 8-15)
11/20	at	Wyoming*	L	3-1	(9-15, 15-12, 7-15, 12-15)
11/23		San Diego State*	L	3-0	(9-15, 11-15, 8-15)

1992 (19-11, 6-8/6th WAC)

9/2		DePaul	W	3-0	(15-7, 15-7, 15-8)
University Park Classic; Fort Collins, Colo.					
9/4		Sam Houston State	W	3-0	(15-3, 15-1, 15-12)
9/5		Mississippi	W	3-0	(15-8, 15-6, 15-3)
9/5		Loyola Marymount	L	3-1	(15-4, 14-16, 14-16, 14-16)
Santa Barbara Invitational; Santa Barbara, Calif.					
9/11	vs.	Nevada	W	3-1	(10-15, 15-1, 15-10, 15-3)
9/11	vs.	Santa Clara	W	3-2	(15-13, 8-15, 8-15, 15-8, 19-17)
9/12	vs.	San Jose State	W	3-1	(15-13, 15-8, 13-15, 15-9)
9/12	vs.	Cal State Northridge	W	3-1	(15-10, 15-8, 13-15, 18-16)
9/17		Weber State	W	3-0	(15-2, 15-5, 15-5)
9/19		Western Kentucky	W	3-0	(15-5, 15-3, 15-8)
Wildcat Classic; Tucson, Ariz.					
9/25		#18 Arizona State	L	3-2	(10-15, 17-15, 15-7, 12-15, 9-15)
9/26		Arizona	W	3-2	(15-6, 10-15, 10-15, 15-13, 15-9)
10/2		#8 New Mexico*	W	3-0	(16-14, 15-9, 15-13)
10/3		UTEP*	W	3-0	(15-2, 15-2, 15-12)
10/9	at	San Diego State*	W	3-2	(8-15, 15-9, 15-10, 6-15, 15-8)
10/10	at	Fresno State*	L	3-1	(15-8, 13-15, 12-15, 15-17)
10/16	at	Wyoming*	L	3-0	(11-15, 13-15, 11-15)
10/20	at	#13 Colorado	L	3-1	(15-11, 12-15, 6-15, 11-15)
10/22		#9 BYU*	L	3-1	(5-15, 0-15, 16-14, 7-15)
10/24		Utah*	W	3-1	(15-5, 15-13, 3-15, 15-2)
10/30	at	UTEP*	W	3-0	(15-8, 15-11, 15-8)
10/31	at	#17 New Mexico*	L	3-2	(10-15, 15-4, 4-15, 15-9, 10-15)
11/6		#23 Fresno State*	L	3-1	(15-8, 9-15, 12-15, 6-15)
11/7		San Diego State*	L	3-0	(11-15, 11-15, 5-15)
11/10		#12 Colorado	W	3-0	(15-7, 15-12, 15-3)
11/13		#24 Wyoming*	W	3-1	(17-15, 13-15, 15-9, 15-13)
11/20	at	Utah*	L	3-2	(14-16, 15-10, 4-15, 15-12, 16-18)
11/21	at	#8 BYU*	L	3-1	(7-15, 12-15, 15-12, 7-15)
Albuturkey Invite; Albuquerque, N.M.					
11/27	vs.	Missouri State	W	3-0	(15-7, 15-11, 15-1)
11/28	vs.	Texas A&M	W	3-0	(15-7, 15-10, 15-4)

1993 (19-11, 7-7/T4th WAC)

9/1		Minnesota	W	3-0	(15-5, 15-12, 15-8)
Huskie Invitational; DeKalb, Ill.					
9/3	vs.	Kansas	W	3-2	(6-15, 10-15, 16-14, 15-11, 16-14)
9/4	vs.	Northwestern	W	3-0	(15-8, 15-12, 15-13)
9/4	at	Northern Illinois	W	3-0	(15-10, 15-11, 15-12)

University Park Classic; Fort Collins, Colo.					
9/10		Eastern Washington	W	3-0	(15-7, 15-8, 15-11)
9/10		Utah State	W	3-0	(15-6, 15-5, 15-11)
9/11		#24 Arizona	W	3-2	(15-13, 15-12, 4-15, 5-15, 18-16)
9/16		Regis	W	3-1	(14-16, 15-1, 15-11, 15-6)
9/17		Weber State	W	3-0	(15-6, 15-11, 15-12)
9/24		Utah*	W	3-0	(15-7, 16-14, 15-4)
9/25		#1 BYU*	L	3-1	(15-9, 6-15, 10-15, 11-15)
10/1	at	New Mexico*	L	3-0	(5-15, 8-15, 2-15)
10/2	at	UTEP*	W	3-0	(15-5, 15-6, 15-3)
10/5		#12 Colorado	L	3-1	(14-16, 17-15, 12-15, 5-15)
10/8		San Diego State*	W	3-0	(15-7, 15-12, 15-13)
10/9		Fresno State*	W	3-0	(15-6, 15-4, 15-11)
10/13		Wyoming*	W	3-0	(15-7, 15-6, 15-6)
10/17		Iowa State	W	3-0	(15-13, 15-0, 15-5)
Eddie Bauer Tournament; Seattle, Wash.					
10/19	vs.	Pittsburgh	W	3-2	(12-15, 15-8, 15-5, 13-15, 15-8)
10/20	at	Washington	L	3-1	(15-9, 13-15, 12-15, 11-15)
10/29	at	#4 BYU*	L	3-0	(6-15, 9-15, 3-15)
10/30	at	Utah*	L	3-1	(15-8, 6-15, 6-15, 13-15)
11/5		UTEP*	W	3-0	(15-5, 15-7, 15-6)
11/6		New Mexico*	L	3-1	(13-15, 15-13, 14-16, 9-15)
11/12	at	Fresno State*	L	3-1	(6-15, 9-15, 18-16, 2-15)
11/13	at	San Diego State*	L	3-1	(17-15, 15-17, 8-15, 10-15)
11/16	at	#9 Colorado	L	3-0	(4-15, 10-15, 13-15)
11/19	at	Wyoming*	W	3-1	(3-15, 15-8, 15-9, 15-8)
11/26	at	Texas-Arlington	W	3-0	(15-7, 15-7, 15-3)
11/27	at	#2 Texas	L	3-2	(14-16, 1-15, 15-13, 15-3, 10-15)

1994 (12-19, 3-11/7th WAC)

University Park Classic; Fort Collins, Colo.					
9/2		Northwestern	W	3-1	(17-15, 13-15, 15-3, 15-4)
9/2		Wichita State	W	3-1	(15-9, 15-6, 11-15, 15-2)
9/3		Kansas	W	3-0	(15-5, 15-4, 15-3)
9/3		Northern Arizona	W	3-1	(15-12, 13-15, 15-6, 15-6)
9/5		Washington	L	3-2	(15-12, 12-15, 16-14, 8-15, 9-15)
Colorado State Invitational; Fort Collins, Colo.					
9/9		New Orleans	W	3-0	(15-10, 15-2, 15-7)
9/9		Virginia Tech	W	3-0	(15-1, 15-3, 15-7)
9/10		#23 Washington State	L	3-2	(15-9, 14-16, 5-15, 15-12, 16-18)
Loyola Marymount Challenge; Los Angeles, Calif.					
9/16	vs.	Pepperdine	W	3-1	(15-13, 13-15, 15-11, 15-11)
9/17	at	#24 Loyola Marymount	L	3-1	(4-15, 16-14, 1-15, 8-15)
9/21		#4 UCLA	L	3-0	(10-15, 3-15, 12-15)
9/24	at	#24 Wyoming*	L	3-0	(12-15, 8-15, 12-15)
9/30	at	Utah*	L	3-0	(6-15, 7-15, 12-15)
10/1	at	#16 BYU*	L	3-1	(5-15, 9-15, 15-11, 14-16)
10/7		#18 New Mexico*	L	3-2	(15-12, 12-15, 11-15, 15-10, 12-15)
10/8		UTEP*	W	3-0	(15-6, 15-11, 17-15)
10/14	at	San Diego State*	L	3-1	(4-15, 11-15, 15-6, 10-15)
10/16	at	Fresno State*	L	3-0	(13-15, 10-15, 13-15)
10/19	at	#15 Colorado	L	3-0	(12-15, 6-15, 12-15)
10/22		Wyoming*	L	3-2	(15-12, 6-15, 17-15, 4-15, 10-15)
10/28		Montana State	W	3-0	(15-3, 15-9, 15-4)
10/29		Montana	L	3-2	(15-10, 11-15, 13-15, 15-11, 9-15)
11/4		#11 BYU*	L	3-1	(15-9, 10-15, 11-15, 12-15)
11/5		Utah*	L	3-1	(7-15, 10-15, 15-3, 12-15)
11/9		#14 Colorado	L	3-1	(4-15, 15-12, 3-15, 1-15)
11/11	at	UTEP*	W	3-0	(15-6, 15-3, 15-5)
11/12	at	#18 New Mexico*	L	3-0	(6-15, 10-15, 6-15)
11/18		Fresno State*	W	3-0	(16-14, 15-6, 15-4)
11/19		San Diego State*	L	3-1	(14-16, 17-15, 5-15, 3-15)
11/21	at	#6 Long Beach State	L	3-0	(4-15, 4-15, 7-15)
11/22	at	UC Irvine	W	3-2	(12-15, 15-12, 18-16, 13-15, 15-8)

1995 (21-11, 8-6/3rd WAC)

University Park Classic; Fort Collins, Colo.					
9/1		Ball State	L	3-2	(14-16, 15-7, 15-11, 9-15, 11-15)
9/1		Northern Illinois	W	3-0	(15-9, 17-15, 15-4)
9/2		Clemson	W	3-0	(15-13, 15-10, 15-8)
9/3		George Mason	W	3-0	(15-5, 15-5, 17-15)
Montana Pie Classic; Missoula, Mont.					
9/8	vs.	Pepperdine	L	3-0	(10-15, 14-16, 5-15)
9/8	at	Montana	W	3-1	(12-15, 15-13, 15-11, 15-7)
9/9	vs.	Akron	W	3-0	(15-13, 15-5, 15-0)
Oak Tree Mazda Challenge; Santa Clara, Calif.					
9/14	vs.	San Francisco	W	3-1	(15-6, 6-15, 15-13, 15-2)
9/14	vs.	Cal Poly	W	3-0	(15-10, 15-3, 16-14)
9/15	vs.	Eastern Washington	W	3-1	(15-11, 16-14, 10-15, 15-11)
9/15	at	Santa Clara	W	3-0	(15-7, 15-8, 15-4)
9/19		Air Force	W	3-0	(15-7, 15-2, 15-3)
9/22		UTEP*	W	3-0	(15-9, 15-2, 15-3)
9/23		New Mexico*	W	3-1	(9-15, 15-0, 15-13, 15-4)
9/29	at	#21 BYU*	L	3-0	(13-15, 2-15, 3-15)
9/30	at	Utah*	L	3-1	(7-15, 9-15, 15-11, 10-15)
10/4	at	#20 Colorado	W	3-1	(11-15, 15-12, 15-9, 15-4)
10/7		Wyoming*	W	3-2	(15-10, 10-15, 10-15, 15-11, 15-12)
10/13		#18 San Diego State*	L	3-0	(5-15, 10-15, 5-15)
10/14		Fresno State*	W	3-0	(15-6, 15-11, 15-13)
10/24		Colorado	L	3-2	(15-12, 5-15, 5-15, 15-5, 14-16)
10/27	at	New Mexico*	W	3-2	(14-16, 16-14, 12-15, 15-13, 15-10)
10/28	at	UTEP*	W	3-0	(15-5, 15-7, 15-8)
11/3		Utah*	W	3-1	(15-1, 15-12, 13-15, 15-7)
11/4		#24 BYU*	L	3-1	(16-14, 3-15, 2-15, 5-15)
11/8	at	Wyoming*	W	3-1	(5-15, 16-14, 17-15, 15-10)
11/10		Boise State	W	3-0	(15-13, 15-13, 15-8)
11/17	at	Fresno State*	L	3-1	(9-15, 14-16, 15-12, 8-15)
11/19	at	#19 San Diego State*	L	3-2	(15-4, 6-15, 17-15, 12-15, 11-15)
11/21	at	#18 Loyola Marymount	L	3-0	(7-15, 10-15, 1-15)
11/22	at	Cal State Northridge	W	3-0	(15-8, 15-10, 15-9)
NCAA Tournament; Long Beach, Calif.					
11/29	at	#16 Long Beach State	L	3-0	(3-15, 11-15, 2-15)

1996 (23-11, 10-6/3rd WAC Pacific)

University Park Holiday Inn Classic; Fort Collins, Colo.					
8/30		Auburn	W	3-0	(15-13, 15-6, 17-15)
8/31		#18 Texas A&M	W	3-1	(15-7, 10-15, 15-13, 15-11)
9/1		#20 Loyola Marymount	L	3-1	(8-15, 15-6, 9-15, 14-16)
Big Orange Bash; Clemson, S.C.					
9/6	vs.	Virginia Tech	W	3-1	(15-5, 11-15, 15-9, 15-6)
9/7	vs.	Appalachian State	W	3-0	(15-8, 15-2, 15-2)
9/7	at	Clemson	W	3-1	(15-8, 9-15, 16-14, 15-7)
Rocky Mountain Classic; Fort Collins, Colo.					
9/13		Idaho State	W	3-0	(15-3, 19-17, 15-5)
9/14		Pittsburgh	W	3-0	(15-7, 15-5, 15-9)
9/14		#22 Pepperdine	W	3-2	(15-10, 10-15, 15-4, 13-15, 15-12)
9/17	at	Colorado	W	3-0	(15-9, 15-10, 15-9)
Nebraska First Bank Invitational; Lincoln, Neb.					
9/20	vs.	Kansas State	L	3-0	(2-15, 5-15, 6-15)
9/21	at	#8 Nebraska	L	3-0	(10-15, 2-15, 3-15)
9/27	at	TCU	W	3-0	(15-6, 15-4, 15-0)
9/28	at	SMU*	W	3-0	(15-2, 15-2, 15-0)
10/4		Fresno State*	L	3-2	(15-6, 11-15, 5-15, 15-8, 10-15)
10/5		San Jose State*	W	3-0	(15-10, 15-8, 15-1)
10/10	at	San Diego State*	L	3-1	(7-15, 12-15, 15-13, 5-15)
10/13	at	#1 Hawai'i*	L	3-0	(5-15, 4-15, 3-15)
10/17		SMU*	W	3-0	(15-3, 15-8, 17-15)
10/19	at	Wyoming*	W	3-0	(15-4, 15-11, 15-8)
10/24		Air Force*	W	3-0	(15-6, 15-5, 15-4)
10/26		UNLV*	W	3-0	(15-5, 15-12, 15-7)
11/1	at	San Jose State*	W	3-1	(15-2, 15-11, 6-15, 15-11)
11/3	at	Fresno State*	W	3-0	(15-12, 15-3, 15-7)
11/8		#3 Hawai'i*	L	3-2	(11-15, 16-14, 19-17, 10-15, 10-15)
11/9		San Diego State*	L	3-2	(12-15, 15-9, 6-15, 15-13, 10-15)
11/14		Wyoming*	L	3-2	(15-7, 15-11, 17-19, 10-15, 9-15)
11/15		TCU	W	3-0	(15-6, 15-2, 15-4)
11/23	at	Air Force*	W	3-0	(15-11, 15-4, 15-12)
11/24	at	UNLV*	W	3-0	(15-11, 15-6, 15-6)
WAC Championship; Las Vegas, Nev.					
11/26	vs.	Wyoming	W	3-1	(15-7, 11-15, 15-8, 15-3)
11/27	vs.	#25 BYU	L	3-1	(15-11, 9-15, 3-15, 11-15)
NCAA Tournament; Fort Collins, Colo.					
12/4		Houston	W	3-0	(15-10, 15-13, 15-11)
NCAA Tournament; Palo Alto, Calif.					
12/7	at	#2 Stanford	L	3-0	(10-15, 4-15, 7-15)

Coach Tom Hilbert (431-106 Overall)

1997 (27-6, 12-2/2nd WAC Pacific)

University Park Holiday Inn Classic; Fort Collins, Colo.					
8/29		Central Michigan	W	3-0	(15-7, 15-1, 15-1)
8/30		California	W	3-0	(15-6, 15-5, 15-1)
8/31		Northern Iowa	W	3-0	(15-9, 15-5, 15-10)
Arizona DoubleTree Classic; Tucson, Ariz.					
9/4	vs.	San Diego	W	3-2	(12-15, 14-16, 15-1, 15-13, 15-10)
9/6	at	#19 Arizona	L	3-1	(17-19, 12-15, 15-7, 10-15)
Coors Volleyball Classic; Fort Collins, Colo.					
9/12		#24 Arkansas	L	3-0	(12-15, 10-15, 8-15)
9/13		North Carolina State	W	3-0	(15-5, 15-2, 15-10)

9/13		#20 Washington	W	3-1	(15-5, 15-7, 8-15, 15-9)
9/16		#20 Colorado	W	3-1	(15-8, 9-15, 15-4, 15-8)
Jayhawk Classic; Lawrence, Kan.					
9/19	vs.	Louisiana Tech	W	3-0	(15-7, 15-9, 15-7)
9/20	vs.	Georgia	W	3-2	(4-15, 16-14, 14-16, 15-5, 15-11)
9/20	at	Kansas	W	3-1	(16-14, 15-3, 12-15, 15-3)
9/25		UNLV*	W	3-0	(15-8, 15-4, 15-7)
9/27		Air Force*	W	3-0	(15-2, 15-1, 15-5)
10/2	at	#8 BYU*	L	3-0	(4-15, 10-15, 8-15)
10/4	at	Utah*	W	3-1	(10-15, 15-9, 15-11, 15-11)
10/9		UTEP*	W	3-0	(15-13, 15-0, 15-1)
10/11		New Mexico*	W	3-0	(17-15, 15-5, 15-3)
10/15		Wyoming*	W	3-0	(15-8, 15-9, 15-8)
10/18	at	San Jose State	W	3-0	(15-3, 15-7, 15-8)
10/23	at	Air Force*	W	3-0	(15-4, 15-3, 15-4)
10/25	at	UNLV*	W	3-0	(15-8, 15-7, 16-14)
10/30		Utah*	W	3-2	(15-13, 4-15, 15-10, 7-15, 15-7)
11/1		#5 BYU*	W	3-1	(15-8, 3-15, 15-11, 15-6)
11/6	at	New Mexico*	W	3-0	(15-5, 15-3, 15-5)
11/8	at	UTEP*	W	3-0	(15-3, 15-2, 15-8)
11/13	at	Wyoming*	L	3-0	(6-15, 6-15, 12-15)
11/17		Denver	W	3-0	(15-6, 15-3, 15-6)
11/22		San Jose State	W	3-0	(15-5, 15-12, 15-5)
WAC Tournament; Las Vegas, Nev.					
11/25	vs.	Fresno State	W	3-1	(8-15, 15-13, 15-6, 15-8)
11/26	vs.	#15 Hawai'i	L	3-1	(14-16, 15-7, 12-15, 8-15)
NCAA Tournament; Pullman, Wash.					
12/6	vs.	American	W	3-1	(15-5, 15-2, 15-17, 15-1)
12/7	at	#11 Washington State	L	3-1	(12-15, 15-12, 6-15, 13-15)

1998 (24-8, 12-2/1st WAC Mountain)

9/2		Illinois State	W	3-0	(15-5, 15-6, 15-10)
University Inn Holiday Classic; Fort Collins, Colo.					
9/4		Indiana	L	3-2	(15-10, 8-15, 13-15, 15-7, 13-15)
9/5		Middle Tennessee State	W	3-0	(15-2, 15-2, 16-14)
9/6		Arizona	L	3-1	(15-7, 9-15, 12-15, 5-15)
at LMU/Furama Inn Classic, Los Angeles, Calif.					
9/11	vs.	James Madison	W	3-0	(15-8, 17-15, 15-9)
9/12	at	#17 Loyola Marymount	L	3-1	(8-15, 15-9, 13-15, 5-15)
9/12	vs.	Villanova	W	3-1	(15-4, 11-15, 15-7, 15-13)
9/16	at	#12 Colorado	L	3-0	(11-15, 9-15, 3-15)
9/18		Maryland	W	3-1	(11-15, 15-11, 15-10, 15-7)
9/19		New Mexico State	W	3-1	(15-9, 15-8, 14-16, 15-13)
at SMU/Har-Bell Invite; Dallas, Texas					
9/25	vs.	Hofstra	W	3-0	(15-6, 15-9, 15-10)
9/26	vs.	Southeast Missouri State	W	3-0	(15-12, 16-14, 15-6)
9/26	vs.	Wichita State	W	3-0	(15-7, 15-1, 15-3)
9/27	vs.	Missouri State	W	3-0	(15-8, 15-7, 15-11)
10/2		Tulsa*	W	3-0	(15-7, 15-4, 15-2)
10/3		Rice*	W	3-0	(15-7, 16-14, 15-3)
10/9	at	TCU*	W	3-1	(15-9, 15-7, 8-15, 15-8)
10/10	at	SMU*	W	3-1	(15-10, 6-15, 15-11, 15-6)
10/16	at	Wyoming*	W	3-1	(15-1, 15-8, 6-15, 15-9)
10/23		Air Force*	W	3-0	(15-3, 15-7, 15-5)
10/24		UNLV*	W	3-1	(15-17, 15-10, 17-15, 15-8)
10/29	at	Rice*	L	3-1	(18-16, 4-15, 9-15, 6-15)
10/31	at	Tulsa*	W	3-0	(15-13, 15-6, 15-13)
11/3		Denver	W	3-0	(15-5, 15-6, 15-6)
11/6		SMU*	W	3-0	(15-7, 15-5, 15-2)
11/7		TCU*	W	3-0	(15-8, 15-2, 15-6)
11/12		Wyoming*	W	3-2	(15-7, 15-12, 14-16, 10-15, 15-7)
11/19	at	UNLV*	L	3-1	(13-15, 6-15, 16-14, 10-15)
11/21	at	Air Force*	W	3-0	(15-6, 15-12, 15-11)
WAC Tournament; Las Vegas, Nev.					
11/25	vs.	San Jose State	L	3-2	(15-7, 15-10, 15-17, 8-15, 10-15)
NCAA Tournament; Austin, Texas					
12/4	vs.	South Carolina	W	3-2	(6-15, 15-7, 15-7, 10-15, 15-12)
12/5	at	#12 Texas	L	3-0	(6-15, 6-15, 9-15)

1999 (30-3, 12-2/2nd MW)

9/1		#19 Colorado	W	3-0	(15-9, 15-3, 17-15)
University Park Holiday Inn Classic; Fort Collins, Colo.					
9/4		George Washington	W	3-0	(15-7, 15-8, 15-10)
9/5		Southeast Missouri State	W	3-2	(6-15, 12-15, 15-5, 15-3, 15-11)
9/5		#25 Loyola Marymount	W	3-0	(15-6, 15-10, 15-8)
Maryland Tournament; College Park, Md.					
9/10	at	Maryland	W	3-0	(16-14, 15-6, 15-12)
9/11	vs.	Rutgers	W	3-0	(15-1, 15-6, 15-4)
9/11	vs.	Louisville	W	3-0	(15-4, 15-2, 15-8)
Coors Rocky Mountain Classic; Fort Collins, Colo.					
9/17		SMU	W	3-0	(15-5, 15-6, 15-5)
9/18		Bowling Green	W	3-0	(15-3, 15-7, 15-12)
9/18		Cal Poly	W	3-0	(15-11, 15-2, 15-1)
9/21	at	Denver	W	3-2	(14-16, 11-15, 15-3, 15-13, 15-7)
9/24		Evansville	W	3-0	(15-0, 15-3, 15-5)
9/25		Notre Dame	W	3-0	(15-9, 15-7, 15-7)
10/4	at	Wyoming*	W	3-0	(15-7, 15-4, 15-10)
10/8		New Mexico*	W	3-0	(15-8, 15-7, 15-12)
10/9		Air Force*	W	3-0	(15-9, 15-3, 15-6)
10/15	at	San Diego State*	W	3-0	(15-11, 15-7, 15-8)
10/16	at	UNLV*	L	3-1	(7-15, 13-15, 15-4, 14-16)
10/22		#8 BYU*	W	3-0	(15-8, 15-13, 15-6)
10/23		Utah*	W	3-2	(12-15, 14-16, 15-7, 15-12, 16-14)
10/29		Wyoming*	W	3-0	(15-7, 15-1, 15-6)
11/5	at	Air Force*	W	3-2	(17-15, 19-17, 6-15, 13-15, 15-13)
11/6	at	New Mexico*	W	3-0	(15-4, 15-13, 15-13)
11/11		UNLV*	W	3-1	(15-8, 15-8, 13-15, 15-4)
11/13		San Diego State*	W	3-1	(15-13, 15-5, 14-16, 15-6)
11/19	at	Utah*	W	3-1	(15-9, 15-12, 3-15, 15-11)
11/20	at	#10 BYU*	L	3-1	(8-15, 8-15, 15-8, 11-15)
Mountain West Tournament; Provo, Utah					
11/24	vs.	UNLV	W	3-1	(15-9, 3-15, 15-4, 15-9)
11/26	vs.	Utah	W	3-2	(15-3, 10-15, 10-15, 15-13, 17-15)
11/27	at	#9 BYU	W	3-0	(15-8, 15-8, 15-12)
NCAA Tournament; Fort Collins, Colo.					
12/2		Loyola-Chicago	W	3-0	(15-5, 15-9, 15-8)
12/3		#19 Kansas State	W	3-1	(15-12, 8-15, 15-13, 15-10)
NCAA Tournament; Honolulu, Hawai'i					
12/9	vs.	#6 Long Beach State	L	3-1	(5-15, 13-15, 15-13, 10-15)

2000 (32-5, 13-1/1st MW)

State Farm Classic; Gainesville, Fla.					
8/25	at	#9 Florida	W	3-1	(15-7, 15-5, 4-15, 15-9)
8/26	vs.	#1 UCLA	W	3-2	(15-8, 8-15, 15-12, 11-15, 17-15)
U.S. Bank Tournament; Lincoln, Neb.					
9/1	vs.	Georgia	W	3-0	(15-9, 15-4, 15-2)
9/2	vs.	Northwestern	W	3-0	(15-6, 15-10, 15-3)
9/2	at	#6 Nebraska	L	3-1	(15-7, 7-15, 13-15, 13-15)
9/5	at	Colorado	W	3-1	(15-7, 8-15, 15-5, 15-5)
University Park Holiday Inn Classic, Fort Collins, Colo.					
9/8		Auburn	W	3-0	(15-10, 15-12, 15-7)
9/9		Drake	W	3-0	(15-4, 15-4, 15-2)
9/9		#13 UC Santa Barbara	W	3-0	(15-9, 15-5, 15-7)
Coors Rocky Mountain Classic; Fort Collins, Colo.					
9/15		Massachusetts	W	3-0	(15-2, 15-3, 15-3)
9/16		Loyola-Chicago	W	3-2	(15-12, 15-6, 6-15, 12-15, 15-10)
9/16		Georgia Tech	W	3-0	(15-6, 15-6, 15-2)
9/20		Wyoming*	W	3-0	(15-4, 15-12, 15-7)
Golden Dome Invite; South Bend, Ind.					
9/22	vs.	#22 Loyola Marymount	W	3-0	(15-1, 15-3, 15-10)
9/23	at	#24 Notre Dame	W	3-0	(15-7, 15-7, 16-14)
9/29		#14 BYU*	W	3-0	(15-12, 15-6, 15-11)
9/30		#16 Utah*	W	3-0	(15-1, 15-8, 15-10)
10/5	at	Air Force*	W	3-0	(15-4, 15-7, 15-2)
10/7	at	New Mexico*	W	3-0	(15-5, 15-5, 15-7)
10/10		Denver	W	3-0	(15-3, 15-4, 15-3)
10/13		UNLV*	W	3-0	(15-6, 15-1, 15-8)
10/14		San Diego State*	W	3-0	(15-7, 15-7, 15-4)
10/20	at	Wyoming*	W	3-0	(15-4, 15-12, 15-11)
10/27	at	#20 Utah*	W	3-0	(15-7, 15-2, 15-11)
10/28	at	#16 BYU*	L	3-0	(1-15, 4-15, 11-15)
11/3		New Mexico*	W	3-1	(15-6, 15-9, 13-15, 15-7)
11/4		Air Force*	W	3-0	(15-4, 15-2, 15-7)
11/10	at	San Diego State*	W	3-2	(9-15, 14-16, 15-6, 15-12, 15-9)
11/11	at	UNLV*	W	3-0	(15-6, 15-4, 15-6)
Mountain West Tournament; Fort Collins, Colo.					
11/16		Air Force	W	3-0	(15-1, 15-2, 15-0)
11/17		San Diego State	W	3-0	(15-12, 15-12, 15-5)
11/18		#13 BYU	L	3-2	(11-15, 15-8, 7-15, 15-9, 8-15)
Bankers Classic; Stockton, Calif.					
11/24		#4 Arizona	W	3-1	(9-15, 15-12, 15-11, 15-13)
11/25	at	#10 Pacific	L	3-2	(13-15, 3-15, 15-11, 15-7, 9-15)
NCAA Tournament; Fort Collins, Colo.					
12/1		Radford	W	3-0	(15-3, 15-6, 15-5)
12/2		Colorado	W	3-2	(15-11, 10-15, 10-15, 15-6, 15-10)
NCAA Tournament; Los Angeles, Calif.					
12/7	vs.	#8 Penn State	L	3-1	(15-9, 11-15, 12-15, 7-15)

2001 (29-4, 13-1/1st MW)

University Park Holiday Inn Classic; Fort Collins, Colo.					
8/31		Arkansas	W	3-0	(30-24, 30-22, 30-22)
9/1		Murray State	W	3-0	(30-16, 30-20, 30-15)
9/1		Utah State	W	3-1	(30-22, 29-31, 30-15, 30-21)
Georgia Tech Classic; Atlanta, Ga.					
9/7	at	Georgia Tech	W	3-1	(23-30, 30-28, 30-14, 31-29)
9/8	vs.	LSU	W	3-0	(30-25, 30-15, 30-23)
9/8	vs.	Georgetown	W	3-0	(31-29, 30-23, 30-17)
9/21		St. Mary's	W	3-0	(30-19, 30-19, 30-25)
9/22		San Diego	W	3-1	(30-22, 30-20, 34-36, 30-20)
9/27	at	San Diego State*	W	3-0	(30-20, 30-25, 30-27)
9/29	at	UNLV*	W	3-0	(30-18, 30-11, 30-21)
10/5		#19 Utah*	W	3-0	(30-22, 30-22, 30-22)

10/6		#14 BYU*	W	3-0	(30-18, 30-24, 30-15)
10/12	at	New Mexico*	W	3-0	(30-21, 30-17, 30-20)
10/14	at	Air Force*	W	3-0	(30-20, 30-13, 30-18)
10/15		#20 Colorado	W	3-0	(30-23, 30-23, 30-18)
10/19		Wyoming*	W	3-0	(30-13, 30-16, 30-20)
10/23	at	Denver	W	3-0	(30-27, 30-25, 30-27)
10/26		UNLV*	W	3-0	(30-15, 30-27, 30-22)
10/27		San Diego State*	W	3-0	(30-19, 30-21, 30-12)
11/2	at	#16 BYU*	W	3-0	(30-24, 30-28, 30-27)
11/3	at	#15 Utah*	L	3-2	(22-30, 26-30, 30-24, 30-18, 12-15)
11/6	at	Wyoming*	W	3-0	(30-20, 30-22, 30-21)
11/9		Air Force*	W	3-0	(30-7, 30-10, 30-20)
11/10		New Mexico*	W	3-0	(30-20, 30-21, 30-25)
Mountain West Tournament; Provo, Utah					
11/15	vs.	Air Force	W	3-0	(30-13, 30-24, 30-15)
11/16	vs.	UNLV	W	3-0	(30-13, 30-11, 30-15)
11/17	vs.	#16 Utah	L	3-2	(34-32, 30-19, 23-30, 27-30, 8-15)
11/19	at	#3 Stanford	L	3-0	(26-30, 22-30, 28-30)
11/21	at	Portland	W	3-0	(30-16, 30-20, 30-18)
11/24	at	Oregon State	W	3-1	(30-23, 30-17, 27-30, 30-25)
NCAA Tournament; Fort Collins, Colo.					
11/30		Baylor	W	3-1	(30-21, 23-30, 30-24, 30-24)
12/1		Colorado	W	3-2	(28-30, 30-17, 30-21, 31-33, 16-14)
NCAA Tournament; Lincoln, Neb.					
12/7	at	#2 Nebraska	L	3-1	(31-29, 21-30, 26-30, 34-36)

2002 (22-10, 12-2/1st MW)

University Park Holiday Inn Classic; Fort Collins, Colo.					
8/30		#22 Kansas State	W	3-2	(26-30,30-25,30-24,26-30,15-10)
8/31		Western Michigan	W	3-0	(30-24,30-19,30-22)
8/31		Connecticut	W	3-0	(30-28,35-33,30-25)
9/5		#5 Long Beach State	L	3-1	(24-30,26-30,30-26,23-30)
9/7		Wyoming*	W	3-0	(30-15,30-23,30-21)
9/10	at	Colorado	L	3-1	(30-17,23-30,27-30,26-30)
Razorback Invitational; Fayetteville, Ark.					
9/13	vs.	Louisville	L	3-1	(26-30,30-24,28-30,12-30)
9/14	vs.	Oral Roberts	W	3-0	(30-15,30-27,30-24)
9/14	at	Arkansas	W	3-0	(30-19,30-27,30-27)
Coors Classic; Fort Collins, Colo.					
9/20		Nevada	L	3-0	(27-30,25-30,25-30)
9/21		Gonzaga	W	3-0	(30-27,30-28,30-28)
9/21		Cincinnati	L	3-0	(25-30,26-30,16-30)
USD Tournament; San Diego, Calif.					
9/27	vs.	Columbia	W	3-0	(30-23,30-21,30-16)
9/28	vs.	Robert Morris	W	3-0	(30-19,30-17,30-23)
9/28	at	San Diego	L	3-1	(30-27,29-31,25-30,23-30)
10/4		San Diego State*	W	3-2	(27-30,18-30,30-25,30-21,15-12)
10/5		UNLV*	W	3-0	(30-20,30-25,30-19)
10/11	at	Air Force*	W	3-0	(30-21,30-20,30-27)
10/12	at	New Mexico*	W	3-1	(26-30,30-21,30-26,30-22)
10/18		BYU*	L	3-2	(30-19,25-30,27-30,30-24,12-15)
10/19		#16 Utah*	W	3-1	(30-27,30-19,23-30,30-21)
10/25	at	Wyoming*	W	3-1	(30-26,30-19,19-30,30-11)
11/1	at	UNLV*	W	3-1	(29-31,37-35,30-26,30-12)
11/2	at	San Diego State*	L	3-0	(20-30,25-30,27-30)
11/8		New Mexico*	W	3-0	(30-26,30-20,30-26)
11/9		Air Force*	W	3-0	(30-23,30-18,30-22)
11/15	at	#21 Utah*	W	3-1	(30-24,25-30,30-25,30-23)
11/16	at	BYU*	W	3-0	(30-26,30-28,30-19)
Mountain West Tournament; Fort Collins, Colo.					
11/21		Air Force	W	3-0	(30-24,30-19,30-21)
11/22		BYU	L	3-2	(23-30,30-26,31-29,19-30,11-15)
11/27		Denver	W	3-0	(30-20,35-33,30-24)
NCAA Tournament; Honolulu, Hawai'i					
12/5	vs.	Washington	L	3-1	(30-26,25-30,22-30,27-30)

2003 (30-5, 14-0/1st MW)

University Park Holiday Inn Classic; Fort Collins, Colo.					
8/29		#4 Stanford	L	3-0	(22-30, 16-30, 21-30)
8/30		Florida A&M	W	3-2	(30-32, 30-26, 24-30, 30-23, 15-11)
8/30		Bradley	W	3-0	(33-31, 30-16, 30-15)
Coors Classic; Fort Collins, Colo.					
9/5		Cal State Northridge	W	3-0	(30-19, 30-24, 30-17)
9/6		Seton Hall	W	3-0	(30-19, 30-23, 30-19)
9/6		#22 California	L	3-1	(19-30, 30-26, 25-30, 26-30)
9/9		Colorado	W	3-1	(25-30, 30-20, 30-22, 30-20)
Wildcat Invitational; Manhattan, Kan.					
9/12	vs.	LSU	W	3-1	(30-21, 30-23, 27-30, 30-13)
9/13	vs.	South Florida	W	3-0	(30-20, 30-24, 32-30)
9/13	at	#12 Kansas State	L	3-0	(25-30, 25-30, 31-33)
Diet Coke Classic; Minneapolis, Minn.					
9/19	at	#22 Minnesota	L	3-2	(26-30, 30-23, 30-20, 24-30, 9-15)
9/20	vs.	Wisconsin-Milwaukee	W	3-1	(30-21, 29-31, 30-25, 30-20)
9/20	vs.	Charlotte	W	3-0	(30-22, 30-20, 30-14)
9/26	at	BYU*	W	3-0	(30-20, 30-20, 30-26)
9/27	at	Utah*	W	3-1	(30-25, 30-27, 28-30, 30-15)
10/3		UNLV*	W	3-0	(30-23, 30-26, 30-19)
10/4		San Diego State*	W	3-0	(30-19, 30-27, 30-21)
10/10	at	Wyoming*	W	3-0	(30-25, 30-18, 30-20)
10/17	at	New Mexico*	W	3-0	(30-22, 30-22, 30-27)
10/18	at	Air Force*	W	3-0	(30-21, 30-22, 30-20)
10/25		BYU*	W	3-0	(30-19, 30-20, 31-29)
10/26		Utah*	W	3-1	(30-25, 31-29, 22-30, 31-29)
10/30	at	San Diego State*	W	3-2	(20-30, 30-27, 30-27, 28-30, 15-12)
11/1	at	UNLV*	W	3-1	(32-30, 30-27, 26-30, 30-28)
11/7		Wyoming*	W	3-1	(30-17, 24-30, 30-21, 30-19)
11/11	at	Denver	W	3-0	(30-21, 30-24, 30-28)
11/14		Air Force*	W	3-0	(30-24, 30-19, 30-12)
11/15		New Mexico*	W	3-0	(30-11, 30-19, 30-18)
Mountain West Tournament; San Diego, Calif.					
11/20	vs.	New Mexico	W	3-1	(30-22, 30-24, 30-32, 30-18)
11/21	at	San Diego State	W	3-2	(28-30, 30-26, 30-16, 27-30, 15-10)
11/22	vs.	Utah	W	3-1	(30-26, 23-30, 30-20, 30-28)
11/25	at	Long Beach State	W	3-0	(30-22, 30-24, 31-29)
NCAA Tournament; College Park, Md.					
12/5	vs.	George Mason	W	3-0	(30-22, 30-24, 30-25)
12/6	at	#25 Maryland	W	3-0	(30-23, 30-28, 30-26)
NCAA Tournament; Gainesville, Fla.					
12/12	at	#3 Florida	L	3-0	(13-30, 22-30, 26-30)

2004 (26-4, 13-1/T-1st MW)

NACWAA Classic; Fort Collins, Colo.					
8/27		#5 Minnesota	L	3-1	(30-23, 24-30, 22-30, 27-30)
8/28		#12 Georgia Tech	W	3-1	(30-26, 28-30, 30-26, 30-28)
9/1		Idaho State	W	3-0	(30-25, 30-22, 30-20)
9/7	at	Colorado	W	3-0	(30-28, 30-25, 30-26)
9/8	at	Washington State	W	3-1	(23-30, 30-15, 30-26, 30-23)
9/9	at	Gonzaga	W	3-0	(32-30, 30-25, 30-19)
University Park Classic; Fort Collins, Colo.					
9/16		Ohio	W	3-1	(34-32, 30-19, 21-30, 30-22)
9/17		#18 Pepperdine	W	3-1	(30-16, 30-28, 31-33, 30-21)
9/18		Southern Mississippi	W	3-0	(30-19, 30-28, 30-20)
9/24		Air Force*	W	3-0	(30-17, 30-13, 30-21)
9/25		New Mexico*	W	3-0	(30-15, 30-25, 30-21)
9/30	at	UNLV*	W	3-1	(20-30, 30-23, 30-27, 30-26)
10/2	at	San Diego State*	W	3-0	(30-23, 30-23, 30-20)
10/8		Wyoming*	W	3-0	(30-23, 30-26, 30-14)
10/15		#18 Utah*	L	3-1	(30-27, 12-30, 35-37, 26-30)
10/16		BYU*	W	3-0	(30-21, 30-24, 30-17)
10/22	at	New Mexico*	W	3-0	(30-27, 30-21, 30-15)
10/23	at	Air Force*	W	3-1	(30-14, 30-23, 28-30, 30-22)
10/26		Denver	W	3-0	(30-20, 30-21, 30-20)
10/29		San Diego State*	W	3-0	(30-18, 30-9, 30-20)
10/30		UNLV*	W	3-0	(30-18, 30-22, 30-18)
11/5	at	Wyoming*	W	3-0	(30-21, 30-27, 30-24)
11/7	at	#3 Nebraska	L	3-0	(24-30, 21-30, 25-30)
11/12	at	BYU*	W	3-2	(18-30, 30-25, 36-34, 25-30, 17-15)
11/13	at	#17 Utah*	W	3-0	(30-26, 30-22, 30-20)
Mountain West Tournament; Fort Collins, Colo.					
11/18		New Mexico	W	3-0	(30-21, 30-16, 30-20)
11/19		BYU	W	3-1	(19-30, 30-22, 30-17, 30-25)
11/20		#19 Utah	W	3-0	(30-18, 30-16, 30-18)
11/24		Idaho	W	3-0	(30-20, 30-19, 30-19)
NCAA Tournament; Fort Collins, Colo.					
12/2		Purdue	L	3-2	(25-30, 30-25, 27-30, 30-22, 12-15)

2005 (21-9, 12-4/2nd MW)

Pepperdine Classic; Malibu, Calif.					
9/2	vs.	Cal State Northridge	W	3-0	(30-28, 30-20, 30-26)
9/3	vs.	Northern Iowa	L	3-2	(30-21, 24-30, 30-26, 25-30, 14-16)
9/3	at	Pepperdine	L	3-0	(28-30, 18-30, 24-30)
9/6	at	Denver	L	3-1	(23-30, 27-30, 30-28, 27-30)
Hilton Classic; Fort Collins, Colo.					
9/9		UC Irvine	W	3-0	(30-22, 30-24, 35-33)
9/10		Virginia Tech	W	3-0	(31-29, 30-24, 30-26)
9/10		Oregon State	W	3-1	(30-24, 30-20, 22-30, 30-19)
Coors Rocky Mountain Challenge; Fort Collins, Colo.					
9/16		New Mexico State	W	3-0	(33-31, 30-22, 30-19)
9/17		Florida A&M	W	3-0	(30-20, 30-23, 30-26)
9/22	at	San Diego State*	W	3-0	(30-19, 30-25, 30-20)
9/24	at	UNLV*	W	3-1	(30-26, 37-35, 19-30, 30-21)
9/30		Wyoming*	W	3-2	(30-24, 27-30, 19-30, 30-22, 15-12)
10/7		BYU*	L	3-0	(30-32, 30-32, 26-30)
10/9		Utah*	W	3-2	(24-30, 30-21, 30-18, 21-30, 15-11)
10/15		Texas Tech	W	3-0	(30-22, 30-17, 30-20)
10/21	at	Air Force*	W	3-0	(30-25, 30-17, 30-17)
10/22	at	New Mexico*	L	3-1	(30-18, 22-30, 20-30, 26-30)
10/25	at	TCU*	L	3-2	(30-24, 30-23, 28-30, 26-30, 10-15)
10/28	at	Wyoming*	W	3-0	(30-20, 30-27, 30-17)
11/4		UNLV*	L	3-1	(23-30, 30-26, 28-30, 25-30)
11/5		San Diego State*	W	3-1	(30-32, 30-26, 30-25, 30-20)
11/11	at	BYU*	W	3-2	(30-28, 30-23, 27-30, 28-30, 17-15)

11/12	at	Utah*	W	3-1	(30-24, 30-28, 32-34, 30-21)
11/15		TCU*	W	3-0	(30-28, 30-17, 30-21)
11/18		New Mexico*	W	3-0	(30-26, 30-10, 30-16)
11/19		Air Force*	W	3-0	(30-18, 30-13, 30-26)
Mountain West Tournament; Las Vegas, Nev.					
11/24	vs.	New Mexico	W	3-0	(30-18, 31-29, 30-13)
11/25	vs.	Utah	L	3-0	(26-30, 23-30, 29-31)
NCAA Tournament; Fort Collins, Colo.					
12/2		Colorado	W	3-1	(26-30, 30-24, 30-19, 30-27)
12/3		#3 Washington	L	3-0	(21-30, 25-30, 18-30)

2006 (20-10, 11-5/3rd MW)

Hilton Classic; Fort Collins, Colo.					
8/25		Texas A&M	L	3-1	(24-30, 30-27, 40-42, 26-30)
8/26		Morgan State	W	3-0	(30-15, 30-27, 30-24)
8/26		Missouri State	L	3-2	(28-30, 23-30, 30-21, 30-23, 7-5)
Coors Invitational; Fort Collins, Colo.					
9/1		Wake Forest	W	3-0	(30-17, 30-27, 30-25)
9/2		Florida Atlantic	W	3-0	(30-17, 30-25, 30-23)
9/2		James Madison	W	3-0	(30-16, 30-14, 30-20)
Golden Bear Invitational; Berkeley, Calif.					
9/8	at	#13 California	L	3-1	(16-30, 26-30, 30-19, 25-30)
9/9	vs.	#18 Pepperdine	L	3-1	(27-30, 30-23, 20-30, 17-30)
9/9	vs.	American	W	3-2	(30-26, 15-30, 30-27, 30-32, 15-10)
9/15	at	#21 Utah*	L	3-0	(26-30, 21-30, 24-30)
9/16	at	#19 BYU*	L	3-2	(30-28, 28-30, 27-30, 30-23, 11-15)
9/22		New Mexico*	W	3-0	(30-16, 31-29, 30-25)
9/23		TCU*	W	3-0	(30-22, 30-25, 30-13)
10/1	at	Wyoming*	W	3-1	(30-27, 27-30, 30-15, 30-22)
10/4		Denver	W	3-0	(30-22, 30-12, 30-19)
10/6	at	Air Force*	W	3-0	(30-14, 30-20, 30-16)
10/13		UNLV*	W	3-0	(30-27, 31-29, 30-22)
10/14		San Diego State*	W	3-1	(30-16, 30-28, 27-30, 30-21)
10/20	at	TCU*	W	3-1	(26-30, 30-23, 30-20, 30-24)
10/21	at	New Mexico*	W	3-0	(30-18, 31-29, 30-28)
10/26		Wyoming*	W	3-0	(30-28, 30-18, 30-25)
11/2		Air Force*	W	3-0	(30-21, 30-17, 30-26)
11/10	at	San Diego State*	W	3-2	(30-21, 29-31, 30-20, 26-30, 15-13)
11/12	at	UNLV*	L	3-2	(24-30, 30-22, 30-25, 28-30, 13-15)
11/17		#20 BYU*	L	3-2	(30-23, 28-30, 28-30, 32-30, 13-15)
11/18		#9 Utah*	L	3-1	(28-30, 30-28, 21-30, 30-32)
Mountain West Tournament; Las Vegas, Nev.					
11/23	vs.	TCU	W	3-1	(33-31, 30-32, 30-28, 30-16)
11/24	vs.	San Diego State	W	3-0	(30-21, 30-25, 30-16)
11/25	vs.	#9 Utah	W	3-2	(25-30, 19-30, 34-32, 30-20, 15-10)
NCAA Tournament; Boulder, Colo.					
11/30	vs.	#6 Washington	L	3-1	(30-26, 26-30, 24-30, 22-30)

2007 (23-8, 13-3/T-1st MW)

Asics Challenge; Honolulu, Hawai'i					
8/24	vs.	Oregon State	L	3-2	(27-30, 30-25, 30-24, 28-30, 16-18)
8/25	at	#10 Hawai'i	L	3-2	(21-30, 30-22, 30-27, 25-30, 13-15)
8/26	vs.	Michigan	L	3-1	(30-25, 24-30, 25-30, 22-30)
Coors Classic; Fort Collins, Colo.					
8/30		#13 Ohio State	W	3-0	(30-22, 30-25, 30-21)
9/1		Pacific	W	3-0	(30-26, 30-23, 30-27)
Hilton Classic; Fort Collins, Colo.					
9/6		Colorado	W	3-0	(30-28, 30-27, 30-28)
9/6		Miami (Ohio)	W	3-2	(30-16,28-30,28-30,31-29, 15-10)
9/8		Winthrop	W	3-2	(30-23, 28-30, 30-19, 30-18)
9/12		TCU*	W	3-0	(30-27, 30-24, 30-16)
9/15		New Mexico*	W	3-0	(30-27, 30-24, 30-16)
9/21	at	Utah*	L	3-1	(30-27, 30-25, 30-19)
9/22	at	#17 BYU*	W	3-2	(30-22, 30-32, 24-30, 33-35)
9/27		San Diego State*	W	3-2	(34-32, 33-31, 29-31, 22-30, 15-9)
9/29		UNLV*	W	3-2	(30-25, 30-27, 23-30, 30-28)
10/2		Northern Colorado	W	3-0	(30-24, 30-19, 30-18)
10/11	at	Air Force*	W	3-0	(30-21, 30-17, and 30-21)
10/13	at	Wyoming*	W	3-0	(30-27, 30-20, 30-28)
10/18		BYU*	W	3-0	(30-27, 31-29, 30-28)
10/20		Utah*	W	3-0	(30-21, 28-30, 30-24, 30-18)
10/25	at	UNLV*	L	3-0	(30-16, 30-27, 30-22)
10/30	at	Denver	W	3-0	(30-28, 30-28, 32-30)
11/4	at	San Diego State*	W	3-0	(30-21, 30-24, 30-20)
11/7		Wyoming*	W	3-0	(30-23,30-18,30-27)
11/9	at	Arizona	W	3-0	(30-28, 30-27,30-28)
11/12		Air Force*	W	3-0	(30-18, 30-14, 30-14)
11/15	at	TCU*	L	3-2	(30-22, 22-30, 30-22, 28-30, 16-18)
11/17	at	New Mexico*	W	3-0	(30-22, 30-27, 31-29)
Mountain West Tournament; Las Vegas, Nev.					
11/22	vs.	San Diego State	W	3-0	(30-22, 30-20. 30-19)
11/23	vs.	Utah	L	3-2	(23-30, 30-16, 18-30, 30-22, 15-12)
NCAA Tournament; Ann Arbor, Mich.					
11/30	vs.	Illinois State	W	3-0	(30-26, 30-20, 30-15)
12/1	at	Michigan	L	3-0	(24-30, 27-30, 23-30)

2008 (23-7, 12-4/2nd MW)

Hilton Classic; Fort Collins, Colo.					
8/29		Arkansas	W	3-0	(25-16, 25-16, 25-18)
8-30		Denver	W	3-0	(25-22, 25-15, 25-17)
8/30		Eastern Washington	W	3-2	(25-12, 25-19, 25-27, 21-25, 15-9)
Asics Classic; Corvallis, Ore.					
9/5	vs.	Pepperdine	L	3-1	(25-19, 21-25, 22-25, 22-25, 20-25)
9/6	at	Oregon State	W	3-0	(25-16, 25-15, 25-17)
9/7	vs.	Pacific	W	3-1	(20-25, 25-23, 25-18, 25-21)
Coors Rocky Mountain Challenge; Boulder/Fort Collins, Colo.					
9/10	at	Colorado	W	3-1	(25-23, 25-23, 19-25, 25-16)
9/12		North Carolina	W	3-0	(25-23, 25-23, 25-14)
9/13		#8 Florida	W	3-0	(26-24, 25-16, 25-14)
9/18		Utah*	W	3-2	(25-20, 25-22, 13-25, 26-28, 15-12)
9/20		#24 BYU*	W	3-0	(25-18, 25-20, 25-19)
9/26		Wyoming*	W	3-2	(22-25, 25-13, 25-18, 21-25, 15-9)
10/2	at	Air Force*	W	3-0	(25-11, 25-20, 25-23)
10/4		#25 Arizona	W	3-1	(25-20, 29-31, 25-22, 25-19)
10/7	at	Northern Colorado	W	3-1	(26-28, 25-13, 25-20, 25-19)
10/9		TCU*	W	3-0	(25-20, 25-17, 16-25, 25-11)
10/12		New Mexico*	W	3-2	(25-17, 20-25, 20-25, 25-16, 15-12)
10/ 17	at	UNLV*	L	3-1	(25-20, 19-25, 23-25, 21-25)
10/18	at	San Diego State*	W	3-0	(25-20, 25-20, 25-20)
10/24	at	Wyoming*	W	3-0	(25-21, 25-23, 25-17)
11/1		Air Force*	W	3-0	(25-8, 25-12, 25-7)
11/6	at	New Mexico*	W	3-1	(21-25, 25-16, 25-21, 25- 19)
11/8	at	TCU*	L	3-1	(20-25, 23-25, 27-25, 22-25)
11/13		San Diego State*	W	3-0	(25-18, 25-18, 25-17)
11/16		UNLV*	W	3-0	(27-25, 25-12, 25-22)
11/20	at	BYU*	L	3-2	(19-25, 19-25, 25-16, 25-23, 20-22)
11/22	at	#22 Utah*	L	3-1	(25-18, 25-27, 18-25, 23-25)
11/29	at	Long Beach State	L	3-1	(25-23, 20-25, 13-25, 23-25)
NCAA Tournament; Gainesville, Fla.					
12/5	vs.	Florida International.	W	3-1	(25-22, 21-25, 25-22, 25-19)
12/6	at	#11 Florida	L	3-0	(21-25, 17-25, 23-25)

2009 (25-6, 15-1/1st MW)

Asics/Coors Classic; Fort Collins, Colo.					
8/28		Pepperdine	L	3-0	(23-25, 17-25, 14-25)
8-29		Oregon State	L	3-0	(21-25, 23-25, 19-25)
8/30		Cal Poly	W	3-0	(25-19, 25-18, 25-19)
Hilton Classic; Fort Collins, Colo.					
9/3		Georgia Southern	W	3-0	(25-19, 25-16, 25-19)
9/4		Ohio State	W	3-2	(25-17, 16-25, 17-25, 25-17, 15-10)
9/5		Texas-Arlington	W	3-0	(25-16, 25-13, 25-18)
9/9	at	Duke	L	3-1	(20-25, 25-21, 21-25, 13-25)
Carolina Classic; Chapel Hill, N.C.					
9/11	vs.	Marshall	W	3-0	(25-22, 25-15, 28-26)
9/12	vs.	Tennessee	W	3-1	(26-24, 28-26, 23-25, 25-13)
9/12	at	North Carolina	W	3-0	(25-20, 25-16, 25-22)
9/18	at	UNLV*	W	3-0	(25-20, 25-19, 25-16)
9/24		New Mexico*	W	3-0	(25-21, 25-15, 25-18)
9/26		TCU*	W	3-0	(25-17, 25-19, 25-20)
9/30		Northern Colorado	W	3-2	(25-23, 22-25, 25-23, 21-25, 15-13)
10/2	at	Wyoming*	W	3-0	(26-24, 25-15, 27-25)
10/8	at	San Diego State*	W	3-1	(20-25, 25-21, 25-23, 25-19)
10/10	at	Air Force*	W	3-0	(25-22, 26-24, 25-20)
10/15		BYU*	W	3-0	(25-15, 25-16, 25-21)
10/17		Utah*	W	3-0	(25-14, 25-13, 25-15)
10/22	at	TCU*	L	3-0	(23-25, 22-25, 10-25)
10/24	at	New Mexico*	W	3-2	(25-18, 18-25, 25-20, 20-25, 15-11)
10/30		Wyoming*	W	3-0	(25-22, 25-20, 25-20)
11/5		Air Force*	W	3-0	(25-17, 25-12, 27-25)
11/7		San Diego State*	W	3-0	(25-21, 25-23, 25-20)
11/12	at	Utah*	W	3-1	(25-20, 25-21, 19-25, 25-23)
11/14	at	BYU*	W	3-2	(21-25, 25-23, 20-25, 27-25, 15-12)
11/21		UNLV*	W	3-2	(24-26, 26-24, 25-27, 25-22, 15-12)
11/28		New Mexico State	L	3-1	(25-21, 23-25, 20-25, 24-26)
NCAA Tournament, Fort Collins, Colo.					
12/3		Middle Tennessee State	W	3-2	(25-19, 16-25, 25-21, 17-25, 15-6)
12/4		#6 Washington	W	3-1	(25-16, 25-22, 21-25, 25-19)
NCAA Tournament; Minneapolis, Minn.					
1/11	at	#11 Minnesota	L	3-1	(22-25, 27-29, 25-23, 18-25)

2010 (26-5, 14-2/1st MW)

Coors Rocky Mountain Challenge; Fort Collins, Colo.					
8/27		Duke	W	3-1	(25-16, 26-24, 24-26, 25-21)
8/28		Furman	W	3-0	(25-16, 27-25, 25-21)
8/31		Colorado	W	3-0	(25-19, 25-22, 25-16)
Campus USA Credit Union Invitational; Gainesville, Fla.					
9/3	vs.	Bowling Green	W	3-0	(25-20, 25-20, 25-20)
9/3	vs.	Albany	W	3-0	(25-16, 25-22, 25-13)
9/4	at	Florida	L	3-1	(22-25, 19-25, 27-25, 21-25)
Rams Volleyball Classic, Presented by PVHS; Fort Collins, Colo.					
9/10		Texas Tech	W	3-0	(25-15, 25-16, 25-23)
9/11		Northeastern	W	3-0	(25-19, 25-22, 25-21)

9/11		Illinois State	W	3-0	(25-16, 25-14, 25-17)
9/16		VCU	W	3-2	(25-16, 22-25, 25-22, 22-25, 15-11)
9/17		Long Beach State	L	3-2	(25-21, 31-33, 25-23, 15-25, 11-15)
9/24	at	BYU*	W	3-2	(25-16, 24-26, 25-21, 24-26, 15-13)
9/26	at	Utah*	W	3-0	(25-22, 25-22, 25-20)
9/28	at	Northern Colorado	W	3-0	(25-19, 25-16, 25-14)
9/30		San Diego State*	W	3-2	(25-15, 20-25, 25-10, 19-25, 15-9)
10/7	at	Air Force*	W	3-0	(25-11, 25-20, 25-23)
10/9	at	UNLV*	W	3-0	(25-15, 25-19, 25-23)
10/14		TCU*	W	3-2	(25-22, 26-24, 20-25, 20-25, 15-12)
10/16		New Mexico*	W	3-0	(25-16, 25-21, 25-19)
10/20		Denver	W	3-0	(25-19, 25-14, 25-11)
10/22		Wyoming*	W	3-0	(25-20, 25-17, 25-17)
10/30	at	San Diego State*	W	3-0	(26-24, 25-18, 25-15)
11/4		UNLV*	W	3-1	(25-14, 25-17, 22-25, 27-25)
11/6		Air Force*	W	3-0	(25-17, 25-17, 25-9)
11/11	at	New Mexico*	L	3-0	(21-25, 22-25, 23-25)
11/13	at	TCU*	W	3-0	(25-18, 25-21, 25-16)
11/18	at	Wyoming*	W	3-0	(25-20, 25-21, 25-13)
11/24		Utah*	L	3-1	(25-15, 23-25, 21-25, 21-25)
11/26		BYU*	W	3-1	(25-22, 16-25, 26-24, 25-21)
NCAA Tournament; Palo Alto, Calif.					
12/3	vs.	#24 Cal State Fullerton	W	3-2	(19-25, 20-25, 25-12, 25-21, 15-12)
12/4	at	#2 Stanford	L	3-0	(26-28, 13-25, 15-25)

2011 (24-6, 12-2/1st MW)

Arkansas Invitational; Fayetteville, Ark.					
8/26	at	Arkansas	W	3-0	(25-22, 25-16, 25-21)
8/27	vs.	Middle Tennessee State	W	3-0	(25-19, 25-23, 26-24)
8/27	vs.	McNeese State	W	3-0	(25-17, 25-14, 25-16)
8/29	at	#17 Oklahoma	L	3-0	(21-25, 15-25, 23-25)
9/2		#5 Nebraska	W	3-2	(12-25, 11-25, 25-16, 25-20, 15-9)
9/3		Albany	W	3-0	(25-20, 25-15, 27-25)
Rams Volleyball Classic, Presented by PVHS; Fort Collins, Colo.					
9/9		Wichita State	L	3-1	(26-28, 25-19, 20-25, 22-25)
9/10		Northern Colorado	W	3-0	(25-23, 28-26, 25-20)
9/16	at	Denver	L	3-1	(25-27, 25-17, 18-25, 22-25)
9/22		Air Force*	W	3-0	(25-19, 25-14, 25-20)
9/24		Boise State*	W	3-0	(25-13, 25-17, 25-20)
9/29	at	UNLV*	W	3-2	(25-20, 23-25, 25-19, 24-26, 15-12)
10/2	at	San Diego State*	W	3-1	(25-19, 25-20, 21-25, 25-18)
10/6		Seattle	W	3-0	(25-18, 25-16, 25-14)
10/8	at	Wyoming*	L	3-2	(25-15, 25-20, 23-25, 22-25, 16-18)
10/13		New Mexico*	W	3-0	(25-20, 25-23, 25-14)
10/15		TCU*	W	3-0	(25-14, 25-17, 25-15)
10/20	at	Boise State*	W	3-0	(25-15, 25-17, 25-16)
10/22	at	Air Force*	W	3-0	(25-16, 25-13, 25-19)
10/27		San Diego State*	W	3-0	(25-21, 25-18, 25-21)
10/29		UNLV*	W	3-0	(25-15, 25-9, 25-17)
11/4		Wyoming*	W	3-0	(25-13, 25-13, 25-21)
11/10	at	TCU*	L	3-2	(21-25, 23-25, 25-18, 25-20, 11-15)
11/12	at	New Mexico*	W	3-2	(19-25, 25-14, 25-19, 22-25, 15-11)
Mountain West Tournament; Albuquerque, N.M.					
11/18	vs.	Air Force	W	3-0	(25-16, 25-12, 25-10)
11/19	vs.	Wyoming	W	3-0	(25-22, 25-23, 25-20)
11/20	vs.	UNLV	W	3-0	(25-14, 25-14, 25-22)
11/26	at	New Mexico State	W	3-1	(25-23,24-26, 25-23, 25-23)
NCAA Tournament; Honolulu, Hawai'i					
12/1	vs.	#13 Oregon	W	3-2	(24-26, 25-21, 25-21,15-25, 15-10)
12/2	at	#3 Hawai'i	L	3-1	(25-22, 22-25, 16-25, 18-25)

2012 (21-8, 13-3/T-1st MW)

Rocky Mountain Invite; Fort Collins, Colo.					
8/24		Virginia	W	3-0	(25-18, 25-13, 25-18)
8/25		Denver	W	3-0	(25-14, 25-19, 25-21)
8/25		Rhode Island	W	3-0	(25-9, 25-20, 25-16)
Shocker Volleyball Classic					
8/30	at	Wichita State	L	3-1	(12-25, 25-20, 20-25, 19-25)
8/31	vs.	#14 Tennessee	L	3-2	(22-25, 25-23, 25-27, 25-22, 11-15)
9/1	vs.	BYU	L	3-1	(25-21, 12-25, 21-25, 16-25)
9/2		Oklahoma	W	3-1	(25-23, 21-25, 25-19, 25-16)
9/7		#12 Pepperdine	W	3-0	(25-22, 25-23, 25-21)
Rams Volleyball Classic					
9/8		FIU	W	3-1	(25-15, 25-17, 24-26, 33-31)
9/9		New Mexico State	W	3-1	(19-25, 25-20, 25-19, 25-18)
9/15		#2 UCLA	L	3-2	(20-25, 25-22, 21-25, 25-13, 10-15)
9/20	at	New Mexico*	L	3-2	(25-10, 25-18, 11-25, 20-25, 9-15
9/27		Nevada*	W	3-0	(25-14, 25-13, 25-15)
9/29		San Diego State*	W	3-0	(25-17, 25-19, 25-18)
10/5		Wyoming*	W	3-0	(25-22, 25-13, 25-13)
10/11	at	Fresno State*	L	3-2	(15-25, 25-20, 25-27, 28-26, 12-15)
10/14	at	UNLV*	W	3-0	(25-22, 25-22, 25-23)
10/18		Boise State*	W	3-0	(25-13, 25-23, 25-16)
10/19		Air Force*	W	3-0	(25-20, 25-18, 25-16)
10/25	at	San Diego State*	L	3-1	(26-24, 20-25, 24-26, 15-25)
10/27	at	Nevada*	W	3-0	(25-18, 25-15, 25-16)
11/2	at	Wyoming*	W	3-0	(25-19, 25-21, 25-19)
11/8		UNLV*	W	3-0	(25-17, 25-16, 25-22)
11/10		Fresno State*	W	3-1	(23-25, 25-10, 27-25, 25-16)
11/13	at	Northern Colorado	W	3-1	(21-25, 25-22, 28-26, 25-21)
11/15	at	Air Force*	W	3-0	(26-24, 25-22, 25-16)
11/17	at	Boise State*	W	3-0	(25-21, 25-7, 25-23)
11/23		New Mexico*	W	3-1	(19-25, 25-8, 25-19, 25-21)
NCAA Tournament; Tallahassee, Fla.					
11/30	vs.	#22 Purdue	L	3-0	(20-25, 18-25, 19-25)

2013 (28-2, 19-1/1st MW)

8/30		Baylor	W	3-0	(25-12, 25-11, 25-16)
8/31		Cal Poly	W	3-0	(25-19, 25-22, 25-16)
9/3		Northern Colorado	W	3-0	(25-23, 25-12, 25-13)
Pepperdine Invitational; Malibu, Calif.					
9/6	vs.	Virginia	W	3-1	(18-25, 25-17, 25-19, 25-19)
9/7	vs.	UC Santa Barbara	W	3-1	(28-26, 25-15, 17-25, 25-20)
9/7	at	Pepperdine	W	3-1	(25-20, 25-20, 23-25, 25-23)
9/10	at	Denver	W	3-1	(18-25, 25-18, 25-21, 25-13)
9/11		Missouri State	W	3-0	(25-21, 25-17, 25-19)
9/18		Wyoming*	W	3-0	(25-23, 25-22, 25-21)
9/21		Texas A&M	W	3-0	(25-11, 25-16, 25-20)
9/26	at	Air Force*	W	3-0	(25-20, 25-19, 25-16)
9/28	at	New Mexico*	W	3-2	(27-25, 25-18, 25-27, 16-25, 15-13)
10/3	at	Nevada*	W	3-1	(25-22, 25-12, 17-25, 25-15)
10/10		Utah State*	W	3-1	(25-17, 20-25, 25-23, 25-18)
10/12		Boise State*	W	3-0	(25-15, 25-15, 25-18)
10/17	at	UNLV*	W	3-2	(25-12, 25-21, 27-29, 22-25, 15-13)
10/19	at	San Diego State*	W	3-1	(19-25, 25-22, 25-21, 25-17)
10/24		Fresno State*	W	3-0	(25-20, 25-19, 25-23)
10/26		San Jose State*	W	3-0	(25-12, 25-18, 25-11)
10/31	at	Boise State*	W	3-0	(25-19, 25-20, 25-13)
11/2	at	Utah State*	W	3-2	(20-25, 21-25, 25-18, 27-25, 15-8)
11/5	at	Wyoming*	W	3-1	(23-25, 25-13, 25-19, 25-19)
11/9		Nevada*	W	3-0	(25-18, 25-18, 25-19)
11/14		New Mexico*	W	3-1	(16-25, 25-20, 25-19, 25-19)
11/15		Air Force*	W	3-0	(25-21, 25-20, 25-21)
11/21	at	San Jose State*	W	3-0	(27-25, 25-14, 25-15)
11/23	at	Fresno State*	W	3-0	(25-13, 25-16, 25-21)
11/27		San Diego State*	L	3-2	(25-15, 25-18, 21-25, 25-27, 13-15)
11/29		UNLV*	W	3-0	(25-15, 25-9, 25-21)
NCAA Tournament; Los Angeles, Calif.					
12/5	vs.	Cal State Northridge	L	3-2	(15-25, 21-25, 25-13, 25-18, 12-15)

OFFICIAL VOLLEYBALL SIGNALS

Point
(Winner Of Rally)

Ball crossing plain under net.

Ball in bounds (Referees)

Ball In Bounds (Line Judge)

Ball out of bounds ball illegally outside antenna or player illegally in adjacent court.
(Line Judges or referees without flags)

Ball out of bounds.
(Line Judge)

Ball out of bounds after contact with a player.
(Referees and line judges without flags.)

Ball out of bounds after contact with a player.
(Line Judge)

Antenna Fault
or
Line violation
(Line Judge)

Line violations, interference, or center line fault.
(Referee)

Held, thrown or carried ball held against net, or assisted hit.

Ball illegally contacted more than once by a player.

End of game or match blocked from seeing the ball land.
(Line Judge)



Time Out

Substitution

Authorization for service.

Illegal service or ball not released at time of service.

Delay of service

Player illegally touches net or intereferes with ball in net on opponents side, or served ball does not corss plain of nettocuhes teammate or fails to reach net.

Double fault, or play-over.

Illegal block or screen.

Player positional fault, wrong server, wrong position entry, or illegal player in game.

Illegally reaching over the net or contact with opponent over the top of the net.

Illegal attacker or illegal attack of the serve.

Ball contacted more than 3 times by a team.

Individual sanctions.
(First Referee)

Team sanctions
(First Referee)

Change of courts

Authorization to enter.

First contact or block travels over or outside the antenna.
(Line Judge)

MEDIA INFORMATION

WATCHING THE RAMS

Now in its second season, the Mountain West Network – which won a 2013 Emmy Award through the Heartland chapter of the National Academy of Television Arts and Sciences for its technical achievement – will again broadcast the majority of CSU volleyball's contests in 2014.

The MWN allows CSU volleyball fans to live stream every home match and all conference road matches from their computer, smart phone or handheld device. The service is free of charge, and for home contests, the stream is a high-quality broadcast featuring multiple camera angles, instant replay and broadcasters. Additionally, all MWN streams will be immediately archived, and can be re-viewed online at any time. For all streams and video content, please visit www.CSURams.com/videos.

During the 2013-14 academic year, the MWN produced more than 1,500 live broadcasts and 1,100 on-demand videos, reaching 15.1 million unique viewers in 135 countries.

MOUNTAIN WEST NETWORK

RAMS ON THE RADIO

Rams volleyball can be heard not only locally, but worldwide through Rams Sports Properties. Every home match – and select road and all postseason matches – will be broadcast on KCSU (90.5 FM locally). For those not in the area, contests can be heard online at www.KCSUfm.com.

RAMS ON THE WEB

All of the latest news, scores and statistics for Colorado State athletics can be found on CSU athletics' official website, www.CSURams.com, which received a major facelift over the summer.

Fans can also get an inside look into Rams volleyball by logging onto www.ramvolleyball.colostate.edu. The recruiting website, which also was rebranded over the summer, features exclusive video content, facilities tours and more.

RAMS IN THE SOCIAL REALM

CSU's award-winning social media accounts allow fans an even deeper look inside the program, including breaking news, behind-the-scenes content and the opportunity to win prizes.

In May 2013, CSU volleyball was recognized as the 2012-13 AVCA Grant Burger Media Award recipient for its exceptional social media use. The award annually recognizes a person or organization who best spreads the awareness of the sport of volleyball and intends to grow the game.

Followers of CSU volleyball have many avenues to keep up with the Rams on social media, including Twitter, Facebook, Instagram, YouTube and more. We encourage you to follow/like these accounts to stay connected.

Twitter

@CSUvolleyball
@CoachHilbert
@CSUathletics

#PointRams
#CSURams

#VBscores
#NCAAvb
#MWvb

Facebook
Facebook.com/CSUvolleyball

Instagram
CSUvolleyball

YouTube
CSUathletics

For live, in-game updates for all 16 of CSU's Division I programs, follow **@CSURamsGameday** on Twitter. The account provides up-to-date scores and insight for CSU athletic events.

When tweeting about the CSU volleyball program, we encourage you to use the hashtag: **#PointRams**. One of the many long-standing traditions is seen after every CSU point. The PA announcer will announce, 'Point' while the crowd emphatically shouts, 'Rams!'

COLORADO STATE ATHLETIC MEDIA RELATIONS STAFF

311 McGraw Athletic Center, Fort Collins, CO 80523-0120
Office: 970/491-5067 | Fax: 970/491-1348
www.CSURams.com

Paul Kirk

Paul Kirk, Director

Contact For: .....Football
Office Phone: 970/491-4672
Cell Phone: 970/988-3482
Email: .....paul.kirk@colostate.edu

Nic Hallisey

Nic Hallisey, Asst. Director

Contact For: ..... Volleyball, ...Softball, Swimming & Diving
Office Phone: 970/491-6127
Cell Phone: 970/231-4789
Email: .....nic.hallisey@colostate.edu

Danielle Marshall

Danielle Marshall, Asst. Director

Contact For: ..... Women's Basketball, ... Soccer, Track & Field/Cross Country
Office Phone: 970/491-6494
Cell Phone: 970/980-7353
Email: .. danielle.marshall@colostate.edu

Danny Mattie

Danny Mattie, Asst. Director

Contact For: ..... Men's Basketball, ... Men's Golf
Office Phone: 970/491-5050
Cell Phone: 970/217-3140
Email: ..... d.mattie@colostate.edu

Stuart Buchanan

Stuart Buchanan, Media Relations Asst.

Contact For: .....Football (secondary) .....Women's Golf, Tennis
Office Phone: 970/491-0472
Cell Phone: 970/988-6304
Email: ....stuart.buchanan@colostate.edu

2014-15 STUDENT ASSISTANTS

Mallory Baker
Austin Bengford
Kelsey Bibik
Craig Buchanan
Samuel Feldman
Kyrie Hill
Courtney Kreidler
Nate Lake
Grant Larson
Eddie Leaf
Dalton Linkus
Derek Marshall
Courtney Meredith
Eric O'Neill
Karen Tejeda
Sam Ward

WELCOME! The Colorado State athletic media relations office genuinely appreciates your coverage of CSU volleyball, and looks forward to each and every time it can welcome you to Fort Collins. Members of the office, including volleyball contact Nic Hallisey, director Paul Kirk, assistant directors Danielle Marshall and Danny Mattie, media relations assistant Stuart Buchanan, as well as the team of student-assistants, are available to assist with your coverage. The office is happy to help you however it can. We encourage you to familiarize yourself with the policies relevant to your coverage of the volleyball program, as outlined on this page and the next.

Please feel free to contact Nic Hallisey via phone or email with questions regarding the media policy.

GENERAL POLICIES

- All interviews with any member of the volleyball program, including Head Coach Tom Hilbert, the coaching staff and student-athletes must be coordinated through Nic Hallisey in the athletic media relations office.
- Members of the media are strictly prohibited from approaching any coach, staff member or student-athlete by any means – including text messages, email, phone calls (cell, office or home) or social media, such as Facebook and Twitter – without first approaching the athletic media relations office.
- Regarding unique subject matter, such as human-interest angles, members of the media are welcome to approach the media relations office at least 24 hours in advance with requests to interview any member of the program.

INTERVIEW GUIDELINES

- Interviews, either in person or via telephone, with members of Colorado State's volleyball coaching staff and student-athletes must be coordinated through assistant director of media relations Nic Hallisey.
- Media are asked not to request an individual's personal contact information, including email and cell number, but rather to contact Nic Hallisey.
- Student-athletes and coaches are available for interviews at the conclusion of daily practice sessions. Student-athlete interviews will not conflict with classes, meetings, medical treatment or practice times.
- Interviews are not permitted in the locker room or training room. Interviews will not be granted on match days until following the contest.
- Telephone interviews should be requested at least 24 hours in advance and coordinated through Nic Hallisey. All interviews will be processed on an availability basis involving the requested interviewee.

MEDIA CREDENTIALS

- Single-match credentials must be requested through Nic Hallisey in writing at least three days in advance of a match. Approved requests will be mailed or can be picked up in the media relations office or at the match. On days of matches, credentials can be obtained just outside the west side of the Moby Arena court. Media members are asked to enter through the McGraw Athletic Center doors (just east of the Moby Arena parking lot) and follow the ramp on the right down to the court. At the bottom of the ramp, a table will be set up with credentials.

PARKING

- Media parking is available at Moby Arena. Please contact the CSU media relations office to request a Moby Arena parking pass.
- Access to the parking lot will require an "A" permit from 7:30 a.m. to 4 p.m. on weekdays during the academic year. A limited number of single-day passes are available through the media relations office. Annual permits can be purchased through the Office of Parking Management website: www.colostate.edu/depts/parking.

PRACTICE GUIDELINES

- All Colorado State volleyball practices are open to the media and public, unless otherwise noted.
- During the season, practice will generally run from 12:30-3 p.m. during the week, except on match and travel days. Please note, practice times are subject to change on short or no notice. At times, practice will end early, so please plan to arrive early. Practice will usually take place in Moby Arena, but contact Nic Hallisey for the most updated schedule.
- All interviews must take place after the conclusion of practice. If this is an issue, contact Nic Hallisey, and the media relations staff will try and accommodate your schedule.
- Media should remain on the sidelines, standing a safe distance from the boundary to prevent collisions. Members of the general public attending practice are asked to sit in Moby Arena upper seating.

GAMEDAY

- Near the end of each home match, the media relations staff will ask those on hand representing the media whom they wish to speak with. Approximately 10 minutes after the conclusion of each match, Head Coach Tom Hilbert and the selected student-athletes will be brought to the Coors Auditorium, located in the McGraw Athletic Center, and will be available for questions.
- No student-athlete or coach can appear on a live post-game television or radio interview without permission obtained prior to the match from Nic Hallisey.

GAMEDAY SERVICES

- In-game services include live online statistics and box scores following each set. Notes, transcribed quotes and statistics will be available following the conclusion of the match.
- The media room, which is located just west of the court at the bottom of the ramp connecting Moby Arena and the McGraw Athletic Center, will be open at least two hours prior to the start of a match, and will provide updated notes on both teams, statistics and other information.
- Moby Arena offers complimentary wireless Internet access. Check the media room for access information.

ROAD MATCHES

- We appreciate your coverage, and if you would like to cover the Rams in person during a road match, please notify Nic Hallisey at least seven days in advance to provide ample time to request a credential from the opposing team.
- If you would like to talk to Head Coach Tom Hilbert after the conclusion of a road match via telephone, please notify Nic Hallisey prior to the start of the match. After the match, a member of the media relations staff will call you so you can talk with Coach Hilbert. Student-athletes will try to be made available, as well, if requested.

REPORTING OF INJURIES

- At all times throughout the year, Head Coach Tom Hilbert will serve as the sole source for injury information. All questions related to injuries should be directed to Hilbert, and not to any other member of the program, including athletic trainers, doctors, the injured student-athlete or her teammates.

CSURAMS.COM

- The official website of Colorado State athletics is www.CSURams.com, featuring the latest news, information, statistics and rosters for all of the Rams' 16 athletic programs.

VOLLEYBALL EMAIL LIST

- To receive email updates on the Rams, email assistant director of media relations Nic Hallisey at nic.hallisey@colostate.edu with a message stating that you would like to be added to the distribution list.

WEEKLY RELEASES

- Weekly news releases are available 48 hours prior to the first match of each week on the school's official website, CSURams.com. News releases also will be emailed to media outlets upon request.

MOBY ARENA DIRECTIONS

- From the south (Denver): Take Interstate 25 north into Fort Collins. Exit I-25 (exit 268) and head west on Prospect Road. Turn right onto Shields. Moby Arena will be ahead and to your right. Enter the parking lot at the corner of Shields and Elizabeth streets.
- From the north (Cheyenne): Take Interstate 25 south into Fort Collins. Exit I-25 (exit 268) and head west on Prospect Road. Turn right onto Shields. Moby Arena will be ahead and to your right. Enter the parking lot from the corner of Shields and Elizabeth streets.

NEWSPAPERS

The Coloradoan
1300 Riverside Ave.
Fort Collins, CO 80524
Phone: (970) 224-7750
Fax: (970) 224-7899
E-Mail: sportsnews@coloradoan.com

Denver Post
101 W. Colfax
Denver, CO 80202
Phone: (303) 954-1294
Fax: (303) 866-9004
E-Mail: sports@denverpost.com

Loveland Reporter-Herald
201 East Fifth
Loveland, CO 80537
Phone: (970) 669-5050
Fax: (970) 667-1111
E-Mail: news@reporter-herald.com

Colorado State Volleyball

Moby Magic fuels Rams' reign on court

Coach Hilbert's team a "big deal" in Fort Collins

Boulder Daily Camera
1048 Pearl St.
Boulder, CO 80302
Phone: (303) 442-1202
Fax: (303) 473-1517
E-Mail:sports@dailycamera.com

Colorado Springs Gazette
30 S. Prospect St.
Colorado Springs, CO 80903
Phone: (719) 636-0250
Fax: (719) 636-0163
E-Mail: sports@gazette.com

Greeley Tribune
P.O. Box 1690
Greeley, CO 80632
Phone: (970) 352-0211
Fax: (970) 356-5780
E-Mail: gtsports@greeleytrib.com

Longmont Times Call
P.O. Box 299
Longmont, CO 80502
Phone: (303) 776-2244 x313
Fax: (303) 678-8615
E-Mail: sports@times-call.com

Pueblo Chieftain
825 West Sixth
Pueblo, CO 81003
Phone: (719) 544-3520
Fax: (719) 544-5897
E-Mail: jcervi@chieftain.com

Rocky Mountain Collegian
CSU Lory Student Center
Fort Collins, CO 80523
Phone: (970) 491-3656
Fax: (970) 491-1690
E-Mail: sports@collegian.com

WIRE SERVICE
Associated Press
1120 Lincoln St., Suite 901
Denver, CO 80203
Phone: (303) 825-0123
Fax: (303) 892-5927

TELEVISION

ROOT Sports
2300 15th Street, Suite 300
Denver, CO 80202
Phone: (720) 898-2755
Fax: (720) 898-2775

KCNC-TV (CBS-Channel 4)
1044 Lincoln St.
Denver, CO 80203
Phone: (303) 830-6321
Fax: (303) 894-6040

KDVR-TV (Fox-Channel 31)
100 East Speer Blvd.
Denver, CO 80203
Phone: (303) 566-7717
Fax: (303) 566-2908

KMGH-TV (ABC-Channel 7)
123 Speer Blvd.
Denver, CO 80203
Phone: (303) 832-0169/0119

KUSA-TV (NBC-Channel 9)
500 Speer Blvd.
Denver, CO 80203
Phone: (303) 871-1490
Fax: (303) 698-4700

KWGN-TV (CW-Channel 2)
100 E. Speer Blvd.
Denver, CO 80203
Phone: (303) 566-7600
Fax: (303) 796-3772

KWGN-TV (CBS-Ch. 5)
2923 E. Lincoln Way
Cheyenne, WY 82001
Phone: (307) 634-7755
Fax: (307) 638-0182

CTV
CSU/Lory Student Center
Fort Collins, CO 80523
Phone: (970) 491-0536
Fax: (970) 491-1690

RADIO

KDSP-ESPN Radio (102.3 FM & 105.5 FM)
10200 E. Girard Ave. Bldg. B, Ste. #150
Denver, CO. 80231
Phone: (720) 248-4000

KCOL (600 AM)
4270 Byrd Drive
Loveland, CO 80538
Phone: (970) 461-2560

KKFN-The Fan (104.3 FM)
7800 E. Orchard Road, Suite 400
Greenwood Village, CO 80111
Phone: (303) 321-0950
Fax: (303) 320-0708

KEPN/The Zone (1600 AM)
7800 E. Orchard Rd., Suite 400
Greenwood Village, CO 80111
Phone: (303) 321-095

KCCK-Mile High Sports Radio (1510 AM/93.7 FM)
975 Lincoln #201
Denver, CO 80203
Phone: (303) 650-1795

KUAD-K-99 (99.1 FM)
600 Main Street
Windsor, CO 80550
Phone: (970) 493-1170
Fax: (970) 686-7491

KOA (850 AM)
4695 South Monaco Street
Denver, CO 80237
Phone: (303) 713-8685
Fax: (303) 713-8509

KCSU (90.5 FM)
CSU Lory Student Center, Box 13
Fort Collins, CO 80521
Phone: (970) 491-7611
Fax: (970) 491-7612

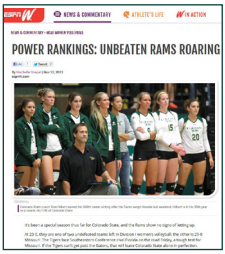

MOBY MADNESS

- 240-29 all-time record at Moby Arena under Head Coach Tom Hilbert (.892)
- 41-0 under Hilbert against Colorado's four other Division I programs
- Top-25 in attendance every season, including the top-10 seven times and No. 1 once
- 9 crowds of more than 5,000 fans, highlighted by a Mountain West-record 6,750 vs. Nebraska in 2011
- 25-12 against ranked teams under Hilbert, including nine wins against top-10 teams
- 44 consecutive wins from Sept. 18, 1998 to Nov. 18, 2000
- At least 10 home wins each season since 1995
- 41-0 against Colorado's four other Division I programs under Hilbert
- NCAA tournament host 11 times, including the 2008 Regional Finals

COLORADO STATE

VOLLEYBALL

8.30	VCU
8.30	UC SANTA BARBARA
8.31	MARQUETTE
9.3	AT NORTHERN COLORADO
9.5	FLORIDA A&M
9.6	WISCONSIN **WHITE OUT**
9.9	DENVER
9.12	VS. BYU Las Cruces, N.M.
9.12	AT NEW MEXICO STATE
9.13	AT UTEP
9.19	AT ARIZONA STATE
9.20	VS. PEPPERDINE Tempe, Ariz.
9.20	VS. NORTH CAROLINA CENTRAL Tempe, Ariz.
9.25	AT UTAH STATE*
9.27	AT BOISE STATE*
10.2	UNLV*
10.4	SAN DIEGO STATE* **ORANGE OUT**
10.7	AT WYOMING*
10.11	FRESNO STATE*
10.16	AT NEW MEXICO*
10.17	AT AIR FORCE*
10.23	BOISE STATE* **SOCIAL MEDIA NIGHT**
10.25	UTAH STATE* **PINK OUT**
10.30	AT SAN DIEGO STATE*
11.1	AT UNLV*
11.6	AT FRESNO STATE*
11.13	AIR FORCE*
11.15	NEW MEXICO*
11.19	SAN JOSÉ STATE*
11.22	AT NEVADA*
11.26	WYOMING* **SENIOR NIGHT/GREEN OUT**

*Dates and times are subject to change. *Mountain West match*

#POINTRAMS

UNDER ARMOUR.

Colorado State University