

WIND-TUNNEL STUDY OF
DENVER SQUARE

by

J. A. Peterka* and J. E. Cermak**

for

Oxford-Anschutz Development Co.
Anaconda Tower, Room 900
555 17th Street
Denver, Colorado 80202

Fluid Mechanics and Wind Engineering Program
Fluid Dynamics and Diffusion Laboratory
Department of Civil Engineering
Colorado State University
Fort Collins, Colorado 80523

October 1978

*Associate Professor

**Professor-in-Charge, Fluid Mechanics
and Wind Engineering Program

CER78-79JAP-JEC15

TABLE OF CONTENTS

<u>Chapter</u>		<u>Page</u>
	LIST OF TABLES	iii
	LIST OF FIGURES	iv
	LIST OF SYMBOLS	v
1	INTRODUCTION	1
	1.1 General	1
	1.2 The Wind Tunnel Test	2
2	EXPERIMENTAL CONFIGURATION	5
	2.1 Wind Tunnel	5
	2.2 Model	5
3	INSTRUMENTATION AND DATA ACQUISITION	8
	3.1 Flow Visualization	8
	3.2 Pressures	8
	3.3 Velocity	10
4	RESULTS	13
	4.1 Flow Visualization	13
	4.2 Velocity	13
	4.3 Pressures	16
5	DISCUSSION	20
	REFERENCES	23
	FIGURES	24
	TABLES	65
	APPENDIX A	100

LIST OF TABLES

<u>Table</u>		<u>Page</u>
1	Motion Picture Scene Guide	66
2	Pedestrian Wind Velocities and Turbulence Intensities	67
3	Annual Percentage Frequencies of Wind Direction and Speed	72
4	Summary of Wind Effects on People	73
5	Calculation of Reference Pressure	74
6	Maximum Pressure Coefficients and Loads in PSF	75

LIST OF FIGURES

<u>Figure</u>		<u>Page</u>
1	Fluid Dynamics and Diffusion Laboratory	25
2	Wind Tunnel Configuration	26
3	Pressure Tap Locations	27
4	Building Location and Pedestrian Wind Velocity Measuring Positions	33
5	Completed Model	35
6	Data Sampling Time Verification	37
7	Mean Velocity and Turbulence Profiles Approaching the Model	38
8	Mean Velocities and Turbulence Intensities at Pedestrian Locations	39
9	Wind Velocity Probabilities for Pedestrian Locations . .	48
10	Peak-Pressure Contours on the Building for Glass Loads .	54

LIST OF SYMBOLS

<u>Symbol</u>	<u>Definition</u>
U	Local mean velocity
D	Characteristic dimension (building height, width, etc.)
ν, ρ	Kinematic viscosity and density of approach flow
$\frac{UD}{\nu}$	Reynolds number
E	Mean voltage
A, B, n	Constants
U_{rms}	Root-mean-square of fluctuating velocity
E_{rms}	Root-mean-square of fluctuating voltage
U_{∞}	Reference mean velocity outside the boundary layer
X, Y	Horizontal coordinates
Z	Height above surface
δ	Height of boundary layer
T_u	Turbulence intensity $\frac{U_{rms}}{U_{\infty}}$ or $\frac{U_{rms}}{U}$
$C_{p_{mean}}$	Mean pressure coefficient, $\frac{(p-p_{\infty})_{mean}}{0.5 \rho U_{\infty}^2}$
$C_{p_{rms}}$	Root-mean-square pressure coefficient, $\frac{((p-p_{\infty}) - (p-p_{\infty})_{mean})_{rms}}{0.5 \rho U_{\infty}^2}$
$C_{p_{max}}$	Peak maximum pressure coefficient, $\frac{(p-p_{\infty})_{max}}{0.5 \rho U_{\infty}^2}$
$C_{p_{min}}$	Peak minimum pressure coefficient, $\frac{(p-p_{\infty})_{min}}{0.5 \rho U_{\infty}^2}$
$()_{min}$	Minimum value during data record
$()_{max}$	Maximum value during data record
p	Fluctuating pressure at a pressure tap on the structure
p_{∞}	Static pressure in the wind tunnel above the model

1. INTRODUCTION

1.1 General

A significant characteristic of modern building design is lighter cladding and more flexible frames. These features produce an increased vulnerability of glass and cladding to wind damage and result in larger deflections of the building frame. In addition, increased use of pedestrian plazas at the base of the buildings has brought about a need to consider the effects of wind and gustiness in the design of these areas.

The building geometry itself may increase or decrease wind loading on the structure. Wind forces may be modified by nearby structures which can produce beneficial shielding or adverse increases in loading. Overestimating loads results in uneconomical design; underestimating may result in cladding or window failures. Tall structures have historically produced unpleasant wind and turbulence conditions at their bases. The intensity and frequency of objectionable winds in pedestrian areas is influenced both by the structure shape and by the shape and position of adjacent structures.

Techniques have been developed during the past decade for wind tunnel modeling of proposed structures which allow the prediction of wind pressures on cladding and windows, overall structural loading, and also wind velocities and gusts in pedestrian areas adjacent to the building. Information on sidewalk-level gustiness allows plaza areas to be protected by design changes before the structure is constructed. Accurate knowledge of the intensity and distribution of the pressures on the structure permits adequate but economical selection of window strength to meet selected maximum design winds and overall wind loads for the design of the frame for flexural control.

Modeling of the aerodynamic loading on a structure requires special consideration of flow conditions in order to guarantee similitude between model and prototype. A detailed discussion of the similarity requirements and their wind tunnel implementation can be found in References (1), (2), and (3). In general, the requirements are that the model and prototype be geometrically similar, that the approach mean velocity at the building site have a vertical profile shape similar to the full-scale flow, that the turbulence characteristics of the flows be similar, and that the Reynolds number for the model and prototype be equal.

These criteria are satisfied by constructing a scale model of the structure and its surroundings and performing the wind tests in a wind tunnel specifically designed to model atmospheric boundary-layer flows. Reynolds number similarity requires that the quantity UD/ν be similar for model and prototype. Since ν , the kinematic viscosity of air, is identical for both, Reynolds numbers cannot be made precisely equal with reasonable wind velocities. To accomplish this the air velocity in the wind tunnel would have to be as large as the model scale factor times the prototype wind velocity, a velocity which would introduce unacceptable compressibility effects. However, for sufficiently high Reynolds numbers ($>2 \times 10^4$) the pressure coefficient at any location on the structure will be essentially constant for a large range of Reynolds numbers. Typical values encountered are 10^7 - 10^8 for the full-scale and 10^5 - 10^6 for the wind-tunnel model. In this range acceptable flow similarity is achieved without precise Reynolds number equality.

1.2 The Wind Tunnel Test

The wind-engineering study is performed on a building or building group modeled at scales ranging from 1:150 to 1:400. The building model

is constructed of clear plastic fastened together with screws. The structure is modeled in detail to provide accurate flow patterns in the wind passing over the building surfaces. The building under test is often located in a surrounding where nearby buildings or terrain may provide beneficial shielding or adverse wind loading. To achieve similarity in wind effects the area surrounding the test building is also modeled. A flow visualization study is first made (smoke is used to make the air currents visible) to define overall flow patterns and identify regions where local flow features might cause difficulties in building curtain-wall design or produce pedestrian discomfort.

The test model, equipped with pressure taps (200 to 600 or more), is exposed to an appropriately modeled atmospheric wind in the wind tunnel and the fluctuating pressure at each tap measured electronically. The model, and the modeled area, are rotated 15 degrees and another set of data recorded for each pressure tap. Normally, 24 sets of data (360 degrees of turning) are taken; however, when flow visualization or recorded data indicate high pressure regions of small azimuthal extent, data is obtained in smaller azimuthal steps.

Data are recorded, analyzed and processed by an on-line computerized data-acquisition system. Pressure coefficients of several types are calculated by the computer for each reading on each piezometer tap and are printed in tabular form as computer readout. Using wind data applicable to the building site, representative wind velocities are selected for combination with measured pressures on the building model. Integration of test data with wind data results in prediction of peak local wind pressures for design of glass or cladding and may include overall forces and moments on the structure (by floor if desired) for design of

the structural frame. Pressure contours are drawn on the developed building surfaces showing the intensity and distribution of peak wind loads on the building. These results may be used to divide the building into zones where lighter or heavier cladding or glass may be desirable.

Based on the visualization (smoke) tests and on a knowledge of heavy pedestrian use areas, a dozen or more locations may be chosen at the base of the building where wind velocities can be measured to determine the relative comfort or discomfort of pedestrians in plaza areas, near building entrances, near building corners, or on sidewalks. Usually a reference pedestrian position is also tested to determine whether the wind environment in the building area is better or worse than the environment a block or so away in an undisturbed area.

The following pages discuss in greater detail the procedures followed and the equipment and data collecting and processing methods used. In addition, the data presentation format is explained and the implications of the data are discussed.

2. EXPERIMENTAL CONFIGURATION

2.1 Wind Tunnel

Wind-engineering studies are performed in the Fluid Dynamics and Diffusion Laboratory at Colorado State University (Figure 1). Three large wind tunnels are available for wind loading studies depending on the detailed requirements of the study. The wind tunnel used for this investigation is shown in Figure 2. All tunnels have a flexible roof adjustable in height to maintain a zero pressure gradient along the test section. The mean velocity can be adjusted continuously in each tunnel to the maximum velocity available.

2.2 Model

In order to obtain an accurate assessment of local pressures using piezometer taps, models are constructed to the largest scale that does not produce significant blockage in the wind-tunnel test section. The models are constructed of 1/2 in. thick Lucite plastic and fastened together with metal screws. Significant variations in the building surface, such as mullions, are machined into the plastic surface. Piezometer taps (1/16 in. dia) are drilled normal to the exterior vertical surfaces in rows at several or more elevations between the bottom and top of the building. Similarly, taps are placed in the roof and on any sloping, protruding, or otherwise distinctive features of the building that might need investigation.

Pressure tap locations are chosen so that the entire surface of the building can be investigated for pressure loading and at the same time permit critical examination of areas where experience has shown that maximum wind effects may be expected to occur. Locations of the pressure taps for this study are shown in Figure 3. Dimensions are given both for

full-scale building (in ft) and for model (in in.). The pressure tap numbers are shown adjacent to the taps. Figure 3 shows tap locations on three buildings--the office tower (Anaconda Tower), Fairmont Hotel, and a commercial pavilion.

A circular area 750 to 2000 ft in radius depending on model scale and characteristics of the surrounding buildings and terrain is modeled in detail. Structures within the modeled region are made from styrofoam and cut to the individual building geometries. They are mounted on the turntable in their proper locations. Significant terrain features are included as needed. The model is mounted on a turntable (Figure 2) near the downwind end of the test section. Any buildings or terrain features which do not fit on the turntable are placed on preshaped pieces which are placed upwind of the turntable for appropriate wind directions. A plan view of the building and its surroundings is shown in Figure 4. The turntable is calibrated to indicate azimuthal orientation to 0.1 degree.

The wind-tunnel tests on the Anaconda Tower were run approximately two years prior to the tests on the Fairmont Hotel and commercial pavilion. Thus the three configurations shown in Figures 4a and 4b for the Tower study show an early version of the hotel and pavilion structures. Pedestrian velocities and flow visualization movies were made on the final complex design shown in Figure 4c. Configuration designations are: 1-3, data on Anaconda Tower (see Figure 4b); C, data on Fairmont Hotel and commercial pavilion.

The region upstream from the modeled area is covered with a randomized roughness constructed using various sized cubes placed on the floor of the wind tunnel. Different roughness sizes may be used

for different wind directions. Spires are installed at the test-section entrance to provide a thicker boundary-layer than would otherwise be available. The thicker boundary-layer permits a somewhat larger scale model than would otherwise be possible. The spires are approximately triangularly shaped pieces of 1/2 in. thick plywood 6 in. wide at the base and 1 in. wide at the top, extending from the floor to the top of the test section. They are placed so that the broad side intercepts the flow. A barrier approximately 8 in. high is placed on the test-section floor downstream of the spires to aid in development of the boundary-layer flow.

The distribution of the roughness cubes and the spires in the roughened area was designed to provide a boundary-layer thickness of approximately 4 ft, a velocity profile power-law exponent similar to that expected to occur in the region approaching the modeled area for each wind direction (a number of wind directions may have the same approach roughness). A photograph of the completed model in the wind tunnel is shown in Figure 5. The wind-tunnel ceiling is adjusted after placement of the model to obtain a zero pressure gradient along the test section.

3. INSTRUMENTATION AND DATA ACQUISITION

3.1 Flow Visualization

Making the air flow visible in the vicinity of the model is helpful (a) in understanding and interpreting mean and fluctuating pressures, (b) in defining zones of separated flow and reattachment and zones of vortex formation where pressure coefficients may be expected to be high and (c) in indicating areas where pedestrian discomfort may be a problem. Titanium tetrachloride smoke is released from sources on and near the model to make the flow lines visible to the eye and to make it possible to obtain motion picture records of the tests. Conclusions obtained from these smoke studies are discussed in Sections 4.1 and 5.1.

3.2 Pressures

Mean and fluctuating pressures are measured at each of the pressure taps on the model structure. Data are obtained for 24 wind directions, rotating the entire model assembly in a complete circle. Seventy-six pieces of 1/16 in. I.D. plastic tubing each 18 in. long are used to connect 76 pressure ports at a time to an 80 tap pressure switch mounted inside the model. The switch was designed and fabricated in the Fluid Dynamics and Diffusion Laboratory to minimize the attenuation of pressure fluctuations across the switch. Each of the 76 measurement ports is directed in turn by the switch to one of four pressure transducers mounted close to the switch. The four pressure input taps not used for transmitting building surface pressures are connected to a common tube leading outside the wind tunnel. This arrangement provides both a means of performing in-place calibration of the transducers and, by connecting this tube to a pitot tube mounted inside the wind tunnel, a means of automatically monitoring the tunnel speed. The switch is operated by

means of a shaft projecting through the floor of the wind tunnel. A computer-controlled stopping motor steps the switch into each of the 20 required positions. The computer keeps track of switch position but a digital readout of position is provided at the wind tunnel.

The pressure transducers used are Statham differential strain gage transducers (Model PM 283TC) with a 0.15 psid range. They were selected because of their stability and linearity in the required working range. The resonant frequency of the transducers is approximately 2,000 Hz. This is sufficiently high that transducer resonance effects on the measured pressures can be ignored. Reference pressures are obtained by connecting the reference sides of the four transducers, using plastic tubing, to the static side of a pitot tube mounted in the wind tunnel free stream above the model building. In this way the transducer measures the instantaneous difference between the local pressures on the surface of the building and the static pressure in the free stream above the model.

Each pressure transducer contains a built-in bridge similar to a Wheatstone Bridge. The bridge is monitored by a Honeywell Accudata 118 Gage Control/Amplifier unit which provides excitation to the transducer bridge and amplifies the bridge output. These instruments are characterized by a very stable excitation voltage and amplifier gain. Output from the Honeywell signal conditioners is fed to an on-line data acquisition system consisting of a Hewlett-Packard 21 MX computer, disk unit, card reader, printer, Digi-Data digital tape drive and a Preston Scientific analog-to-digital convertor. The data are processed immediately into pressure coefficient form as described in Section 4.3 and stored for printout or further analysis.

A slight difference existed in the data acquisition system for the Anaconda Tower study. Instead of an on-line computer, data was converted to digital form and stored on digital tape. Data reduction was performed on the Colorado State University CDC 6400 computer using the digital tapes for input.

All four transducers are recorded simultaneously for 16 seconds at a 250 sample per second rate. The results of an experiment to determine the length of record required to obtain stable mean and rms (root-mean-square) pressures and to determine the overall accuracy of the pressure data acquisition system is shown in Figure 6. A typical pressure port record was integrated for a number of different time periods to obtain the data shown. Examination of a large number of pressure taps showed that the overall accuracy for a 16 second period is, in pressure coefficient form, 0.03 for mean pressures, 0.1 for peak pressures, and 0.01 for rms pressures. Pressure coefficients are defined in Section 4.3

3.3 Velocity

Mean velocity and turbulence intensity profiles are measured upstream of the model to determine that an approach boundary-layer flow appropriate to the site has been established. Tests are made at one wind velocity in the tunnel. This velocity is well above that required to produce Reynolds number similarity between the model and the prototype as discussed in Section 1.1.

In addition, mean velocity and turbulence intensity measurements are made 5 to 7 feet (prototype) above the surface at a dozen or more locations on and near the building for 16 wind directions. The measurement locations are shown on Figure 4. The surface measurements are

indicative of the wind environment to which a pedestrian at the measurement location would be subjected. The locations are chosen to determine the degree of pedestrian comfort or discomfort at the building corners where relatively severe conditions frequently are found, near building entrances and on adjacent sidewalks where pedestrian traffic is heavy, and in open plaza areas. In most studies a reference pedestrian position, located about a block away, is also tested. These data are helpful in evaluating the degree of pedestrian comfort or discomfort in the proposed plaza area in terms of the undisturbed environment in the immediate vicinity.

Measurements are made with a single hot-wire anemometer mounted with its axis vertical. The instrumentation used is a Thermo Systems constant temperature anemometer (Model 1050) with a 0.001 in. dia platinum film sensing element 0.020 in. long. Output is read from a digital voltmeter with a time-constant circuit for mean voltage and a DISA RMS meter (Model 55035) for rms voltage.

Calibration of the hot-wire anemometer is performed using a Thermo Systems calibrator (Model 1125). The calibration data are fit to a variable exponent King's Law relationship of the form

$$E^2 = A + BU^n$$

where E is the hot-wire output voltage, U the velocity and A , B , and n are coefficients selected to fit the data. The above relationship was used to determine the mean velocity at measurement points using the measured mean voltage. The fluctuating velocity in the form U_{rms} (root-mean-square velocity) was obtained from

$$U_{rms} = \frac{2 E E_{rms}}{B_n U^{n-1}}$$

where E_{rms} is the root-mean-square voltage output from the anemometer. For interpretation all turbulence measurements were divided by both local mean velocity U and mean velocity outside the boundary-layer U_{∞} . Division by U gives an indication of the relative unsteadiness at the location while division by U_{∞} permits an easy determination of the actual magnitude of rms velocity fluctuations at a point for various approach velocities.

4. RESULTS

4.1 Flow Visualization

A film is included as part of this report showing the characteristics of flow about the structure using smoke to make the flow visible. A listing of the contents of the film is shown in Table 1. Several features can be noted from the visualization. As with all large structures, wind approaching the building is deflected down to the plaza level, up over the structure and around the sides. A description of the smoke test results emphasizing flow patterns of concern relative to possible high-wind load areas and pedestrian comfort is given in Section 5.1.

4.2 Velocity

Velocity and turbulence profiles are shown in Figures 7a and 7b. These profiles were taken upstream from the model and are characteristic of the boundary-layer approaching the model. As shown in Figure 7a, the boundary-layer thickness, δ , was 50 in. The corresponding prototype value of δ for this study is shown in Figure 7a. This value was established as a reasonable height for this study. The mean velocity profile has the form

$$\frac{U}{U_{\infty}} = \left(\frac{z}{\delta}\right)^n .$$

The exponent n for the approach flow established for this study is shown in Figure 7a.

The profile of longitudinal turbulence intensity is shown in Figure 7b. The turbulence intensities are appropriate for the approach mean velocity profile selected. For the purpose of this report, turbulence intensity is defined as the root-mean-square about the mean of the longitudinal velocity fluctuations divided by the reference mean velocity

U_∞ at the outer edge of the boundary layer,

$$Tu_1 = \frac{U_{rms}}{U_\infty},$$

or as the rms velocity divided by the local mean velocity,

$$Tu_2 = \frac{U_{rms}}{U}.$$

Mean velocity U/U_∞ , turbulence intensity U_{rms}/U_∞ , and "gustiness" U_{rms}/U at the pedestrian measuring positions shown in Figure 4 are listed in Table 2 for 16 wind directions and are plotted in polar form in Figures 8a, 8b, etc. Measurements were taken 5 to 7 ft above the ground surface. A site map is superimposed on the polar plots to aid in visualization of the effects of the nearby structures on the velocity and turbulence magnitudes. An analysis of these wind data is given in Section 5.2.

To enable a quantitative assessment of the wind environment, the wind-tunnel data were combined with wind frequency and direction information obtained at the local airport. Table 3 shows wind frequency by direction and magnitude obtained from summaries published by the National Weather Service. These data, usually obtained at an elevation of about 30 to 40 ft, were converted to velocities at the reference velocity height for the wind tunnel measurements and combined with the wind tunnel data to obtain cumulative probability distributions (percent time a given velocity is exceeded) for wind velocity at each measuring location. The percentage times were summed by wind direction to obtain a percent time exceeded at each measuring position independent of wind direction (but accounting for the fact that the wind blows from different directions with varying frequency). These results are plotted in Figure 9a, 9b, etc.

Interpretation of Figure 9 is aided by a description of the effects of wind of various magnitudes on people. The earliest quantitative description of wind effects was established by Sir Francis Beaufort in 1806 for use at sea and is still in use today. Several recent investigators have added to the knowledge of wind effects on pedestrians. These investigations along with suggested criteria for acceptance have been summarized by Penwarden and Wise (4). The Beaufort scale, based on mean velocity only, is reproduced as Table 4 including qualitative descriptions of wind effects. Table 4 suggests that mean wind speeds below 12 mph are of minor concern and that mean speeds above 24 mph are definitely inconvenient. Included in Section 5.2 is an analysis of the percent of time that the 12 and 24 mph magnitude are exceeded by mean winds and implications for pedestrian comfort.

The peak gust values require a somewhat different interpretation. The peak gust curves shown in Figure 9 are the percent of time during which a short gust of the stated magnitude could occur (say less than one of these gusts per hour). Evidence suggests that gusts greater than about 35 mph in magnitude can be a major impediment to pedestrians, particularly the elderly. Most measuring locations experience winds in which gusts of 35 mph or higher occur much less frequently than the 24 mph mean winds. Implications of these data are presented in Section 5.2.

Because some pedestrian wind measuring positions are purposely chosen at sites where the smoke tests showed large velocities of small spacial extent, the general wind environment about the structure may be less severe than one might infer from a strict analysis of Table 2 and Figure 9.

4.3 Pressures

For each of the pressure taps examined at each wind direction, the data record is analyzed to obtain four separate pressure coefficients.

The first is the mean pressure coefficient

$$C_{P_{\text{mean}}} = \frac{(p-p_{\infty})_{\text{mean}}}{0.5 \rho U_{\infty}^2}$$

where the symbols are as defined in the List of Symbols. It represents the mean of the instantaneous pressure difference between the building pressure tap and the static pressure in the wind tunnel above the building model, nondimensionalized by the dynamic pressure

$$0.5 \rho U_{\infty}^2$$

at the reference velocity position. This relationship produces a dimensionless coefficient which indicates that the mean pressure difference between building and ambient wind at a given point on the structure is some fraction less or some fraction greater than the undisturbed wind dynamic pressure near the upper edge of the boundary layer. Using the measured coefficient, prototype mean pressure values for any wind velocity may then be calculated.

The magnitude of the fluctuating pressure is obtained by the rms pressure coefficient

$$C_{P_{\text{rms}}} = \frac{\left((p-p_{\infty}) - (p-p_{\infty})_{\text{mean}} \right)_{\text{rms}}}{0.5 \rho U_{\infty}^2}$$

in which the numerator is the root-mean-square of the instantaneous pressure difference about the mean.

If the pressure fluctuations followed a Gaussian probability distribution, no additional data would be required to predict the

frequency with which any given pressure level would be observed. However, the pressure fluctuations do not follow a Gaussian probability distribution so that additional information is required to show the extreme values of pressure expected. The peak maximum and peak minimum pressure coefficients are used to determine these values:

$$C_{p_{\max}} = \frac{(p-p_{\infty})_{\max}}{0.5 \rho U_{\infty}^2}$$

$$C_{p_{\min}} = \frac{(p-p_{\infty})_{\min}}{0.5 \rho U_{\infty}^2}$$

The values of $p-p_{\infty}$ which were digitized at 250 samples per second for 16 seconds, representing about one hour of time in the full scale, are examined individually by the computer to obtain the most positive and most negative values during the 16 second period. These are converted to $C_{p_{\max}}$ and $C_{p_{\min}}$ by nondimensionalizing with the free stream dynamic pressure.

The four pressure coefficients are calculated by the on-line data acquisition system computer and tabulated along with the approach wind azimuth in degrees from true north. The list of coefficients is included as Appendix A. The pressure tap code numbers used in the appendix are explained in Figure 3.

To determine the largest peak loads acting at any point on the structure for cladding design purposes, the pressure coefficients for all wind directions were searched to obtain, at each pressure tap, the largest absolute value of peak pressure coefficient. Table 6 provides these pressure coefficients and associated wind directions. Included in

Section 5.3 is an analysis of the coefficients of Table 6 including the maximum values obtained and where they occurred on the building. The difference in presentation of data for the Anaconda Tower (configurations 1, 2, 3) and the Fairmont Hotel (configuration C) is due to changes made in the output format during the 2-year gap between the two sets of data.

The pressure coefficients of Table 6 can be converted to full-scale loads by multiplication by a suitable reference pressure selected for the field site. This reference pressure is represented in the equations for pressure coefficients by the $0.5 \rho U_{\infty}^2$ denominator. This value is the dynamic pressure associated with an hourly mean wind at the reference velocity measurement position at the edge of the boundary layer. In general, the method of arriving at a design reference pressure for a particular site involves selection of a design wind velocity, translation of the velocity to an hourly mean wind at the reference velocity location and conversion to a reference pressure. Selection of the design velocity can be made from statistical analysis of extreme wind data or selected from wind maps contained in the proposed wind loading code ANSI A58.1 of the American National Standards Institute (5). The calculation of reference pressure for this study is shown in Table 5. The factor used in Table 5 to reduce gust winds to hourly mean winds is given in reference (6).

The reference pressure associated with the design hourly mean velocity at the reference velocity location can be used directly with the peak-pressure coefficients to obtain peak local design wind loads for cladding design. For glass design pressures, a glass load factor is

used to account for the different duration of measured peak pressures and the one-minute loading used in glass design charts. Recent research (6) indicates that the period of application of the peak pressures reported herein is about 5-10 seconds or less. If a glass design is based on these peak values, then a glass strength associated with this duration load is indicated. If the glass design is based on some alternate load duration--say one minute--then some reduction in peak loads should be made. An estimate of a load reduction factor can be obtained from an empirical relation of glass strength as a function of load duration (8). A glass load factor of 0.73 on the reference pressure was used to convert the short 5-10 second pressure peaks to one-minute loads typically cited in glass selection charts.

Local, instantaneous peak loads on the full-scale building suitable for cladding design were computed by multiplying the reference pressure of Table 5 by the peak coefficients of Table 6. Loadings appropriate for glass design were computed by multiplying the reference pressure by the peak coefficients of Table 6 with application of the 0.73 load factor. Table 6 shows both of these results. These loads are not given for the Anaconda Tower in Table 6--only in Figure 10. The maximum psf load given in Table 6 at each tap location for the Fairmont Hotel is the absolute value of the maximum value found in the tests, irrespective of its algebraic sign. For ease in visualizing the loads on the structure, contours of equal peak pressures for glass design shown in Table 6 have been plotted on developed elevation views of the structure, Figure 10. Loads appropriate for design of mullions or other cladding elements can be obtained by using the loads of Table 6 or multiplying the loads of Figure 10 by 1.37.

5. DISCUSSION

5.1 Flow Visualization

Smoke flow patterns about the Denver Square complex did not show any flow patterns indicating excessively high pressures except at the roof corners of the Anaconda Tower and Fairmont Hotel (on the roof) where vortex development was observed for selected wind directions. Pedestrian level flows appeared in general to be moderate except at the block corners where high velocities of small spatial extent were observed for small ranges of approach wind direction and the pool area (locations 14-16 on Figure 4c) showed high velocity and possibly turbulent wind deflected from the Anaconda Tower for westerly winds.

5.2 Pedestrian Winds

Data was obtained at 18 locations as shown in Figure 4c including 4 locations (14-17) on the roof/pool area of the Fairmont Hotel and one location (18) at 17th and California streets for comparative purposes. Table 2 and Figure 8 show that the largest mean velocities measured were at locations 1 and 9 for approach wind azimuths of 90 and 67 degrees. Mean velocities at these locations were from 63 to 70 percent of the reference velocity U_{∞} . In comparison, the largest mean velocities at location 18 were 57 to 60 percent for approach wind azimuths of 315 to 360.

The largest values of fluctuating velocity, U_{rms}/U_{∞} , were all less than 20 percent indicating relatively low values of fluctuating velocity. The largest values of 'gustiness', U_{rms}/U , were under 50 percent reflecting the generally low values of U_{rms} .

Velocity data integrated with local wind data is shown in Figure 9. Based on this data, mean winds will be above 12 mph, the level where wind effects become significant, for about 8 percent of the time at location 1. Other locations have percentage times of 5 percent or less. The comparison location, 18, showed a value of 5-6 percent. The largest percentage of time when mean velocities would be above 24 mph, the upper limit of agreeable wind on land, is 0.5 percent at location 1 and 0.4 percent at location 18. Other locations show smaller percentage times. These values are not large.

The largest percentage time when peak gusts are likely to be greater than 24 mph is about 5 percent occurring at locations 1, 14, 15, and the comparison location 18. The largest percentage times when peak gusts are likely to be greater than 35 mph are 0.8 to 1.0 percent for the same 4 locations.

The worst pedestrian environment about the Denver Square complex appears to be at location 1 at the corner of 17th Street and Glenarm Place. This environment is fairly similar to the reference location 18 at the corner of 17th and California streets. Most measured locations were significantly milder in wind environment. Corrective action is not likely to be required except possibly at the pool site (locations 14, 15, 16). Any consideration of remedial action there should await experience at the site.

5.3 Pressures

Table 6 shows the largest peak pressure coefficients and loads measured on the buildings. The largest pressure coefficients measured on the Anaconda Tower for configurations 1, 2 and 3 were -3.03, -3.05,

and -3.05 at taps 406, 357, and 301 for wind azimuths 315, 75, and 30 respectively. These pressure coefficients correspond to a glass load of 61 psf using the reference pressure and glass load factor of Table 5.

The largest pressure coefficient measured on the Fairmont Hotel was -3.19 at tap 807 for a wind azimuth of 270. This corresponds to a glass load of 64 psf. The largest pressure coefficient on the commercial pavilion building--excluding roof pressures--was -1.40 at tap 204 for wind azimuth 120.

Most peak pressure coefficients were much less than 2.0.

REFERENCES

1. Cermak, J. E., "Laboratory Simulation of the Atmospheric Boundary Layer," AIAA Jl., Vol. 9, September 1971.
2. Cermak, J. E., "Applications of Fluid Mechanics to Wind Engineering," A Freeman Scholar Lecture, ASME Jl. of Fluids Engineering, Vol. 97, No. 1, March 1975.
3. Cermak, J. E., "Aerodynamics of Buildings," Annual Review of Fluid Mechanics, Vol. 8, 1976, pp. 75-106.
4. Penwarden, A. D., and Wise, A. F. E., "Wind Environment Around Buildings," Building Research Establishment Report, HMSO, 1975.
5. American National Standards Institute, "American National Standard Building Code Requirements for Minimum Design Loads in Buildings and Other Structures," ANSI Standard A58.1, 1972.
6. Vellozzi, J., and Cohen, C., "Gust Response Factors," Jl. Structural Div., ASCE, Proc. Paper No. 5980, Vol. 94, No. ST6, 1968.
7. Peterka, J. A., and Cermak, J. E., "Peak-Pressure Duration in Separated Regions on a Structure," U.S.-Japan Research Seminar on Wind Effects on Structures, Kyoto, Japan, 9-13 September 1974; Report CEP74-75JAP-JEC8, Fluid Mechanics Program, Colorado State University, September 1974.
8. Architectural Glass Products, Pittsburgh Plate Glass Industries, January 1975.

FIGURES

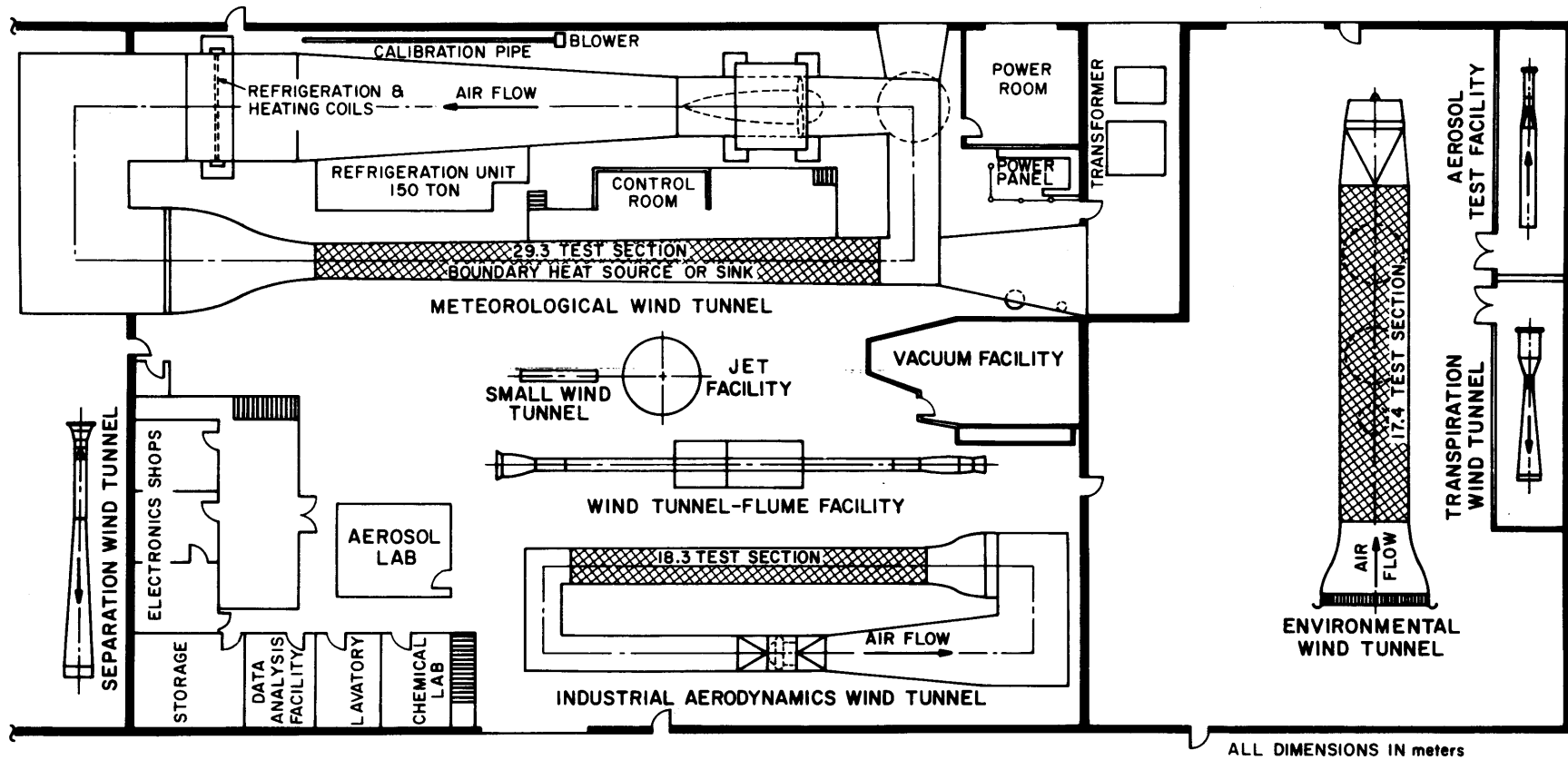
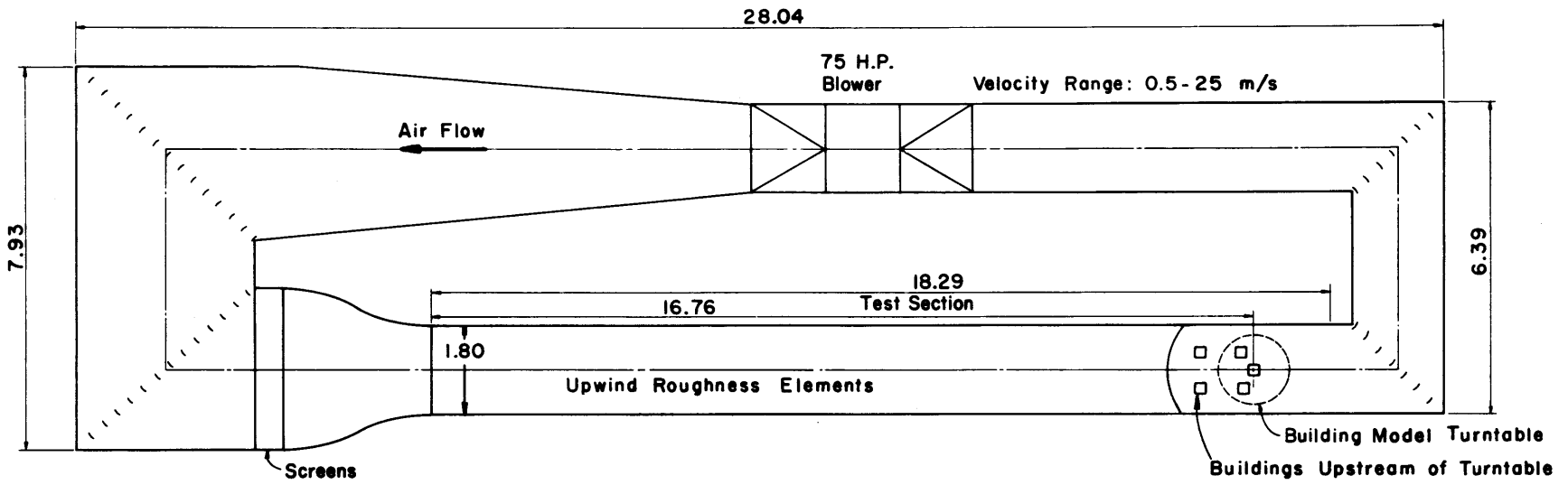
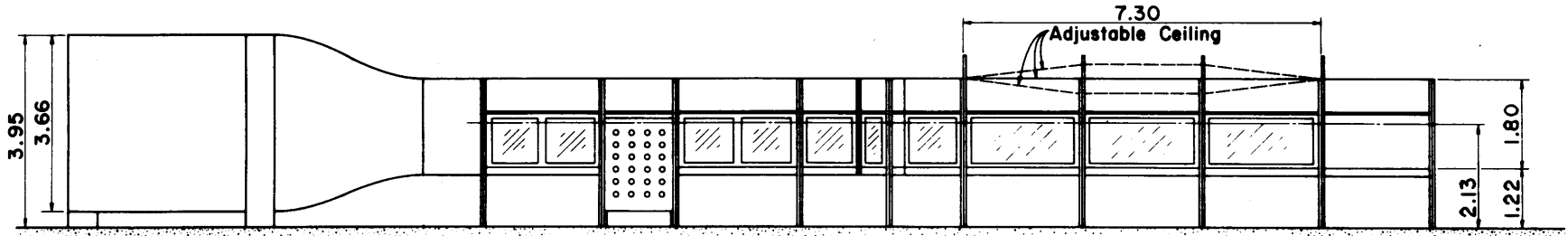
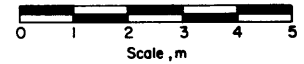


FIGURE 1 - FLUID DYNAMICS AND DIFFUSION LABORATORY
 COLORADO STATE UNIVERSITY



PLAN



All Dimensions in m

ELEVATION

INDUSTRIAL AERODYNAMICS WIND TUNNEL

Figure 2 - Wind Tunnel Configuration

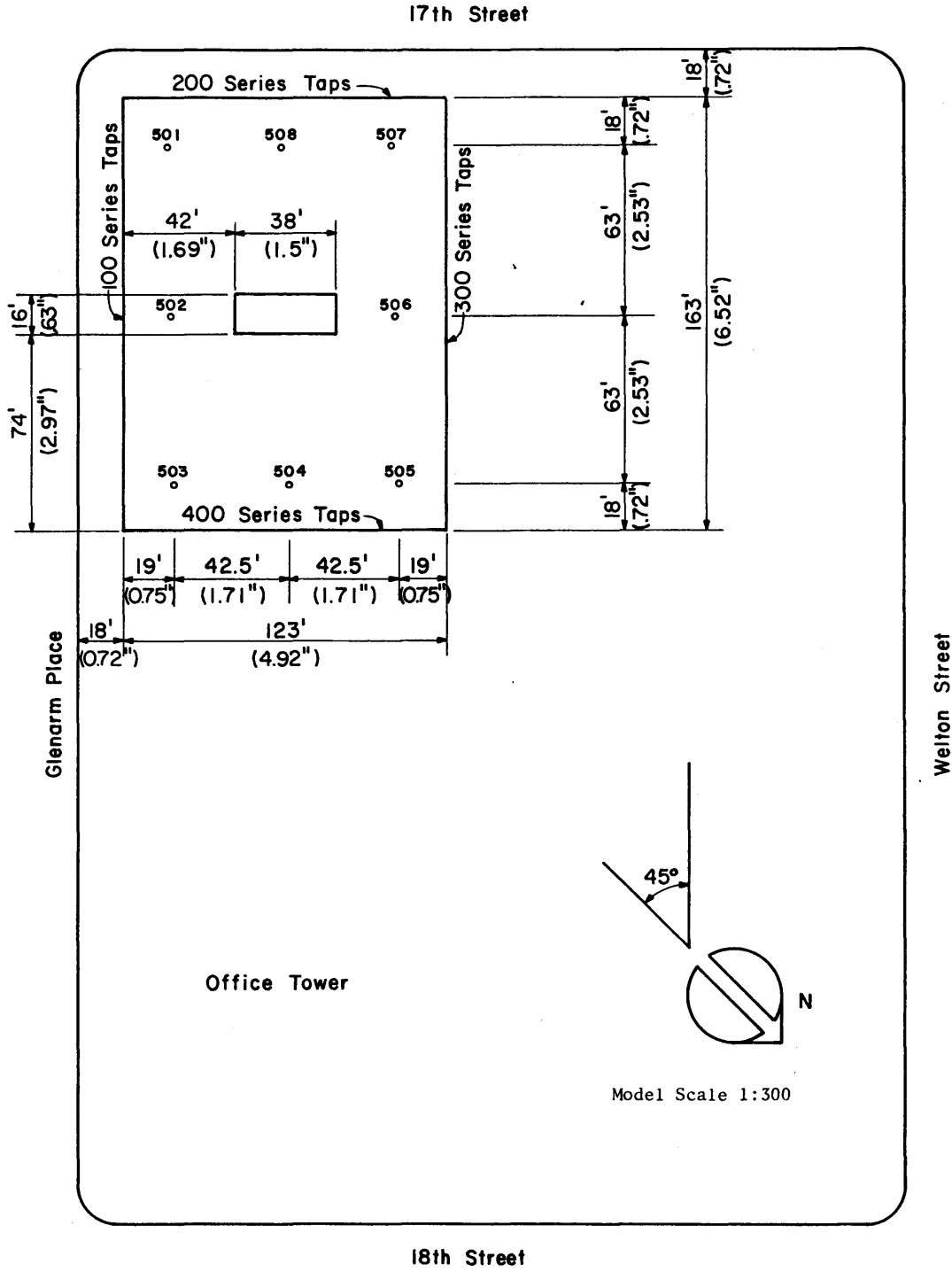


Figure 3a. Pressure Tap Locations.

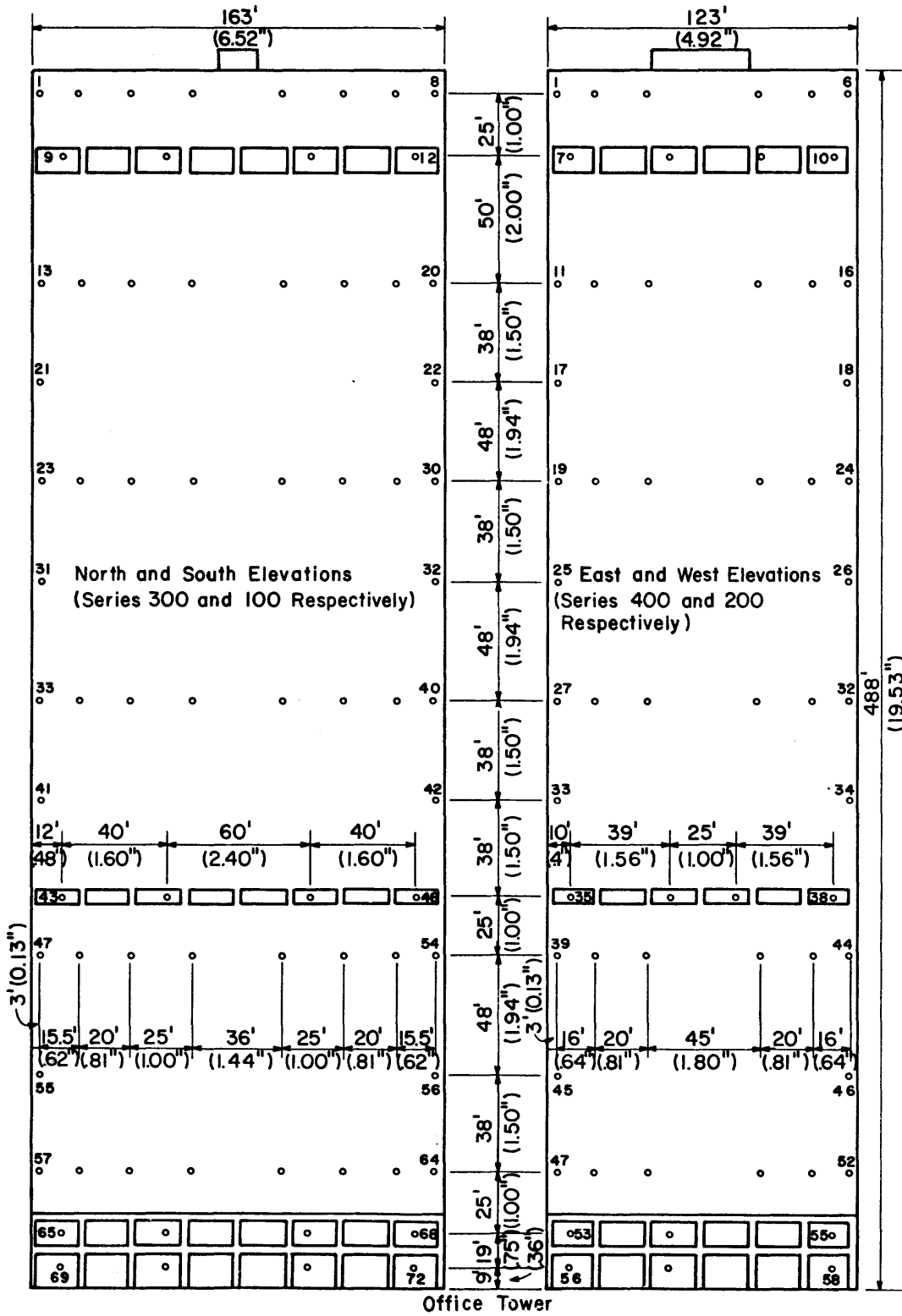


Figure 3b. Pressure Tap Locations.

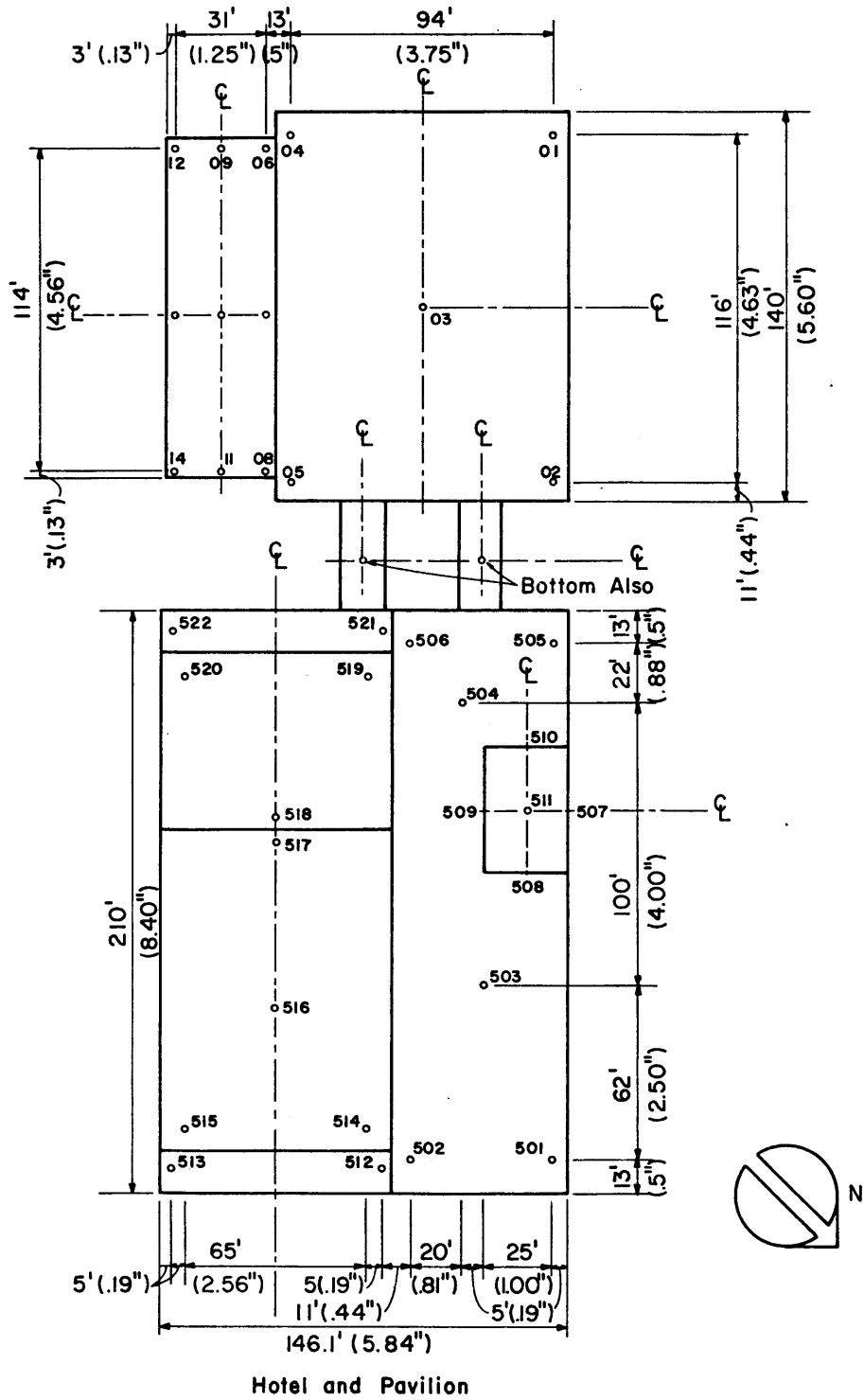


Figure 3c. Pressure Tap Locations.

Figure 3d. Pressure Tap Locations.

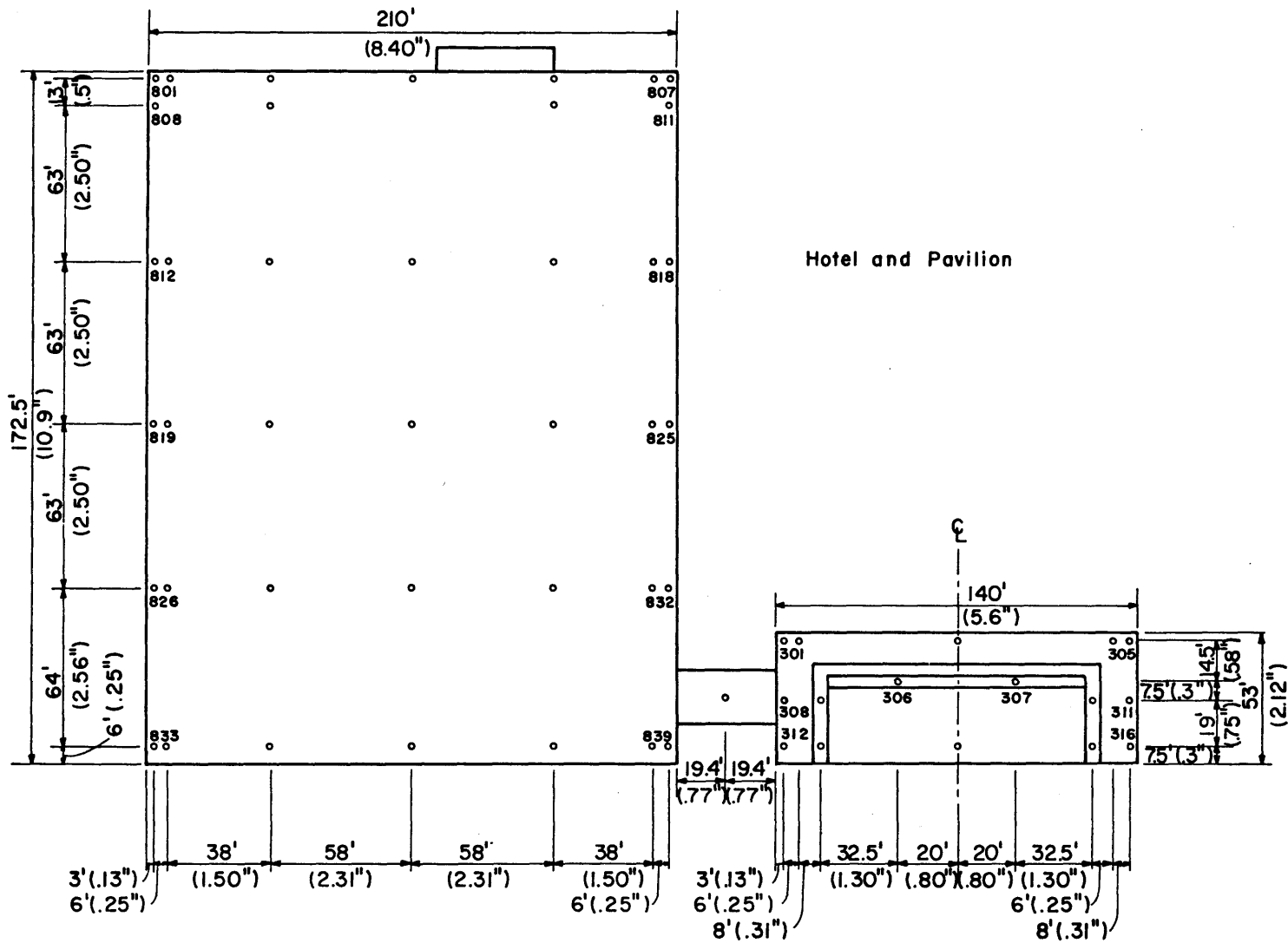


Figure 3e. Pressure Tap Locations.

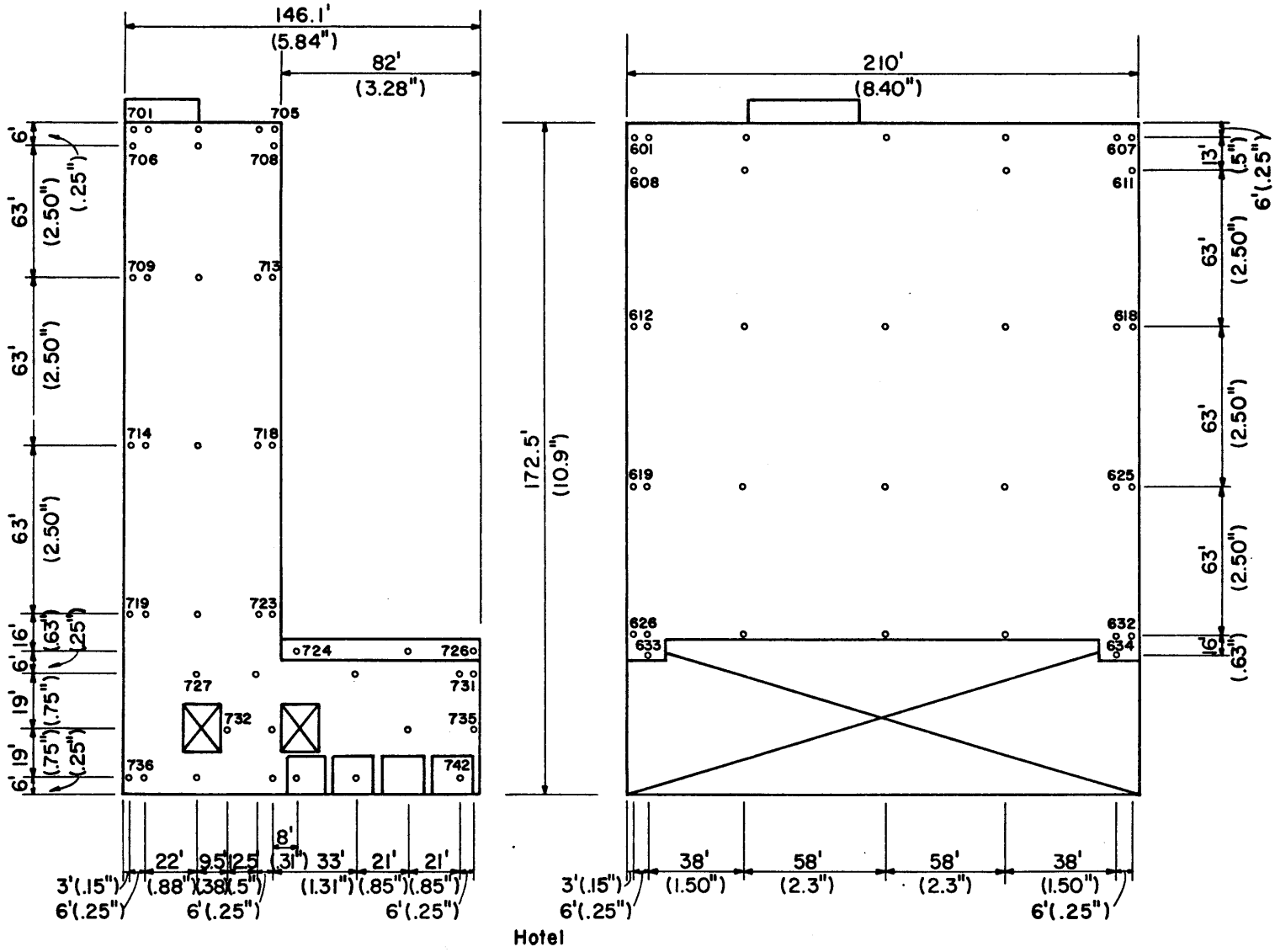
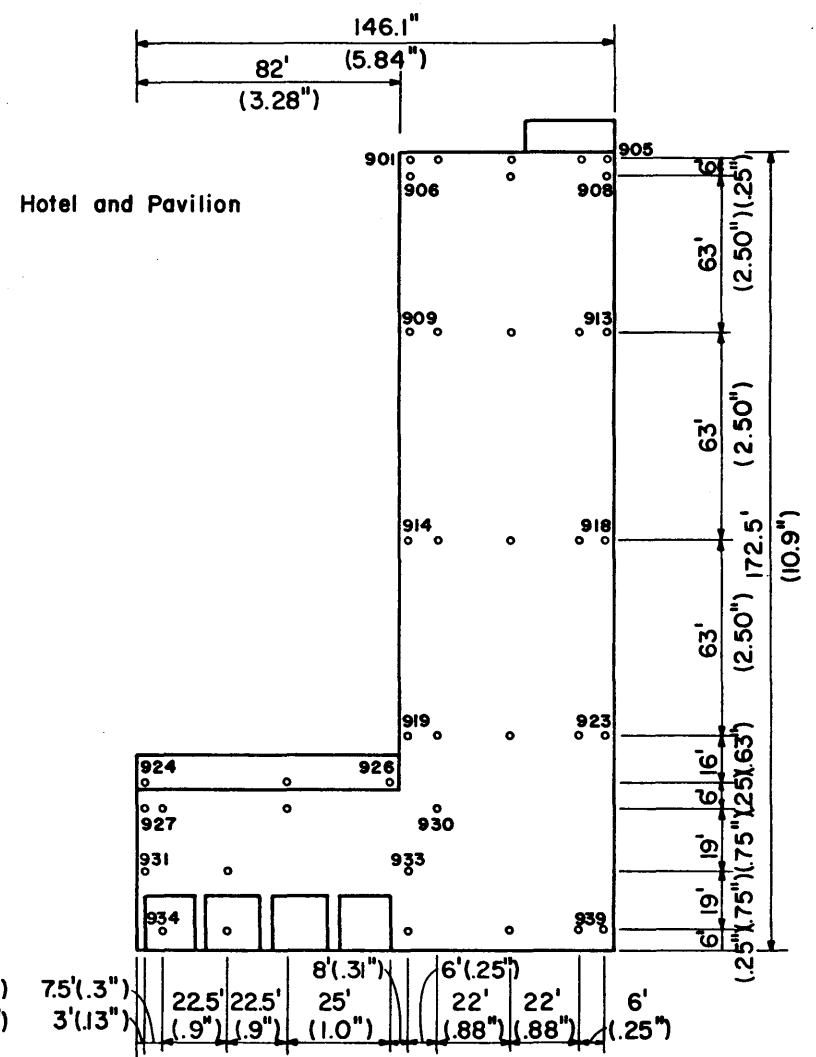
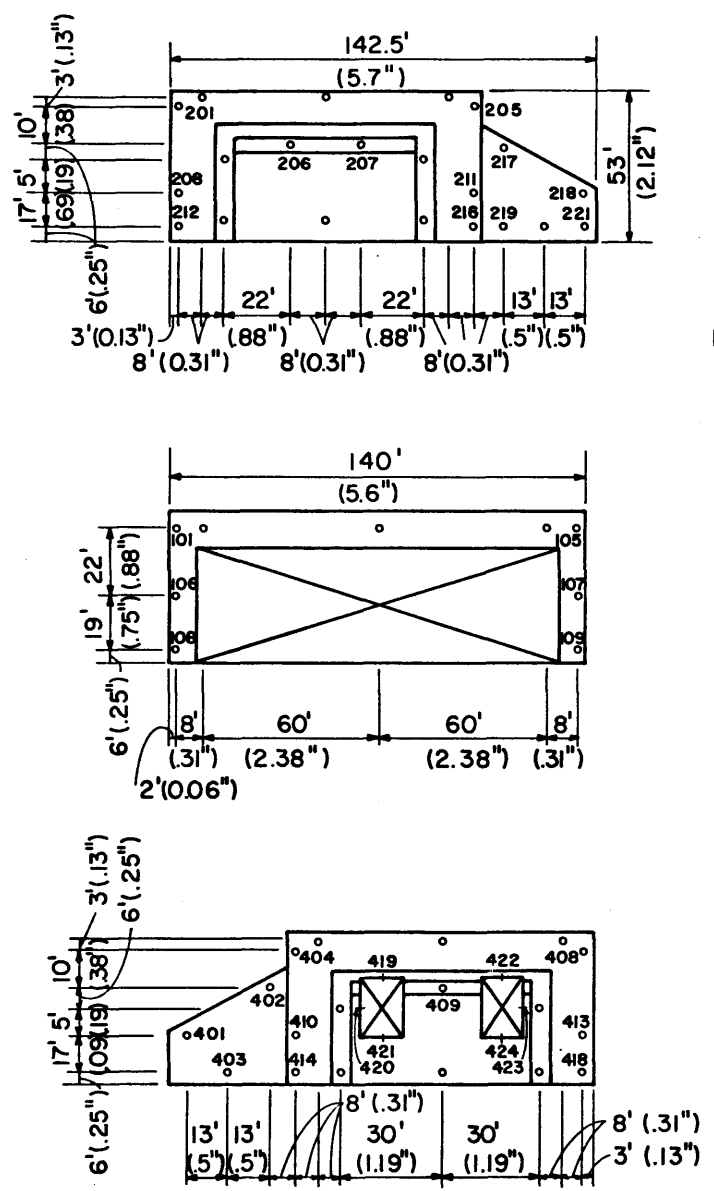




Figure 3f. Pressure Tap Locations.

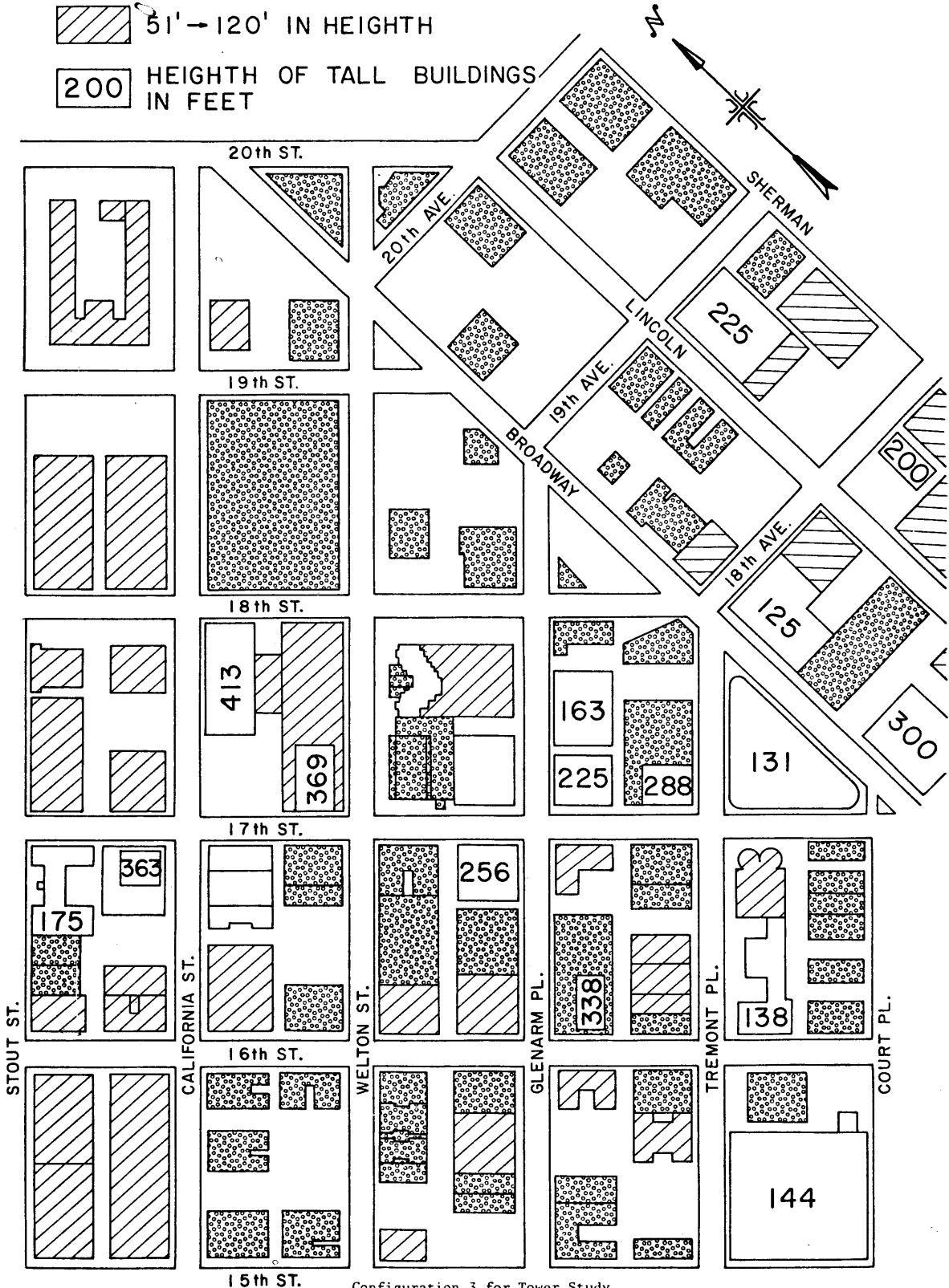


LEGEND

 50' OR LESS IN HEIGHTH

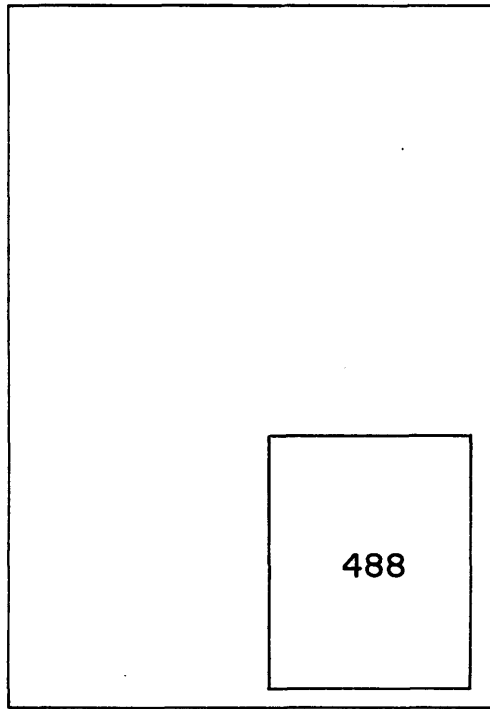
 51' → 120' IN HEIGHTH

 HEIGHTH OF TALL BUILDINGS IN FEET

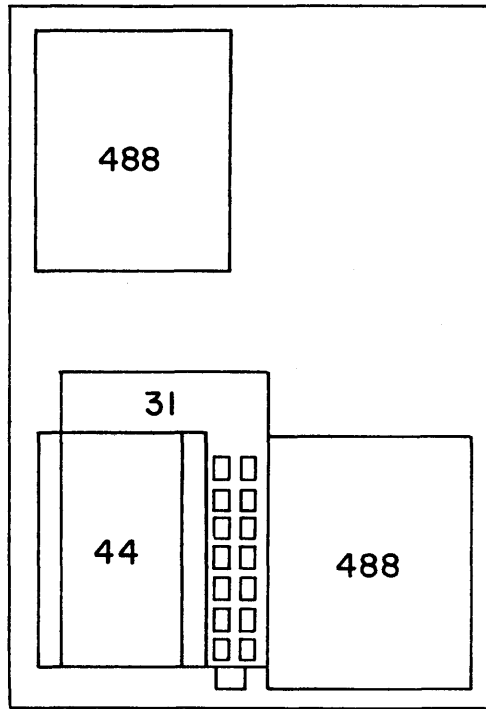


Configuration 3 for Tower Study
Radius of Modeled Area = 1350 ft

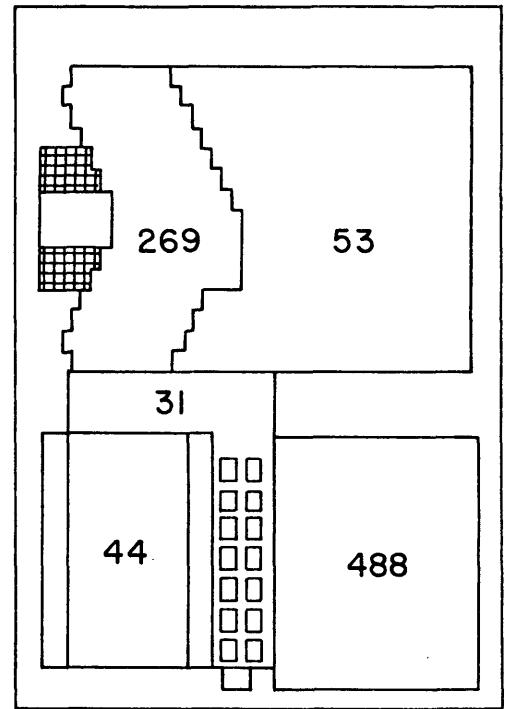
Figure 4a. Building Locations and Pedestrian Wind Velocity Measuring Positions.



Configuration #1



Configuration #2



Configuration #3

200- Height of building

Three Configurations for Tower Study

Figure 4b. Building Location and Pedestrian Wind Velocity Measuring Positions.




Configuration 1
Tower Study




Configuration 2
Tower Study

Figure 5a. Completed Model



Configuration 3
Tower Study



Configuration 3
Fairmont Hotel

Figure 5b. Completed Model

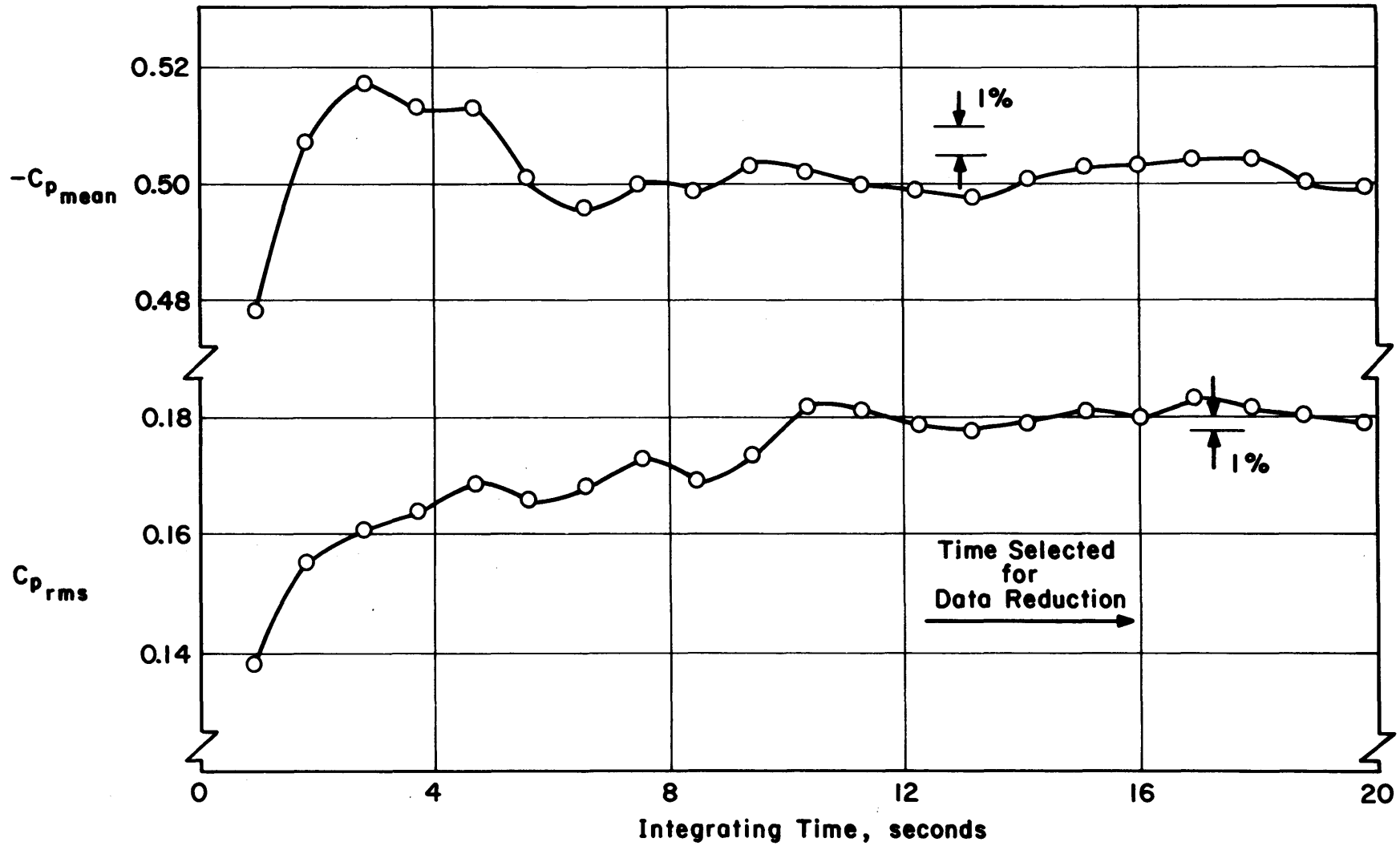


Figure 6 - Data Sampling Time Verification

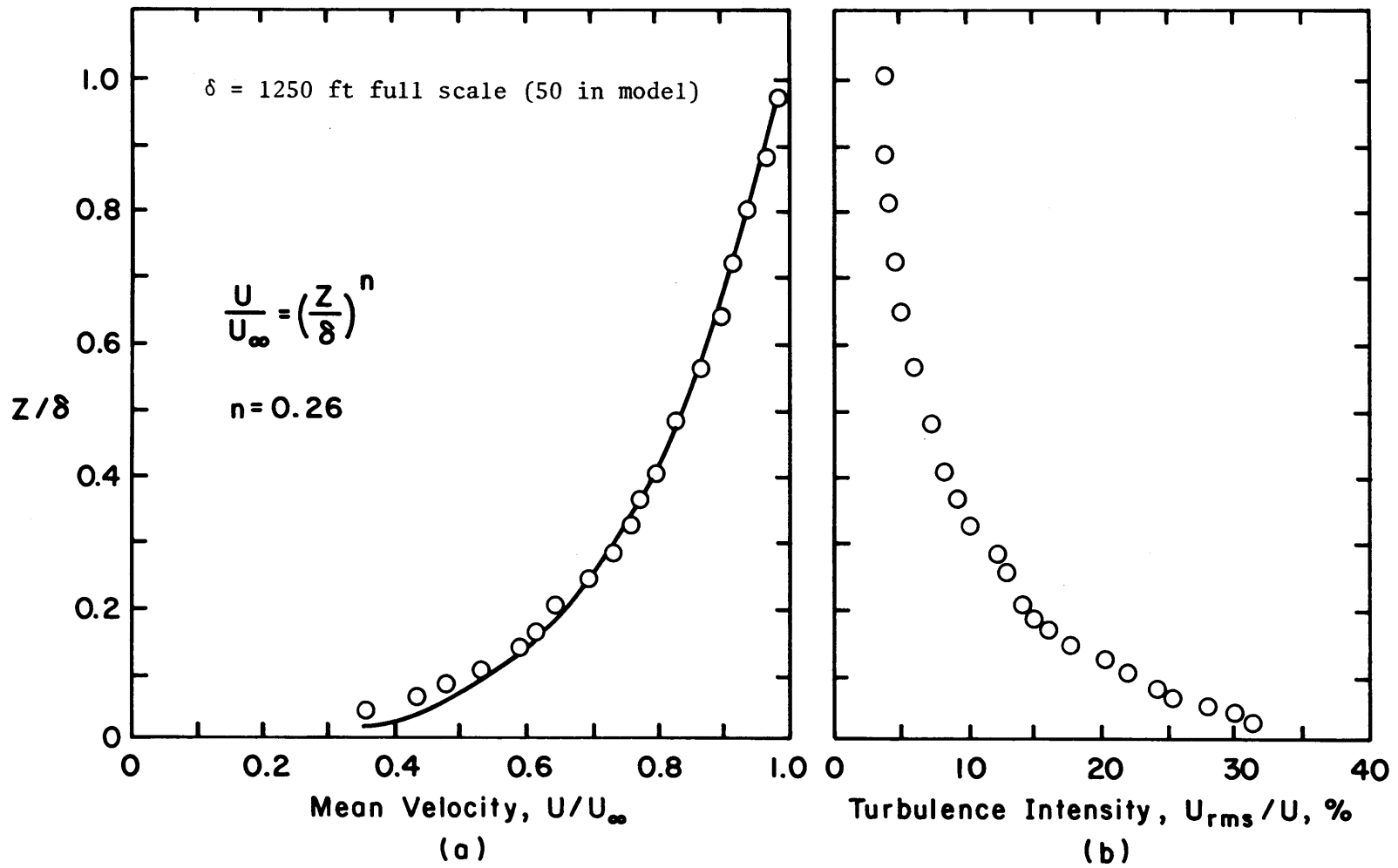


Figure 7 - Velocity and Turbulence Profiles Approaching the Model

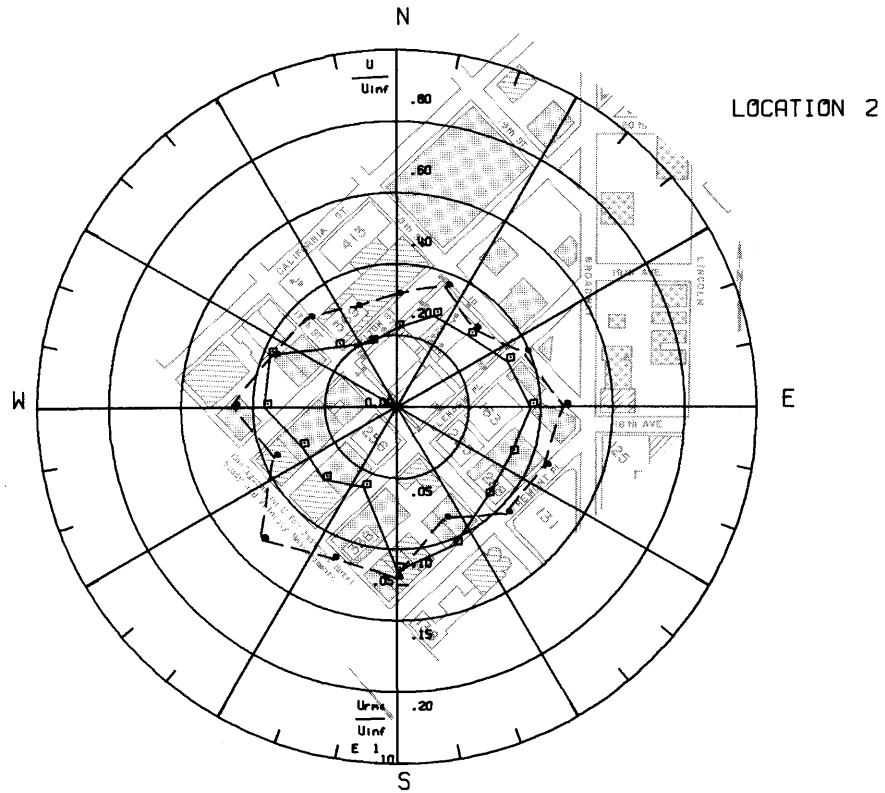
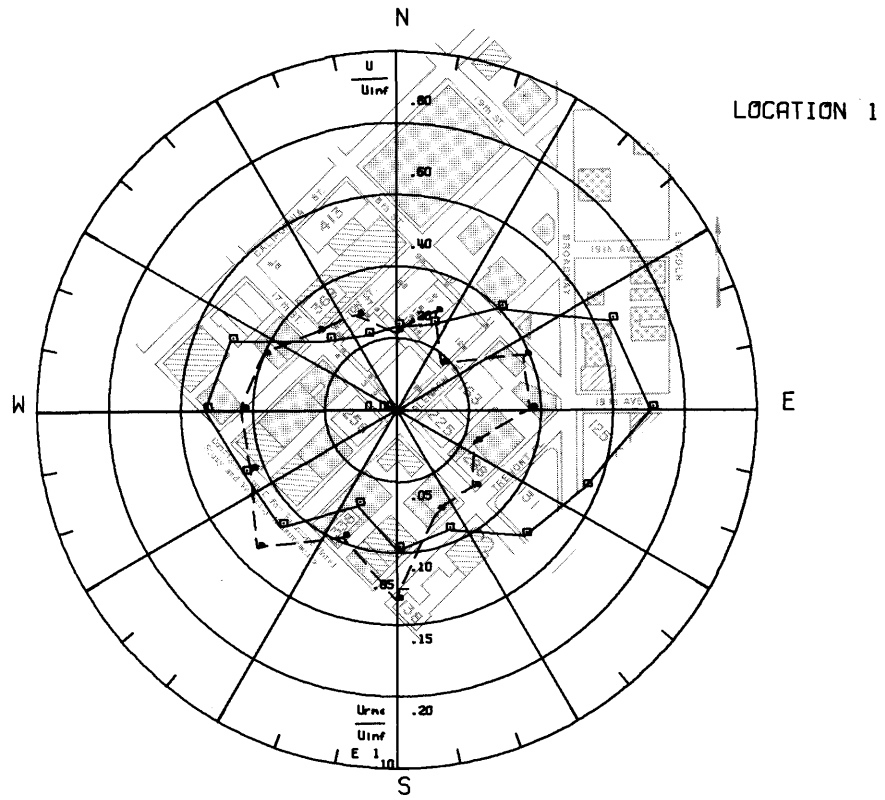


Figure 8a. Mean Velocities and Turbulence Intensities at Pedestrian Locations 1 and 2.

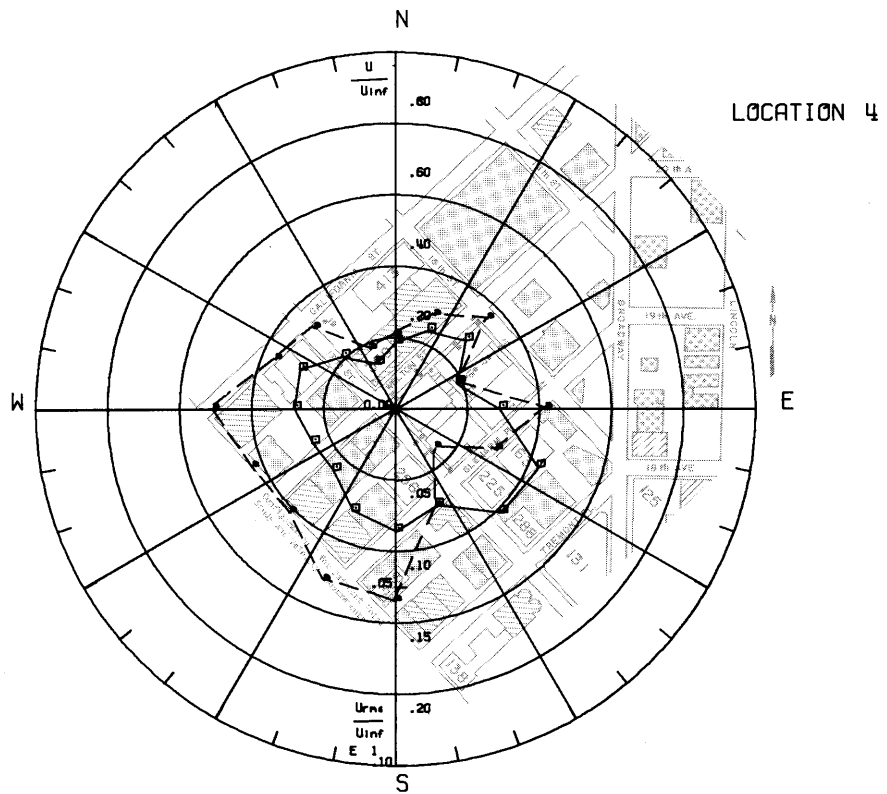
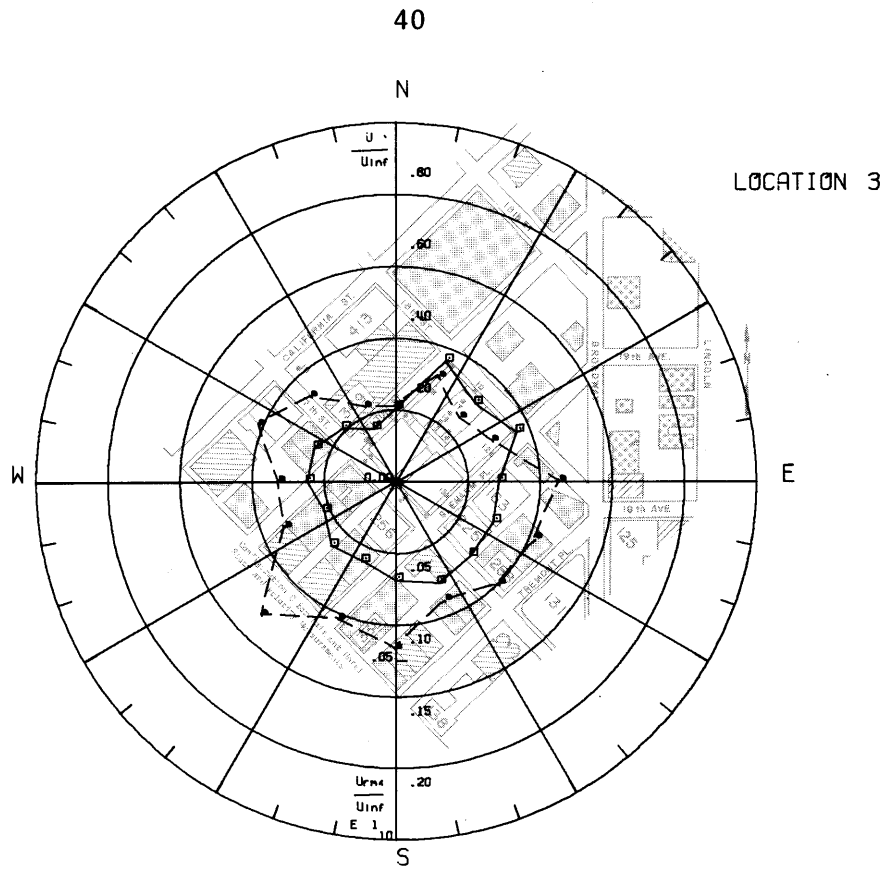


Figure 8b. Mean Velocities and Turbulence Intensities at Pedestrian Locations 3 and 4.

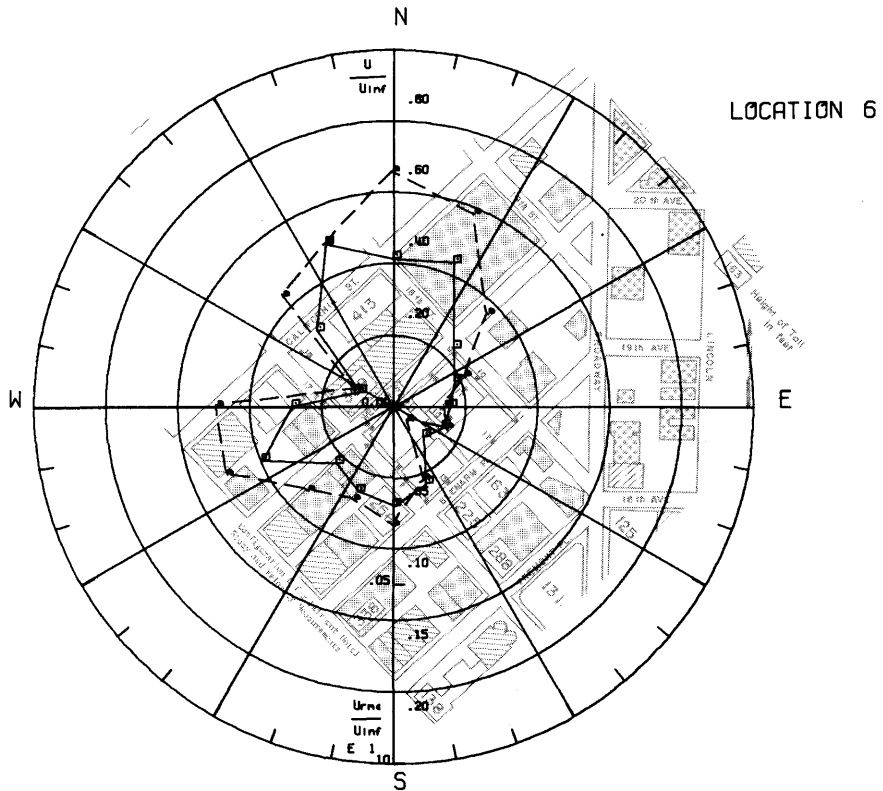
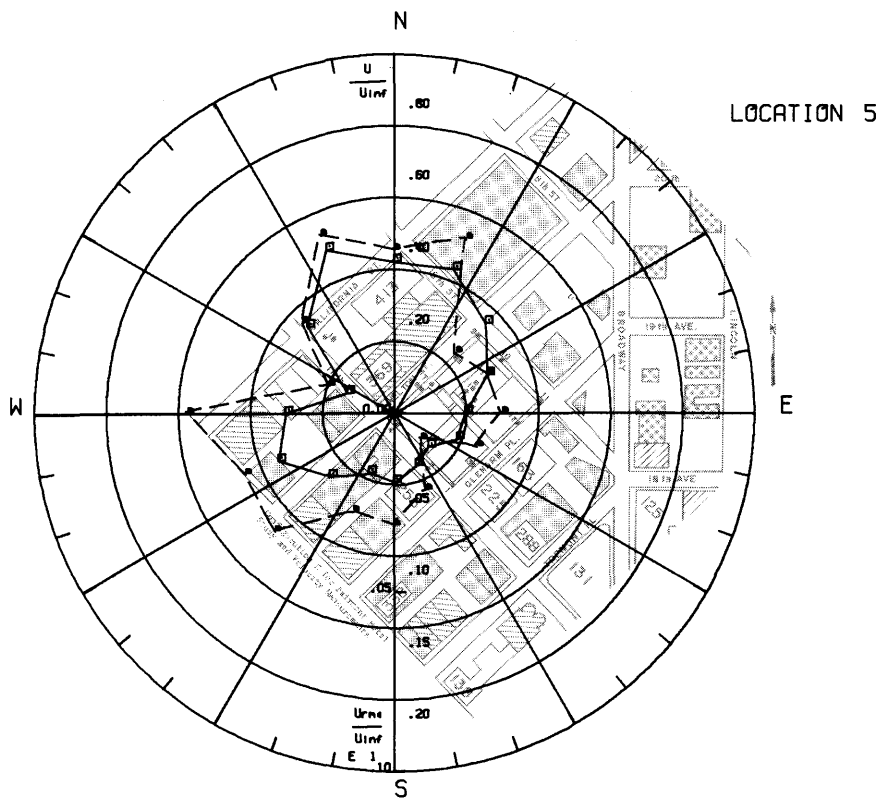


Figure 8c. Mean Velocities and Turbulence Intensities at Pedestrian Locations 5 and 6.

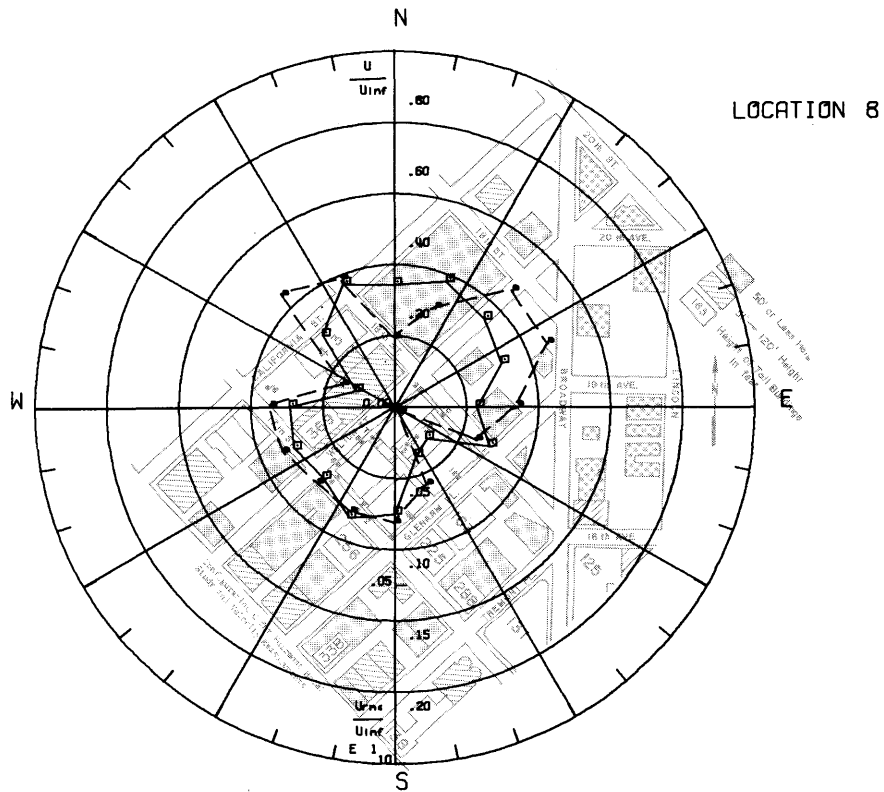
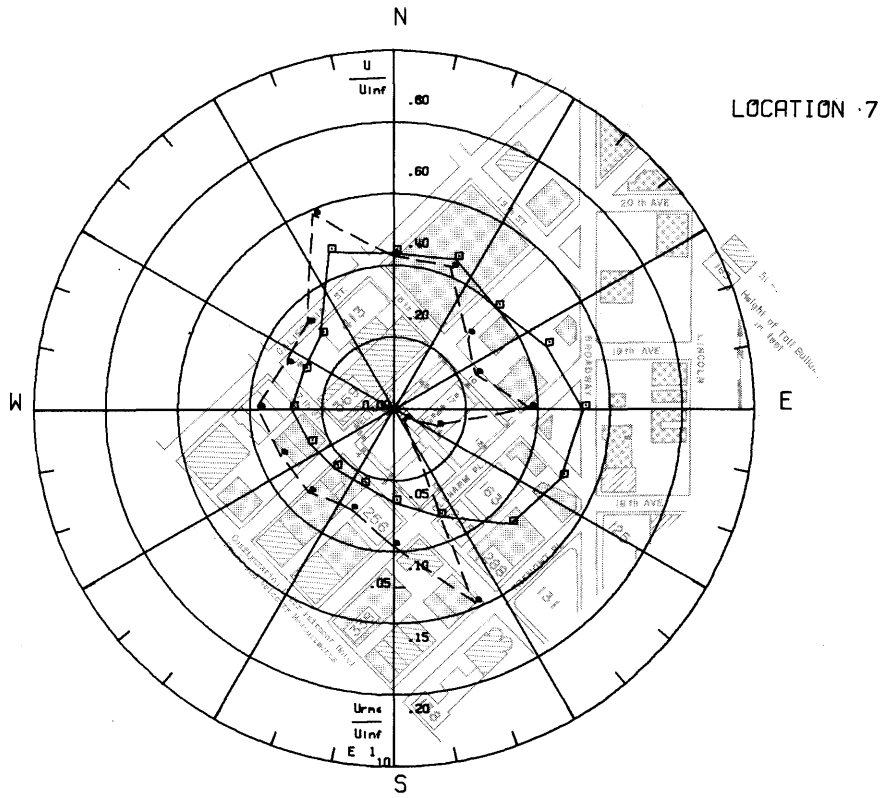


Figure 8d. Mean Velocities and Turbulence Intensities at Pedestrian Locations 7 and 8.

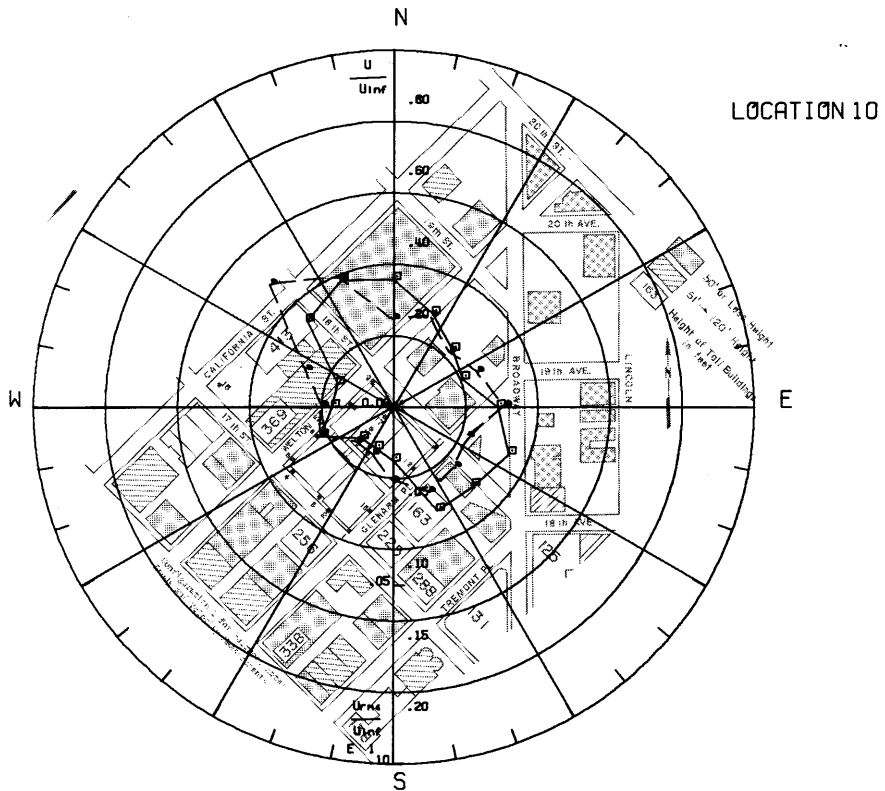
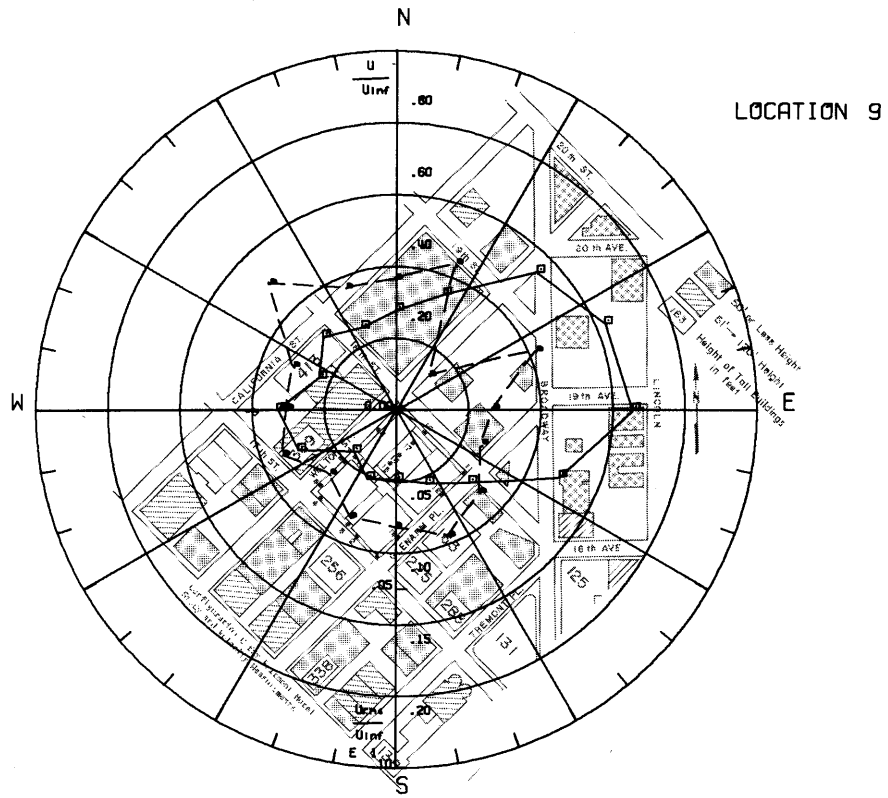


Figure 8e. Mean Velocities and Turbulence Intensities at Pedestrian Locations 9 and 10.

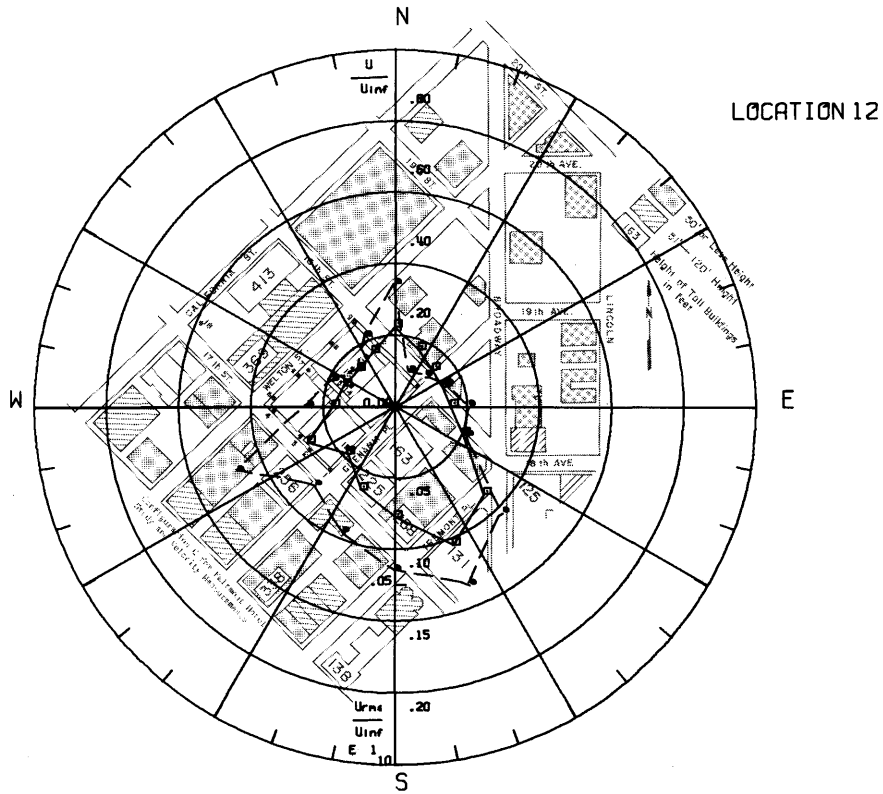
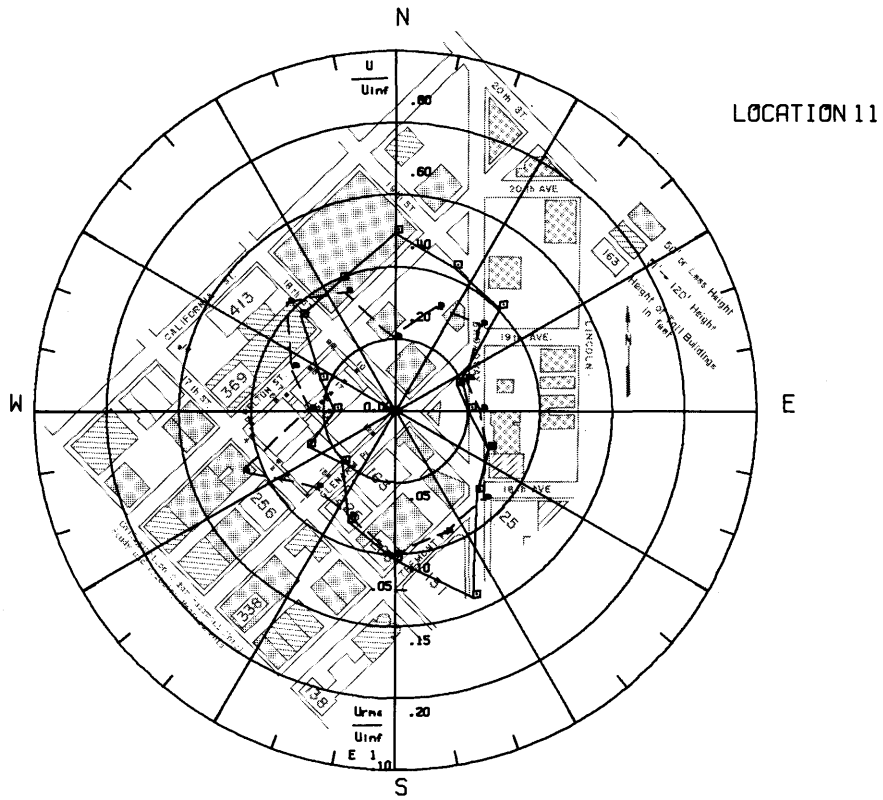


Figure 8f. Mean Velocities and Turbulence Intensities at Pedestrian Locations 11 and 12.

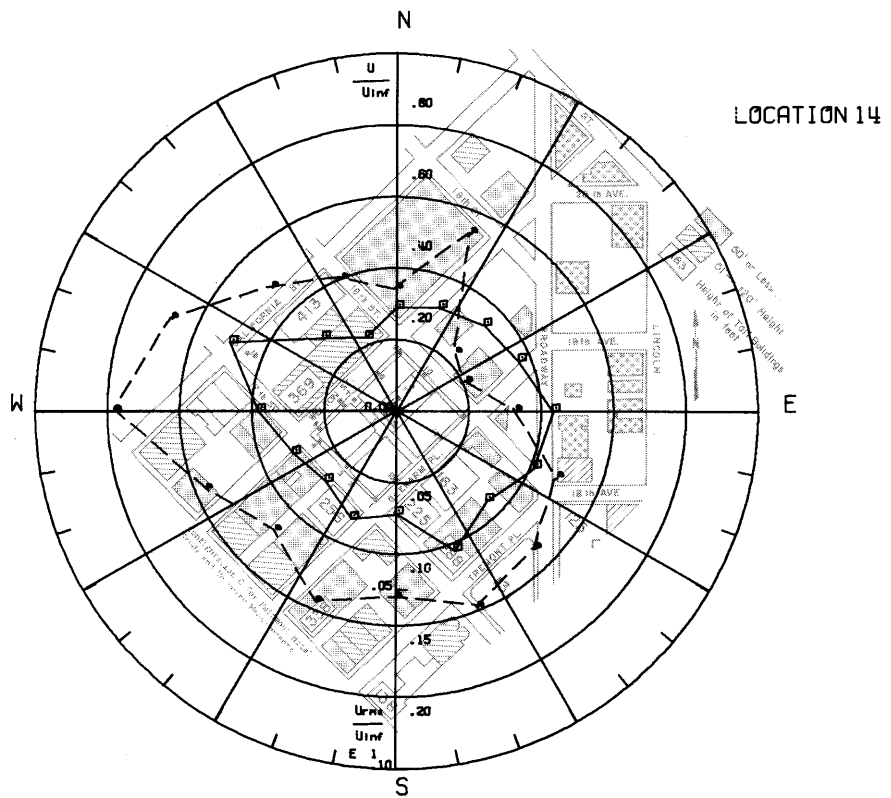
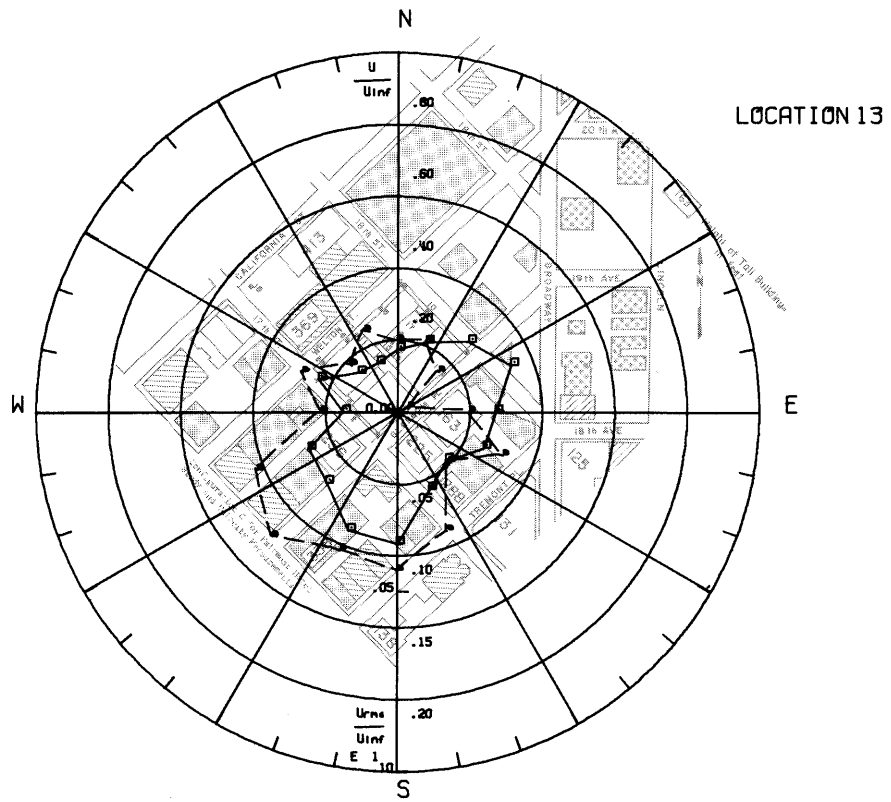


Figure 8g. Mean Velocities and Turbulence Intensities at Pedestrian Locations 13 and 14.

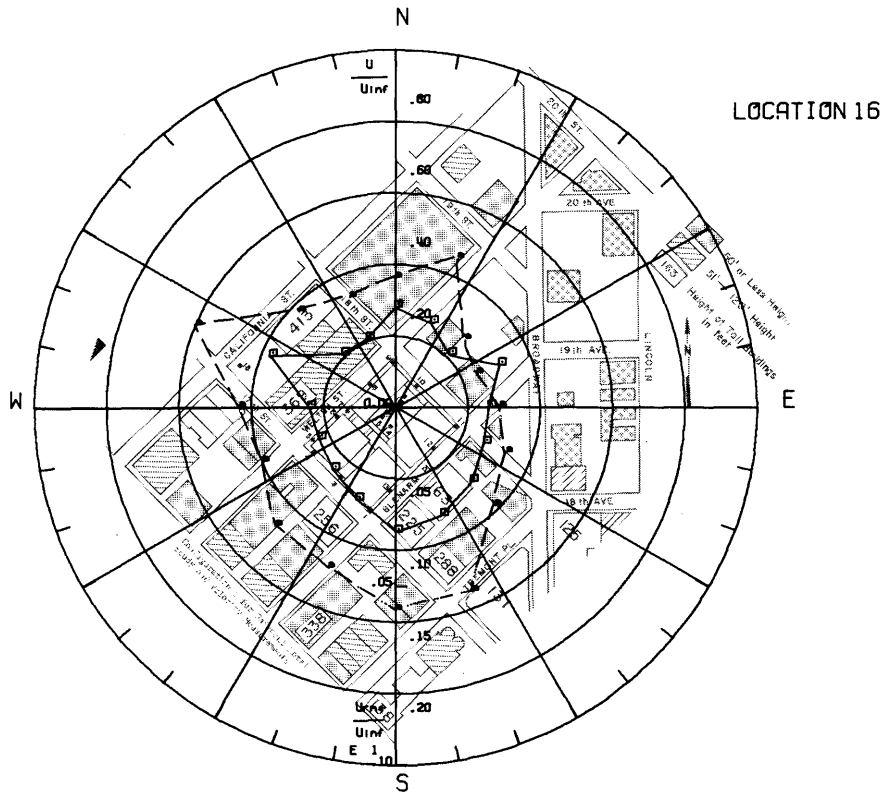
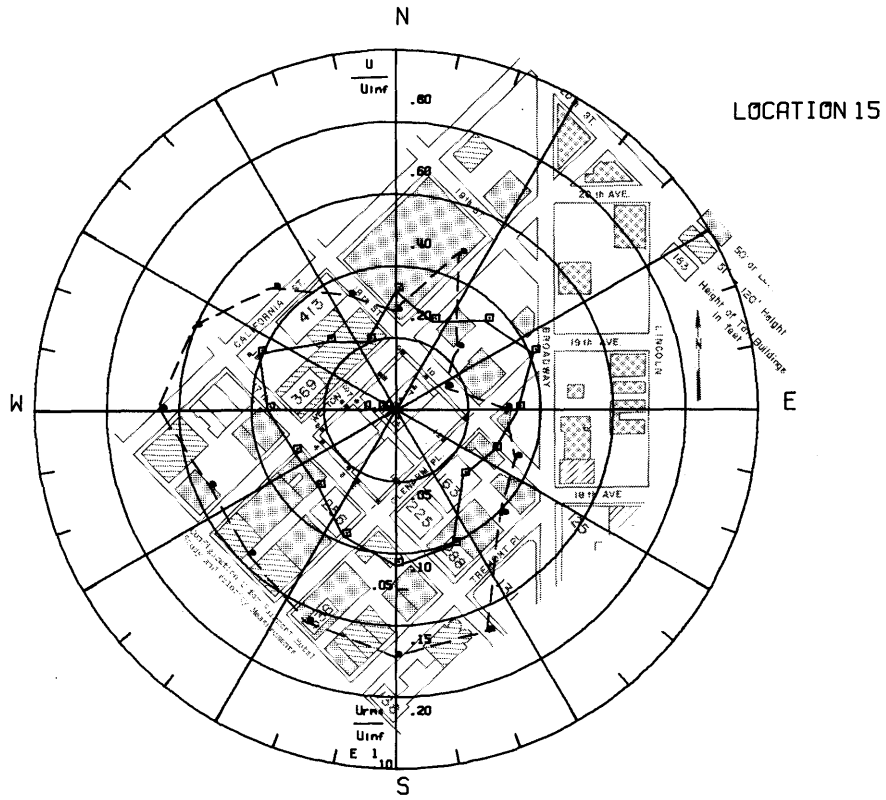


Figure 8h. Mean Velocities and Turbulence Intensities at Pedestrian Locations 15 and 16.

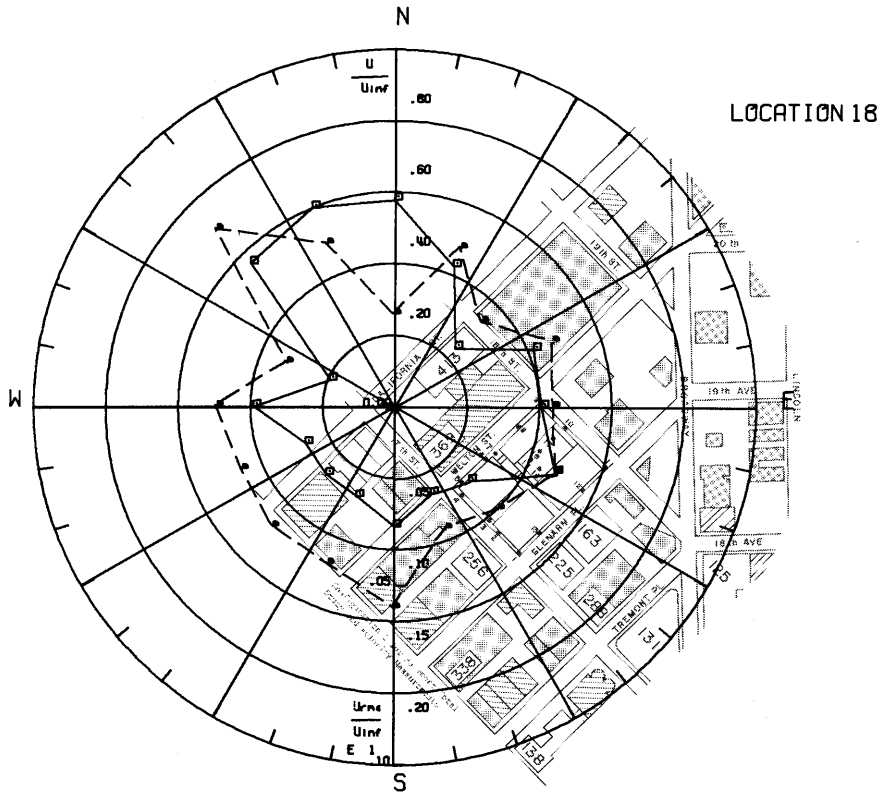
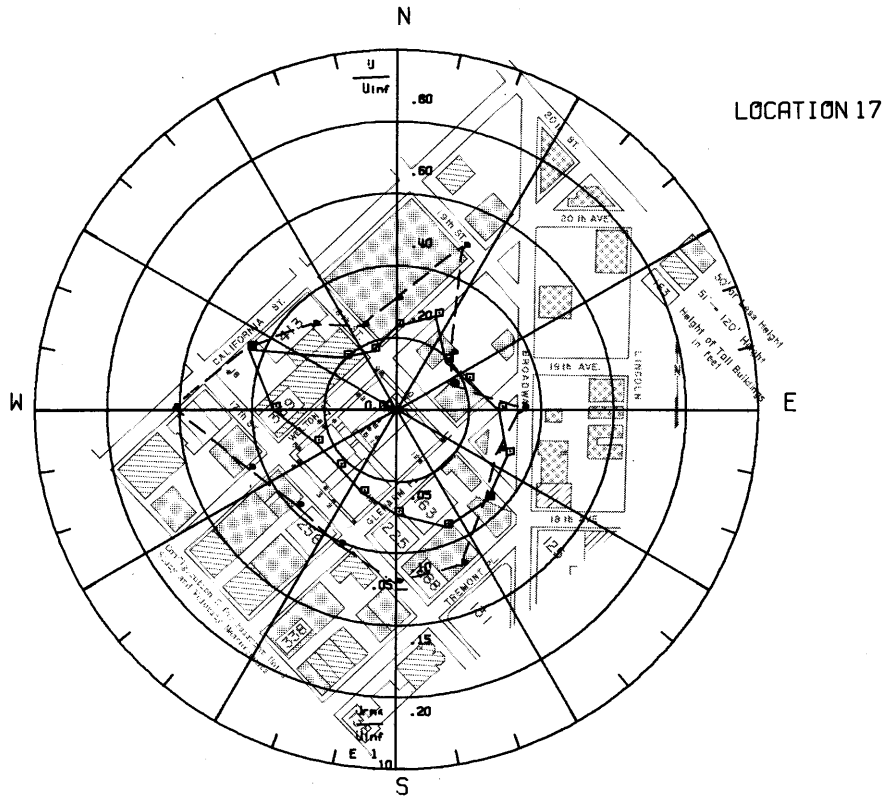


Figure 8i. Mean Velocities and Turbulence Intensities at Pedestrian Locations 17 and 18.

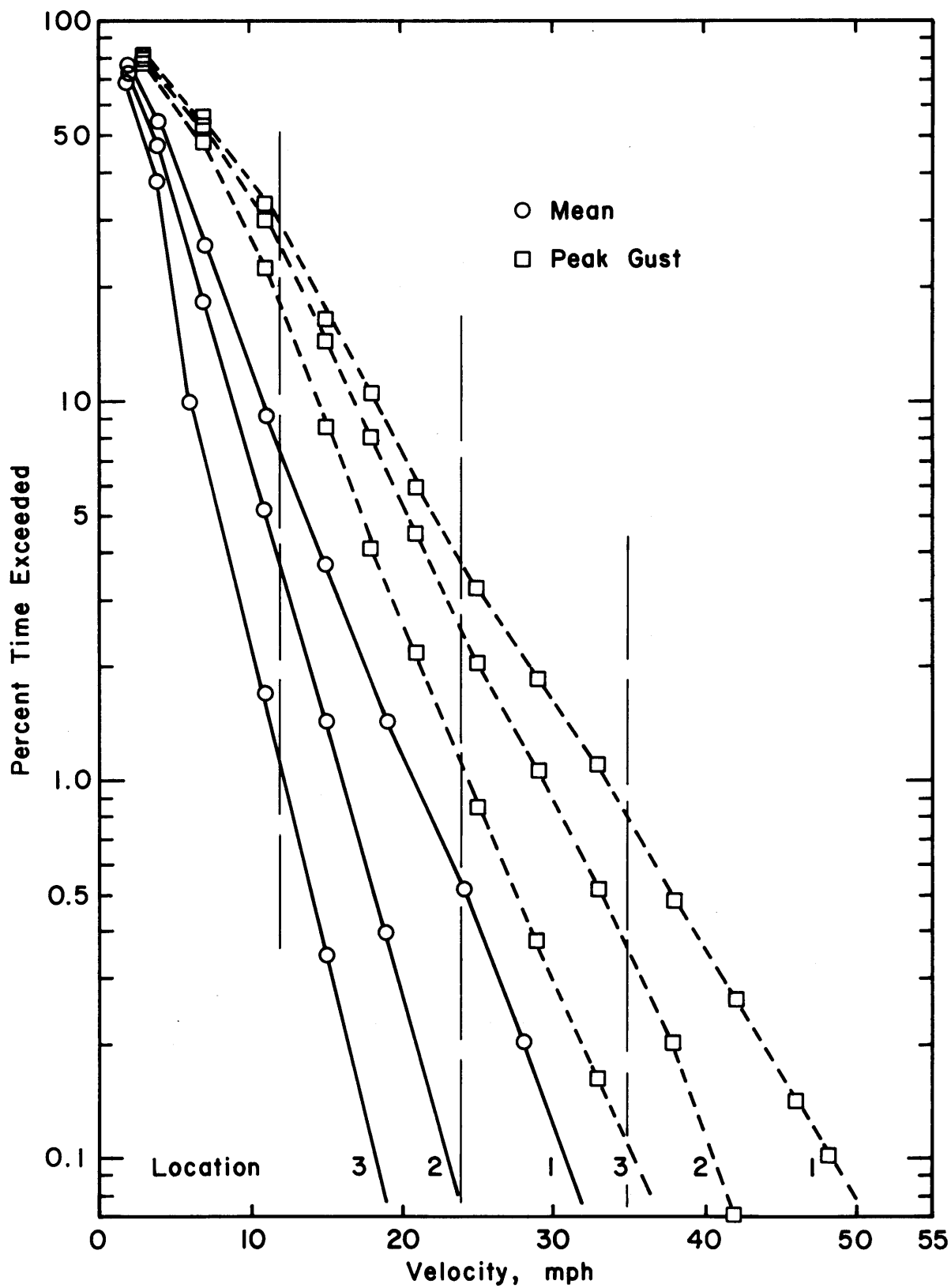


Figure 9a. Wind Velocity Probabilities for Pedestrian Locations.

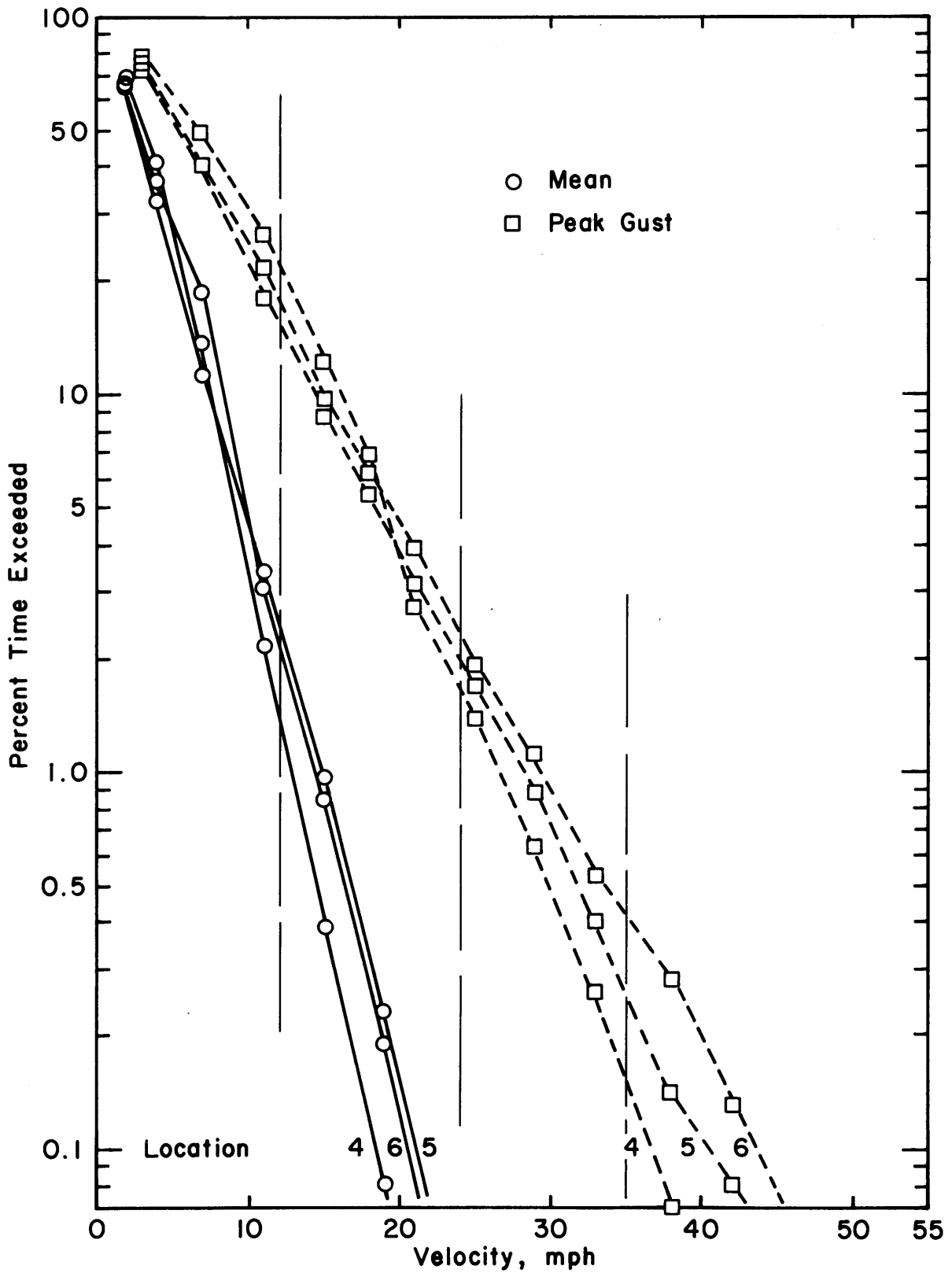


Figure 9b. Wind Velocity Probabilities for Pedestrian Locations.

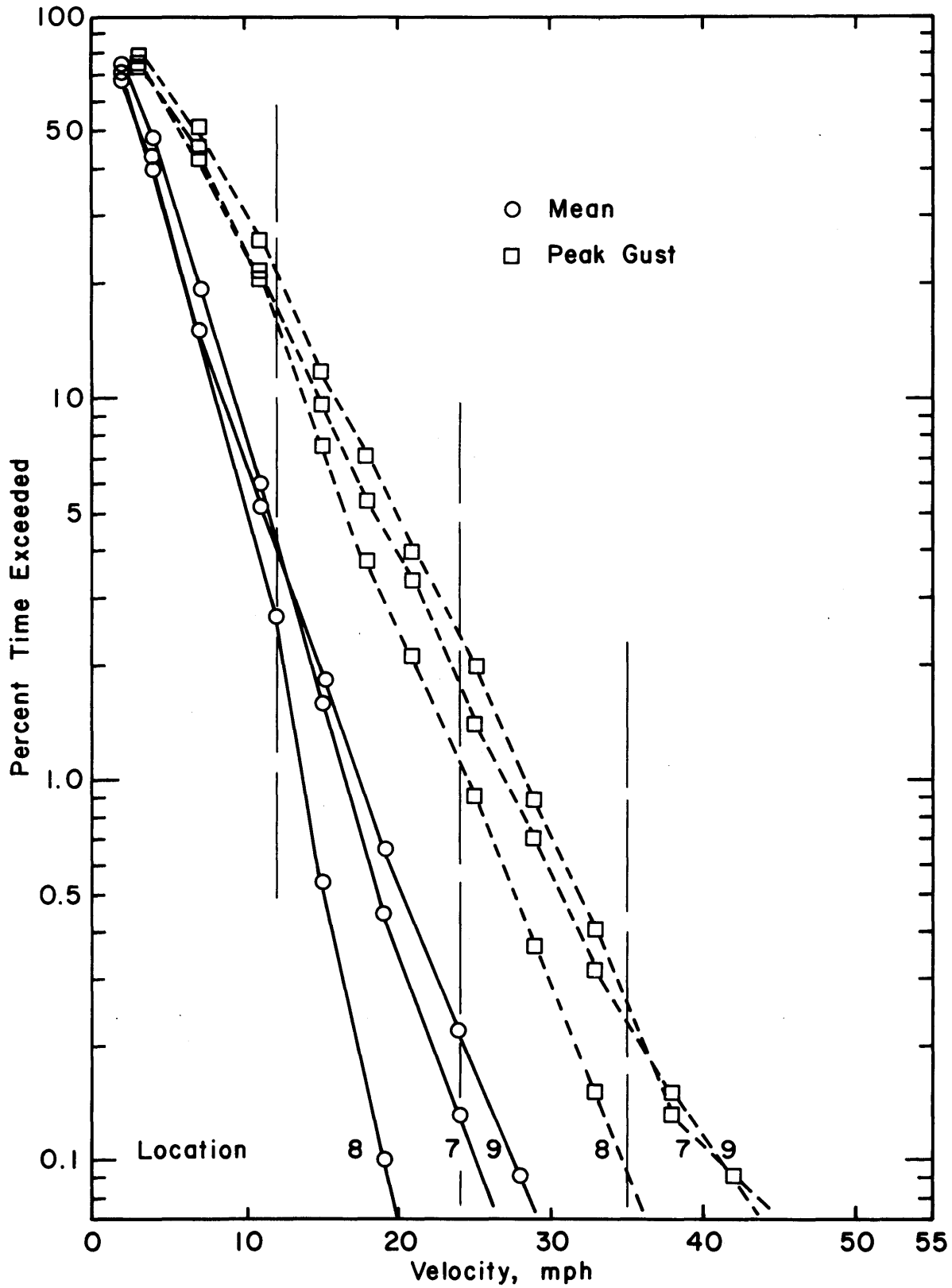


Figure 9c. Wind Velocity Probabilities for Pedestrian Locations.

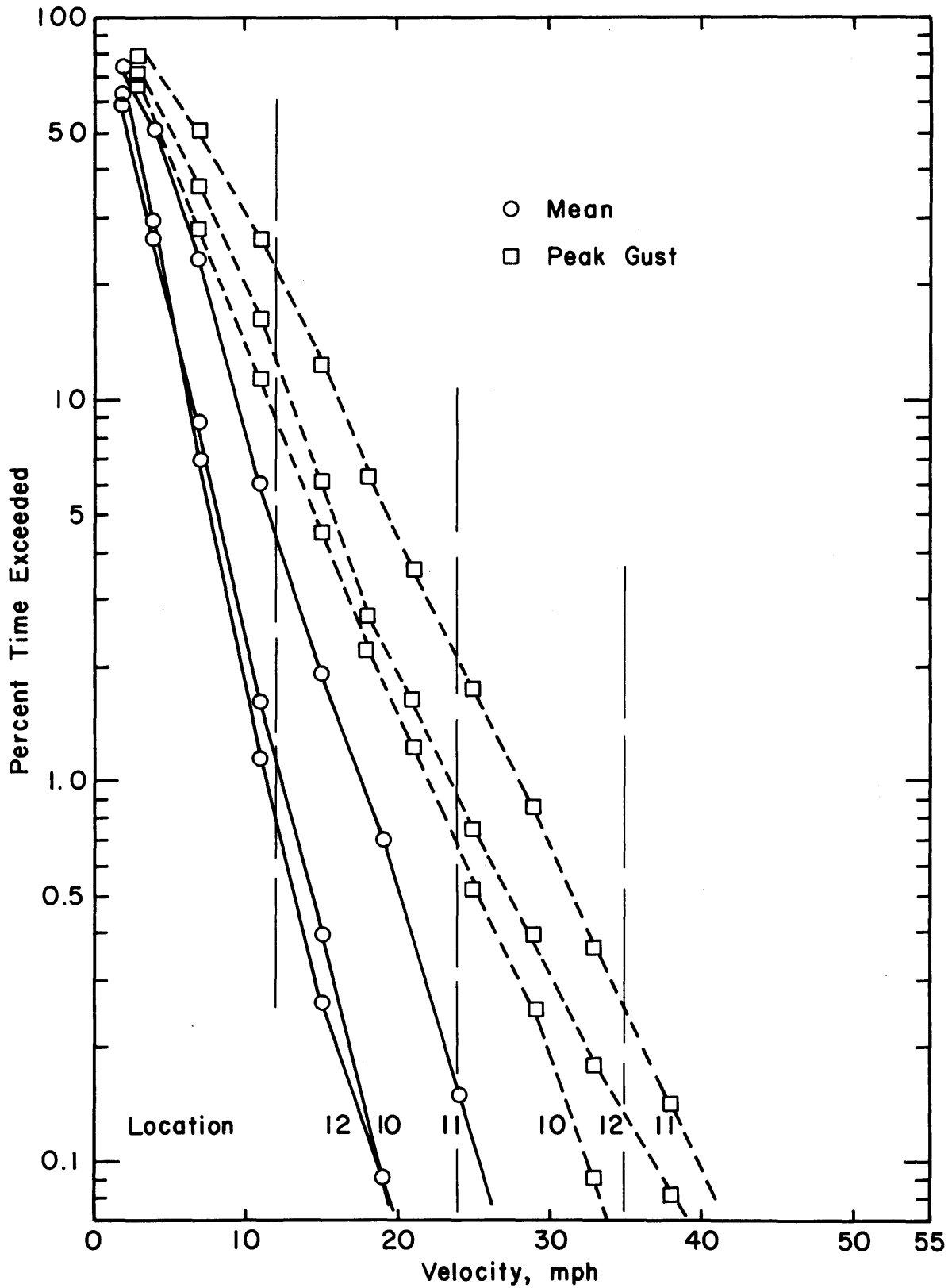


Figure 9d. Wind Velocity Probabilities for Pedestrian Locations.

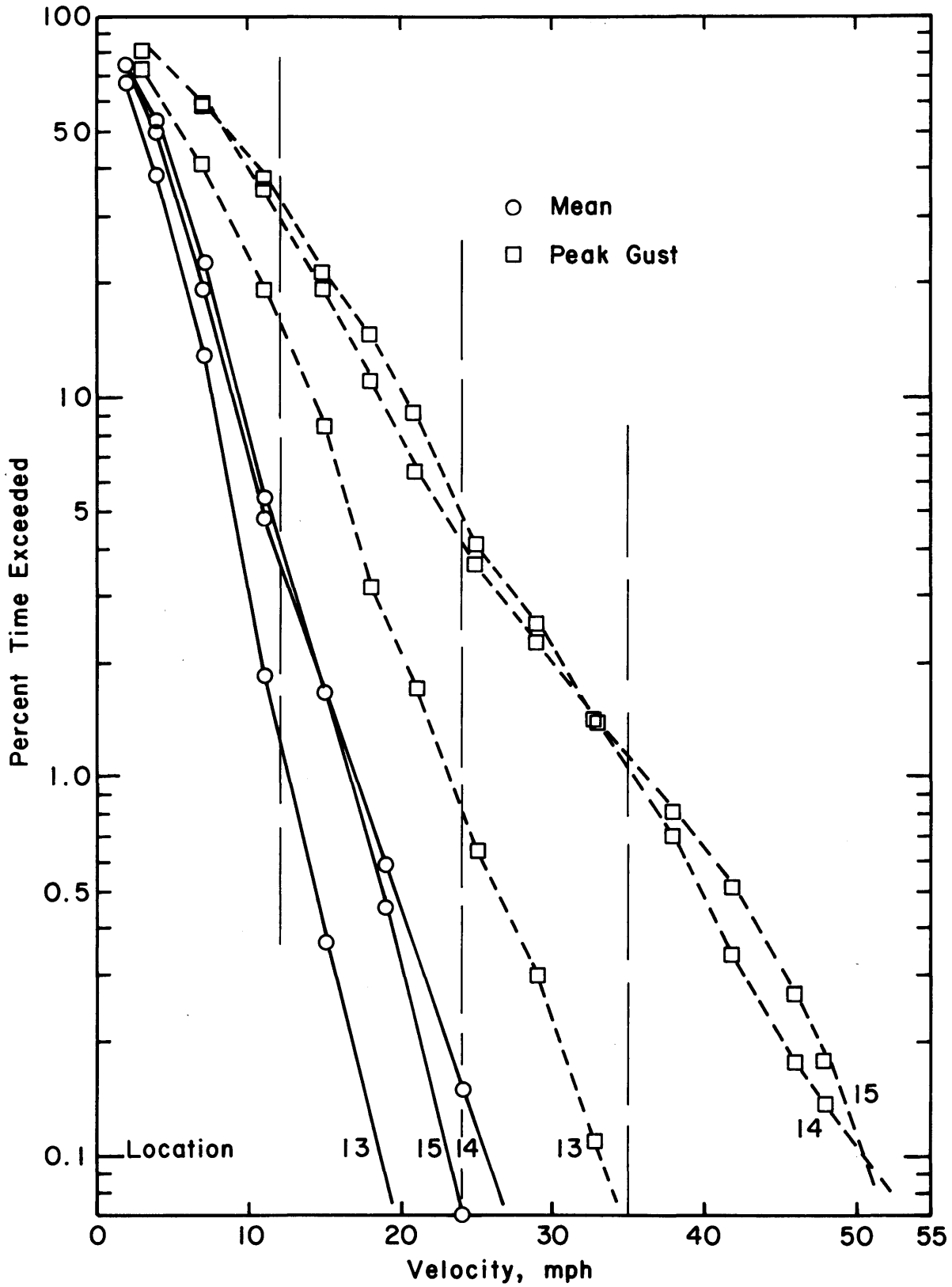


Figure 9e. Wind Velocity Probabilities for Pedestrian Locations.

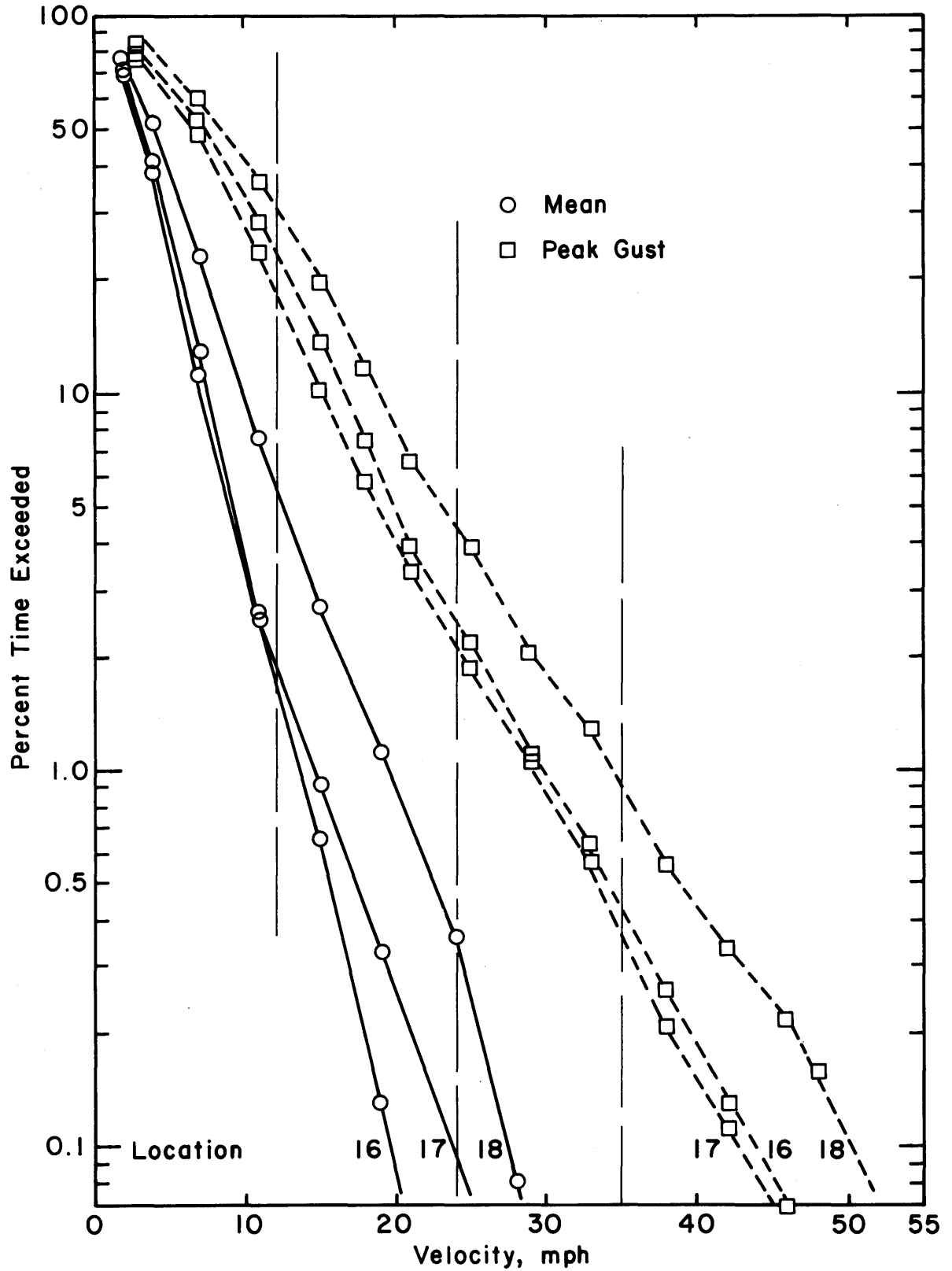


Figure 9f. Wind Velocity Probabilities for Pedestrian Locations.

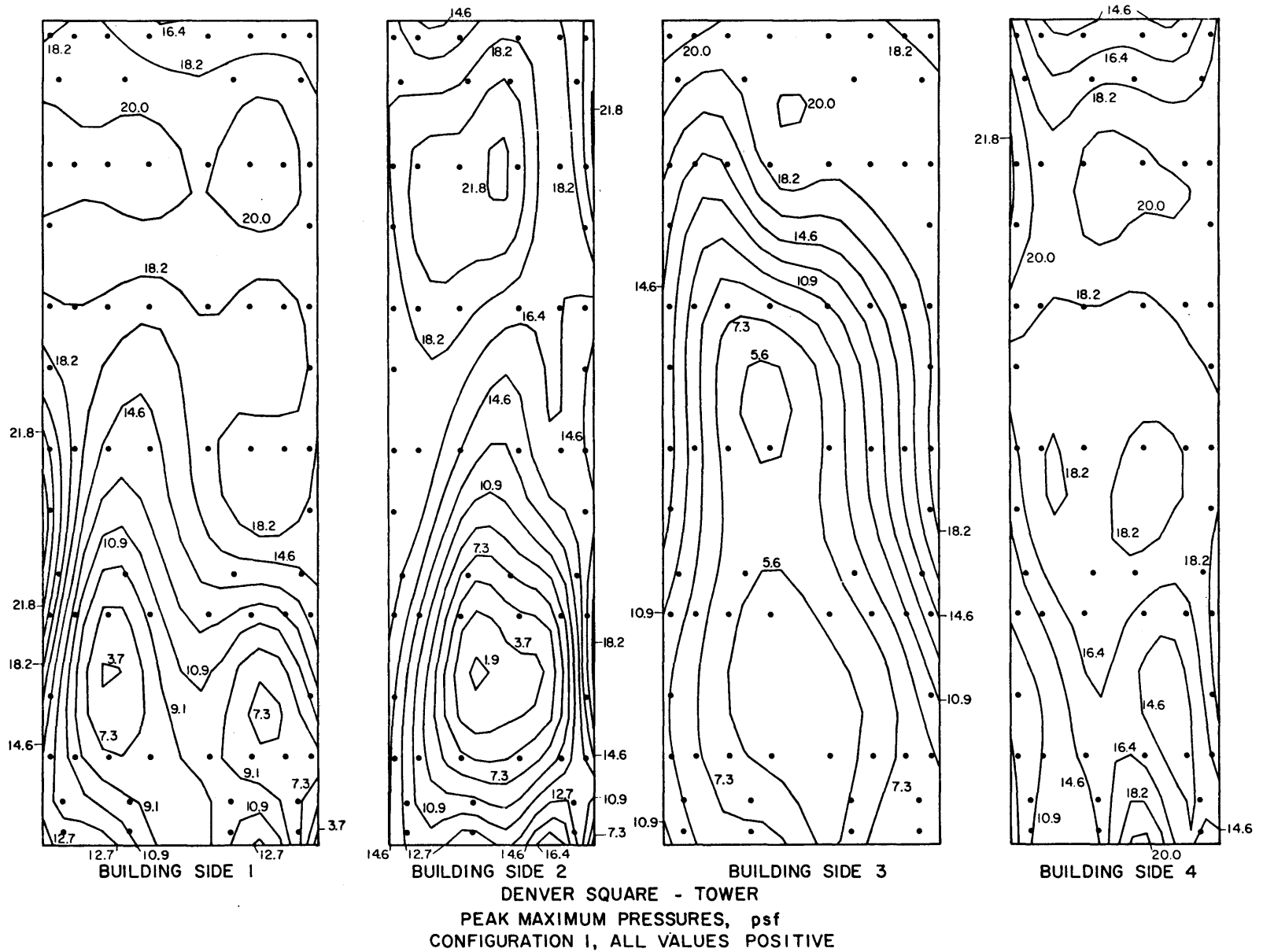
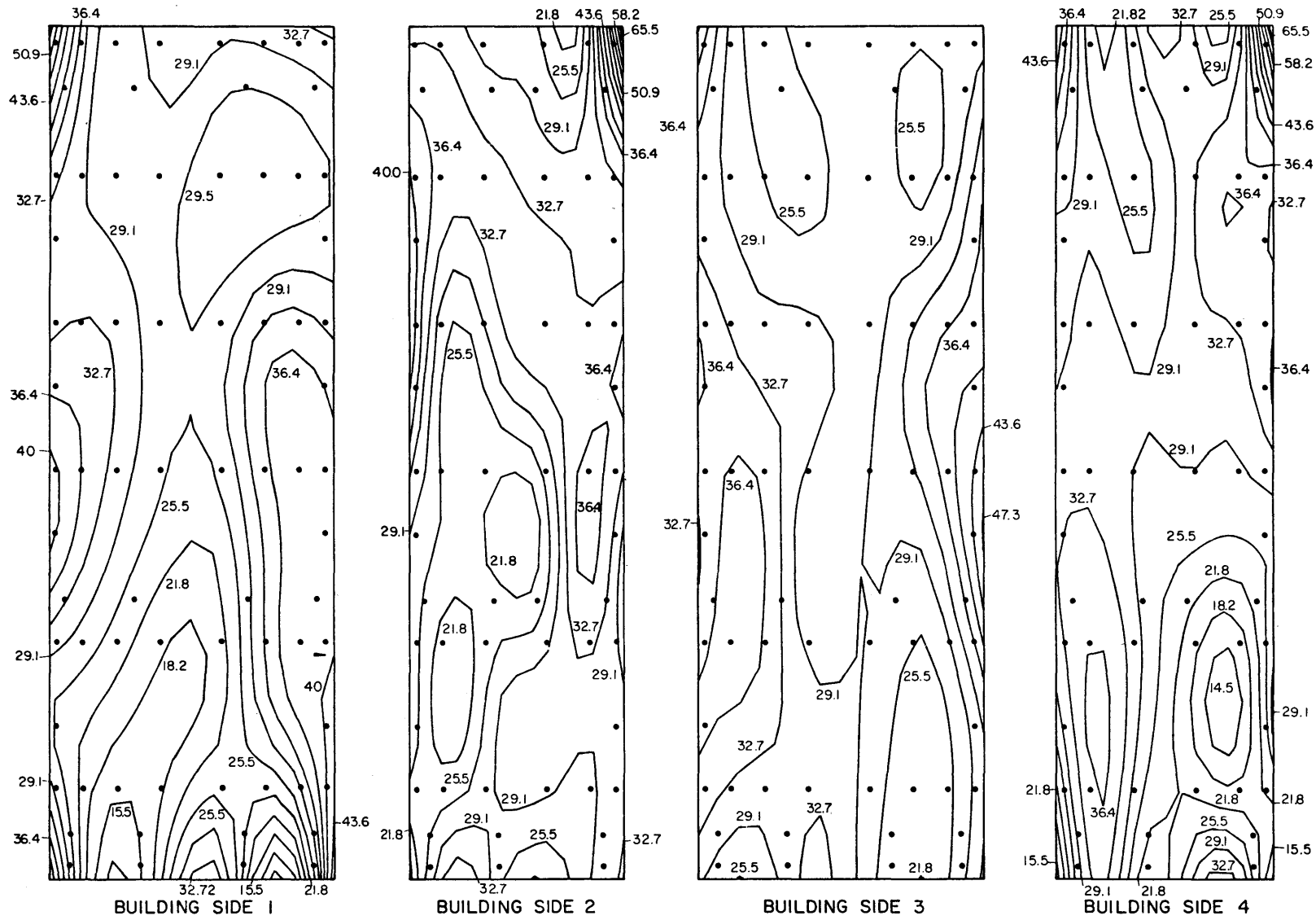


Figure 10a. Peak-Pressure Contours on the Building for Glass Loads.



DENVER SQUARE - TOWER
PEAK MINIMUM PRESSURES, psf
CONFIGURATION I, ALL VALUES NEGATIVE
 Figure 10b. Peak-Pressure Contours on the Building for Glass Loads.

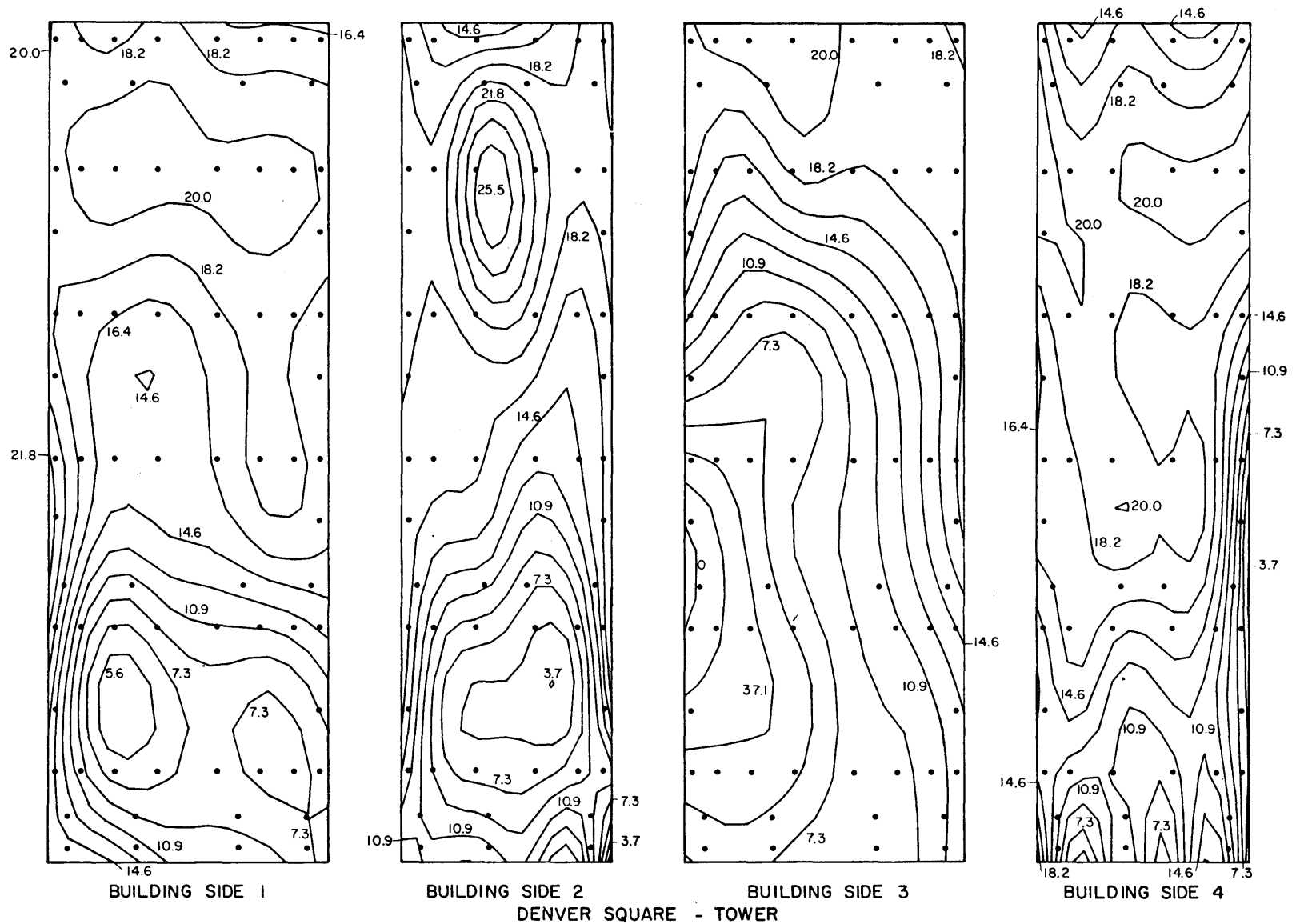


Figure 10c. Peak-Pressure Contours on the Building for Glass Loads.

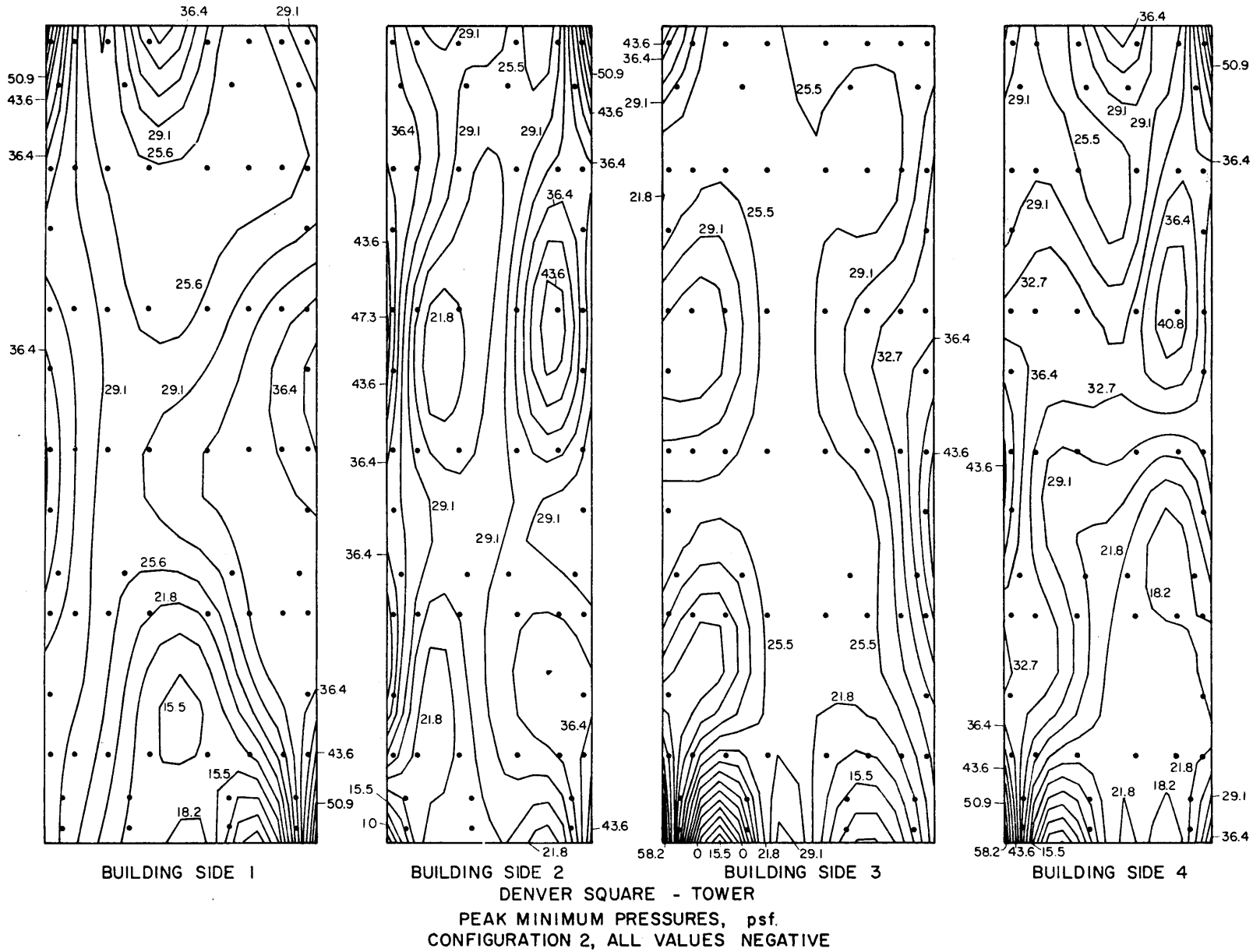


Figure 10d. Peak-Pressure Contours on the Building for Glass Loads.

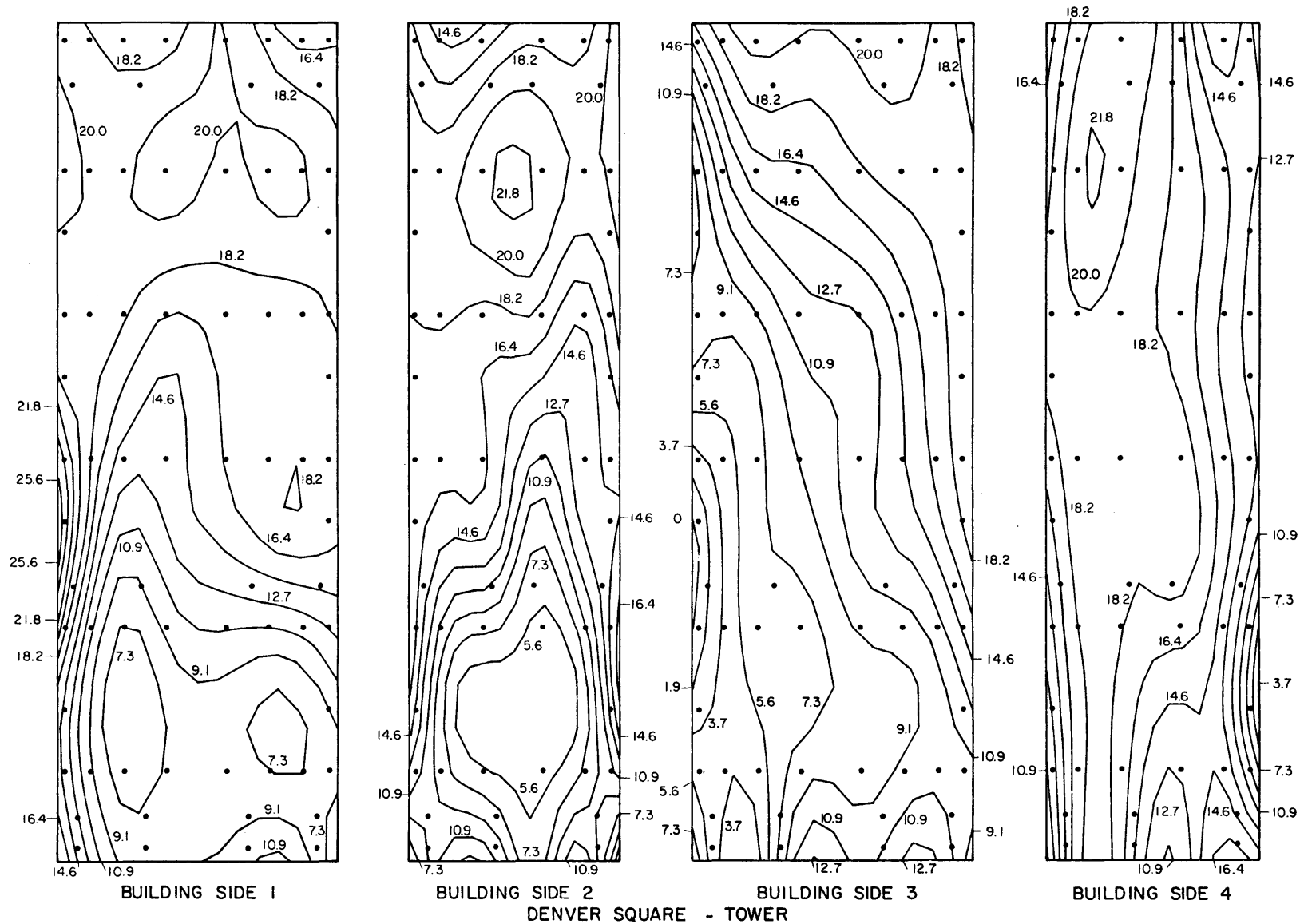


Figure 10e. Peak-Pressure Contours on the Building for Glass Loads.

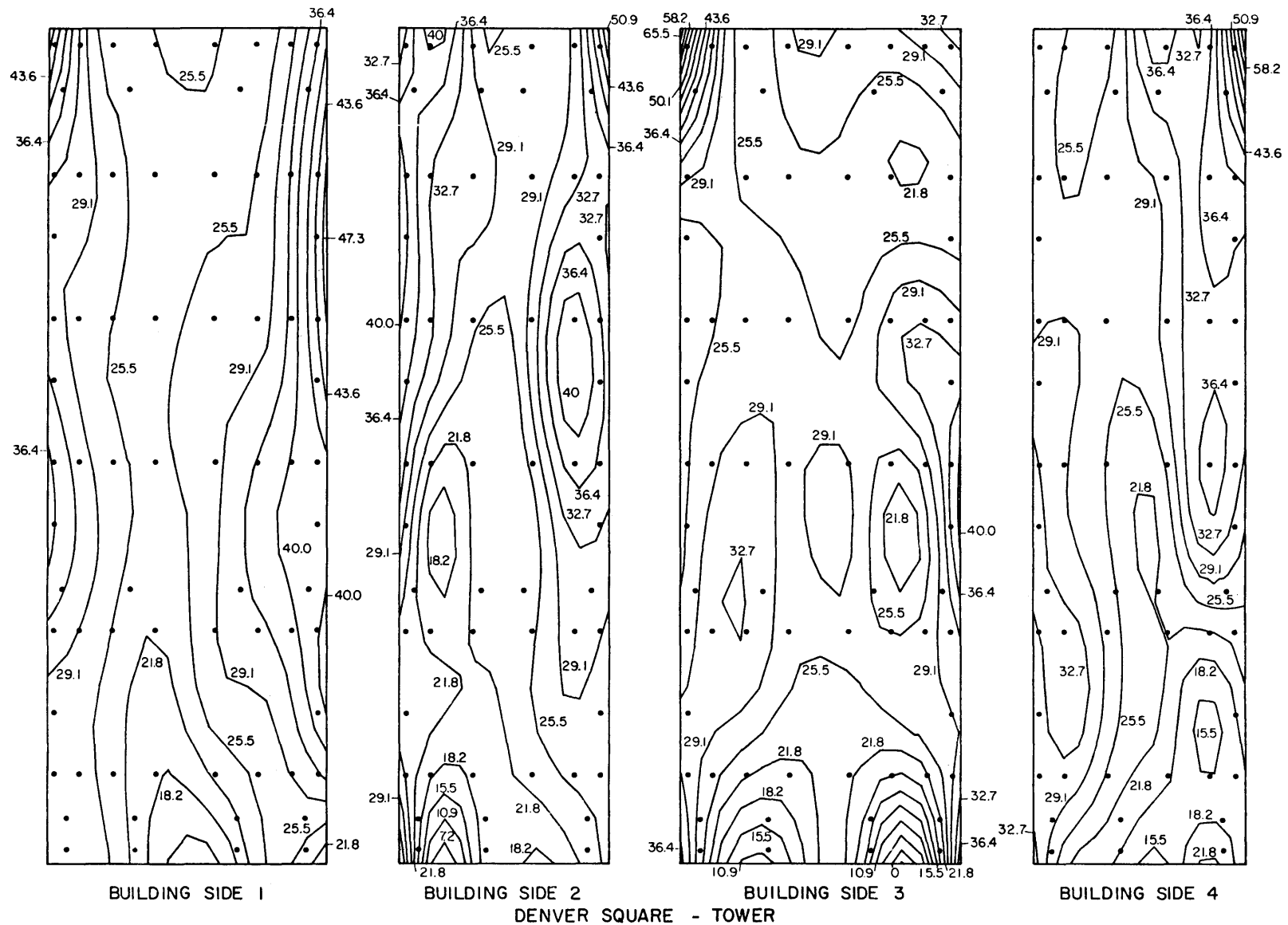
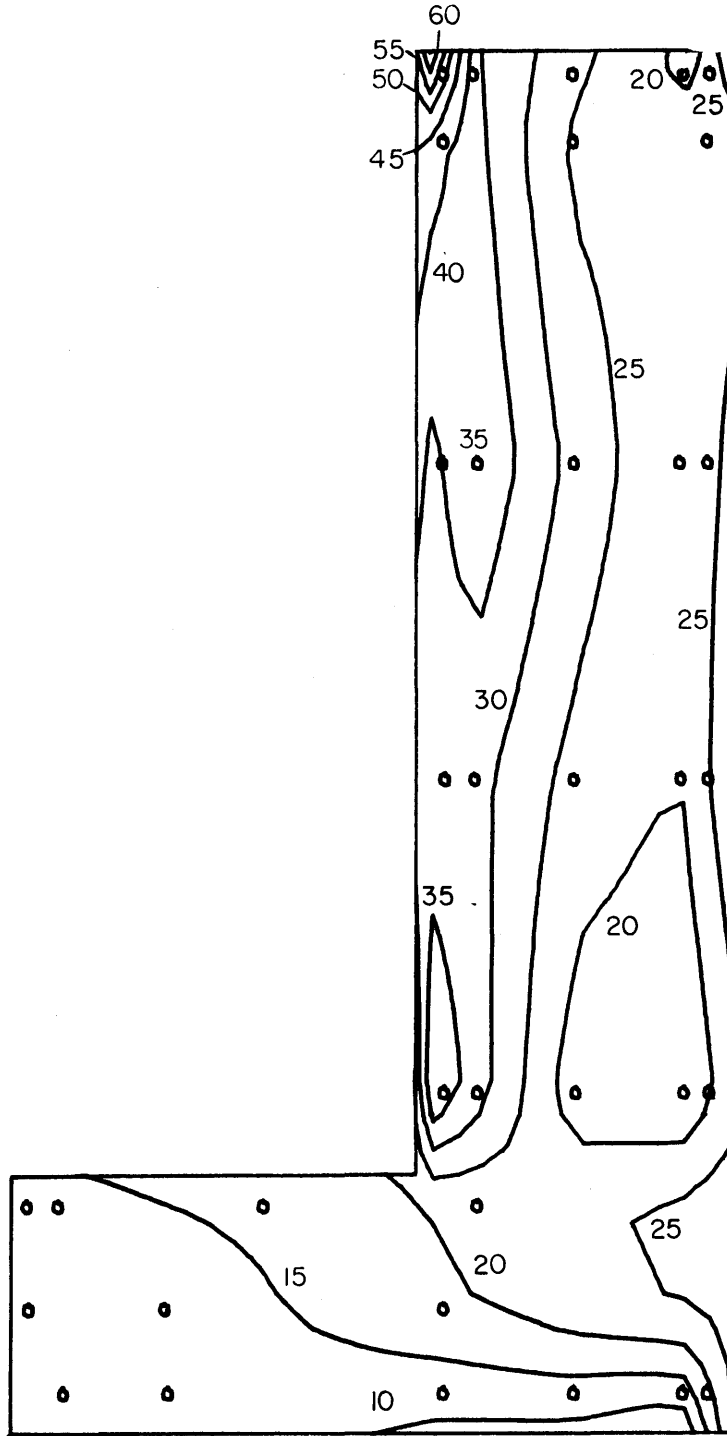
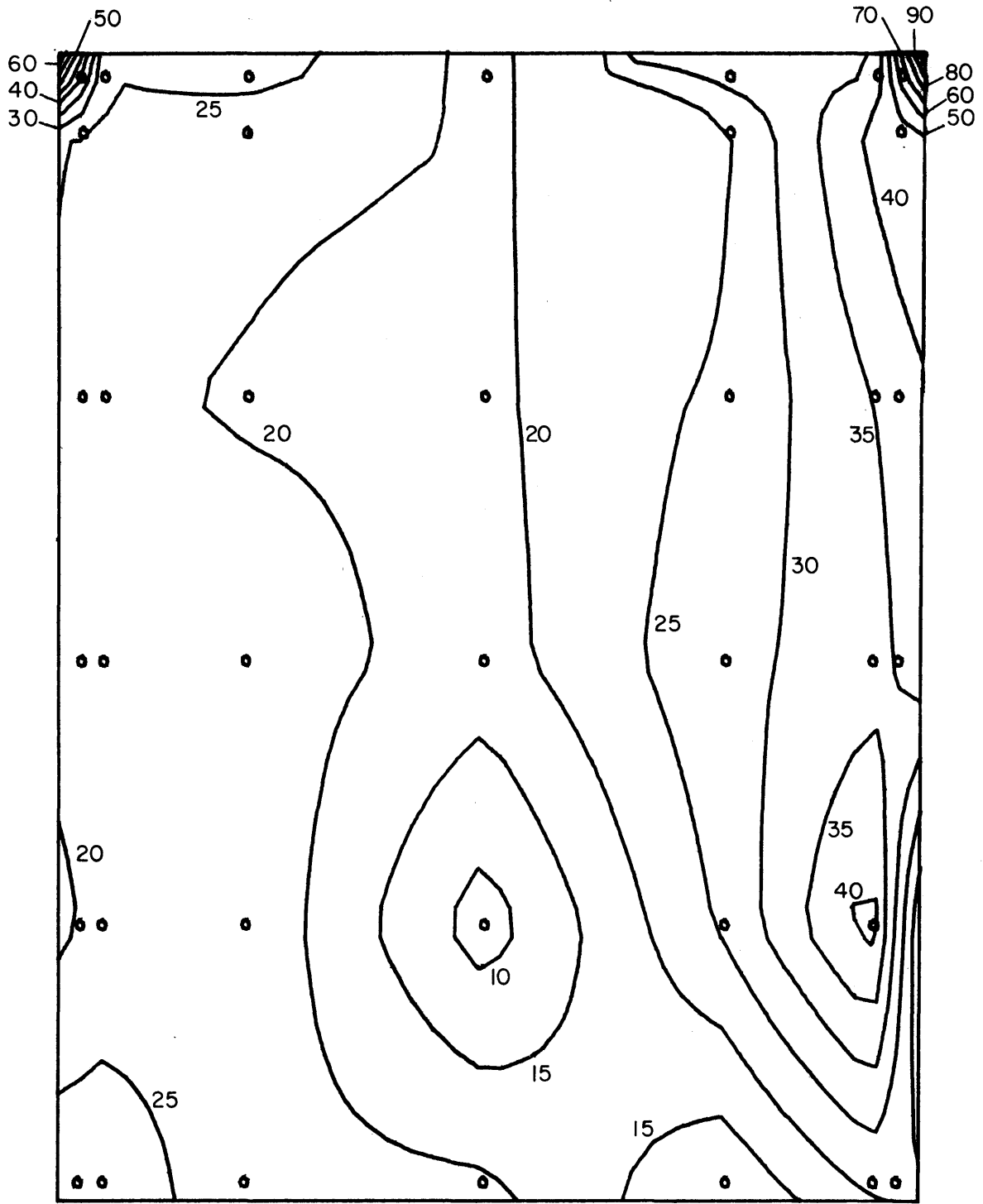


Figure 10f. Peak-Pressure Contours on the Building for Glass Loads.



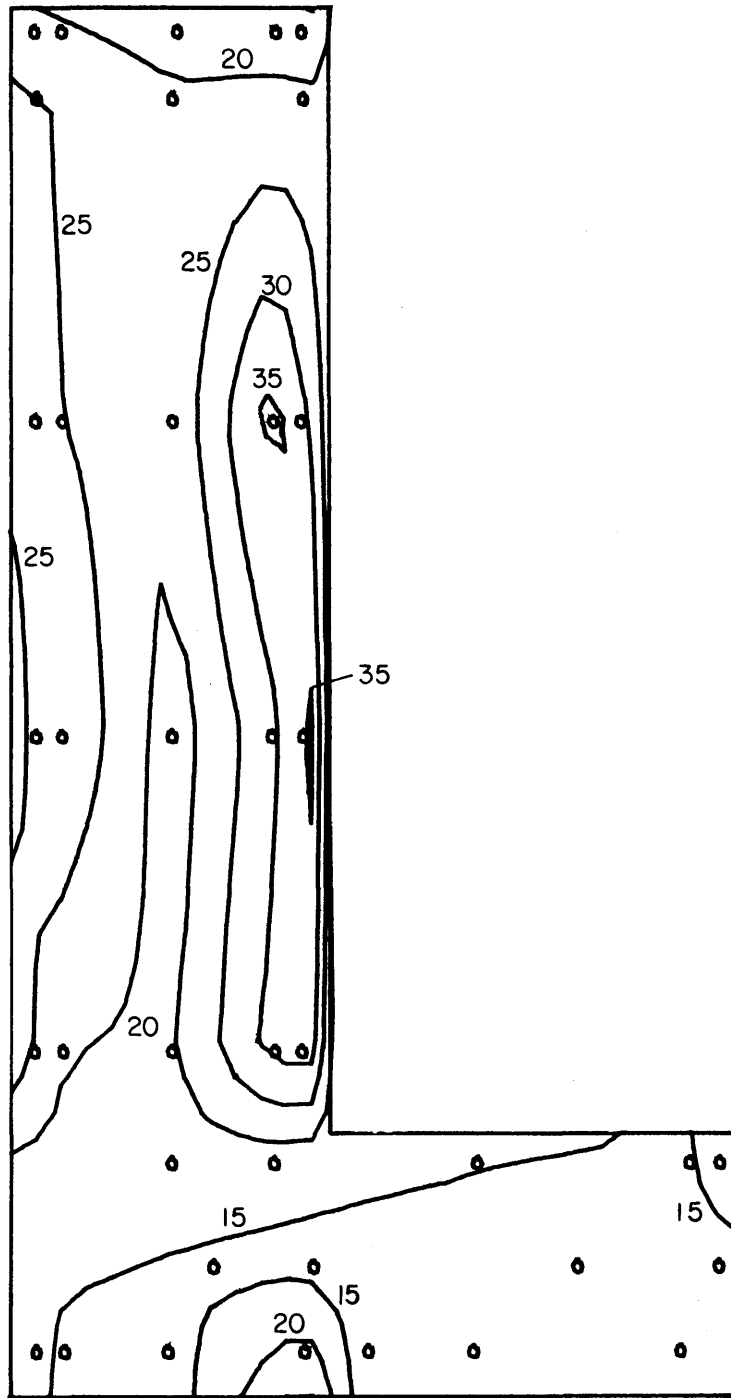
HOTEL NORTHEAST FACE

Figure 10g. Peak-Pressure Contours on the Building for Glass Loads.



HOTEL NORTHWEST FACE

Figure 10h. Peak-Pressure Contours on the Building for Glass Loads.



HOTEL SOUTHWEST FACE

Figure 10i. Peak-Pressure Contours on the Building for Glass Loads.

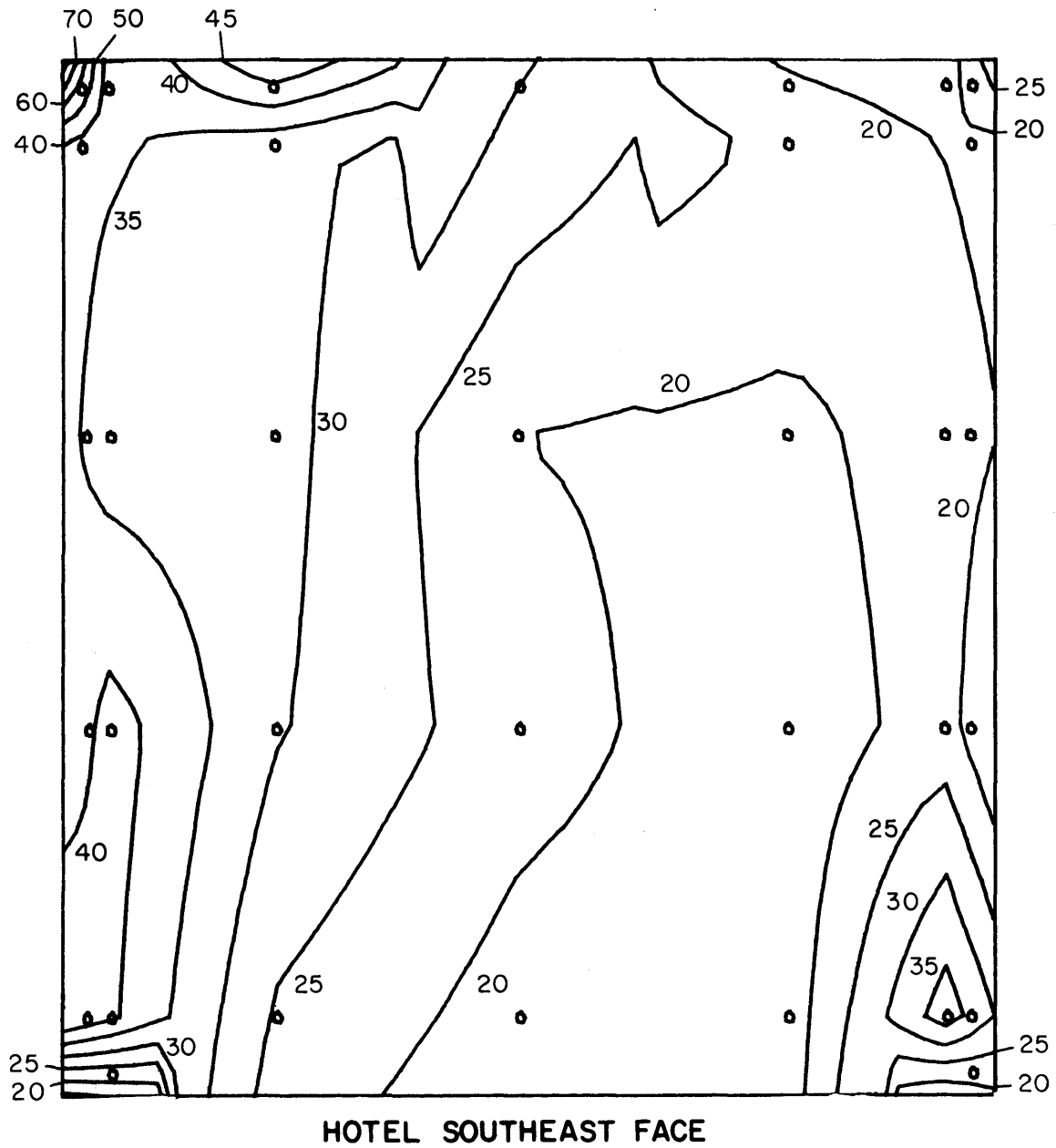
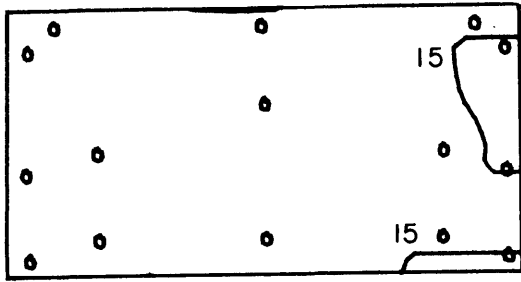
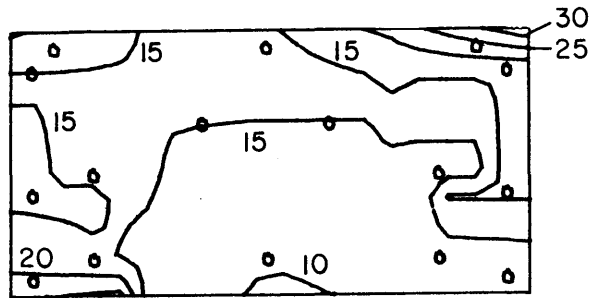


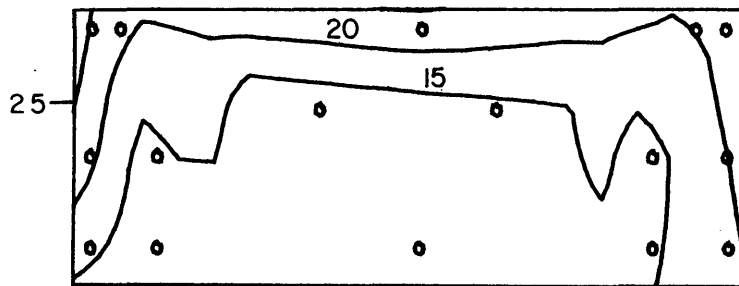
Figure 10j. Peak-Pressure Contours on the Building for Glass Loads.



**SMALL BUILDING
NORTHEAST FACE**



**SMALL BUILDING
SOUTHWEST FACE**



**SMALL BUILDING
NORTHWEST FACE**

Figure 10k. Peak-Pressure Contours on the Building for Glass Loads.

TABLES

TABLE 1. MOTION PICTURE SCENE GUIDE -- DENVER SQUARE

Run	Wind Azimuth
1	0°
2	45°
3	90°
4	135°
5	180°
6	225°
7	270°
8	315°

Length ≈ 340 ft
Running Time ≈ 9 min

TABLE 2. PEDESTRIAN WIND VELOCITIES AND TURBULENCE INTENSITIES

DENVER SQUARE DENVER, COLORADO

POSITION 1				POSITION 2			
WIND AZIMUTH	U/UINF (PERCENT)	URMS/UINF (PERCENT)	URMS/U (PERCENT)	WIND AZIMUTH	U/UINF (PERCENT)	URMS/UINF (PERCENT)	URMS/U (PERCENT)
0.00	23.0	5.3	23.1	0.00	22.0	7.7	35.2
22.50	25.5	7.3	28.6	22.50	27.4	9.0	32.8
45.50	40.1	4.4	11.1	45.50	28.2	7.6	27.0
67.50	64.3	9.6	15.0	67.50	33.3	9.6	29.0
90.00	70.4	9.3	13.2	90.00	37.1	11.7	31.4
112.50	56.4	6.0	10.6	112.50	34.3	11.1	32.5
135.00	49.8	7.6	15.4	135.00	35.3	10.7	30.3
157.50	36.3	7.6	21.0	157.50	41.9	8.6	20.6
180.00	39.3	13.3	33.9	180.00	46.0	12.1	26.4
202.50	28.8	9.7	33.7	202.50	24.5	11.6	47.5
225.00	45.8	13.6	29.6	225.00	28.8	13.2	45.9
247.50	46.0	10.9	23.6	247.50	28.7	9.2	32.2
270.00	53.4	10.7	20.0	270.00	36.8	11.3	30.8
292.50	50.1	9.9	19.8	292.50	38.1	9.2	24.1
315.00	27.0	7.6	28.2	315.00	23.5	8.7	36.8
337.50	22.2	7.0	31.6	337.50	19.3	7.4	38.4

POSITION 3				POSITION 4			
WIND AZIMUTH	U/UINF (PERCENT)	URMS/UINF (PERCENT)	URMS/U (PERCENT)	WIND AZIMUTH	U/UINF (PERCENT)	URMS/UINF (PERCENT)	URMS/U (PERCENT)
0.00	20.4	5.2	25.4	0.00	18.6	5.2	27.8
22.50	36.2	7.9	21.7	22.50	23.7	7.1	29.9
45.50	30.9	6.2	20.2	45.50	27.3	9.0	32.8
67.50	36.2	7.2	20.0	67.50	18.5	4.8	25.9
90.00	28.5	11.4	39.9	90.00	29.0	10.4	35.9
112.50	29.2	10.5	35.9	112.50	42.9	7.6	17.7
135.00	29.2	10.2	34.9	135.00	41.3	3.9	9.4
157.50	30.6	9.0	29.3	157.50	29.5	7.5	25.5
180.00	27.6	11.7	42.4	180.00	34.4	13.5	39.3
202.50	24.1	10.4	43.2	202.50	31.1	13.0	41.9
225.00	25.5	13.2	51.8	225.00	24.4	10.3	42.3
247.50	21.6	8.3	38.5	247.50	24.9	10.8	43.1
270.00	24.7	8.1	33.0	270.00	28.2	12.7	45.1
292.50	24.6	10.3	41.9	292.50	28.7	9.0	31.4
315.00	20.9	8.3	39.9	315.00	20.8	8.0	38.6
337.50	15.9	5.6	35.1	337.50	13.7	4.5	33.0

TABLE 2. PEDESTRIAN WIND VELOCITIES AND TURBULENCE INTENSITIES

DENVER SQUARE DENVER, COLORADO

POSITION 5

WIND AZIMUTH	U/UINF (PERCENT)	URMS/UINF (PERCENT)	URMS/U (PERCENT)
0.00	42.2	11.3	26.9
22.50	43.2	13.1	30.2
45.50	35.6	6.0	16.7
67.50	27.9	7.0	25.0
90.00	19.6	7.5	38.0
112.50	18.7	6.2	33.1
135.00	13.4	2.6	19.4
157.50	15.8	5.8	36.6
180.00	19.4	7.9	40.8
202.50	18.1	7.5	41.1
225.00	25.2	11.7	46.4
247.50	34.8	11.2	32.1
270.00	30.1	14.4	47.7
292.50	14.2	4.9	34.5
315.00	34.2	8.9	26.1
337.50	49.2	13.4	27.2

POSITION 6

WIND AZIMUTH	U/UINF (PERCENT)	URMS/UINF (PERCENT)	URMS/U (PERCENT)
0.00	41.3	16.4	39.7
22.50	43.5	14.5	33.4
45.50	23.4	9.2	39.2
67.50	18.3	5.4	29.3
90.00	15.6	3.6	22.9
112.50	14.9	4.0	27.2
135.00	11.8	1.4	11.7
157.50	23.3	5.6	23.9
180.00	27.9	8.4	30.1
202.50	25.8	7.2	27.8
225.00	22.6	8.4	37.1
247.50	39.4	12.5	31.8
270.00	28.1	12.2	43.6
292.50	10.2	2.9	28.3
315.00	30.2	10.8	35.9
337.50	49.2	12.3	24.9

POSITION 7

WIND AZIMUTH	U/UINF (PERCENT)	URMS/UINF (PERCENT)	URMS/U (PERCENT)
0.00	43.4	10.6	24.4
22.50	45.0	10.6	23.5
45.50	40.1	7.3	18.2
67.50	45.8	6.2	13.6
90.00	52.4	9.5	18.1
112.50	50.1	3.3	6.5
135.00	45.7	1.2	2.5
157.50	32.6	14.7	45.1
180.00	26.3	9.7	36.7
202.50	23.0	7.6	33.2
225.00	23.4	8.3	35.5
247.50	25.3	8.4	33.3
270.00	28.5	9.3	32.7
292.50	27.2	8.0	29.5
315.00	29.0	8.4	28.8
337.50	47.4	14.6	30.8

POSITION 8

WIND AZIMUTH	U/UINF (PERCENT)	URMS/UINF (PERCENT)	URMS/U (PERCENT)
0.00	34.2	4.8	13.9
22.50	37.9	7.4	19.6
45.50	35.1	11.5	32.8
67.50	32.1	11.5	35.9
90.00	22.9	8.5	37.3
112.50	28.7	6.2	21.6
135.00	12.5	.5	4.3
157.50	15.0	5.9	39.4
180.00	30.0	8.2	27.4
202.50	33.5	8.0	23.8
225.00	28.1	7.6	27.0
247.50	30.2	8.3	27.6
270.00	29.2	8.6	29.6
292.50	11.7	3.9	33.3
315.00	28.3	11.0	38.9
337.50	37.3	9.7	25.9

TABLE 2. PEDESTRIAN WIND VELOCITIES AND TURBULENCE INTENSITIES

DENVER SQUARE DENVER, COLORADO

POSITION 9

WIND AZIMUTH	U/UINF (PERCENT)	URMS/UINF (PERCENT)	URMS/U (PERCENT)
0.00	27.7	9.0	32.7
22.50	34.8	10.9	31.4
45.50	54.7	3.3	6.0
67.50	62.6	10.5	16.8
90.00	65.5	6.7	10.2
112.50	49.0	6.4	13.1
135.00	28.7	8.2	28.7
157.50	22.2	9.6	43.1
180.00	19.6	8.2	42.1
202.50	20.9	8.2	39.1
225.00	16.6	6.4	38.8
247.50	29.3	8.4	28.8
270.00	33.0	7.5	22.9
292.50	23.1	7.7	33.2
315.00	28.7	12.4	43.1
337.50	24.7	9.1	36.9

POSITION 10

WIND AZIMUTH	U/UINF (PERCENT)	URMS/UINF (PERCENT)	URMS/U (PERCENT)
0.00	35.7	6.1	17.1
22.50	28.3	6.8	24.1
45.50	22.8	5.4	23.9
67.50	20.6	6.3	30.6
90.00	29.0	7.8	26.8
112.50	34.6	5.6	16.2
135.00	31.1	6.0	19.4
157.50	31.5	6.5	20.7
180.00	15.3	5.2	34.3
202.50	12.7	3.7	28.8
225.00	12.7	3.6	28.2
247.50	21.9	5.5	24.9
270.00	17.0	4.9	29.0
292.50	16.9	6.6	38.8
315.00	34.0	12.1	35.6
337.50	38.3	9.7	25.3

POSITION 11

WIND AZIMUTH	U/UINF (PERCENT)	URMS/UINF (PERCENT)	URMS/U (PERCENT)
0.00	49.3	5.0	10.1
22.50	42.9	7.7	17.9
45.50	40.7	8.3	20.5
67.50	18.5	5.4	29.4
90.00	20.3	5.9	29.3
112.50	28.0	7.0	24.9
135.00	32.0	8.8	27.5
157.50	56.5	9.3	16.4
180.00	41.9	10.2	24.3
202.50	33.7	8.1	23.9
225.00	20.6	7.7	37.1
247.50	26.0	11.4	43.6
270.00	16.9	5.9	35.0
292.50	22.5	7.7	34.2
315.00	36.9	10.5	28.5
337.50	39.4	8.8	22.4

POSITION 12

WIND AZIMUTH	U/UINF (PERCENT)	URMS/UINF (PERCENT)	URMS/U (PERCENT)
0.00	22.2	8.5	38.2
22.50	17.1	2.6	15.1
45.50	14.6	2.9	20.2
67.50	14.2	3.9	27.5
90.00	15.5	5.1	32.9
112.50	20.5	5.4	26.4
135.00	34.8	10.5	30.3
157.50	42.1	13.6	32.3
180.00	31.1	11.5	37.0
202.50	25.1	9.5	38.0
225.00	18.6	7.8	42.1
247.50	26.2	11.8	45.2
270.00	17.4	6.1	35.1
292.50	15.3	4.7	30.6
315.00	14.5	3.6	24.9
337.50	16.4	5.3	32.2

TABLE 2. PEDESTRIAN WIND VELOCITIES AND TURBULENCE INTENSITIES

DENVER SQUARE DENVER, COLORADO

POSITION 13

WIND AZIMUTH	U/UIINF (PERCENT)	URMS/UIINF (PERCENT)	URMS/U (PERCENT)
0.00	17.2	4.9	28.6
22.50	20.8	5.3	25.5
45.50	27.6	4.0	14.4
67.50	33.9	.8	2.3
90.00	27.0	4.9	18.2
112.50	25.8	7.9	30.5
135.00	19.0	5.0	26.3
157.50	23.1	8.9	38.7
180.00	36.7	11.1	30.2
202.50	35.7	10.4	29.2
225.00	27.8	12.2	44.1
247.50	26.6	10.6	39.7
270.00	15.1	5.3	35.0
292.50	23.6	7.1	30.3
315.00	15.3	4.5	29.7
337.50	14.5	6.1	41.7

POSITION 14

WIND AZIMUTH	U/UIINF (PERCENT)	URMS/UIINF (PERCENT)	URMS/U (PERCENT)
0.00	28.7	8.5	29.5
22.50	31.2	13.4	43.0
45.50	34.1	5.7	16.8
67.50	36.6	5.2	14.3
90.00	43.2	8.2	19.1
112.50	41.2	12.0	29.3
135.00	35.3	13.6	38.6
157.50	42.2	14.8	35.2
180.00	28.7	13.1	45.6
202.50	32.5	14.4	44.4
225.00	27.7	11.8	42.8
247.50	30.8	14.2	46.2
270.00	38.3	19.5	50.8
292.50	49.8	16.8	33.7
315.00	28.6	12.2	42.5
337.50	22.0	10.0	45.3

POSITION 15

WIND AZIMUTH	U/UIINF (PERCENT)	URMS/UIINF (PERCENT)	URMS/U (PERCENT)
0.00	33.0	6.8	20.5
22.50	26.3	11.7	44.3
45.50	34.9	6.0	17.2
67.50	41.0	3.8	9.3
90.00	33.6	7.6	22.7
112.50	29.3	9.0	30.7
135.00	26.0	10.4	39.9
157.50	40.9	16.8	41.0
180.00	43.4	17.3	39.8
202.50	38.0	16.0	42.2
225.00	30.6	14.3	46.8
247.50	30.6	13.9	45.5
270.00	35.6	16.3	45.8
292.50	41.0	15.0	36.6
315.00	26.6	11.9	44.8
337.50	20.5	8.5	41.8

POSITION 16

WIND AZIMUTH	U/UIINF (PERCENT)	URMS/UIINF (PERCENT)	URMS/U (PERCENT)
0.00	28.0	9.0	32.3
22.50	25.5	11.3	44.1
45.50	20.9	6.7	32.2
67.50	30.9	6.1	19.7
90.00	25.7	7.2	28.1
112.50	26.4	8.3	31.4
135.00	29.5	9.7	33.0
157.50	32.8	13.9	42.5
180.00	34.9	14.2	40.7
202.50	28.0	12.2	43.5
225.00	24.7	11.7	47.4
247.50	23.0	9.9	43.2
270.00	24.1	10.8	44.9
292.50	37.6	14.9	39.8
315.00	20.9	9.5	45.2
337.50	20.6	8.3	40.3

TABLE 2. PEDESTRIAN WIND VELOCITIES AND TURBULENCE INTENSITIES

DENVER SQUARE DENVER, COLORADO

POSITION 17

WIND AZIMUTH	U/UINF (PERCENT)	URMS/UINF (PERCENT)	URMS/U (PERCENT)
0.00	23.0	7.6	33.0
22.50	28.0	12.1	43.2
45.50	18.9	5.4	28.3
67.50	21.0	4.2	20.1
90.00	28.3	8.7	30.7
112.50	33.0	7.7	23.3
135.00	35.4	8.9	25.2
157.50	35.5	11.8	33.2
180.00	29.3	12.2	41.5
202.50	25.1	10.3	41.0
225.00	22.6	9.6	42.5
247.50	24.2	11.0	45.4
270.00	34.2	15.3	44.9
292.50	44.3	11.0	25.0
315.00	20.5	8.2	40.1
337.50	17.5	6.2	35.3

POSITION 18

WIND AZIMUTH	U/UINF (PERCENT)	URMS/UINF (PERCENT)	URMS/U (PERCENT)
0.00	57.6	6.4	11.1
22.50	42.4	11.9	28.1
45.50	23.3	8.4	36.1
67.50	41.6	11.8	28.5
90.00	40.6	11.0	27.1
112.50	48.1	12.1	25.2
135.00	29.3	10.1	34.7
157.50	26.3	9.3	35.2
180.00	33.6	14.1	42.0
202.50	27.2	12.0	44.0
225.00	26.7	11.9	44.4
247.50	26.7	11.4	42.9
270.00	39.0	12.3	31.6
292.50	19.5	8.1	41.3
315.00	56.5	17.5	31.0
337.50	60.0	12.3	20.5

TABLE 3

ANNUAL PERCENTAGE FREQUENCIES OF WIND DIRECTION AND SPEED

Based on Summary of Hourly Observations
Stapleton Airfield, Denver
1951-1960

Anemometer Elevation = 72 ft above ground

Annual Hourly Observations of Wind Speed - Miles Per Hour

<u>Direction</u>	<u>0-3</u>	<u>4-7</u>	<u>8-12</u>	<u>13-18</u>	<u>19-24</u>	<u>25-31</u>	<u>32-38</u>	<u>39-46</u>	<u>Total</u>
N	1.1	1.9	2.0	1.1	0.3	0.2	0.1		6.7
NNE	0.7	1.4	1.1	0.9	0.2	0.1	0.1		4.5
NE	1.1	1.9	1.7	0.9	0.2	0.1			5.9
ENE	0.8	1.2	1.1	0.5	0.2	0.1			3.9
E	1.1	1.3	1.3	0.5	0.1				4.3
ESE	0.8	1.1	1.1	0.4	0.1				3.5
SE	1.1	2.1	2.0	0.7	0.1				6.0
SSE	1.1	2.1	2.1	1.0	0.4	0.2			6.9
S	2.1	5.1	7.1	3.7	0.6	0.2			18.8
SSW	1.1	3.4	3.9	1.7	0.1				10.2
SW	1.2	2.3	1.5	0.4	0.1				5.5
WSW	0.9	1.0	0.7	0.2	0.1	0.1			3.0
W	0.8	1.2	0.7	0.6	0.4	0.2	0.1	0.1	4.1
WNW	0.8	0.9	1.0	1.0	0.5	0.4	0.1		4.7
NW	1.3	1.8	1.5	1.2	0.5	0.2			6.5
NNW	0.9	1.7	1.7	0.9	0.2	0.1			5.5
Total	16.9	30.4	30.5	15.7	4.1	1.9	0.4	0.1	100.0

TABLE 4
SUMMARY OF WIND EFFECTS ON PEOPLE

	<u>Beaufort number</u>	<u>Speed (mph)</u>	<u>Effects</u>
Calm, light air	0,1	0- 3	Calm, no noticeable wind
Light breeze	2	4- 7	Wind felt on face
Gentle breeze	3	8-12	Wind extends light flag Hair is disturbed Clothing flaps
Moderate breeze	4	13-18	Raises dust, dry soil and loose paper Hair disarranged
Fresh breeze	5	19-24	Force of wind felt on body Drifting snow becomes airborne Limit of agreeable wind on land
Strong breeze	6	25-31	Umbrellas used with difficulty Hair blown straight Difficult to walk steadily Wind noise on ears unpleasant Windborne snow above head height (blizzard)
Near gale	7	32-38	Inconvenience felt when walking
Gale	8	39-46	Generally impedes progress Great difficulty with balance in gusts
Strong gale	9	47-54	People blown over by gusts

Note: Table from Reference 4, p. 40

TABLE 5
CALCULATION OF REFERENCE PRESSURE

Basic wind speed from ANSI A58.1 (Ref. 5):

50-yr. fastest mile at 30 ft = 80 mph.

Mean hourly wind speed, 30 ft = $\frac{80}{1.27} = 63.0$ mph.

Mean hourly gradient wind speed = $63.0 \left(\frac{1000}{30}\right)^{.17} = 114.4$ mph.

Mean hourly wind at reference location = U_{∞} = gradient wind = 114.4 mph

Reference pressure at 5000 ft = $0.83 (0.00256) (114.4)^2 = 27.8$ psf

Use reference pressure = 28 psf

Reduction of cladding peak pressures to 1 minute equivalent load
for glass: multiply by glass load factor = 0.73 (Ref. 8)

Loads for 100-yr. recurrence wind:

100-yr. fastest mile at 30 ft = 90 mph

Multiply 50-yr. loads by $\left(\frac{90}{80}\right)^2 = 1.27$

TABLE 6. WIND ENGINEERING STUDY OF DENVER SQUARE
DENVER, COLORADO. CONFIGURATION 1

TAP NUMBER	WIND DIRECTION	MAXIMUM MEAN PRESSURE COEFFICIENT	WIND DIRECTION	MINIMUM MEAN PRESSURE COEFFICIENT	WIND DIRECTION	MAXIMUM PEAK PRESSURE COEFFICIENT	WIND DIRECTION	MINIMUM PEAK PRESSURE COEFFICIENT
101	165	.475	210	-.850	165	.916	210	-2.796
102	165	.493	210	-.605	150	.942	210	-1.641
103	165	.431	225	-.638	150	.898	225	-1.603
104	135	.386	225	-.667	150	.848	225	-1.606
105	120	.403	45	-.630	120	.863	225	-1.528
106	120	.438	45	-.629	135	.863	225	-1.515
107	120	.465	60	-.624	135	.879	240	-1.592
108	105	.498	60	-.645	105	.856	240	-1.657
109	165	.566	210	-.661	165	1.069	210	-1.563
110	150	.546	225	-.610	135	1.093	225	-1.071
111	120	.597	45	-.621	135	1.035	225	-1.156
112	105	.640	45	-.595	105	1.018	240	-1.343
113	180	.488	210	-.628	180	.952	210	-1.735
114	150	.512	210	-.586	150	.948	210	-1.613
115	150	.524	225	-.587	150	1.011	210	-1.481
116	120	.506	225	-.628	135	1.009	225	-1.445
117	120	.588	45	-.622	135	1.003	45	-1.156
118	120	.602	45	-.626	105	1.000	45	-1.238
119	105	.606	45	-.620	105	1.071	45	-1.245
120	90	.574	45	-.595	90	.984	225	-1.206
121	180	.486	30	-.603	165	1.102	210	-1.650
122	90	.532	45	-.633	90	.944	60	-1.549
123	180	.438	225	-.649	180	.904	210	-1.772
124	150	.473	225	-.667	150	1.043	210	-1.497
125	150	.449	225	-.667	150	.912	225	-1.645
126	120	.418	225	-.668	135	.905	225	-1.334
127	120	.483	45	-.646	135	.970	45	-1.385
128	120	.492	45	-.711	105	.932	45	-1.615
129	105	.521	45	-.716	105	.957	45	-1.568
130	90	.506	45	-.685	90	.958	45	-1.583
131	180	.389	225	-.716	180	.933	210	-1.609
132	90	.476	45	-.731	90	.937	45	-1.580
133	180	.462	225	-.899	180	1.080	225	-2.033
134	180	.354	225	-.913	165	.790	225	-2.113
135	150	.284	225	-.715	165	.651	225	-1.509
136	120	.322	15	-.540	120	.679	240	-1.354
137	120	.378	30	-.612	120	.859	240	-1.356
138	120	.383	45	-.712	120	.910	45	-1.869
139	90	.425	45	-.835	120	.892	45	-2.259
140	90	.454	45	-.785	90	.950	45	-2.287

TABLE 6. WIND ENGINEERING STUDY OF DENVER SQUARE
DENVER, COLORADO. CONFIGURATION 1

TAP NUMBER	WIND DIRECTION	MAXIMUM MEAN PRESSURE COEFFICIENT	WIND DIRECTION	MINIMUM MEAN PRESSURE COEFFICIENT	WIND DIRECTION	MAXIMUM PEAK PRESSURE COEFFICIENT	WIND DIRECTION	MINIMUM PEAK PRESSURE COEFFICIENT
141	180	.455	225	-.960	180	1.075	225	-2.265
142	90	.379	45	-.748	90	.874	45	-2.131
143	180	.409	240	-.551	180	1.029	240	-1.373
144	120	.131	240	-.450	120	.504	240	-1.100
145	90	.280	15	-.573	120	.752	45	-1.261
146	90	.335	30	-.637	90	.813	45	-1.385
147	180	.431	240	-.560	180	1.074	225	-1.443
148	180	.233	240	-.501	180	.670	240	-1.479
149	135	.057	255	-.455	180	.357	240	-1.217
150	120	.136	255	-.462	120	.514	240	-1.035
151	90	.205	15	-.592	120	.763	30	-1.180
152	90	.255	30	-.629	90	.715	45	-1.639
153	90	.319	30	-.687	90	.746	30	-2.169
154	90	.310	30	-.634	90	.789	45	-1.883
155	150	.220	240	-.524	165	.714	240	-1.307
156	90	.183	30	-.690	75	.695	45	-2.181
157	150	.170	240	-.510	150	.553	240	-1.589
158	150	.090	255	-.465	150	.413	240	-1.040
159	135	.032	255	-.428	135	.280	255	-.854
160	135	.072	300	-.406	135	.383	0	-.854
161	135	.073	0	-.479	45	.392	15	-1.162
162	90	.065	15	-.579	135	.329	45	-1.358
163	90	.074	15	-.646	75	.244	45	-1.514
164	90	.066	30	-.778	75	.286	15	-2.404
165	150	.132	255	-.436	150	.606	255	-1.101
166	135	.134	300	-.389	135	.500	300	-.699
167	135	.152	0	-.435	135	.450	0	-1.118
168	90	.107	15	-.575	75	.298	345	-1.319
169	180	.205	255	-.416	180	.805	255	-1.364
170	135	.185	300	-.384	135	.581	300	-.779
171	135	.195	0	-.410	135	.660	15	-1.060
172	90	.151	15	-.550	90	.559	45	-1.293
201	255	.492	315	-.806	270	.845	315	-1.765
202	240	.414	315	-.833	240	.778	315	-1.654
203	210	.371	315	-.750	210	.775	315	-1.600
204	210	.430	135	-.498	195	.883	135	-1.395
205	195	.457	135	-.524	195	.912	150	-1.416
206	195	.539	150	-.687	195	1.031	165	-2.827
207	255	.573	315	-.806	255	.991	315	-1.606
208	225	.606	315	-.582	240	1.011	315	-1.254

TABLE 6. WIND ENGINEERING STUDY OF DENVER SQUARE
DENVER, COLORADO. CONFIGURATION 1

TAP NUMBER	WIND DIRECTION	MAXIMUM MEAN PRESSURE COEFFICIENT	WIND DIRECTION	MINIMUM MEAN PRESSURE COEFFICIENT	WIND DIRECTION	MAXIMUM PEAK PRESSURE COEFFICIENT	WIND DIRECTION	MINIMUM PEAK PRESSURE COEFFICIENT
209	210	.589	135	-.429	210	1.077	135	-1.260
210	195	.511	150	-.539	195	1.046	165	-1.811
211	255	.533	315	-.921	270	.941	315	-1.991
212	255	.588	315	-.754	240	1.038	315	-1.764
213	225	.613	315	-.523	240	1.017	315	-1.861
214	225	.571	135	-.498	210	1.034	135	-1.662
215	225	.435	135	-.528	225	.854	165	-1.598
216	180	.431	150	-.544	180	.886	135	-1.612
217	255	.541	300	-.767	255	.908	315	-2.156
218	180	.305	150	-.535	180	1.108	135	-1.686
219	255	.487	300	-.573	255	.872	300	-1.928
220	255	.528	90	-.478	240	.971	315	-1.459
221	225	.528	90	-.486	240	.985	135	-1.487
222	225	.485	90	-.462	210	.872	135	-1.783
223	225	.359	135	-.559	210	.831	135	-1.642
224	180	.125	135	-.567	180	.759	135	-1.744
225	255	.492	90	-.534	255	.890	315	-2.053
226	180	.027	135	-.567	180	.776	150	-1.835
227	255	.425	90	-.549	270	.869	120	-1.383
228	255	.423	90	-.524	240	.881	345	-1.204
229	240	.329	90	-.518	240	.713	345	-1.098
230	225	.260	90	-.483	210	.680	135	-1.307
231	225	.260	0	-.482	210	.828	135	-1.968
232	210	.073	135	-.536	180	.629	135	-1.780
233	255	.369	90	-.560	270	.875	105	-1.528
234	180	.176	105	-.515	180	.889	135	-1.665
235	255	.337	90	-.547	255	.948	105	-1.230
236	255	.004	90	-.556	75	.318	75	-1.253
237	225	-.004	105	-.547	210	.374	120	-1.244
238	180	.241	105	-.518	180	.678	135	-1.572
239	255	.322	90	-.531	255	.803	345	-1.439
240	255	.199	90	-.518	255	.598	345	-1.205
241	255	-.015	90	-.552	75	.244	90	-1.127
242	180	.004	105	-.573	180	.260	75	-1.404
243	180	.130	105	-.536	180	.451	105	-1.722
244	180	.286	105	-.516	180	.786	15	-1.453
245	255	.267	90	-.420	270	.706	75	-1.309
246	180	.088	120	-.563	180	.834	120	-1.584
247	255	.198	180	-.344	270	.713	75	-1.122
248	270	.074	0	-.354	60	.488	345	-1.043

TABLE 6. WIND ENGINEERING STUDY OF DENVER SQUARE
DENVER, COLORADO. CONFIGURATION 1

TAP NUMBER	WIND DIRECTION	MAXIMUM MEAN PRESSURE COEFFICIENT	WIND DIRECTION	MINIMUM MEAN PRESSURE COEFFICIENT	WIND DIRECTION	MAXIMUM PEAK PRESSURE COEFFICIENT	WIND DIRECTION	MINIMUM PEAK PRESSURE COEFFICIENT
249	210	-.048	0	-.427	60	.314	0	-1.407
250	225	-.043	90	-.623	225	.301	90	-1.500
251	210	-.030	90	-.566	180	.498	120	-1.480
252	180	-.023	120	-.556	180	.672	120	-1.571
253	270	.131	0	-.347	270	.688	0	-1.363
254	225	.048	90	-.416	225	.402	90	-1.551
255	225	-.020	90	-.563	165	.544	105	-1.598
256	270	.157	0	-.337	225	.577	0	-1.513
257	225	.210	90	-.382	225	.728	75	-1.303
258	225	.088	90	-.550	240	.729	105	-1.513
301	345	.460	30	-.878	345	1.026	30	-2.095
302	315	.368	30	-.795	315	1.000	210	-1.307
303	315	.436	45	-.622	315	.964	210	-1.364
304	315	.465	45	-.632	315	.948	210	-1.356
305	315	.470	225	-.683	330	.984	60	-1.354
306	315	.462	225	-.732	330	.965	225	-1.485
307	300	.439	225	-.726	300	.893	225	-1.186
308	285	.456	240	-.702	270	.853	60	-1.582
309	300	.353	30	-.749	345	1.025	30	-1.253
310	300	.536	45	-.620	315	1.003	30	-1.167
311	300	.575	225	-.721	300	1.002	225	-1.195
312	285	.581	225	-.681	285	1.057	240	-1.244
313	0	.173	30	-.690	345	.838	30	-1.476
314	0	.258	30	-.715	345	.661	30	-1.535
315	300	.329	30	-.677	315	.787	30	-1.331
316	300	.409	45	-.616	300	.933	225	-1.251
317	300	.449	225	-.683	300	.954	225	-1.423
318	300	.474	225	-.712	300	.998	225	-1.430
319	285	.501	225	-.684	285	.972	240	-1.269
320	285	.512	225	-.629	285	1.012	45	-1.715
321	0	.110	30	-.683	0	.737	345	-1.788
322	285	.513	225	-.653	285	.972	210	-1.873
323	0	.022	30	-.682	0	.658	30	-1.858
324	0	.155	30	-.699	0	.497	30	-1.447
325	0	.099	30	-.670	0	.411	30	-1.554
326	270	.065	45	-.626	270	.439	45	-1.422
327	285	.175	225	-.690	270	.539	225	-1.453
328	285	.284	225	-.735	285	.744	225	-1.406
329	285	.379	225	-.744	285	.830	225	-2.031
330	285	.451	225	-.723	285	.952	45	-1.935

TABLE 6. WIND ENGINEERING STUDY OF DENVER SQUARE
DENVER, COLORADO. CONFIGURATION 1

TAP NUMBER	WIND DIRECTION	MAXIMUM MEAN PRESSURE COEFFICIENT	WIND DIRECTION	MINIMUM MEAN PRESSURE COEFFICIENT	WIND DIRECTION	MAXIMUM PEAK PRESSURE COEFFICIENT	WIND DIRECTION	MINIMUM PEAK PRESSURE COEFFICIENT
331	0	-.046	30	-.678	0	.686	30	-1.697
332	285	.426	225	-.776	285	.930	45	-2.007
333	0	-.033	30	-.691	0	.695	30	-1.792
334	0	.116	30	-.695	0	.491	45	-2.178
335	0	.097	45	-.694	0	.341	30	-1.726
336	0	.058	45	-.661	0	.248	60	-1.569
337	285	.136	60	-.580	285	.392	45	-1.575
338	285	.244	225	-.653	285	.584	210	-1.669
339	285	.353	225	-.899	285	.743	225	-2.102
340	285	.449	225	-.908	285	.985	225	-1.996
341	0	-.085	30	-.713	0	.671	30	-1.684
342	285	.384	225	-1.053	285	.869	225	-2.593
343	0	-.001	45	-.709	0	.527	45	-1.766
344	0	.077	45	-.639	0	.314	45	-1.496
345	285	.091	75	-.576	270	.455	75	-1.389
346	285	.268	210	-.585	285	.749	210	-1.726
347	0	-.134	45	-.705	0	.473	30	-1.875
348	0	.061	45	-.718	0	.372	60	-1.991
349	0	.049	45	-.716	0	.318	45	-1.714
350	0	.021	75	-.621	0	.233	45	-1.477
351	0	-.015	75	-.622	285	.276	45	-1.358
352	285	.035	75	-.558	285	.412	75	-1.220
353	285	.129	210	-.509	285	.537	105	-1.463
354	285	.213	210	-.621	285	.725	60	-1.797
355	135	-.168	45	-.698	0	.501	45	-1.693
356	285	.072	180	-.485	285	.562	105	-1.640
357	165	-.140	45	-.659	0	.500	45	-1.960
358	0	-.039	45	-.654	0	.408	75	-1.765
359	0	.003	60	-.616	0	.327	75	-1.726
360	0	.018	75	-.604	0	.249	75	-1.728
361	0	.005	75	-.535	120	.223	90	-1.551
362	0	-.023	180	-.532	75	.363	180	-1.241
363	285	-.053	180	-.512	270	.314	90	-1.343
364	315	-.036	180	-.488	270	.441	120	-1.495
365	0	-.043	45	-.624	0	.389	45	-1.461
366	0	.019	75	-.590	0	.290	90	-1.427
367	0	.027	180	-.465	45	.289	75	-1.116
368	285	-.031	180	-.500	285	.408	90	-1.342
369	0	-.004	45	-.590	0	.506	45	-1.345
370	0	.063	75	-.575	0	.422	75	-1.619

TABLE 6. WIND ENGINEERING STUDY OF DENVER SQUARE
DENVER, COLORADO. CONFIGURATION 1

TAP NUMBER	WIND DIRECTION	MAXIMUM MEAN PRESSURE COEFFICIENT	WIND DIRECTION	MINIMUM MEAN PRESSURE COEFFICIENT	WIND DIRECTION	MAXIMUM PEAK PRESSURE COEFFICIENT	WIND DIRECTION	MINIMUM PEAK PRESSURE COEFFICIENT
371	0	.058	180	-.427	60	.298	75	-1.125
372	0	-.016	180	-.480	285	.466	90	-1.427
401	75	.491	120	-.791	75	.900	120	-1.905
402	60	.427	120	-.630	60	.781	120	-1.171
403	60	.382	135	-.464	45	.729	135	-1.426
404	30	.368	315	-.532	45	.733	315	-1.484
405	15	.429	315	-.734	30	.773	315	-1.698
406	0	.493	315	-.893	0	.842	315	-3.030
407	75	.614	120	-.671	75	1.006	120	-1.549
408	60	.589	135	-.413	60	.948	315	-1.388
409	45	.607	315	-.489	30	1.003	315	-1.567
410	15	.612	315	-.673	0	1.039	315	-1.685
411	75	.517	120	-.606	75	1.069	120	-1.574
412	60	.581	120	-.627	75	.973	120	-1.374
413	60	.622	120	-.536	45	1.002	135	-1.260
414	30	.588	315	-.585	30	.983	315	-1.717
415	15	.587	315	-.600	15	.997	315	-1.925
416	0	.576	315	-.562	0	.970	315	-1.681
417	75	.493	120	-.604	75	1.106	135	-1.410
418	0	.534	315	-.496	0	1.000	315	-1.873
419	90	.432	120	-.623	75	.920	135	-1.435
420	60	.525	120	-.611	75	.938	135	-1.580
421	60	.560	120	-.445	45	.938	135	-1.382
422	30	.579	315	-.426	45	.917	300	-1.531
423	15	.546	315	-.464	15	.954	300	-1.710
424	0	.479	315	-.457	0	.892	315	-1.966
425	90	.364	120	-.578	75	.943	300	-1.574
426	0	.431	315	-.416	345	.972	315	-1.567
427	90	.298	120	-.543	75	.810	135	-1.559
428	60	.475	120	-.464	60	.910	135	-1.565
429	60	.482	135	-.406	60	.867	135	-1.542
430	30	.511	255	-.364	30	.950	315	-1.609
431	15	.454	255	-.354	15	.917	315	-1.407
432	0	.396	315	-.378	0	.965	300	-1.453
433	75	.249	120	-.617	90	.807	120	-1.667
434	0	.399	255	-.399	0	.872	315	-1.547
435	60	.312	120	-.476	60	.804	135	-1.450
436	30	.401	255	-.412	60	.897	165	-1.356
437	30	.410	255	-.417	45	.898	135	-.953
438	0	.391	255	-.411	0	.923	165	-1.059

TABLE 6. WIND ENGINEERING STUDY OF DENVER SQUARE
DENVER, COLORADO. CONFIGURATION 1

TAP NUMBER	WIND DIRECTION	MAXIMUM MEAN PRESSURE COEFFICIENT	WIND DIRECTION	MINIMUM MEAN PRESSURE COEFFICIENT	WIND DIRECTION	MAXIMUM PEAK PRESSURE COEFFICIENT	WIND DIRECTION	MINIMUM PEAK PRESSURE COEFFICIENT
439	75	.203	120	-.435	60	.625	135	-2.021
440	60	.344	255	-.420	45	.754	135	-2.056
441	60	.382	255	-.428	60	.895	135	-1.619
442	15	.361	255	-.411	45	.808	165	-1.118
443	15	.348	255	-.401	345	.804	315	-.901
444	0	.312	255	-.395	0	.915	300	-1.295
445	60	.179	255	-.426	60	.650	120	-1.414
446	0	.250	255	-.408	345	.941	150	-1.345
447	75	.157	255	-.425	60	.560	165	-1.236
448	60	.258	255	-.424	60	.648	165	-1.711
449	30	.282	255	-.438	45	.783	165	-1.329
450	15	.246	255	-.426	30	.805	165	-1.035
451	15	.211	255	-.417	345	.749	180	-.907
452	345	.137	255	-.410	345	.854	180	-1.063
453	60	.203	255	-.432	45	.573	150	-1.467
454	30	.284	255	-.433	45	.682	165	-1.303
455	0	.150	255	-.421	345	.637	180	-1.111
456	60	.271	255	-.427	75	.688	150	-1.590
457	30	.330	255	-.427	45	.799	180	-.901
458	15	.244	255	-.423	15	.791	180	-1.350
501	0	-.017	210	-.813	315	.284	210	-1.542
502	330	-.073	75	-.760	330	.156	90	-1.453
503	270	-.036	75	-.947	315	.268	75	-1.555
504	195	-.004	0	-.900	210	.198	0	-1.485
505	180	.020	315	-.949	135	.397	315	-1.787
506	165	-.165	0	-.931	330	.345	315	-1.616
507	75	-.110	285	-.866	135	.281	315	-1.735
508	15	-.151	195	-.700	45	.139	315	-1.388

TABLE 6. WIND ENGINEERING STUDY OF DENVER SQUARE
DENVER, COLORADO. CONFIGURATION 2

TAP NUMBER	WIND DIRECTION	MAXIMUM MEAN PRESSURE COEFFICIENT	WIND DIRECTION	MINIMUM MEAN PRESSURE COEFFICIENT	WIND DIRECTION	MAXIMUM PEAK PRESSURE COEFFICIENT	WIND DIRECTION	MINIMUM PEAK PRESSURE COEFFICIENT
101	180	.466	210	-.792	165	1.015	210	-2.733
102	165	.465	210	-.549	150	.898	210	-1.538
103	165	.402	225	-.586	150	.890	30	-1.232
104	120	.364	225	-.616	135	.946	225	-2.035
105	120	.401	45	-.626	135	.835	45	-1.399
106	120	.437	45	-.629	135	.871	225	-1.278
107	120	.467	60	-.638	135	.802	225	-1.342
108	105	.468	60	-.664	105	.855	75	-1.699
109	180	.548	210	-.662	165	1.015	210	-1.664
110	150	.526	225	-.556	150	1.111	225	-1.209
111	120	.593	45	-.635	120	1.044	225	-1.127
112	105	.619	45	-.607	105	.991	240	-1.168
113	180	.500	210	-.611	180	.945	210	-1.666
114	150	.529	210	-.555	150	1.007	210	-1.610
115	150	.540	225	-.546	150	1.045	210	-1.331
116	120	.517	225	-.591	150	1.031	225	-1.302
117	120	.567	45	-.627	135	1.014	45	-1.246
118	120	.586	45	-.625	120	1.010	45	-1.249
119	105	.579	45	-.620	105	1.007	60	-1.293
120	90	.570	45	-.597	105	1.011	240	-1.295
121	180	.485	30	-.590	180	1.005	210	-1.721
122	90	.533	45	-.637	90	.982	45	-1.687
123	180	.431	225	-.584	165	.949	210	-1.930
124	150	.460	225	-.601	165	.967	210	-1.526
125	150	.415	225	-.629	150	.831	210	-1.295
126	120	.429	225	-.637	120	.821	225	-1.259
127	120	.498	45	-.638	120	.915	45	-1.303
128	120	.508	45	-.704	120	1.015	45	-1.495
129	105	.468	45	-.706	105	.957	45	-1.668
130	90	.477	45	-.676	90	.910	60	-1.532
131	180	.406	225	-.652	150	.934	30	-1.393
132	90	.442	45	-.726	90	.859	45	-2.173
133	180	.460	225	-.819	180	1.036	225	-2.169
134	150	.360	225	-.827	150	.803	225	-1.828
135	150	.297	225	-.720	150	.764	225	-1.557
136	120	.302	240	-.584	120	.764	240	-1.479
137	120	.377	30	-.598	120	.851	45	-1.711
138	120	.384	45	-.701	105	.903	45	-1.937
139	90	.362	45	-.815	105	.923	45	-1.950
140	90	.378	45	-.773	90	.877	45	-2.206

TABLE 6. WIND ENGINEERING STUDY OF DENVER SQUARE
DENVER, COLORADO. CONFIGURATION 2

TAP NUMBER	WIND DIRECTION	MAXIMUM MEAN PRESSURE COEFFICIENT	WIND DIRECTION	MINIMUM MEAN PRESSURE COEFFICIENT	WIND DIRECTION	MAXIMUM PEAK PRESSURE COEFFICIENT	WIND DIRECTION	MINIMUM PEAK PRESSURE COEFFICIENT
141	180	.497	225	-.874	180	1.064	225	-2.330
142	90	.333	45	-.719	90	.836	45	-1.829
143	180	.442	240	-.558	180	.958	225	-1.404
144	120	.122	240	-.524	105	.508	240	-1.253
145	90	.261	15	-.627	120	.636	45	-1.402
146	90	.309	30	-.642	90	.737	45	-1.705
147	180	.449	240	-.563	180	.992	225	-1.410
148	180	.243	240	-.571	180	.656	225	-1.432
149	120	.038	240	-.551	180	.369	240	-1.360
150	120	.131	255	-.490	120	.486	240	-1.125
151	120	.195	15	-.547	120	.582	30	-1.217
152	90	.216	15	-.663	90	.664	45	-1.742
153	90	.260	30	-.684	90	.665	30	-1.644
154	90	.244	30	-.636	90	.731	45	-1.567
155	150	.230	240	-.596	165	.734	240	-1.755
156	90	.147	15	-.718	90	.532	30	-1.849
157	150	.177	240	-.624	150	.642	240	-1.709
158	150	.095	255	-.481	150	.377	240	-1.866
159	135	.040	255	-.488	135	.298	240	-1.121
160	135	.072	255	-.466	135	.326	270	-.820
161	135	.076	285	-.381	135	.358	165	-.754
162	90	.073	285	-.324	135	.302	15	-1.089
163	90	.085	15	-.541	90	.229	15	-1.588
164	90	.058	15	-.818	90	.271	30	-2.347
165	150	.130	255	-.465	150	.655	240	-1.319
166	135	.139	255	-.457	135	.437	255	-.844
167	135	.151	285	-.292	135	.430	255	-.518
168	90	.103	45	-.407	90	.289	15	-1.551
169	180	.200	255	-.462	180	.889	240	-1.251
170	135	.196	255	-.453	135	.625	255	-.922
171	135	.198	285	-.284	135	.533	285	-.512
172	120	.142	45	-.386	165	.553	15	-1.466
201	255	.466	300	-.801	255	.873	120	-1.977
202	240	.407	315	-.834	240	.774	315	-1.614
203	225	.376	315	-.735	210	.772	315	-1.645
204	210	.422	135	-.560	210	.792	135	-1.462
205	210	.429	135	-.594	195	.922	135	-1.483
206	195	.508	135	-.685	195	1.012	135	-2.660
207	255	.551	315	-.783	255	.974	315	-1.538
208	225	.589	315	-.524	240	1.014	135	-1.205

TABLE 6. WIND ENGINEERING STUDY OF DENVER SQUARE
DENVER, COLORADO. CONFIGURATION 2

TAP NUMBER	WIND DIRECTION	MAXIMUM MEAN PRESSURE COEFFICIENT	WIND DIRECTION	MINIMUM MEAN PRESSURE COEFFICIENT	WIND DIRECTION	MAXIMUM PEAK PRESSURE COEFFICIENT	WIND DIRECTION	MINIMUM PEAK PRESSURE COEFFICIENT
209	225	.589	135	-.490	210	1.035	135	-1.233
210	180	.498	135	-.577	195	1.048	165	-1.646
211	255	.508	315	-.947	270	.941	315	-2.148
212	240	.564	315	-.695	240	.939	315	-1.867
213	225	.597	330	-.498	210	1.283	315	-1.569
214	225	.552	135	-.572	210	1.059	135	-1.469
215	225	.421	135	-.599	210	.931	135	-1.778
216	180	.425	135	-.579	180	.918	135	-1.820
217	255	.540	300	-.766	255	1.020	300	-2.147
218	180	.296	135	-.572	180	.946	150	-1.679
219	255	.484	300	-.579	255	.914	315	-1.796
220	255	.518	90	-.489	255	.892	345	-1.358
221	225	.519	90	-.491	210	1.091	135	-1.037
222	225	.475	135	-.506	225	.978	135	-1.704
223	225	.355	135	-.603	225	.817	135	-2.280
224	180	.109	135	-.599	180	1.036	150	-1.995
225	255	.536	90	-.512	255	.970	315	-2.515
226	180	.045	135	-.626	180	.769	150	-1.548
227	255	.463	0	-.546	255	.858	120	-1.373
228	255	.433	0	-.576	240	.889	345	-1.290
229	240	.338	0	-.605	240	.741	120	-1.288
230	225	.244	90	-.494	210	.650	120	-1.525
231	225	.230	135	-.479	210	.714	135	-1.736
232	210	.075	135	-.578	180	.767	135	-1.374
233	255	.400	0	-.624	270	.871	0	-1.836
234	180	.176	135	-.524	180	.899	135	-1.534
235	255	.341	90	-.532	240	.833	345	-1.974
236	240	.029	90	-.519	255	.761	105	-1.434
237	225	-.010	105	-.554	135	.420	120	-1.625
238	180	.245	120	-.530	180	.785	135	-1.595
239	255	.322	90	-.533	255	.785	0	-1.873
240	255	.205	90	-.499	255	.568	15	-1.396
241	255	.025	90	-.536	225	.280	105	-1.174
242	180	.009	120	-.583	180	.243	105	-1.554
243	180	.122	120	-.566	180	.430	120	-1.566
244	180	.263	120	-.528	180	.771	120	-1.315
245	255	.277	60	-.474	255	.757	15	-1.830
246	180	.098	120	-.515	180	.679	105	-1.854
247	255	.168	60	-.455	270	.704	90	-1.338
248	255	.097	60	-.399	270	.474	60	-.929

TABLE 6. WIND ENGINEERING STUDY OF DENVER SQUARE
DENVER, COLORADO. CONFIGURATION 2

TAP NUMBER	WIND DIRECTION	MAXIMUM MEAN PRESSURE COEFFICIENT	WIND DIRECTION	MINIMUM MEAN PRESSURE COEFFICIENT	WIND DIRECTION	MAXIMUM PEAK PRESSURE COEFFICIENT	WIND DIRECTION	MINIMUM PEAK PRESSURE COEFFICIENT
249	210	-.019	75	-.476	105	.381	90	-1.292
250	225	-.015	105	-.578	120	.343	105	-1.585
251	195	-.035	105	-.528	180	.410	120	-1.857
252	180	-.023	120	-.519	180	.506	120	-2.014
253	240	.040	75	-.336	270	.487	90	-1.029
254	225	.047	75	-.487	225	.382	90	-1.172
255	225	.030	90	-.510	165	.428	105	-1.291
256	210	.093	60	-.304	225	.577	90	-.798
257	225	.107	90	-.477	225	.604	90	-1.151
258	225	.121	90	-.507	225	.556	120	-1.667
301	345	.456	30	-.936	345	1.016	30	-2.017
302	315	.421	30	-.822	315	.998	30	-1.387
303	315	.475	30	-.605	315	1.008	210	-1.172
304	315	.492	45	-.566	315	.995	210	-1.206
305	315	.486	225	-.614	330	.988	210	-1.383
306	315	.474	225	-.659	330	.965	210	-1.369
307	300	.444	225	-.649	330	.926	105	-1.338
308	285	.458	240	-.612	270	.895	60	-1.372
309	345	.357	30	-.780	345	1.046	30	-1.258
310	315	.537	30	-.599	315	1.302	30	-1.187
311	300	.567	225	-.635	315	1.085	45	-1.197
312	285	.572	225	-.591	285	1.047	45	-1.356
313	0	.325	30	-.714	0	.947	30	-1.277
314	0	.310	30	-.740	315	.707	30	-1.395
315	300	.341	30	-.708	300	.778	30	-1.255
316	300	.414	30	-.533	300	.857	45	-1.192
317	300	.461	225	-.638	300	.911	225	-1.247
318	300	.483	225	-.663	300	.937	45	-1.264
319	285	.491	225	-.647	300	.920	240	-1.315
320	285	.500	225	-.598	270	.967	45	-1.647
321	0	.233	30	-.705	0	.820	30	-1.258
322	285	.488	225	-.655	285	.960	45	-1.815
323	0	.084	30	-.693	0	.714	30	-1.488
324	0	.127	30	-.700	0	.656	45	-1.594
325	0	.092	30	-.679	0	.424	30	-1.574
326	270	.107	30	-.565	270	.479	45	-1.265
327	285	.191	225	-.611	270	.575	45	-1.394
328	285	.287	225	-.742	285	.757	225	-1.458
329	285	.392	225	-.758	285	.829	225	-1.538
330	285	.457	225	-.732	285	.918	45	-1.603

TABLE 6. WIND ENGINEERING STUDY OF DENVER SQUARE
DENVER, COLORADO. CONFIGURATION 2

TAP NUMBER	WIND DIRECTION	MAXIMUM MEAN PRESSURE COEFFICIENT	WIND DIRECTION	MINIMUM MEAN PRESSURE COEFFICIENT	WIND DIRECTION	MAXIMUM PEAK PRESSURE COEFFICIENT	WIND DIRECTION	MINIMUM PEAK PRESSURE COEFFICIENT
331	0	-.161	15	-.682	0	.412	30	-1.787
332	285	.435	225	-.808	285	.911	225	-1.784
333	135	-.206	15	-.574	0	.112	15	-1.654
334	285	-.102	30	-.584	0	.111	30	-1.588
335	285	-.011	75	-.585	285	.219	30	-1.524
336	285	.068	75	-.580	270	.300	45	-1.139
337	285	.170	75	-.606	285	.492	210	-1.256
338	285	.262	75	-.604	285	.598	225	-1.514
339	285	.357	225	-.843	285	.767	225	-2.054
340	285	.441	225	-.986	285	.937	225	-2.347
341	210	-.198	75	-.598	0	-.011	15	-1.245
342	285	.365	225	-.869	300	.849	225	-2.537
343	225	-.090	75	-.635	210	.157	105	-1.238
344	255	.003	45	-.662	285	.313	45	-1.311
345	285	.125	75	-.621	270	.538	75	-1.160
346	285	.275	90	-.518	285	.817	210	-1.554
347	210	-.182	45	-.676	165	.008	45	-1.337
348	225	-.111	45	-.682	255	.104	120	-1.521
349	255	-.062	45	-.712	270	.158	105	-1.666
350	255	-.027	45	-.697	270	.286	75	-1.397
351	270	.021	75	-.618	270	.447	75	-1.166
352	285	.084	90	-.522	270	.558	180	-1.226
353	285	.157	180	-.510	285	.652	210	-1.218
354	285	.232	180	-.503	285	.758	195	-1.431
355	0	-.103	45	-.789	0	.123	45	-1.605
356	285	.119	180	-.568	270	.653	180	-1.826
357	0	-.072	45	-1.082	0	.164	75	-3.046
358	0	-.062	75	-.803	30	.176	45	-1.740
359	0	-.040	75	-.633	270	.182	75	-1.297
360	285	-.022	90	-.492	270	.252	105	-1.122
361	255	.021	90	-.419	270	.417	120	-1.039
362	255	.049	180	-.419	270	.438	60	-1.001
363	255	.065	180	-.628	270	.440	180	-1.631
364	285	.039	180	-.689	285	.530	180	-1.898
365	0	-.016	90	-.576	0	.215	90	-1.119
366	0	.002	75	-.373	0	.274	90	-.622
367	285	.070	75	-.322	285	.446	180	-.576
368	285	.065	180	-.300	315	.571	180	-.841
369	0	.038	90	-.402	0	.439	90	-.948
370	0	.010	75	-.344	315	.383	180	-.582

TABLE 6. WIND ENGINEERING STUDY OF DENVER SQUARE
DENVER, COLORADO. CONFIGURATION 2

TAP NUMBER	WIND DIRECTION	MAXIMUM MEAN PRESSURE COEFFICIENT	WIND DIRECTION	MINIMUM MEAN PRESSURE COEFFICIENT	WIND DIRECTION	MAXIMUM PEAK PRESSURE COEFFICIENT	WIND DIRECTION	MINIMUM PEAK PRESSURE COEFFICIENT
371	285	.082	75	-.303	285	.412	180	-.556
372	285	.102	75	-.262	225	.592	180	-.659
401	75	.459	120	-.702	75	.905	120	-1.567
402	60	.410	120	-.623	75	.762	135	-1.289
403	45	.378	135	-.513	45	.795	135	-1.429
404	30	.370	315	-.576	30	.747	315	-1.866
405	15	.427	315	-.623	15	.780	315	-1.530
406	0	.468	315	-.659	0	.863	330	-2.591
407	75	.586	120	-.614	75	1.015	120	-1.320
408	45	.580	135	-.475	60	1.046	135	-1.311
409	30	.572	315	-.499	30	.950	315	-1.376
410	15	.609	315	-.554	0	1.004	315	-1.693
411	90	.499	120	-.595	75	1.084	135	-1.536
412	60	.584	120	-.610	75	.995	135	-1.477
413	60	.587	135	-.496	60	.936	135	-1.278
414	30	.599	315	-.542	30	.995	315	-1.418
415	15	.633	315	-.541	15	.994	315	-1.855
416	0	.545	315	-.512	0	.999	315	-1.736
417	90	.444	120	-.580	75	.977	135	-1.412
418	0	.498	315	-.439	0	.959	315	-1.854
419	90	.417	120	-.575	75	.921	135	-1.617
420	60	.504	120	-.544	75	.982	135	-1.785
421	60	.566	135	-.482	45	.991	135	-1.818
422	30	.562	315	-.385	30	.953	315	-1.785
423	15	.513	315	-.411	15	.966	315	-2.136
424	15	.329	315	-.408	0	.840	315	-1.722
425	90	.387	120	-.590	90	.861	135	-2.071
426	15	.201	315	-.389	0	.607	315	-1.609
427	90	.336	135	-.498	90	.849	135	-2.103
428	60	.439	135	-.452	60	.948	135	-1.660
429	60	.475	255	-.402	75	.934	135	-1.361
430	30	.456	255	-.377	15	.902	315	-1.357
431	30	.338	255	-.364	15	.728	315	-1.345
432	15	.005	255	-.373	30	.319	315	-1.467
433	90	.272	135	-.547	90	.898	135	-2.049
434	15	-.036	105	-.590	15	.324	315	-1.286
435	60	.272	255	-.510	90	.786	150	-1.786
436	45	.384	255	-.448	30	.944	165	-1.362
437	45	.387	255	-.433	45	.920	300	-1.179
438	45	.179	255	-.396	45	.699	300	-.972

TABLE 6. WIND ENGINEERING STUDY OF DENVER SQUARE
DENVER, COLORADO. CONFIGURATION 2

TAP NUMBER	WIND DIRECTION	MAXIMUM MEAN PRESSURE COEFFICIENT	WIND DIRECTION	MINIMUM MEAN PRESSURE COEFFICIENT	WIND DIRECTION	MAXIMUM PEAK PRESSURE COEFFICIENT	WIND DIRECTION	MINIMUM PEAK PRESSURE COEFFICIENT
439	90	.196	255	-.543	90	.762	165	-1.611
440	60	.316	255	-.513	75	.872	135	-1.778
441	30	.340	255	-.480	60	.763	165	-1.423
442	45	.312	255	-.444	30	.770	300	-.903
443	30	.201	255	-.420	30	.652	300	-.924
444	15	-.051	255	-.402	60	.229	300	-.978
445	90	.152	255	-.530	75	.671	150	-1.844
446	15	-.073	255	-.479	15	.356	300	-.847
447	90	.148	150	-.495	75	.728	150	-1.882
448	60	.200	150	-.413	75	.658	150	-1.403
449	45	.200	180	-.464	45	.532	300	-.927
450	45	.155	255	-.555	75	.532	255	-1.059
451	60	.060	255	-.528	60	.542	255	-1.073
452	0	-.041	255	-.509	60	.268	225	-1.178
453	90	.186	180	-.395	90	.422	150	-1.093
454	90	.209	285	-.372	165	.520	180	-.684
455	90	.217	255	-.551	0	.535	255	-.990
456	90	.231	180	-.387	45	.569	165	-1.497
457	60	.271	180	-.287	90	.664	180	-.695
458	90	.241	255	-.544	150	.714	255	-1.263
501	0	.009	210	-.804	315	.224	150	-1.719
502	330	-.102	75	-.777	315	.175	75	-1.334
503	270	-.057	75	-.906	315	.282	135	-1.705
504	195	-.005	0	-.898	225	.189	0	-1.417
505	195	.020	315	-.897	330	.317	315	-1.642
506	165	-.145	0	-.845	330	.254	330	-1.585
507	75	-.133	285	-.879	45	.201	315	-1.710
508	15	-.124	195	-.760	30	.098	135	-1.444

TABLE 6. WIND ENGINEERING STUDY OF DENVER SQUARE
DENVER, COLORADO. CONFIGURATION 3

TAP NUMBER	WIND DIRECTION	MAXIMUM MEAN PRESSURE COEFFICIENT	WIND DIRECTION	MINIMUM MEAN PRESSURE COEFFICIENT	WIND DIRECTION	MAXIMUM PEAK PRESSURE COEFFICIENT	WIND DIRECTION	MINIMUM PEAK PRESSURE COEFFICIENT
101	180	.449	210	-.830	165	.951	210	-2.348
102	165	.440	210	-.566	165	.954	210	-1.532
103	165	.377	225	-.545	150	.845	210	-1.277
104	135	.360	225	-.569	135	.883	225	-1.332
105	135	.358	45	-.610	135	1.014	30	-1.300
106	120	.385	30	-.662	150	.847	30	-1.267
107	120	.428	30	-.726	135	.817	30	-1.426
108	105	.468	30	-.748	105	.795	30	-1.995
109	180	.556	210	-.661	150	1.034	210	-1.662
110	150	.530	225	-.533	135	1.018	225	-1.015
111	120	.589	45	-.630	135	1.093	225	-1.168
112	105	.586	30	-.716	105	.966	30	-1.654
113	180	.500	210	-.611	180	1.023	210	-1.938
114	150	.506	210	-.574	150	.982	210	-1.514
115	150	.518	225	-.490	150	.957	210	-1.605
116	120	.488	225	-.523	135	1.036	45	-1.188
117	120	.554	45	-.641	105	.955	225	-1.276
118	120	.589	45	-.646	105	.971	60	-1.361
119	120	.586	30	-.743	120	1.005	75	-1.795
120	105	.551	30	-.836	105	.933	30	-2.362
121	180	.481	210	-.546	180	.986	210	-1.377
122	105	.505	30	-.839	105	.983	30	-2.288
123	180	.441	210	-.470	180	1.018	210	-1.542
124	150	.450	210	-.481	150	1.148	210	-1.332
125	150	.431	225	-.478	150	.873	210	-1.166
126	120	.421	225	-.501	135	.904	45	-1.177
127	120	.494	45	-.670	120	.939	45	-1.354
128	120	.513	45	-.744	120	.949	45	-1.346
129	120	.481	45	-.721	120	.937	60	-1.613
130	105	.407	30	-.826	90	.935	30	-2.227
131	180	.407	225	-.483	180	.928	210	-1.569
132	105	.347	30	-.817	90	.935	30	-2.191
133	180	.501	210	-.669	180	1.166	225	-1.868
134	180	.383	225	-.600	180	.844	225	-1.681
135	150	.279	225	-.587	150	.630	240	-1.505
136	120	.272	240	-.581	120	.652	240	-1.336
137	120	.364	240	-.572	120	.758	45	-1.458
138	120	.377	45	-.788	120	.797	45	-1.877
139	120	.362	45	-.831	120	.865	60	-1.950
140	90	.275	45	-.781	90	.821	45	-1.871

TABLE 6. WIND ENGINEERING STUDY OF DENVER SQUARE
DENVER, COLORADO. CONFIGURATION 3

TAP NUMBER	WIND DIRECTION	MAXIMUM MEAN PRESSURE COEFFICIENT	WIND DIRECTION	MINIMUM MEAN PRESSURE COEFFICIENT	WIND DIRECTION	MAXIMUM PEAK PRESSURE COEFFICIENT	WIND DIRECTION	MINIMUM PEAK PRESSURE COEFFICIENT
141	180	.514	225	-.660	180	1.195	225	-2.003
142	90	.263	45	-.769	90	.917	30	-2.245
143	180	.458	240	-.567	180	.958	225	-1.531
144	120	.087	255	-.570	120	.533	240	-1.044
145	90	.203	255	-.600	120	.730	45	-1.409
146	90	.219	45	-.688	90	.708	45	-1.758
147	180	.456	225	-.601	180	1.008	240	-1.457
148	180	.250	255	-.569	195	.675	225	-1.353
149	180	.034	240	-.579	120	.345	240	-1.281
150	120	.105	255	-.580	120	.520	240	-1.113
151	120	.170	255	-.591	120	.666	30	-1.612
152	90	.181	45	-.597	120	.643	30	-1.577
153	90	.218	30	-.683	120	.727	45	-1.830
154	90	.183	30	-.660	90	.715	15	-1.757
155	150	.187	240	-.573	150	.631	225	-1.378
156	90	.083	30	-.674	105	.512	30	-2.023
157	150	.154	240	-.597	150	.661	240	-1.586
158	150	.090	255	-.604	150	.347	240	-1.595
159	135	.054	255	-.622	135	.275	240	-1.264
160	135	.071	255	-.596	135	.316	255	-1.009
161	135	.069	285	-.432	165	.285	45	-1.083
162	90	.050	45	-.442	135	.255	45	-1.346
163	90	.053	45	-.568	90	.252	30	-1.785
164	120	.019	30	-.665	90	.294	30	-1.944
165	150	.132	255	-.585	150	.602	240	-1.312
166	135	.144	255	-.585	135	.444	270	-.961
167	135	.147	285	-.398	135	.420	45	-1.296
168	120	.081	45	-.463	120	.312	45	-1.051
169	180	.206	255	-.585	180	.799	240	-1.263
170	135	.192	255	-.567	135	.441	255	-1.016
171	120	.197	285	-.389	120	.653	45	-.912
172	120	.154	45	-.432	165	.574	45	-1.212
201	255	.455	300	-.913	255	.812	315	-1.834
202	240	.386	315	-.847	240	.738	300	-2.087
203	210	.390	315	-.735	195	.740	315	-1.556
204	210	.446	135	-.582	210	.827	345	-1.469
205	210	.453	135	-.621	210	.914	135	-1.573
206	195	.482	150	-.701	195	1.005	135	-2.355
207	255	.572	315	-.809	255	.949	315	-1.651
208	210	.576	315	-.555	225	1.038	330	-1.209

TABLE 6. WIND ENGINEERING STUDY OF DENVER SQUARE
DENVER, COLORADO. CONFIGURATION 3

TAP NUMBER	WIND DIRECTION	MAXIMUM MEAN PRESSURE COEFFICIENT	WIND DIRECTION	MINIMUM MEAN PRESSURE COEFFICIENT	WIND DIRECTION	MAXIMUM PEAK PRESSURE COEFFICIENT	WIND DIRECTION	MINIMUM PEAK PRESSURE COEFFICIENT
209	210	.588	135	-.532	210	1.139	135	-1.387
210	210	.472	135	-.595	195	1.047	165	-1.655
211	255	.547	315	-.951	255	.951	315	-1.992
212	240	.554	315	-.718	255	.967	315	-1.678
213	225	.595	330	-.583	225	1.021	315	-1.699
214	225	.532	135	-.587	210	1.013	135	-1.407
215	225	.397	135	-.591	210	1.022	135	-1.676
216	180	.440	150	-.567	180	.982	165	-1.576
217	255	.559	300	-.736	255	.987	315	-2.145
218	180	.297	135	-.582	180	1.035	150	-1.871
219	255	.495	330	-.557	255	.922	330	-1.892
220	240	.526	330	-.519	240	.954	330	-1.669
221	225	.523	90	-.485	225	.951	330	-1.244
222	225	.464	135	-.573	210	.908	135	-1.548
223	225	.346	135	-.615	210	.739	135	-2.095
224	180	.096	135	-.595	180	.907	135	-1.950
225	255	.516	90	-.546	255	.941	345	-1.878
226	210	.021	135	-.614	180	.797	135	-1.799
227	255	.426	90	-.570	255	.809	315	-1.586
228	255	.379	90	-.541	255	.842	330	-1.124
229	225	.339	90	-.538	225	.773	345	-1.265
230	225	.226	90	-.523	210	.536	135	-1.399
231	225	.199	135	-.593	210	.745	135	-1.997
232	210	.045	135	-.613	180	.779	135	-1.716
233	255	.372	105	-.577	255	.888	120	-1.456
234	180	.182	135	-.572	180	.773	135	-1.803
235	255	.304	90	-.557	240	.813	105	-.996
236	240	.082	105	-.555	240	.640	120	-1.134
237	240	.015	105	-.560	210	.285	120	-1.132
238	180	.257	105	-.558	180	.667	135	-1.447
239	255	.271	90	-.584	240	.785	315	-1.256
240	240	.181	105	-.542	255	.547	105	-1.061
241	240	.062	105	-.570	225	.358	120	-1.149
242	180	.009	105	-.564	210	.262	135	-1.321
243	180	.123	105	-.552	180	.441	135	-1.536
244	180	.266	105	-.545	180	.705	135	-1.606
245	255	.208	90	-.535	255	.734	315	-1.127
246	180	.089	105	-.560	180	.762	135	-1.253
247	240	.061	90	-.458	270	.557	0	-1.295
248	240	.037	90	-.471	270	.400	0	-.946

TABLE 6. WIND ENGINEERING STUDY OF DENVER SQUARE
DENVER, COLORADO. CONFIGURATION 3

TAP NUMBER	WIND DIRECTION	MAXIMUM MEAN PRESSURE COEFFICIENT	WIND DIRECTION	MINIMUM MEAN PRESSURE COEFFICIENT	WIND DIRECTION	MAXIMUM PEAK PRESSURE COEFFICIENT	WIND DIRECTION	MINIMUM PEAK PRESSURE COEFFICIENT
249	225	.014	90	-.538	210	.269	60	-1.037
250	225	.003	105	-.614	225	.245	105	-1.185
251	225	-.018	105	-.578	180	.443	120	-1.423
252	180	-.025	105	-.561	180	.563	120	-1.467
253	210	.048	90	-.395	225	.367	75	-.904
254	210	.054	90	-.522	210	.353	90	-1.028
255	225	.016	105	-.564	180	.407	120	-1.135
256	210	.115	90	-.385	225	.577	345	-.825
257	210	.130	90	-.508	210	.545	90	-1.037
258	225	.064	105	-.570	225	.443	120	-1.251
301	315	.065	30	-.529	330	.736	30	-3.045
302	315	.444	75	-.529	330	.929	30	-1.253
303	315	.487	75	-.540	315	.984	165	-1.631
304	315	.495	75	-.552	315	.985	165	-1.309
305	315	.479	75	-.570	345	1.001	45	-1.525
306	315	.469	75	-.534	330	1.039	210	-1.437
307	315	.429	225	-.520	330	.949	195	-1.548
308	285	.432	60	-.566	285	.894	75	-1.667
309	315	.362	30	-.572	315	.900	30	-1.989
310	315	.539	75	-.549	315	1.111	75	-1.046
311	300	.563	75	-.539	315	1.145	45	-.994
312	285	.532	60	-.545	285	1.039	90	-1.213
313	270	-.110	0	-.531	210	.292	30	-1.497
314	300	.168	75	-.542	300	.650	75	-1.709
315	300	.278	75	-.558	300	.702	75	-1.124
316	300	.350	75	-.576	345	.803	75	-1.369
317	300	.414	75	-.571	300	.898	75	-1.271
318	300	.440	75	-.533	300	.920	75	-1.174
319	285	.451	60	-.518	285	.945	225	-1.303
320	285	.431	60	-.569	285	.903	60	-1.232
321	225	-.105	75	-.536	270	.292	165	-1.185
322	285	.432	60	-.570	285	.979	75	-1.289
323	225	-.117	75	-.535	270	.729	60	-1.145
324	270	.087	75	-.544	270	.331	75	-1.057
325	270	.181	75	-.594	270	.543	75	-1.422
326	270	.222	75	-.609	270	.595	75	-1.335
327	270	.262	75	-.577	270	.650	60	-1.311
328	270	.320	210	-.526	270	.796	225	-1.369
329	285	.382	60	-.527	285	.931	225	-1.554
330	285	.415	60	-.571	285	.990	195	-1.399

TABLE 6. WIND ENGINEERING STUDY OF DENVER SQUARE
DENVER, COLORADO. CONFIGURATION 3

TAP NUMBER	WIND DIRECTION	MAXIMUM MEAN PRESSURE COEFFICIENT	WIND DIRECTION	MINIMUM MEAN PRESSURE COEFFICIENT	WIND DIRECTION	MAXIMUM PEAK PRESSURE COEFFICIENT	WIND DIRECTION	MINIMUM PEAK PRESSURE COEFFICIENT
331	210	-.135	75	-.535	165	.144	75	-1.246
332	285	.412	210	-.570	285	.978	225	-1.568
333	210	-.141	75	-.555	165	.108	75	-1.510
334	270	.022	75	-.572	270	.209	75	-1.668
335	270	.120	75	-.594	270	.351	75	-1.570
336	270	.184	75	-.616	270	.454	75	-1.484
337	270	.240	75	-.628	270	.609	75	-1.467
338	285	.303	75	-.560	270	.733	195	-1.345
339	285	.388	210	-.550	270	.825	225	-1.742
340	285	.442	225	-.664	285	.933	210	-2.352
341	210	-.137	75	-.546	165	.073	165	-1.214
342	285	.391	210	-.595	285	.943	210	-1.972
343	255	-.003	75	-.531	285	.245	75	-1.591
344	255	.113	75	-.581	270	.381	315	-1.440
345	270	.203	60	-.551	270	.618	60	-1.202
346	270	.287	105	-.512	285	.885	45	-1.182
347	210	-.139	60	-.520	165	.020	60	-1.258
348	255	-.025	75	-.529	255	.189	75	-1.287
349	255	.043	75	-.586	255	.291	75	-1.726
350	255	.080	75	-.627	255	.351	45	-1.410
351	270	.121	75	-.595	270	.446	45	-1.464
352	270	.160	180	-.534	0	.484	45	-1.083
353	270	.205	180	-.536	270	.613	180	-1.280
354	270	.226	105	-.544	285	.730	75	-1.308
355	210	-.140	75	-.643	180	.060	60	-1.399
356	255	.161	180	-.611	270	.631	180	-1.413
357	210	-.136	60	-.634	15	.331	15	-1.999
358	255	-.052	60	-.644	270	.160	45	-1.693
359	255	.026	60	-.639	315	.311	75	-1.158
360	255	.080	60	-.565	270	.413	45	-1.027
361	255	.130	60	-.476	270	.469	75	-1.125
362	255	.156	105	-.480	270	.518	180	-1.062
363	255	.151	180	-.651	285	.513	180	-1.580
364	255	.089	180	-.698	255	.507	180	-2.080
365	210	-.124	75	-.529	0	.201	75	-1.143
366	255	.046	75	-.413	270	.300	75	-.771
367	255	.144	90	-.401	270	.413	90	-.679
368	255	.096	105	-.397	300	.525	180	-.787
369	210	-.135	105	-.441	315	.199	75	-1.136
370	270	.066	75	-.391	315	.466	75	-.628

TABLE 6. WIND ENGINEERING STUDY OF DENVER SQUARE
DENVER, COLORADO. CONFIGURATION 3

TAP NUMBER	WIND DIRECTION	MAXIMUM MEAN PRESSURE COEFFICIENT	WIND DIRECTION	MINIMUM MEAN PRESSURE COEFFICIENT	WIND DIRECTION	MAXIMUM PEAK PRESSURE COEFFICIENT	WIND DIRECTION	MINIMUM PEAK PRESSURE COEFFICIENT
371	270	.176	90	-.373	255	.596	90	-.570
372	255	.141	105	-.330	255	.584	105	-.664
401	90	.421	150	-.522	75	.809	300	-1.429
402	30	.422	150	-.525	30	.980	135	-1.289
403	45	.376	150	-.558	30	1.058	150	-1.344
404	45	.321	300	-.665	30	.843	210	-2.064
405	45	.237	315	-.766	45	.593	210	-1.848
406	45	-.056	315	-.875	30	.738	330	-2.882
407	90	.565	255	-.480	30	1.000	135	-1.203
408	45	.570	300	-.535	30	1.065	300	-1.247
409	45	.528	300	-.614	30	.946	315	-1.520
410	60	.327	315	-.778	75	.686	330	-2.024
411	90	.595	255	-.517	90	.972	300	-1.308
412	60	.556	255	-.506	30	1.095	135	-1.284
413	60	.596	300	-.529	75	1.040	135	-1.528
414	60	.504	300	-.628	45	.881	300	-1.689
415	60	.356	315	-.637	45	.729	300	-1.955
416	60	-.017	315	-.602	165	.577	315	-2.119
417	90	.577	255	-.534	90	.929	300	-1.527
418	165	-.015	300	-.583	165	.683	315	-1.785
419	90	.552	255	-.504	90	.954	300	-1.445
420	90	.529	255	-.496	60	1.002	135	-1.462
421	45	.558	255	-.487	45	.986	150	-1.314
422	45	.476	300	-.564	75	.890	300	-1.507
423	60	.325	300	-.591	75	.755	285	-1.805
424	165	-.036	300	-.577	165	.695	315	-1.966
425	90	.478	255	-.495	90	.947	285	-1.510
426	60	-.029	300	-.554	165	.585	300	-1.732
427	90	.428	255	-.483	90	.995	150	-1.620
428	60	.424	255	-.479	30	1.000	150	-1.536
429	45	.488	255	-.488	60	.928	135	-1.369
430	45	.426	300	-.463	45	.962	300	-1.368
431	60	.284	300	-.479	75	.707	315	-1.949
432	45	-.043	300	-.486	165	.573	300	-1.619
433	90	.365	255	-.525	90	.786	135	-1.852
434	45	-.052	255	-.454	165	.682	300	-1.757
435	90	.320	255	-.505	15	.838	165	-1.544
436	45	.416	255	-.470	30	.907	150	-1.212
437	45	.424	255	-.456	45	.986	270	-1.098
438	45	.222	255	-.423	45	.663	300	-1.368

TABLE 6. WIND ENGINEERING STUDY OF DENVER SQUARE
DENVER, COLORADO. CONFIGURATION 3

TAP NUMBER	WIND DIRECTION	MAXIMUM MEAN PRESSURE COEFFICIENT	WIND DIRECTION	MINIMUM MEAN PRESSURE COEFFICIENT	WIND DIRECTION	MAXIMUM PEAK PRESSURE COEFFICIENT	WIND DIRECTION	MINIMUM PEAK PRESSURE COEFFICIENT
439	90	.273	255	-.503	15	.762	165	-1.595
440	30	.324	255	-.492	15	.923	165	-1.734
441	45	.372	255	-.476	30	.982	165	-1.410
442	45	.333	255	-.440	45	.857	255	-1.117
443	45	.219	255	-.412	45	.710	300	-1.087
444	45	-.059	315	-.431	165	.349	300	-1.180
445	90	.191	255	-.528	90	.709	0	-1.665
446	45	-.070	255	-.427	75	.320	240	-.895
447	90	.143	255	-.483	15	.579	0	-1.669
448	15	.244	255	-.447	30	.860	165	-1.703
449	45	.282	255	-.425	60	.806	165	-1.356
450	45	.275	255	-.440	60	.654	255	-.963
451	45	.196	255	-.415	45	.625	315	-.738
452	45	-.043	255	-.397	45	.379	180	-.883
453	15	.218	240	-.359	15	1.018	240	-1.221
454	90	.276	255	-.406	60	.783	255	-.928
455	90	.273	255	-.424	75	.735	255	-.966
456	90	.267	240	-.352	15	.638	240	-1.497
457	60	.328	255	-.405	15	.734	255	-.942
458	90	.317	255	-.425	120	.879	255	-.939
501	15	.014	150	-.867	330	.210	150	-1.756
502	0	-.086	90	-.731	315	.152	90	-1.580
503	0	.073	75	-.934	315	.396	75	-1.811
504	0	.028	90	-.873	15	.270	30	-1.777
505	195	.039	315	-.928	330	.353	315	-1.871
506	30	-.133	255	-.946	345	.321	330	-1.750
507	30	-.076	300	-1.136	135	.212	300	-2.067
508	15	-.060	255	-.950	30	.156	255	-1.458

TABLE 6 -- PEAK LOADS-- CONFIGURATION C -- DENVER SQUARE -- FAIRMONT HOTEL -- DENVER , COLORADO
 LARGEST VALUE OF ABS(CPHX) OR ABS(CPMIN) AND PSF LOAD FOR REFERENCE PRESSURE = 28 PSF, GLASS LOAD FACTOR = 0.73

TAP	AZI-MUTH	PRESS COEFF	PSF LOAD	TAP	AZI-MUTH	PRESS COEFF	PSF LOAD	TAP	AZI-MUTH	PRESS COEFF	PSF LOAD	TAP	AZI-MUTH	PRESS COEFF	PSF LOAD
1	345	.97	19.3	307	165	.68	13.6	517	15	1.04	20.8	711	75	1.05	21.1
165	1.02	20.0	308	153	1.05	21.0	518	180	1.52	30.4	712	15	1.88	37.6	
180	1.05	20.0	309	160	.68	13.6	519	195	1.58	31.7	713	15	1.39	31.7	
180	1.03	20.0	310	165	.68	13.6	520	270	1.71	34.2	714	75	1.31	26.3	
90	1.02	20.0	311	270	.99	19.8	521	180	1.80	36.0	715	75	1.50	29.9	
180	1.42	28.8	312	45	.80	15.9	522	165	.85	16.9	716	165	.86	17.3	
195	.93	18.6	313	60	.58	11.6	601	285	2.79	55.8	717	15	1.42	28.4	
90	1.67	33.3	314	135	.55	11.1	602	270	1.72	34.5	718	15	1.72	34.5	
180	1.25	25.0	315	165	.70	14.1	603	270	2.21	44.2	719	165	1.24	24.8	
195	.90	17.7	316	240	.95	19.0	604	270	1.49	29.9	720	165	1.01	20.1	
1	1.94	38.9	401	15	.58	11.1	605	270	1.04	20.7	721	150	.95	19.0	
1	1.51	30.1	402	15	.55	11.1	606	180	.89	17.8	722	150	1.61	32.2	
1	.74	14.4	403	165	.77	15.1	607	180	1.09	21.7	723	165	1.61	32.2	
1	1.45	29.0	404	165	.77	15.1	608	270	1.82	36.3	724	165	1.02	20.4	
101	1.00	20.0	405	165	.77	15.1	609	240	1.58	31.7	725	165	.89	17.7	
101	.88	18.6	406	165	.73	14.4	610	270	1.19	23.9	726	165	1.12	22.3	
101	.94	18.8	407	165	.67	13.4	611	180	.96	19.2	727	150	.89	17.8	
101	.99	19.8	408	0	.82	16.4	612	270	1.72	34.4	728	150	.86	17.1	
101	1.36	27.1	409	165	.60	11.1	613	270	1.61	32.3	729	150	.77	15.5	
106	.81	16.3	410	165	.62	12.5	614	240	1.59	31.8	730	255	.72	14.5	
107	.73	14.7	411	15	.64	12.8	615	255	1.00	20.0	731	315	.90	18.0	
108	.67	13.4	412	165	.70	13.9	616	165	.94	18.8	732	165	.71	14.2	
109	.70	14.1	413	345	.76	15.2	617	45	1.12	22.3	733	165	.66	13.2	
201	.76	15.3	414	15	.39	11.8	618	15	1.06	21.3	734	180	.51	10.2	
201	.65	13.1	415	315	.32	10.4	619	270	1.97	39.3	735	45	.60	12.0	
201	.91	18.2	416	165	.37	11.3	620	270	2.11	42.2	736	165	.82	16.4	
201	1.40	28.8	417	150	.36	11.1	621	255	1.52	30.4	737	165	.70	14.0	
201	1.02	20.0	418	345	.78	15.7	622	270	1.10	22.1	738	165	.65	13.1	
206	.75	15.0	419	165	.92	18.5	623	165	.83	16.6	739	165	1.11	22.3	
206	.72	14.5	420	120	.69	13.8	624	45	1.12	22.3	740	180	.58	11.6	
206	.70	14.1	421	165	1.10	21.9	625	30	.92	18.5	741	15	.59	11.9	
206	.78	15.7	422	150	.97	19.3	626	255	2.16	43.2	742	15	.60	12.0	
206	.62	13.4	423	165	.76	15.1	627	240	2.04	40.7	801	45	2.00	40.0	
206	1.04	20.0	424	150	.93	18.6	628	255	1.21	24.2	802	60	1.25	24.4	
206	1.07	21.4	501	345	.98	39.9	629	165	.89	17.7	803	60	1.34	26.8	
206	.78	15.6	502	90	.29	4.5	630	165	.87	17.3	804	75	.93	18.6	
206	.51	10.3	503	90	.41	28.3	631	13	1.90	37.9	805	270	1.58	31.5	
206	.60	12.0	504	255	.32	26.4	632	13	1.70	34.0	806	270	1.76	35.3	
206	.63	12.7	505	195	.83	36.5	633	180	1.10	22.1	807	270	3.19	63.9	
206	.76	15.2	506	210	1.40	28.0	634	180	1.11	22.2	808	45	1.24	24.8	
206	.57	11.1	507	210	1.19	23.8	701	180	1.07	21.5	809	75	1.07	21.5	
206	.64	12.8	508	135	.43	28.6	702	255	1.04	20.7	810	210	1.23	24.7	
206	.73	14.6	509	150	.32	26.6	703	195	.88	17.6	811	270	2.23	44.7	
206	.72	14.3	510	210	1.40	28.0	704	210	.90	18.1	812	90	1.13	22.6	
301	1.22	24.4	511	150	1.29	25.5	705	345	.85	16.9	813	30	1.05	21.0	
301	.96	19.9	512	15	1.46	29.7	706	180	1.27	25.5	814	90	.97	19.4	
301	1.14	22.7	513	150	.87	17.3	707	270	1.05	21.0	815	75	.95	19.0	
301	.96	19.9	514	120	1.00	20.1	708	150	1.06	21.2	816	255	1.31	26.2	
301	1.11	22.2	515	180	.84	16.8	709	90	1.29	25.7	817	210	1.75	35.0	
306	.57	11.4	516	15	1.28	25.6	710	15	1.26	25.1	818	195	1.85	37.0	

TABLE 6 -- PEAK LOADS-- CONFIGURATION C -- DENVER SQUARE -- FAIRMONT HOTEL -- DENVER , COLORADO
 LARGEST VALUE OF ABS(CPMAX) OR ABS(CPMIN) AND PSF LOAD FOR REFERENCE PRESSURE = 28 PSF, GLASS LOAD FACTOR = 0.73

TAP	AZI-NUTH	PRESS COEFF	PSF LOAD	TAP	AZI-NUTH	PRESS COEFF	PSF LOAD	TAP	AZI-NUTH	PRESS COEFF	PSF LOAD	TAP	AZI-NUTH	PRESS COEFF	PSF LOAD
819	45	1.10	22.0	834	45	1.41	28.2	910	105	1.97	39.5	925	165	.91	18.3
820	45	1.11	22.1	835	105	1.09	21.8	911	120	1.43	28.7	926	150	.99	19.9
821	45	1.13	22.6	836	190	1.04	20.8	912	120	1.01	20.2	927	45	.66	13.2
822	75	.89	17.8	837	165	.56	11.1	913	120	1.17	23.4	928	45	.68	13.6
823	225	1.44	28.7	838	255	1.06	21.1	914	90	1.57	31.3	929	105	.80	16.0
824	225	1.62	32.4	839	255	1.04	20.7	915	105	1.58	31.6	930	105	1.07	21.3
825	210	1.78	35.6	901	120	2.65	53.1	916	105	1.17	23.4	931	45	.64	12.7
826	75	1.01	20.1	902	120	1.81	36.2	917	120	.99	19.9	932	120	.59	11.8
827	30	1.07	21.5	903	120	1.30	26.0	918	120	1.23	24.6	933	150	.95	19.1
828	75	1.20	24.1	904	165	.99	19.9	919	105	1.92	38.3	934	45	.60	12.1
829	270	.37	7.4	905	345	1.16	23.3	920	105	1.66	32.3	935	60	.65	13.1
830	330	1.25	25.8	906	120	2.05	41.0	921	120	.85	17.0	936	60	.60	12.1
831	240	2.14	42.8	907	120	1.18	23.7	922	120	.75	14.9	937	145	.65	13.0
832	165	.32	6.5	908	345	1.14	22.8	923	315	.95	19.0	938	165	.57	11.5
833	60	1.41	28.3	909	90	1.75	35.0	924	120	1.77	35.4	939	90	.91	18.3

TABLE 6 -- PEAK LOADS-- CONFIGURATION C -- DENVER SQUARE -- FAIRMONT HOTEL -- DENVER , COLORADO
 LARGEST VALUE OF ABS(CPMAX) OR ABS(CPMIN) AND PSF LOAD FOR REFERENCE PRESSURE = 28 PSF

TAP	AZI- MUTH	PRESS COEFF	PSF LOAD	TAP	AZI- MUTH	PRESS COEFF	PSF LOAD	TAP	AZI- MUTH	PRESS COEFF	PSF LOAD	TAP	AZI- MUTH	PRESS COEFF	PSF LOAD
1	345	.97	27.2	307	165	.68	19.1	517	15	1.04	29.2	711	75	1.05	29.5
2	165	1.02	28.8	308	15	1.05	29.3	518	180	1.52	42.5	712	15	1.88	52.6
3	165	1.03	29.9	309	160	1.03	29.9	519	195	1.58	44.4	713	15	1.59	44.4
4	180	1.03	29.8	310	165	1.03	29.8	520	270	1.71	47.8	714	15	1.31	36.8
5	90	1.02	28.8	311	270	1.02	28.8	521	180	1.80	50.4	715	75	1.30	41.9
6	180	1.42	39.9	312	45	1.42	22.3	522	165	2.85	23.7	716	165	1.88	22.2
7	195	.93	26.0	313	60	.93	16.2	601	285	2.79	78.1	717	15	1.42	39.8
8	90	1.67	46.8	314	135	1.67	15.5	602	270	1.72	48.3	718	15	1.72	48.2
9	180	1.23	35.8	315	165	1.23	19.7	603	270	2.21	61.8	719	165	1.24	34.7
10	195	.90	25.5	316	240	.90	26.6	604	270	1.49	41.8	720	165	1.01	28.2
11	75	1.94	44.4	401	15	1.94	16.2	605	270	1.04	29.0	721	150	.95	26.6
12	195	1.51	42.2	402	15	1.51	21.1	606	180	.89	24.9	722	150	1.61	45.0
13	180	1.74	42.0	403	165	1.74	21.2	607	180	1.09	30.4	723	165	1.61	45.1
14	90	1.43	39.8	404	165	1.43	20.8	608	270	1.82	50.8	724	165	1.02	28.6
15	105	1.00	29.8	405	165	1.00	19.9	609	240	1.58	44.3	725	165	.89	24.9
16	105	.88	26.6	406	165	.88	17.3	610	270	1.19	33.4	726	165	1.12	31.3
17	180	.94	26.3	407	165	.94	18.8	611	180	1.96	48.9	727	150	.89	24.7
18	90	.99	27.7	408	165	.99	18.2	612	270	1.72	48.1	728	150	.86	23.9
19	105	.36	38.8	409	16	.36	16.7	613	270	1.61	45.2	729	150	.77	21.7
20	106	.81	22.2	410	16	.81	17.4	614	240	1.59	44.5	730	255	.72	20.0
21	107	.73	20.0	411	15	.73	17.9	615	255	1.00	28.0	731	315	.90	25.2
22	108	.67	18.8	412	165	.67	19.5	616	165	.94	26.3	732	165	.71	19.8
23	109	.70	19.7	413	345	.70	21.3	617	45	1.12	31.2	733	165	.66	18.5
24	30	.76	21.4	414	13	.76	16.5	618	15	1.06	29.8	734	180	.51	14.2
25	30	.65	18.3	415	31	.65	14.5	619	270	1.97	55.1	735	45	.60	16.8
26	105	.91	25.5	416	165	.91	15.8	620	270	2.11	59.1	736	165	.82	22.9
27	120	1.40	39.2	417	150	1.40	15.6	621	255	1.52	42.6	737	165	.70	19.6
28	105	1.02	28.6	418	345	1.02	22.0	622	270	1.10	30.9	738	165	.65	18.3
29	30	.75	21.0	419	165	.75	25.8	623	165	.83	23.2	739	165	1.11	31.2
30	75	.72	20.0	420	120	.72	19.3	624	45	1.12	31.3	740	180	.58	16.7
31	270	.70	19.7	421	165	.70	30.7	625	30	.92	25.9	741	15	.59	16.2
32	30	.78	21.9	422	150	.78	27.1	626	255	2.16	60.5	742	15	.60	16.8
33	90	.62	17.4	423	165	.62	21.2	627	240	2.04	57.0	801	45	.00	56.1
34	105	.04	22.2	424	150	.04	26.0	628	255	1.21	33.9	802	60	1.35	34.9
35	330	.07	22.9	501	345	.07	55.3	629	165	.89	24.8	803	60	1.34	37.0
36	30	.78	21.9	502	90	.78	64.2	630	165	.87	24.2	804	75	.93	26.0
37	330	.51	14.4	503	90	.51	39.6	631	15	1.90	53.1	805	270	1.58	44.1
38	210	.60	16.8	504	255	.60	37.0	632	15	1.70	47.6	806	270	1.76	49.4
39	90	.63	17.8	505	165	.63	51.2	633	180	1.10	30.9	807	270	3.19	89.4
40	210	.76	21.5	506	195	.76	39.2	634	180	1.11	31.0	808	45	1.24	34.7
41	90	.57	16.1	507	210	.57	33.3	701	180	1.07	30.1	809	75	1.07	30.1
42	210	.64	17.9	508	135	.64	40.0	702	255	1.04	29.9	810	210	1.23	34.4
43	225	.73	20.4	509	150	.73	36.8	703	195	.88	24.6	811	270	2.23	62.5
44	180	.72	20.1	510	210	.72	39.2	704	210	.90	25.3	812	90	1.13	31.7
45	15	1.22	22.2	511	150	1.22	36.0	705	345	.85	23.7	813	30	1.05	29.3
46	15	.96	22.8	512	15	.96	40.9	706	180	1.27	35.7	814	90	.97	27.2
47	345	1.14	22.8	513	150	1.14	40.9	707	270	1.05	29.4	815	75	.95	26.7
48	150	.96	26.8	514	120	.96	28.1	708	150	1.06	29.7	816	255	1.31	36.7
49	270	1.11	26.0	515	180	1.11	28.4	709	90	1.29	36.0	817	210	1.75	49.0
50	315	.57	16.0	516	15	.57	35.8	710	15	1.26	35.2	818	195	1.85	51.7

TABLE 6 -- PEAK LOADS-- CONFIGURATION C -- DENVER SQUARE -- FAIRMONT HOTEL -- DENVER , COLORADO
 LARGEST VALUE OF ABS(CPMAX) OR ABS(CPMIN) AND PSF LOAD FOR REFERENCE PRESSURE = 28 PSF

TAP	AZI- MUTH	PRESS COEFF	PSF LOAD	TAP	AZI- MUTH	PRESS COEFF	PSF LOAD	TAP	AZI- MUTH	PRESS COEFF	PSF LOAD	TAP	AZI- MUTH	PRESS COEFF	PSF LOAD
819	45	1.10	30.8	834	45	1.41	39.4	910	105	1.97	55.2	925	165	.91	25.6
820	45	1.11	31.0	835	105	1.09	30.5	911	120	1.43	40.2	926	150	.99	27.8
821	45	1.13	31.6	836	90	1.04	29.1	912	120	1.01	28.3	927	45	.66	18.5
822	75	.89	24.9	837	165	.56	15.6	913	120	1.17	32.8	928	45	.68	19.0
823	225	1.44	40.2	838	255	1.06	29.6	914	90	1.57	43.9	929	105	.80	22.4
824	225	1.62	45.4	839	255	1.04	29.0	915	105	1.58	44.2	930	105	1.07	29.9
825	210	1.78	49.8	901	120	2.65	74.3	916	105	1.17	32.7	931	45	.64	17.8
826	75	1.01	28.2	902	120	1.81	50.6	917	120	.99	27.8	932	120	.59	16.5
827	30	1.07	30.1	903	120	1.30	36.4	918	120	1.23	34.4	933	150	.95	26.7
828	75	1.20	33.7	904	165	.99	27.9	919	105	1.92	53.6	934	45	.60	16.9
829	270	1.37	38.3	905	345	1.16	32.6	920	105	1.62	43.2	935	60	.63	18.3
830	255	1.29	36.2	906	120	2.05	57.5	921	120	.85	23.8	936	60	.60	16.9
831	240	2.14	60.0	907	120	1.18	33.1	922	120	.75	20.9	937	45	.65	18.2
832	165	.32	9.1	908	345	1.14	31.9	923	315	.95	26.6	938	165	.57	16.1
833	60	1.41	39.6	909	90	1.75	49.0	924	120	1.77	49.5	939	90	.91	25.6

APPENDIX A
PRESSURE DATA

Note: Pressure coefficients are defined in Section 4.3.
Pressure tap designation is explained in Figure 3.

WIND ENGINEERING STUDY OF DENVER SQUARE
DENVER, COLORADO. CONFIGURATION 1
WIND DIRECTION 0

PRFSSURE TAP NUMBER	MEAN PRESSURE COEFFICIENT	RMS PRESSURE COEFFICIENT	MAXIMUM PRESSURE COEFFICIENT	MINIMUM PRESSURE COEFFICIENT	PRESSURE TAP NUMBER	MEAN PRESSURE COEFFICIENT	RMS PRESSURE COEFFICIENT	MAXIMUM PRESSURE COEFFICIENT	MINIMUM PRESSURE COEFFICIENT
101	-.394	.062	-.175	-.746	156	-.498	.102	-.236	-.962
102	-.386	.050	-.232	-.629	157	-.179	.113	.213	-.573
103	-.398	.055	-.219	-.708	158	-.176	.095	.155	-.617
104	-.403	.053	-.219	-.682	159	-.215	.106	.111	-.666
105	-.383	.039	-.250	-.545	160	-.297	.136	.104	-.854
106	-.373	.037	-.263	-.516	161	-.479	.150	.108	-1.157
107	-.370	.038	-.239	-.504	162	-.557	.137	.002	-1.290
108	-.366	.038	-.234	-.491	163	-.547	.118	-.144	-1.427
109	-.397	.053	-.250	-.730	164	-.535	.114	-.252	-1.340
110	-.393	.040	-.279	-.560	165	-.103	.081	.240	-.413
111	-.380	.034	-.285	-.517	166	-.159	.100	.186	-.632
112	-.370	.035	-.272	-.514	167	-.435	.146	.068	-1.118
113	-.426	.061	-.278	-.726	168	-.527	.121	-.216	-1.202
114	-.407	.044	-.295	-.563	169	-.113	.086	.227	-.509
115	-.410	.041	-.295	-.571	170	-.153	.101	.119	-.677
116	-.405	.040	-.303	-.591	171	-.410	.168	.116	-1.050
117	-.393	.035	-.286	-.651	172	-.533	.141	-.131	-1.179
118	-.382	.034	-.284	-.541	201	-.386	.038	-.266	-.537
119	-.381	.036	-.266	-.544	202	-.387	.037	-.271	-.518
120	-.377	.036	-.264	-.533	203	-.393	.038	-.269	-.545
121	-.430	.058	-.275	-.701	204	-.390	.040	-.253	-.532
122	-.377	.039	-.229	-.520	205	-.390	.041	-.229	-.575
123	-.443	.064	-.250	-.824	206	-.386	.045	-.189	-.613
124	-.439	.046	-.284	-.655	207	-.388	.037	-.262	-.534
125	-.448	.052	-.301	-.646	208	-.387	.036	-.266	-.518
126	-.450	.054	-.311	-.698	209	-.401	.038	-.268	-.550
127	-.450	.057	-.295	-.887	210	-.388	.042	-.223	-.600
128	-.439	.052	-.272	-.636	211	-.392	.038	-.274	-.546
129	-.426	.045	-.276	-.626	212	-.391	.038	-.271	-.548
130	-.416	.044	-.241	-.614	213	-.411	.041	-.278	-.545
131	-.441	.063	-.216	-.704	214	-.410	.040	-.272	-.580
132	-.447	.053	-.275	-.665	215	-.406	.040	-.284	-.569
133	-.398	.060	-.198	-.669	216	-.403	.044	-.252	-.587
134	-.389	.069	-.077	-.791	217	-.399	.040	-.261	-.527
135	-.413	.078	-.087	-.909	218	-.420	.047	-.261	-.619
136	-.446	.078	-.156	-.767	219	-.399	.043	-.255	-.623
137	-.448	.061	-.243	-.716	220	-.399	.043	-.259	-.651
138	-.432	.054	-.281	-.734	221	-.423	.044	-.288	-.591
139	-.421	.052	-.249	-.612	222	-.429	.042	-.297	-.587
140	-.413	.052	-.197	-.608	223	-.430	.043	-.309	-.591
141	-.387	.083	-.077	-.743	224	-.434	.050	-.261	-.677
142	-.425	.061	-.210	-.701	225	-.408	.048	-.230	-.582
143	-.250	.103	-.176	-.680	226	-.458	.059	-.268	-.760
144	-.298	.150	.399	-.659	227	-.407	.054	-.233	-.638
145	-.469	.080	-.215	-.809	228	-.414	.054	-.246	-.644
146	-.435	.066	-.239	-.813	229	-.439	.057	-.272	-.657
147	-.284	.088	.060	-.666	230	-.466	.060	-.307	-.757
148	-.238	.098	.242	-.581	231	-.482	.067	-.261	-.872
149	-.283	.122	.284	-.651	232	-.492	.081	-.217	-.935
150	-.396	.110	.293	-.786	233	-.327	.060	-.113	-.530
151	-.497	.083	-.117	-.884	234	-.492	.119	-.135	-1.229
152	-.480	.078	-.233	-.990	235	-.329	.068	-.131	-.551
153	-.456	.075	-.245	-.840	236	-.394	.078	-.129	-.758
154	-.442	.070	-.197	-.806	237	-.420	.092	.002	-.848
155	-.211	.101	.144	-.578	238	-.463	.148	-.005	-1.220

WIND ENGINEERING STUDY OF DENVER SQUARE
DENVER, COLORADO. CONFIGURATION 1
WIND DIRECTION 0

PRESSURE TAP NUMBER	MEAN PRESSURE COEFFICIENT	RMS PRESSURE COEFFICIENT	MAXIMUM PRESSURE COEFFICIENT	MINIMUM PRESSURE COEFFICIENT	PRESSURE TAP NUMBER	MEAN PRESSURE COEFFICIENT	RMS PRESSURE COEFFICIENT	MAXIMUM PRESSURE COEFFICIENT	MINIMUM PRESSURE COEFFICIENT
239	-.311	.072	-.080	-.633	334	.116	.112	.491	-.521
240	-.335	.071	-.125	-.695	335	.097	.062	.341	-.177
241	-.401	.091	-.149	-.878	336	.058	.047	.248	-.069
242	-.403	.097	-.078	-.869	337	-0.000	.039	.162	-.152
243	-.376	.105	.050	-.965	338	-.058	.033	.083	-.204
244	-.411	.162	.038	-1.292	339	-.123	.030	.011	-.221
245	-.314	.088	-.063	-.752	340	-.239	.039	-.107	-.374
246	-.298	.154	.164	-1.099	341	-.085	.217	.671	-.802
247	-.332	.110	.056	-.944	342	-.244	.047	-.065	-.437
248	-.354	.120	-.057	-1.001	343	-.001	.183	.527	-.665
249	-.427	.155	-.093	-1.407	344	.077	.055	.314	-.128
250	-.287	.125	.138	-.913	345	.008	.041	.185	-.116
251	-.209	.142	.222	-.796	346	-.099	.040	.072	-.234
252	-.235	.167	.275	-.907	347	-.134	.214	.473	-.983
253	-.347	.119	-.078	-1.363	348	.061	.107	.372	-.579
254	-.382	.122	.071	-.856	349	.049	.058	.318	-.257
255	-.151	.131	.254	-.827	350	.021	.044	.233	-.176
256	-.337	.122	-.074	-1.513	351	-.015	.035	.147	-.141
257	-.365	.141	.162	-.952	352	-.047	.032	.116	-.164
258	-.134	.140	.363	-1.398	353	-.103	.035	.026	-.234
301	.198	.182	.632	-.945	354	-.219	.053	-.062	-.437
302	.134	.100	.446	-.230	355	-.201	.196	.501	-.883
303	.088	.087	.377	-.223	356	-.200	.058	-.041	-.518
304	.075	.080	.339	-.248	357	-.145	.143	.500	-.701
305	.046	.076	.339	-.306	358	-.039	.112	.408	-.501
306	.022	.071	.315	-.306	359	.003	.073	.327	-.360
307	-.034	.063	.224	-.319	360	.018	.052	.249	-.284
308	-.202	.043	-.044	-.347	361	.005	.040	.147	-.129
309	.244	.193	.783	-.479	362	-.023	.035	.102	-.125
310	.159	.084	.460	-.099	363	-.070	.035	.041	-.182
311	.130	.073	.370	-.112	364	-.191	.058	-.017	-.452
312	-.005	.060	.220	-.202	365	-.043	.098	.389	-.401
313	.173	.241	.743	-.740	366	.019	.076	.290	-.350
314	.258	.112	.587	-.514	367	.027	.048	.264	-.110
315	.189	.083	.441	-.086	368	-.053	.045	.113	-.242
316	.129	.069	.325	-.111	369	-.004	.100	.506	-.524
317	.041	.062	.288	-.181	370	.063	.080	.422	-.221
318	-.030	.054	.197	-.217	371	.058	.053	.255	-.131
319	-.130	.044	.067	-.275	372	-.016	.048	.182	-.191
320	-.291	.035	-.140	-.406	401	-.206	.038	-.059	-.378
321	.110	.230	.737	-.906	402	.054	.064	.263	-.197
322	-.306	.037	-.156	-.437	403	.135	.079	.405	-.175
323	.022	.222	.658	-.941	404	.235	.097	.495	-.159
324	.155	.116	.497	-.639	405	.317	.113	.640	-.101
325	.099	.080	.411	-.169	406	.493	.143	.842	-.047
326	.041	.061	.264	-.156	407	.157	.079	.435	-.151
327	-.044	.046	.121	-.188	408	.359	.111	.679	-.075
328	-.102	.040	.052	-.243	409	.359	.113	.777	-.035
329	-.190	.035	-.007	-.306	410	.582	.139	1.039	.104
330	-.314	.037	-.182	-.456	411	-.179	.040	-.019	-.300
331	-.046	.231	.686	-.791	412	.086	.072	.308	-.140
332	-.311	.040	-.162	-.476	413	.233	.085	.508	-.034
333	-.033	.214	.695	-.767	414	.434	.113	.752	.066

WIND ENGINEERING STUDY OF DENVER SQUARE
 DENVER, COLORADO. CONFIGURATION I
 WIND DIRECTION 0

PRESSURE TAP NUMBER	MEAN PRESSURE COEFFICIENT	RMS PRESSURE COEFFICIENT	MAXIMUM PRESSURE COEFFICIENT	MINIMUM PRESSURE COEFFICIENT	PRESSURE TAP NUMBER	MEAN PRESSURE COEFFICIENT	RMS PRESSURE COEFFICIENT	MAXIMUM PRESSURE COEFFICIENT	MINIMUM PRESSURE COEFFICIENT
415	.526	.132	.911	.106	451	.183	.087	.680	-.026
416	.576	.150	.970	.081	452	.134	.099	.632	-.129
417	-.187	.045	-.022	-.342	453	.087	.070	.356	-.162
418	.534	.164	1.000	.038	454	.216	.081	.534	.018
419	-.238	.049	-.046	-.402	455	.150	.084	.567	-.111
420	.060	.076	.338	-.170	456	.138	.077	.443	-.101
421	.195	.034	.448	-.015	457	.258	.098	.719	.030
422	.353	.107	.751	.093	458	.217	.094	.608	.018
423	.460	.126	.889	.126	501	-.017	.047	.110	-.228
424	.479	.147	.892	.125	502	-.314	.083	-.047	-.596
425	-.256	.052	-.075	-.457	503	-.528	.079	-.156	-.853
426	.431	.150	.921	.006	504	-.900	.145	-.292	-1.485
427	-.270	.057	-.056	-.452	505	-.666	.362	.106	-1.571
428	.017	.064	.269	-.150	506	-.931	.153	-.333	-1.366
429	.147	.074	.536	-.024	507	-.441	.055	-.268	-.762
430	.321	.095	.701	.082	508	-.171	.084	.007	-.581
431	.377	.111	.805	.078					
432	.396	.143	.965	.012					
433	-.248	.060	-.029	-.423					
434	.399	.142	.872	.072					
435	.073	.079	.338	-.212					
436	.284	.104	.656	.039					
437	.333	.109	.749	.063					
438	.391	.131	.923	.054					
439	-.223	.065	.036	-.447					
440	.091	.071	.408	-.120					
441	.194	.084	.593	-.033					
442	.307	.105	.743	.018					
443	.337	.115	.774	.033					
444	.312	.124	.915	-.026					
445	-.207	.040	.138	-.540					
446	.250	.139	.830	-.179					
447	-.163	.078	.200	-.494					
448	.108	.074	.447	-.105					
449	.165	.079	.530	-.014					
450	.147	.084	.644	.012					

WIND ENGINEERING STUDY OF DENVER SQUARE
DENVER, COLORADO. CONFIGURATION 1
WIND DIRECTION 15

PRESSURE TAP NUMBER	MEAN PRESSURE COEFFICIENT	RMS PRESSURE COEFFICIENT	MAXIMUM PRESSURE COEFFICIENT	MINIMUM PRESSURE COEFFICIENT	PRESSURE TAP NUMBER	MEAN PRESSURE COEFFICIENT	RMS PRESSURE COEFFICIENT	MAXIMUM PRESSURE COEFFICIENT	MINIMUM PRESSURE COEFFICIENT
101	-.567	.134	-.170	-1.351	156	-.619	.123	-.282	-1.392
102	-.498	.088	-.145	-.874	157	-.169	.094	.136	-.498
103	-.482	.083	-.155	-1.019	158	-.167	.072	.073	-.523
104	-.464	.070	-.197	-.867	159	-.183	.088	.127	-.642
105	-.449	.052	-.275	-.651	160	-.229	.136	.086	-.794
106	-.429	.046	-.266	-.607	161	-.413	.199	.117	-1.162
107	-.427	.047	-.255	-.596	162	-.579	.193	.005	-1.309
108	-.418	.046	-.240	-.592	163	-.646	.160	-.118	-1.446
109	-.533	.099	-.240	-1.065	164	-.672	.198	-.329	-2.404
110	-.451	.056	-.250	-.655	165	-.111	.065	.147	-.418
111	-.422	.044	-.265	-.570	166	-.132	.083	.141	-.604
112	-.404	.044	-.247	-.552	167	-.425	.178	.067	-1.045
113	-.540	.089	-.302	-.982	168	-.575	.136	-.191	-1.157
114	-.503	.071	-.305	-.786	169	-.115	.069	.218	-.421
115	-.481	.058	-.327	-.715	170	-.123	.076	.117	-.647
116	-.460	.052	-.303	-.670	171	-.351	.191	.221	-1.060
117	-.439	.047	-.290	-.608	172	-.550	.146	-.145	-1.266
118	-.420	.044	-.283	-.584	201	-.349	.038	-.218	-.479
119	-.417	.045	-.280	-.608	202	-.347	.038	-.212	-.485
120	-.409	.044	-.277	-.583	203	-.352	.038	-.232	-.497
121	-.541	.092	-.314	-.987	204	-.341	.041	-.197	-.475
122	-.417	.049	-.238	-.602	205	-.367	.047	-.155	-.568
123	-.562	.102	-.297	-1.138	206	-.428	.072	-.181	-.753
124	-.524	.076	-.289	-.806	207	-.350	.036	-.222	-.510
125	-.520	.069	-.315	-.809	208	-.342	.037	-.083	-.523
126	-.508	.067	-.294	-.737	209	-.356	.042	-.142	-.541
127	-.503	.063	-.331	-.715	210	-.376	.051	-.096	-.607
128	-.492	.059	-.334	-.706	211	-.352	.036	-.246	-.469
129	-.480	.057	-.290	-.713	212	-.347	.036	-.211	-.466
130	-.466	.056	-.284	-.707	213	-.372	.038	-.232	-.495
131	-.571	.113	-.255	-1.151	214	-.375	.039	-.236	-.516
132	-.508	.062	-.323	-.799	215	-.394	.043	-.253	-.593
133	-.501	.097	-.220	-.901	216	-.438	.057	-.263	-.712
134	-.511	.090	-.118	-.904	217	-.361	.035	-.242	-.486
135	-.535	.086	-.189	-.944	218	-.448	.058	-.268	-.681
136	-.540	.082	-.307	-.981	219	-.360	.037	-.244	-.502
137	-.518	.067	-.311	-.783	220	-.361	.038	-.254	-.500
138	-.509	.063	-.298	-.813	221	-.395	.044	-.254	-.596
139	-.504	.060	-.303	-.726	222	-.402	.043	-.246	-.601
140	-.497	.059	-.314	-.716	223	-.423	.049	-.254	-.625
141	-.437	.099	-.073	-1.007	224	-.469	.066	-.268	-.735
142	-.514	.066	-.307	-.766	225	-.364	.048	-.208	-.538
143	-.300	.132	.170	-.788	226	-.484	.075	-.256	-.795
144	-.421	.151	.120	-.862	227	-.356	.053	-.146	-.655
145	-.573	.096	-.314	-1.039	228	-.367	.052	-.191	-.603
146	-.544	.076	-.300	-.862	229	-.414	.058	-.267	-.684
147	-.302	.093	.117	-.768	230	-.435	.063	-.198	-.722
148	-.265	.117	.139	-.803	231	-.475	.087	-.195	-.886
149	-.308	.148	.161	-.851	232	-.489	.083	-.164	-.908
150	-.435	.158	.138	-.959	233	-.317	.061	-.113	-.619
151	-.592	.112	-.088	-1.028	234	-.441	.104	-.052	-.949
152	-.582	.112	-.011	-1.247	235	-.310	.069	-.115	-.736
153	-.576	.092	-.339	-1.186	236	-.380	.083	-.104	-.849
154	-.563	.086	-.332	-1.057	237	-.356	.100	.028	-.721
155	-.198	.101	.109	-.629	238	-.397	.157	.052	-1.250

WIND ENGINEERING STUDY OF DENVER SQUARE
DENVER, COLORADO. CONFIGURATION 1
WIND DIRECTION 15

PRESSURE TAP NUMBER	MEAN PRESSURE COEFFICIENT	RMS PRESSURE COEFFICIENT	MAXIMUM PRESSURE COEFFICIENT	MINIMUM PRESSURE COEFFICIENT	PRESSURE TAP NUMBER	MEAN PRESSURE COEFFICIENT	RMS PRESSURE COEFFICIENT	MAXIMUM PRESSURE COEFFICIENT	MINIMUM PRESSURE COEFFICIENT
239	-.248	.071	-.079	-.710	334	-.305	.258	.304	-1.246
240	-.318	.068	-.140	-.873	335	-.136	.192	.198	-.928
241	-.403	.092	-.155	-.756	336	-.061	.090	.164	-.677
242	-.310	.098	.060	-.721	337	-.086	.048	.119	-.437
243	-.304	.135	.151	-.831	338	-.120	.038	.048	-.377
244	-.342	.146	.101	-1.453	339	-.169	.035	-.018	-.325
245	-.295	.075	-.082	-.700	340	-.253	.042	-.110	-.415
246	-.219	.139	.194	-.904	341	-.415	.190	.319	-1.274
247	-.316	.090	-.103	-.864	342	-.258	.048	-.094	-.445
248	-.339	.097	-.119	-.833	343	-.324	.189	.404	-1.086
249	-.392	.125	-.110	-.921	344	-.091	.125	.207	-.597
250	-.230	.096	.130	-.674	345	-.074	.054	.142	-.479
251	-.174	.109	.134	-.715	346	-.139	.042	.027	-.351
252	-.196	.133	.145	-.862	347	-.399	.179	.412	-1.540
253	-.328	.096	-.106	-.867	348	-.320	.193	.276	-1.055
254	-.337	.109	-.049	-.771	349	-.198	.172	.133	-.885
255	-.147	.102	.192	-.748	350	-.111	.103	.113	-.643
256	-.318	.097	-.112	-.913	351	-.090	.053	.085	-.521
257	-.323	.117	.104	-.809	352	-.108	.042	.087	-.370
258	-.130	.108	.330	-.743	353	-.148	.042	.043	-.321
301	-.569	.218	-.180	-1.149	354	-.228	.053	-.045	-.446
302	-.160	.139	.107	-.896	355	-.307	.180	.348	-1.174
303	-.134	.058	.044	-.698	356	-.213	.055	-.052	-.464
304	-.125	.045	.044	-.334	357	-.275	.157	.270	-1.274
305	-.128	.045	.049	-.320	358	-.231	.157	.182	-.958
306	-.136	.041	.041	-.294	359	-.167	.134	.136	-.992
307	-.170	.035	-.035	-.301	360	-.112	.101	.148	-.621
308	-.255	.029	-.136	-.382	361	-.075	.054	.110	-.397
309	-.409	.186	.209	-1.058	362	-.084	.041	.087	-.333
310	-.012	.059	.174	-.374	363	-.115	.039	.064	-.349
311	-.027	.047	.177	-.181	364	-.204	.054	-.046	-.428
312	-.118	.037	.035	-.232	365	-.175	.121	.327	-.704
313	-.448	.168	.251	-1.148	366	-.099	.095	.185	-.697
314	-.291	.273	.326	-1.124	367	-.053	.046	.142	-.306
315	-.050	.148	.204	-.799	368	-.101	.041	.064	-.242
316	-.020	.056	.157	-.444	369	-.137	.131	.258	-.845
317	-.086	.040	.076	-.223	370	-.055	.095	.242	-.646
318	-.134	.034	.022	-.242	371	-.030	.046	.167	-.237
319	-.202	.029	-.086	-.294	372	-.079	.043	.161	-.240
320	-.296	.031	-.197	-.426	401	-.147	.053	.059	-.327
321	-.477	.169	.339	-1.196	402	.142	.084	.397	-.163
322	-.308	.032	-.204	-.406	403	.226	.098	.516	-.158
323	-.488	.169	.271	-1.094	404	.336	.116	.691	-.092
324	-.378	.258	.277	-1.184	405	.429	.115	.740	.024
325	-.149	.197	.187	-1.068	406	.454	.127	.829	.034
326	-.071	.075	.136	-.544	407	.272	.087	.545	.001
327	-.112	.041	.046	-.319	408	.488	.113	.802	.099
328	-.150	.033	-.020	-.282	409	.539	.131	.944	.170
329	-.217	.028	-.101	-.316	410	.612	.138	1.018	.219
330	-.302	.031	-.174	-.430	411	-.105	.052	.064	-.262
331	-.446	.184	.291	-1.375	412	.246	.091	.530	-.040
332	-.293	.035	-.174	-.419	413	.378	.106	.675	-.013
333	-.434	.191	.348	-1.243	414	.549	.131	.929	.093

WIND ENGINEERING STUDY OF DENVER SQUARE
DENVER, COLORADO. CONFIGURATION 1
WIND DIRECTION 15

PRESSURE TAP NUMBER	MEAN PRESSURE COEFFICIENT	RMS PRESSURE COEFFICIENT	MAXIMUM PRESSURE COEFFICIENT	MINIMUM PRESSURE COEFFICIENT	PRESSURE TAP NUMBER	MEAN PRESSURE COEFFICIENT	RMS PRESSURE COEFFICIENT	MAXIMUM PRESSURE COEFFICIENT	MINIMUM PRESSURE COEFFICIENT
415	.587	.143	.997	.123	451	.211	.104	.742	.002
416	.463	.146	.895	.015	452	.105	.093	.559	-.130
417	-.120	.055	.112	-.283	453	.090	.071	.407	-.139
418	.443	.138	.920	-.178	454	.229	.085	.603	.036
419	-.171	.060	.046	-.401	455	.143	.082	.447	-.095
420	.214	.089	.528	-.055	456	.153	.078	.497	-.039
421	.364	.107	.761	.078	457	.308	.107	.760	.026
422	.524	.128	.914	.148	458	.244	.100	.791	.035
423	.546	.138	.954	.136	501	-.175	.087	.067	-.509
424	.384	.144	.798	-.093	502	-.514	.112	-.135	-.812
425	-.197	.059	.034	-.405	503	-.582	.078	-.340	-.929
426	.365	.141	.796	-.101	504	-.694	.116	-.348	-1.145
427	-.207	.064	.033	-.431	505	-.756	.143	-.419	-1.346
428	.166	.091	.521	-.124	506	-.607	.173	-.104	-1.215
429	.320	.109	.681	.019	507	-.420	.060	-.187	-.660
430	.458	.133	.869	.078	508	-.151	.066	.011	-.465
431	.454	.137	.917	.093					
432	.304	.143	.843	-.117					
433	-.204	.074	.111	-.450					
434	.298	.141	.727	-.192					
435	.130	.089	.547	-.206					
436	.351	.113	.744	.027					
437	.383	.126	.822	.062					
438	.348	.136	.794	-.045					
439	-.192	.079	.127	-.579					
440	.159	.091	.492	-.067					
441	.274	.099	.650	.036					
442	.361	.118	.777	.059					
443	.348	.123	.754	.018					
444	.218	.118	.648	-.142					
445	-.194	.086	.229	-.619					
446	.139	.105	.527	-.150					
447	-.165	.082	.156	-.554					
448	.114	.071	.432	-.089					
449	.213	.091	.609	.008					
450	.246	.104	.800	.015					

WIND ENGINEERING STUDY OF DENVER SQUARE
DENVER, COLORADO. CONFIGURATION 1
WIND DIRECTION 30

PRESSURE TAP NUMBER	MEAN PRESSURE COEFFICIENT	RMS PRESSURE COEFFICIENT	MAXIMUM PRESSURE COEFFICIENT	MINIMUM PRESSURE COEFFICIENT	PRESSURE TAP NUMBER	MEAN PRESSURE COEFFICIENT	RMS PRESSURE COEFFICIENT	MAXIMUM PRESSURE COEFFICIENT	MINIMUM PRESSURE COEFFICIENT
101	-.614	.204	-.061	-1.453	156	-.690	.199	-.236	-2.089
102	-.541	.138	-.024	-1.183	157	-.136	.071	.123	-.373
103	-.559	.140	-.085	-1.469	158	-.152	.043	.029	-.346
104	-.588	.121	-.130	-1.342	159	-.155	.039	.062	-.437
105	-.593	.082	-.320	-.953	160	-.133	.051	.125	-.538
106	-.555	.064	-.336	-.826	161	-.143	.099	.133	-.895
107	-.544	.063	-.323	-.816	162	-.258	.181	.122	-1.180
108	-.530	.062	-.306	-.779	163	-.509	.237	.047	-1.369
109	-.572	.155	-.041	-1.133	164	-.778	.307	-.145	-2.211
110	-.529	.097	-.138	-1.035	165	-.110	.053	.076	-.309
111	-.528	.070	-.307	-.935	166	-.106	.051	.143	-.376
112	-.493	.061	-.242	-.779	167	-.216	.145	.142	-.980
113	-.595	.154	-.117	-1.245	168	-.421	.131	-.073	-.960
114	-.534	.104	-.159	-.877	169	-.116	.054	.107	-.274
115	-.531	.092	-.158	-.951	170	-.098	.051	.117	-.337
116	-.549	.097	-.168	-1.136	171	-.185	.134	.223	-.881
117	-.543	.077	-.329	-1.136	172	-.369	.127	-.012	-.989
118	-.507	.063	-.323	-.891	201	-.284	.049	-.087	-.474
119	-.494	.060	-.323	-.735	202	-.287	.048	-.066	-.464
120	-.480	.059	-.277	-.704	203	-.284	.046	-.077	-.511
121	-.603	.154	-.135	-1.315	204	-.292	.057	-.102	-.544
122	-.495	.064	-.288	-.742	205	-.323	.072	-.084	-.664
123	-.560	.163	-.115	-1.207	206	-.396	.111	-.081	-.916
124	-.560	.117	-.118	-1.010	207	-.285	.045	-.131	-.529
125	-.576	.110	-.167	-1.151	208	-.281	.043	-.137	-.492
126	-.587	.097	-.285	-1.047	209	-.291	.047	-.104	-.447
127	-.599	.085	-.359	-.982	210	-.327	.063	-.048	-.632
128	-.587	.077	-.374	-.906	211	-.299	.045	-.161	-.482
129	-.579	.073	-.338	-.894	212	-.297	.044	-.157	-.468
130	-.563	.072	-.327	-.845	213	-.304	.043	-.152	-.461
131	-.499	.151	-.135	-1.221	214	-.309	.042	-.151	-.468
132	-.598	.083	-.356	-1.010	215	-.320	.050	-.126	-.504
133	-.331	.093	-.073	-.913	216	-.373	.072	-.089	-.658
134	-.334	.127	-.018	-.828	217	-.305	.045	-.133	-.554
135	-.380	.163	.059	-.910	218	-.395	.079	-.119	-.688
136	-.471	.179	.027	-1.102	219	-.306	.045	-.173	-.523
137	-.612	.163	-.029	-1.180	220	-.306	.042	-.164	-.480
138	-.624	.143	-.134	-1.468	221	-.316	.045	-.176	-.494
139	-.605	.132	-.273	-1.676	222	-.325	.045	-.178	-.492
140	-.578	.115	-.276	-1.465	223	-.341	.055	-.169	-.539
141	-.273	.079	-.024	-.879	224	-.395	.086	-.114	-.761
142	-.618	.139	-.290	-1.634	225	-.313	.053	-.140	-.526
143	-.155	.079	.171	-.561	226	-.394	.092	-.173	-.956
144	-.105	.136	.309	-.709	227	-.301	.055	-.101	-.584
145	-.507	.249	.347	-1.164	228	-.315	.053	-.172	-.544
146	-.637	.150	-.200	-1.340	229	-.344	.054	-.184	-.581
147	-.208	.090	.113	-.646	230	-.327	.052	-.123	-.620
148	-.179	.068	.194	-.570	231	-.350	.071	-.158	-.678
149	-.147	.093	.201	-.721	232	-.349	.081	-.099	-.759
150	-.131	.154	.300	-.823	233	-.302	.058	-.124	-.617
151	-.348	.265	.287	-1.180	234	-.315	.095	-.031	-.786
152	-.629	.244	.210	-1.498	235	-.291	.055	-.101	-.560
153	-.687	.189	-.134	-2.169	236	-.331	.060	.034	-.523
154	-.634	.155	-.216	-1.530	237	-.293	.077	.149	-.589
155	-.156	.083	.158	-.428	238	-.288	.126	.145	-.990

WIND ENGINEERING STUDY OF DENVER SQUARE
DENVER, COLORADO, CONFIGURATION 1
WIND DIRECTION 30

PRESSURE TAP NUMBER	MEAN PRESSURE COEFFICIENT	RMS PRESSURE COEFFICIENT	MAXIMUM PRESSURE COEFFICIENT	MINIMUM PRESSURE COEFFICIENT	PRESSURE TAP NUMBER	MEAN PRESSURE COEFFICIENT	RMS PRESSURE COEFFICIENT	MAXIMUM PRESSURE COEFFICIENT	MINIMUM PRESSURE COEFFICIENT
239	-.282	.065	-.057	-.699	334	-.695	.195	.098	-1.732
240	-.303	.060	-.112	-.614	335	-.588	.245	.046	-1.726
241	-.378	.074	-.137	-.753	336	-.413	.249	.055	-1.373
242	-.246	.080	-.061	-.648	337	-.278	.169	.055	-1.204
243	-.233	.114	.083	-.859	338	-.237	.117	.080	-.982
244	-.239	.127	.130	-1.273	339	-.237	.077	.086	-.893
245	-.279	.072	-.046	-.680	340	-.270	.056	-.036	-.699
246	-.184	.116	.167	-.970	341	-.713	.207	-.179	-1.684
247	-.298	.084	-.092	-.780	342	-.277	.060	-.019	-.724
248	-.306	.086	-.089	-.812	343	-.655	.189	-.176	-1.573
249	-.363	.098	-.104	-.745	344	-.435	.239	.186	-1.340
250	-.218	.074	.121	-.492	345	-.202	.153	.170	-.991
251	-.172	.088	.194	-.590	346	-.191	.083	.170	-.707
252	-.181	.102	.142	-.604	347	-.646	.193	-.212	-1.875
253	-.292	.092	-.031	-.724	348	-.629	.214	-.072	-1.936
254	-.290	.094	.034	-.693	349	-.504	.253	.154	-1.452
255	-.140	.094	.127	-.741	350	-.355	.223	.092	-1.194
256	-.283	.098	-.052	-.866	351	-.232	.147	.116	-.997
257	-.289	.095	-.019	-.733	352	-.194	.106	.103	-.862
258	-.133	.100	.161	-.826	353	-.206	.073	.095	-.756
301	-.878	.201	-.351	-2.095	354	-.244	.059	-.037	-.724
302	-.795	.161	-.117	-1.273	355	-.573	.196	-.131	-1.626
303	-.596	.180	-.080	-1.107	356	-.232	.061	.012	-.546
304	-.366	.157	-.051	-1.000	357	-.462	.154	-.124	-1.385
305	-.223	.080	.006	-.708	358	-.446	.169	0.000	-1.489
306	-.195	.050	-.018	-.554	359	-.394	.178	.001	-1.179
307	-.196	.040	-.023	-.464	360	-.312	.175	.080	-1.107
308	-.238	.039	-.086	-.396	361	-.202	.126	.119	-.866
309	-.749	.131	-.339	-1.253	362	-.165	.089	.092	-.662
310	-.564	.210	.123	-1.167	363	-.169	.070	.125	-.584
311	-.119	.097	.175	-.592	364	-.219	.063	.039	-.519
312	-.128	.058	.099	-.470	365	-.390	.141	-.052	-.951
313	-.690	.118	-.321	-1.476	366	-.318	.171	.073	-1.075
314	-.715	.128	-.122	-1.535	367	-.137	.100	.227	-.636
315	-.677	.187	.005	-1.331	368	-.126	.064	.142	-.438
316	-.480	.234	.087	-1.146	369	-.391	.143	-.019	-1.273
317	-.267	.162	.081	-.971	370	-.332	.169	.127	-1.119
318	-.213	.096	.038	-.705	371	-.151	.112	.198	-.765
319	-.218	.062	.008	-.699	372	-.125	.068	.222	-.508
320	-.262	.044	-.083	-.544	401	-.054	.076	.332	-.354
321	-.683	.119	-.304	-1.405	402	.248	.099	.539	-.132
322	-.277	.052	-.111	-.547	403	.310	.107	.618	-.080
323	-.682	.133	-.309	-1.858	404	.368	.115	.689	-.064
324	-.699	.145	-.003	-1.447	405	.380	.120	.773	.006
325	-.670	.220	.059	-1.554	406	.207	.117	.595	-.132
326	-.487	.248	.130	-1.250	407	.376	.111	.724	.002
327	-.273	.173	.152	-.881	408	.548	.133	.939	.136
328	-.222	.112	.080	-.806	409	.570	.131	1.003	.136
329	-.233	.080	.090	-.688	410	.523	.128	.885	.094
330	-.272	.053	-.108	-.753	411	-.019	.076	.238	-.277
331	-.678	.155	-.161	-1.697	412	.374	.113	.676	.071
332	-.262	.052	-.038	-.661	413	.497	.131	.883	.074
333	-.691	.174	-.183	-1.792	414	.588	.136	.983	.177

WIND ENGINEERING STUDY OF DENVER SQUARE
DENVER, COLORADO. CONFIGURATION 1
WIND DIRECTION 30

PRESSURE TAP NUMBER	MEAN PRESSURE COEFFICIENT	RMS PRESSURE COEFFICIENT	MAXIMUM PRESSURE COEFFICIENT	MINIMUM PRESSURE COEFFICIENT	PRESSURE TAP NUMBER	MEAN PRESSURE COEFFICIENT	RMS PRESSURE COEFFICIENT	MAXIMUM PRESSURE COEFFICIENT	MINIMUM PRESSURE COEFFICIENT
415	.544	.133	.941	.165	451	.166	.093	.703	-.111
416	.228	.118	.620	-.120	452	-.020	.087	.405	-.291
417	-.035	.097	.588	-.339	453	.173	.087	.514	-.052
418	.196	.121	.567	-.179	454	.284	.086	.623	.093
419	-.077	.091	.400	-.464	455	.113	.081	.593	-.114
420	.334	.127	.741	-.183	456	.239	.083	.547	.023
421	.491	.114	.833	.142	457	.330	.105	.768	.093
422	.579	.120	.910	.245	458	.191	.082	.553	-.035
423	.527	.123	.874	.118	501	-.364	.110	.015	-.724
424	.168	.119	.559	-.239	502	-.680	.105	-.176	-1.077
425	-.085	.088	.274	-.357	503	-.697	.089	-.410	-1.048
426	.157	.120	.557	-.224	504	-.749	.089	-.492	-1.080
427	-.084	.095	.324	-.385	505	-.724	.112	-.383	-1.217
428	.315	.116	.736	-.017	506	-.533	.125	-.161	-.904
429	.434	.121	.823	.109	507	-.294	.102	.066	-.660
430	.511	.134	.950	.156	508	-.250	.093	-.012	-.605
431	.448	.131	.898	.092					
432	.144	.124	.554	-.256					
433	-.057	.099	.331	-.415					
434	.075	.117	.536	-.375					
435	.227	.113	.610	-.271					
436	.401	.126	.888	.041					
437	.410	.128	.838	.076					
438	.273	.131	.690	-.117					
439	-.072	.106	.325	-.370					
440	.259	.113	.696	-.011					
441	.331	.117	.728	.050					
442	.330	.118	.799	.050					
443	.263	.116	.730	-.052					
444	.035	.109	.448	-.297					
445	-.051	.117	.495	-.422					
446	.004	.104	.517	-.364					
447	-.048	.117	.442	-.480					
448	.218	.092	.614	.009					
449	.282	.097	.709	.055					
450	.246	.098	.805	.011					

WIND ENGINEERING STUDY OF DENVER SQUARE
DENVER, COLORADO. CONFIGURATION 1
WIND DIRECTION 45

PRESSURE TAP NUMBER	MEAN PRESSURE COEFFICIENT	RMS PRESSURE COEFFICIENT	MAXIMUM PRESSURE COEFFICIENT	MINIMUM PRESSURE COEFFICIENT	PRESSURE TAP NUMBER	MEAN PRESSURE COEFFICIENT	RMS PRESSURE COEFFICIENT	MAXIMUM PRESSURE COEFFICIENT	MINIMUM PRESSURE COEFFICIENT
101	-.297	.102	.026	-.985	156	-.499	.217	-.037	-2.181
102	-.306	.130	.126	-.516	157	-.169	.073	.114	-.505
103	-.395	.159	.148	-1.021	158	-.168	.045	.028	-.350
104	-.514	.167	.111	-1.116	159	-.156	.044	.023	-.346
105	-.630	.132	-.162	-1.239	160	-.119	.053	.204	-.413
106	-.629	.106	-.284	-1.047	161	-.157	.149	.392	-.915
107	-.623	.094	-.335	-1.068	162	-.269	.221	.155	-1.358
108	-.604	.093	-.313	-1.344	163	-.396	.239	.052	-1.514
109	-.271	.122	.159	-.799	164	-.461	.246	.023	-1.797
110	-.412	.140	.155	-.819	165	-.128	.053	.137	-.318
111	-.621	.107	-.075	-1.109	166	-.107	.062	.190	-.473
112	-.595	.094	-.326	-.955	167	-.217	.169	.135	-.932
113	-.317	.129	.061	-1.071	168	-.322	.149	.081	-1.029
114	-.334	.135	.098	-.854	169	-.139	.053	.120	-.364
115	-.428	.155	.174	-.944	170	-.089	.058	.189	-.392
116	-.541	.161	.189	-1.141	171	-.169	.167	.223	-.966
117	-.622	.142	-.048	-1.156	172	-.293	.170	.123	-1.293
118	-.626	.122	-.287	-1.238	201	-.345	.113	.019	-1.052
119	-.620	.111	-.306	-1.245	202	-.325	.092	-.048	-.765
120	-.595	.106	-.266	-1.100	203	-.313	.079	-.081	-.732
121	-.302	.123	.050	-1.039	204	-.300	.080	-.069	-.705
122	-.633	.124	-.271	-1.333	205	-.308	.090	-.031	-.798
123	-.260	.091	-.045	-.764	206	-.326	.097	-.027	-.808
124	-.256	.133	.086	-.920	207	-.314	.081	-.061	-.648
125	-.299	.183	.113	-1.087	208	-.290	.062	-.049	-.521
126	-.423	.221	.140	-1.125	209	-.293	.067	-.072	-.753
127	-.646	.217	.149	-1.385	210	-.304	.083	-.034	-.848
128	-.711	.191	-.059	-1.615	211	-.349	.109	-.052	-.807
129	-.716	.165	-.217	-1.568	212	-.296	.071	-.076	-.597
130	-.685	.150	-.259	-1.583	213	-.289	.056	-.105	-.645
131	-.251	.080	-.018	-.718	214	-.293	.059	-.145	-.611
132	-.731	.176	-.238	-1.580	215	-.299	.068	-.106	-.658
133	-.246	.059	.005	-.579	216	-.312	.085	-.070	-.696
134	-.208	.075	.154	-.625	217	-.340	.116	-.037	-.859
135	-.191	.108	.109	-.763	218	-.304	.095	.039	-1.609
136	-.207	.184	.293	-.975	219	-.334	.114	-.048	-.842
137	-.420	.326	.338	-1.318	220	-.286	.071	-.090	-.614
138	-.712	.326	.326	-1.869	221	-.277	.054	-.117	-.486
139	-.835	.267	.009	-2.259	222	-.272	.049	-.123	-.471
140	-.785	.218	-.140	-2.287	223	-.274	.057	-.120	-.575
141	-.229	.069	.029	-.567	224	-.273	.066	-.066	-.709
142	-.748	.271	-.072	-2.131	225	-.335	.116	.007	-.911
143	-.152	.071	.180	-.412	226	-.268	.060	-.079	-.596
144	-.075	.107	.315	-.604	227	-.326	.114	-.037	-.866
145	-.274	.291	.494	-1.261	228	-.295	.076	-.081	-.617
146	-.564	.202	.098	-1.385	229	-.297	.070	-.111	-.630
147	-.194	.079	.155	-.607	230	-.270	.057	-.049	-.588
148	-.174	.061	.170	-.488	231	-.269	.066	-.091	-.807
149	-.145	.084	.287	-.754	232	-.252	.065	-.028	-.612
150	-.107	.124	.309	-.961	233	-.330	.118	-.051	-.895
151	-.212	.259	.361	-1.178	234	-.252	.080	-.003	-1.046
152	-.427	.315	.427	-1.639	235	-.297	.084	-.076	-.763
153	-.551	.264	.157	-1.829	236	-.285	.077	.071	-.628
154	-.548	.198	-.048	-1.883	237	-.244	.075	.223	-.627
155	-.168	.088	.197	-.630	238	-.221	.094	.083	-.980

WIND ENGINEERING STUDY OF DENVER SQUARE
DENVER, COLORADO. CONFIGURATION 1
WIND DIRECTION 45

PRESSURE TAP NUMBER	MEAN PRESSURE COEFFICIENT	RMS PRESSURE COEFFICIENT	MAXIMUM PRESSURE COEFFICIENT	MINIMUM PRESSURE COEFFICIENT	PRESSURE TAP NUMBER	MEAN PRESSURE COEFFICIENT	RMS PRESSURE COEFFICIENT	MAXIMUM PRESSURE COEFFICIENT	MINIMUM PRESSURE COEFFICIENT
239	-.286	.098	-.021	-.863	334	-.685	.180	-.304	-2.178
240	-.293	.086	-.077	-.825	335	-.694	.183	-.070	-1.707
241	-.334	.089	.035	-.748	336	-.661	.187	.008	-1.475
242	-.220	.071	.144	-.544	337	-.567	.196	.080	-1.575
243	-.207	.090	.100	-.760	338	-.461	.186	.168	-1.154
244	-.195	.095	.120	-.688	339	-.392	.164	.048	-1.101
245	-.258	.079	-.018	-.748	340	-.371	.181	.035	-1.477
246	-.191	.122	.270	-.874	341	-.702	.171	-.300	-1.604
247	-.257	.079	.024	-.792	342	-.342	.171	.114	-1.424
248	-.265	.079	-.036	-.741	343	-.709	.176	-.336	-1.766
249	-.320	.099	.009	-.892	344	-.639	.194	.048	-1.496
250	-.205	.078	.232	-.625	345	-.423	.205	.158	-1.252
251	-.203	.102	.250	-.792	346	-.303	.166	.145	-1.148
252	-.193	.107	.186	-.783	347	-.705	.166	-.348	-1.480
253	-.260	.081	.014	-.659	348	-.718	.182	-.235	-1.755
254	-.275	.088	.023	-.775	349	-.716	.206	-.050	-1.714
255	-.187	.110	.188	-.992	350	-.601	.218	.020	-1.477
256	-.246	.082	.006	-.660	351	-.426	.209	.068	-1.358
257	-.280	.097	.207	-.798	352	-.331	.183	.109	-1.107
258	-.194	.114	.268	-.910	353	-.314	.150	.135	-.915
301	-.592	.093	-.337	-1.157	354	-.303	.132	.111	-1.143
302	-.607	.092	-.358	-1.166	355	-.698	.188	-.291	-1.693
303	-.622	.104	-.236	-1.214	356	-.238	.087	.074	-.712
304	-.632	.134	-.208	-1.353	357	-.659	.204	-.039	-1.960
305	-.586	.168	.091	-1.184	358	-.654	.177	-.177	-1.689
306	-.482	.174	.100	-1.420	359	-.583	.192	.065	-1.549
307	-.395	.165	.174	-1.053	360	-.446	.199	.030	-1.499
308	-.366	.163	.102	-1.254	361	-.295	.170	.167	-1.213
309	-.588	.100	-.308	-.997	362	-.213	.125	.229	-.986
310	-.620	.117	-.272	-1.094	363	-.188	.094	.221	-.804
311	-.489	.161	.109	-1.080	364	-.204	.074	.076	-.803
312	-.353	.170	.221	-1.064	365	-.624	.160	-.250	-1.461
313	-.548	.108	-.254	-1.074	366	-.518	.185	.142	-1.322
314	-.568	.109	-.256	-1.046	367	-.173	.113	.289	-1.028
315	-.592	.119	-.275	-1.232	368	-.135	.075	.168	-.512
316	-.616	.141	-.091	-1.169	369	-.590	.173	-.188	-1.345
317	-.600	.171	.097	-1.303	370	-.481	.197	.055	-1.275
318	-.516	.172	.150	-1.251	371	-.163	.123	.280	-.701
319	-.452	.174	.084	-1.191	372	-.130	.079	.248	-.728
320	-.465	.227	.055	-1.715	401	.114	.097	.395	-.344
321	-.551	.113	-.253	-1.052	402	.352	.112	.688	-.026
322	-.463	.242	.151	-1.561	403	.366	.114	.729	.019
323	-.567	.122	-.245	-1.076	404	.350	.114	.733	-.009
324	-.577	.126	-.238	-1.115	405	.337	.106	.650	-.067
325	-.605	.143	-.301	-1.489	406	.079	.095	.389	-.291
326	-.626	.160	-.184	-1.422	407	.475	.117	.835	-.086
327	-.575	.176	.030	-1.350	408	.587	.126	.929	.042
328	-.487	.175	.114	-1.285	409	.607	.122	.913	.218
329	-.422	.177	.217	-1.345	410	.466	.105	.843	.078
330	-.435	.229	.082	-1.935	411	.098	.091	.396	-.197
331	-.589	.140	-.250	-1.344	412	.523	.118	.865	.184
332	-.406	.221	.052	-2.007	413	.585	.125	1.002	.190
333	-.672	.167	-.285	-1.742	414	.570	.119	.949	.193

WIND ENGINEERING STUDY OF DENVER SQUARE
DENVER, COLORADO. CONFIGURATION I
WIND DIRECTION 45

PRESSURE TAP NUMBER	MEAN PRESSURE COEFFICIENT	RMS PRESSURE COEFFICIENT	MAXIMUM PRESSURE COEFFICIENT	MINIMUM PRESSURE COEFFICIENT	PRESSURE TAP NUMBER	MEAN PRESSURE COEFFICIENT	RMS PRESSURE COEFFICIENT	MAXIMUM PRESSURE COEFFICIENT	MINIMUM PRESSURE COEFFICIENT
415	.465	.114	.843	.089	451	.151	.104	.522	-.115
416	.102	.098	.513	-.315	452	-.051	.093	.298	-.344
417	.078	.097	.521	-.236	453	.150	.080	.573	-.046
418	.085	.104	.418	-.274	454	.262	.102	.682	.061
419	.051	.103	.399	-.278	455	.097	.098	.547	-.186
420	.463	.121	.834	.127	456	.222	.087	.647	.034
421	.548	.132	.938	.165	457	.328	.106	.799	.075
422	.541	.123	.917	.165	458	.173	.086	.587	-.103
423	.439	.115	.831	.101	501	-.325	.124	.133	-.781
424	.059	.101	.414	-.296	502	-.603	.125	-.135	-1.030
425	.037	.111	.522	-.353	503	-.639	.093	-.367	-1.047
426	.057	.105	.505	-.478	504	-.624	.079	-.360	-.894
427	.022	.113	.462	-.452	505	-.630	.081	-.370	-.920
428	.389	.126	.821	.053	506	-.648	.121	-.195	-1.095
429	.463	.125	.837	.135	507	-.388	.138	.085	-1.018
430	.460	.121	.803	.092	508	-.388	.116	.139	-.759
431	.367	.112	.685	.007					
432	.040	.104	.417	-.402					
433	-.020	.122	.415	-.602					
434	-.012	.122	.398	-.459					
435	.222	.120	.620	-.134					
436	.379	.137	.865	.021					
437	.408	.137	.898	.048					
438	.239	.135	.680	-.236					
439	-.016	.114	.513	-.375					
440	.276	.117	.754	.025					
441	.353	.126	.817	.017					
442	.348	.132	.808	-.041					
443	.265	.127	.736	-.112					
444	-.014	.113	.344	-.412					
445	-.034	.109	.389	-.491					
446	-.025	.111	.369	-.393					
447	-.043	.095	.399	-.491					
448	.183	.083	.471	-.097					
449	.230	.099	.783	-.005					
450	.223	.108	.725	-.008					

WIND ENGINEERING STUDY OF DENVER SQUARE
DENVER, COLORADO. CONFIGURATION 1
WIND DIRECTION 60

PRESSURE TAP NUMBER	MEAN PRESSURE COEFFICIENT	RMS PRESSURE COEFFICIENT	MAXIMUM PRESSURE COEFFICIENT	MINIMUM PRESSURE COEFFICIENT	PRESSURE TAP NUMBER	MEAN PRESSURE COEFFICIENT	RMS PRESSURE COEFFICIENT	MAXIMUM PRESSURE COEFFICIENT	MINIMUM PRESSURE COEFFICIENT
101	-.296	.048	-.149	-.529	156	-.297	.178	.265	-1.123
102	-.191	.038	-.063	-.419	157	-.157	.090	.182	-.575
103	-.175	.043	.023	-.448	158	-.151	.053	.069	-.343
104	-.170	.060	.053	-.729	159	-.132	.039	.031	-.273
105	-.237	.125	.015	-.812	160	-.080	.036	.044	-.192
106	-.427	.171	-.004	-.978	161	-.013	.052	.169	-.348
107	-.624	.130	-.105	-1.069	162	-.020	.090	.189	-.627
108	-.645	.112	-.313	-1.162	163	-.101	.157	.215	-.947
109	-.109	.051	.060	-.400	164	-.255	.178	.243	-1.173
110	-.052	.079	.158	-.469	165	-.109	.055	.125	-.310
111	-.348	.202	.166	-.875	166	-.066	.040	.099	-.198
112	-.588	.110	-.181	-1.043	167	-.011	.071	.218	-.403
113	-.279	.043	-.131	-.423	168	-.116	.117	.226	-.638
114	-.187	.038	-.004	-.371	169	-.125	.066	.121	-.337
115	-.140	.048	.060	-.480	170	-.052	.044	.156	-.188
116	-.114	.088	.156	-.583	171	.019	.068	.226	-.441
117	-.266	.207	.124	-.921	172	-.096	.122	.275	-.760
118	-.482	.204	.171	-1.035	201	-.455	.098	-.167	-1.017
119	-.597	.136	.171	-1.162	202	-.393	.065	-.181	-.743
120	-.570	.116	-.181	-1.095	203	-.364	.054	-.164	-.547
121	-.286	.041	-.077	-.435	204	-.350	.052	-.179	-.526
122	-.548	.144	.042	-1.549	205	-.356	.055	-.179	-.545
123	-.281	.043	-.110	-.469	206	-.353	.055	-.156	-.577
124	-.197	.041	-.038	-.515	207	-.393	.062	-.190	-.692
125	-.139	.053	.077	-.575	208	-.363	.052	-.199	-.573
126	-.103	.084	.127	-.710	209	-.359	.052	-.195	-.553
127	-.182	.189	.155	-.978	210	-.354	.052	-.190	-.539
128	-.366	.251	.250	-1.212	211	-.420	.066	-.205	-.718
129	-.535	.182	.156	-1.409	212	-.370	.051	-.199	-.562
130	-.535	.150	-.006	-1.419	213	-.366	.051	-.202	-.543
131	-.298	.052	-.133	-.549	214	-.360	.049	-.215	-.536
132	-.536	.169	.023	-1.548	215	-.353	.049	-.199	-.516
133	-.327	.061	-.107	-.529	216	-.347	.049	-.196	-.509
134	-.243	.046	-.052	-.525	217	-.414	.073	-.178	-.798
135	-.180	.048	.046	-.488	218	-.342	.052	-.171	-.537
136	-.104	.065	.151	-.625	219	-.403	.081	-.164	-.789
137	-.092	.145	.372	-.847	220	-.353	.056	-.181	-.571
138	-.269	.266	.267	-1.458	221	-.366	.055	-.195	-.587
139	-.498	.260	.223	-1.769	222	-.367	.055	-.187	-.577
140	-.548	.204	.021	-1.573	223	-.356	.055	-.167	-.536
141	-.323	.069	-.038	-.645	224	-.345	.055	-.140	-.644
142	-.502	.216	.180	-1.823	225	-.426	.092	-.130	-.911
143	-.197	.057	.034	-.447	226	-.348	.061	-.151	-.622
144	-.075	.054	.214	-.316	227	-.432	.101	-.148	-.888
145	-.029	.167	.397	-.906	228	-.385	.082	-.142	-.718
146	-.352	.204	.429	-1.249	229	-.391	.080	-.122	-.837
147	-.263	.084	.059	-.619	230	-.392	.074	-.207	-.753
148	-.205	.057	.021	-.418	231	-.369	.066	-.181	-.624
149	-.159	.051	.076	-.389	232	-.344	.062	-.170	-.585
150	-.091	.051	.111	-.343	233	-.432	.121	-.037	-1.032
151	-.021	.090	.313	-.673	234	-.368	.079	-.130	-.730
152	-.072	.144	.325	-1.030	235	-.344	.112	.043	-.853
153	-.235	.236	.319	-1.144	236	-.317	.133	.190	-.943
154	-.356	.188	.358	-1.289	237	-.382	.129	.135	-.859
155	-.187	.097	.088	-.572	238	-.359	.096	-.018	-.871

WIND ENGINEERING STUDY OF DENVER SQUARE
DENVER, COLORADO. CONFIGURATION 1
WIND DIRECTION 60

PRESSURE TAP NUMBER	MEAN PRESSURE COEFFICIENT	RMS PRESSURE COEFFICIENT	MAXIMUM PRESSURE COEFFICIENT	MINIMUM PRESSURE COEFFICIENT	PRESSURE TAP NUMBER	MEAN PRESSURE COEFFICIENT	RMS PRESSURE COEFFICIENT	MAXIMUM PRESSURE COEFFICIENT	MINIMUM PRESSURE COEFFICIENT
239	-.400	.166	.036	-1.008	334	-.545	.102	-.215	-1.219
240	-.328	.137	.180	-.896	335	-.554	.108	-.211	-1.165
241	-.288	.139	.168	-.905	336	-.563	.125	-.215	-1.569
242	-.406	.144	.061	-.943	337	-.580	.132	-.227	-1.270
243	-.373	.103	-.076	-.987	338	-.560	.133	-.078	-1.134
244	-.303	.093	.033	-.809	339	-.549	.150	-.085	-1.122
245	-.333	.152	.223	-.999	340	-.557	.200	-.070	-1.653
246	-.215	.110	.196	-.744	341	-.559	.112	-.260	-1.252
247	-.292	.120	.081	-.818	342	-.560	.232	.073	-1.750
248	-.300	.113	.488	-.753	343	-.583	.125	-.286	-1.405
249	-.298	.173	.314	-.863	344	-.591	.142	-.057	-1.397
250	-.281	.156	.211	-.963	345	-.548	.150	.093	-1.152
251	-.281	.127	.136	-.763	346	-.505	.211	.081	-1.453
252	-.203	.111	.163	-.753	347	-.571	.125	-.280	-1.697
253	-.249	.121	.189	-.826	348	-.574	.136	-.202	-1.991
254	-.201	.145	.317	-.673	349	-.603	.129	-.293	-1.252
255	-.232	.126	.144	-.717	350	-.617	.143	-.250	-1.302
256	-.240	.121	.212	-.835	351	-.579	.153	-.013	-1.276
257	-.206	.152	.374	-.712	352	-.497	.159	.091	-1.089
258	-.232	.131	.157	-1.266	353	-.452	.180	.060	-1.418
301	-.486	.056	-.320	-.689	354	-.462	.236	.084	-1.797
302	-.493	.056	-.337	-.753	355	-.596	.146	-.260	-1.563
303	-.500	.061	-.324	-1.058	356	-.356	.212	.150	-1.580
304	-.512	.068	-.207	-.922	357	-.617	.159	-.263	-1.498
305	-.526	.096	-.182	-1.354	358	-.624	.155	-.203	-1.755
306	-.509	.107	-.114	-1.335	359	-.616	.160	-.106	-1.487
307	-.506	.117	-.060	-1.050	360	-.572	.180	.039	-1.611
308	-.541	.167	-.079	-1.582	361	-.464	.185	.091	-1.445
309	-.472	.056	-.252	-.675	362	-.355	.171	.160	-1.074
310	-.485	.060	-.262	-.778	363	-.292	.158	.148	-1.263
311	-.494	.077	-.136	-.892	364	-.275	.178	.242	-1.481
312	-.528	.125	-.120	-1.210	365	-.592	.138	-.165	-1.267
313	-.442	.055	-.284	-.665	366	-.555	.157	-.060	-1.206
314	-.449	.054	-.300	-.681	367	-.288	.167	.171	-1.031
315	-.456	.056	-.276	-.707	368	-.193	.137	.162	-1.107
316	-.469	.066	-.293	-.838	369	-.580	.139	-.242	-1.327
317	-.487	.086	-.245	-1.078	370	-.546	.169	.177	-1.601
318	-.491	.083	-.232	-.993	371	-.277	.171	.298	-1.061
319	-.509	.092	-.232	-.939	372	-.189	.130	.271	-1.293
320	-.554	.142	-.198	-1.331	401	.301	.112	.613	-.089
321	-.437	.064	-.247	-.698	402	.427	.111	.781	.025
322	-.572	.154	-.185	-1.425	403	.382	.106	.707	-.047
323	-.446	.070	-.228	-.758	404	.293	.096	.597	-.133
324	-.453	.070	-.219	-.773	405	.239	.094	.638	-.063
325	-.468	.076	-.272	-.936	406	-.033	.066	.286	-.253
326	-.484	.087	-.255	-1.011	407	.564	.136	.932	.126
327	-.500	.107	-.174	-1.113	408	.589	.137	.948	.188
328	-.503	.110	-.134	-1.067	409	.540	.129	.900	.120
329	-.525	.120	-.133	-1.410	410	.355	.103	.676	.029
330	-.571	.175	-.148	-1.544	411	.297	.123	.662	-.074
331	-.466	.082	-.227	-1.000	412	.581	.131	.954	.168
332	-.551	.143	-.125	-1.582	413	.622	.124	.994	.147
333	-.536	.101	-.223	-1.222	414	.512	.109	.848	.130

WIND ENGINEERING STUDY OF DENVER SQUARE
DENVER, COLORADO. CONFIGURATION 1
WIND DIRECTION 60

PRESSURE TAP NUMBER	MEAN PRESSURE COEFFICIENT	RMS PRESSURE COEFFICIENT	MAXIMUM PRESSURE COEFFICIENT	MINIMUM PRESSURE COEFFICIENT	PRESSURE TAP NUMBER	MEAN PRESSURE COEFFICIENT	RMS PRESSURE COEFFICIENT	MAXIMUM PRESSURE COEFFICIENT	MINIMUM PRESSURE COEFFICIENT
415	.370	.096	.662	.053	451	.084	.073	.416	-.146
416	.001	.068	.232	-.288	452	-.125	.076	.204	-.416
417	.267	.120	.697	-.137	453	.203	.087	.528	-.024
418	-.010	.071	.244	-.248	454	.251	.084	.616	.046
419	.251	.117	.691	-.193	455	.043	.071	.386	-.174
420	.525	.125	.907	.083	456	.271	.089	.673	.026
421	.560	.132	.935	.218	457	.328	.100	.714	.092
422	.467	.115	.889	.108	458	.126	.075	.395	-.066
423	.335	.102	.759	.007	501	-.357	.098	-.013	-.663
424	-.033	.075	.235	-.288	502	-.511	.125	-.051	-1.067
425	.253	.124	.651	-.229	503	-.702	.112	-.390	-1.158
426	-.023	.086	.289	-.318	504	-.661	.087	-.419	-1.114
427	.239	.126	.656	-.207	505	-.650	.079	-.358	-1.053
428	.475	.133	.910	.077	506	-.643	.089	-.204	-1.044
429	.482	.118	.867	.172	507	-.368	.098	-.031	-.631
430	.403	.103	.735	.092	508	-.246	.086	.008	-.505
431	.283	.091	.645	.020					
432	-.042	.081	.270	-.334					
433	.196	.138	.633	-.229					
434	-.086	.096	.258	-.380					
435	.312	.127	.804	-.085					
436	.384	.118	.897	.075					
437	.358	.117	.781	.064					
438	.157	.106	.531	-.186					
439	.176	.117	.625	-.212					
440	.344	.116	.741	.063					
441	.382	.121	.895	.088					
442	.292	.104	.726	.020					
443	.178	.095	.551	-.082					
444	-.100	.088	.212	-.381					
445	.179	.113	.650	-.194					
446	-.122	.084	.203	-.378					
447	.144	.101	.560	-.195					
448	.258	.092	.648	.047					
449	.259	.086	.682	.046					
450	.181	.077	.531	-.026					

WIND ENGINEERING STUDY OF DENVER SQUARE
DENVER, COLORADO. CONFIGURATION 1
WIND DIRECTION 75

PRESSURE TAP NUMBER	MEAN PRESSURE COEFFICIENT	RMS PRESSURE COEFFICIENT	MAXIMUM PRESSURE COEFFICIENT	MINIMUM PRESSURE COEFFICIENT	PRESSURE TAP NUMBER	MEAN PRESSURE COEFFICIENT	RMS PRESSURE COEFFICIENT	MAXIMUM PRESSURE COEFFICIENT	MINIMUM PRESSURE COEFFICIENT
101	-.281	.040	-.148	-.481	156	.006	.187	.695	-.738
102	-.115	.042	.035	-.296	157	-.249	.086	.053	-.635
103	-.076	.049	.134	-.306	158	-.178	.051	-.021	-.368
104	-.052	.053	.134	-.314	159	-.124	.041	.037	-.271
105	-.030	.053	.146	-.317	160	-.073	.037	.087	-.197
106	-.015	.057	.201	-.330	161	-0.000	.039	.183	-.220
107	.018	.089	.291	-.668	162	.027	.048	.197	-.301
108	-.173	.245	.499	-1.214	163	.029	.077	.244	-.530
109	-.032	.054	.164	-.288	164	-.035	.127	.286	-.758
110	.096	.071	.336	-.219	165	-.132	.055	.084	-.340
111	.105	.076	.336	-.265	166	-.041	.042	.142	-.161
112	-.012	.227	.667	-.958	167	.053	.048	.280	-.222
113	-.286	.039	-.158	-.436	168	.015	.088	.298	-.647
114	-.123	.042	.024	-.274	169	-.125	.057	.023	-.352
115	-.031	.053	.142	-.219	170	-0.000	.054	.244	-.148
116	.048	.064	.249	-.173	171	.099	.065	.417	-.078
117	.121	.068	.400	-.195	172	.046	.089	.314	-.533
118	.167	.095	.516	-.538	201	-.420	.065	-.240	-.911
119	.144	.204	.620	-1.047	202	-.392	.051	-.221	-.618
120	-.054	.260	.716	-.961	203	-.386	.049	-.202	-.562
121	-.296	.046	-.124	-.449	204	-.384	.049	-.228	-.547
122	-.026	.283	.715	-1.124	205	-.384	.052	-.228	-.571
123	-.297	.051	-.125	-.475	206	-.379	.052	-.227	-.566
124	-.147	.052	.086	-.339	207	-.396	.053	-.207	-.602
125	-.049	.056	.170	-.243	208	-.387	.049	-.235	-.555
126	.033	.065	.281	-.163	209	-.386	.045	-.248	-.584
127	.115	.084	.418	-.238	210	-.380	.046	-.254	-.576
128	.152	.117	.525	-.584	211	-.410	.058	-.233	-.705
129	.122	.216	.588	-.677	212	-.388	.046	-.233	-.575
130	0.000	.277	.750	-.986	213	-.407	.047	-.259	-.633
131	-.322	.059	-.130	-.547	214	-.406	.048	-.241	-.599
132	.002	.276	.771	-.915	215	-.395	.048	-.227	-.617
133	-.357	.069	-.150	-.599	216	-.386	.049	-.233	-.597
134	-.195	.056	.001	-.408	217	-.430	.062	-.230	-.682
135	-.091	.059	.160	-.308	218	-.394	.058	-.183	-.646
136	-.002	.069	.289	-.241	219	-.441	.074	-.179	-.819
137	.079	.084	.389	-.329	220	-.425	.064	-.198	-.718
138	.105	.122	.486	-.670	221	-.439	.069	-.234	-.770
139	.084	.195	.562	-1.014	222	-.429	.065	-.224	-.677
140	-.003	.247	.687	-.844	223	-.415	.065	-.218	-.679
141	-.345	.081	-.048	-.654	224	-.400	.064	-.185	-.633
142	.020	.253	.700	-1.130	225	-.464	.082	-.160	-.858
143	-.156	.073	.195	-.499	226	-.408	.070	-.139	-.669
144	-.006	.077	.327	-.304	227	-.475	.091	-.163	-.933
145	.122	.109	.565	-.450	228	-.457	.089	-.195	-.803
146	.066	.211	.629	-.808	229	-.481	.093	-.218	-.920
147	-.307	.090	-.021	-.631	230	-.465	.094	-.237	-.865
148	-.187	.063	.067	-.428	231	-.440	.084	-.233	-.803
149	-.111	.066	.200	-.324	232	-.414	.078	-.173	-.774
150	-.019	.075	.298	-.219	233	-.506	.114	-.017	-1.079
151	.085	.090	.474	-.266	234	-.463	.106	-.231	-.911
152	.113	.119	.530	-.569	235	-.457	.136	.101	-1.117
153	.095	.166	.629	-.687	236	-.485	.159	.318	-1.253
154	.022	.233	.691	-.930	237	-.536	.138	-.198	-1.120
155	-.270	.090	-.006	-.663	238	-.462	.114	-.173	-.978

WIND ENGINEERING STUDY OF DENVER SQUARE
DENVER, COLORADO. CONFIGURATION 1
WIND DIRECTION 75

PRESSURE TAP NUMBER	MEAN PRESSURE COEFFICIENT	RMS PRESSURE COEFFICIENT	MAXIMUM PRESSURE COEFFICIENT	MINIMUM PRESSURE COEFFICIENT	PRESSURE TAP NUMBER	MEAN PRESSURE COEFFICIENT	RMS PRESSURE COEFFICIENT	MAXIMUM PRESSURE COEFFICIENT	MINIMUM PRESSURE COEFFICIENT
239	-.445	.141	-.003	-1.235	334	-.546	.110	-.250	-1.066
240	-.389	.147	.181	-.894	335	-.559	.119	-.241	-1.392
241	-.436	.171	.244	-1.043	336	-.564	.130	-.225	-1.217
242	-.553	.175	-.110	-1.404	337	-.579	.134	-.291	-1.227
243	-.469	.124	-.182	-1.012	338	-.572	.131	-.211	-1.108
244	-.411	.116	-.062	-.908	339	-.558	.130	-.178	-1.419
245	-.394	.157	.116	-1.309	340	-.562	.163	-.133	-1.547
246	-.374	.131	-.045	-.920	341	-.541	.115	-.167	-1.295
247	-.342	.167	.164	-1.122	342	-.569	.179	-.030	-1.753
248	-.312	.150	.201	-1.025	343	-.558	.129	-.219	-1.557
249	-.349	.184	.303	-1.122	344	-.575	.144	-.182	-1.414
250	-.460	.164	.017	-1.269	345	-.576	.159	.124	-1.389
251	-.393	.122	.057	-.968	346	-.531	.183	.090	-1.714
252	-.339	.117	.103	-.932	347	-.560	.144	-.196	-1.594
253	-.221	.174	.421	-1.185	348	-.564	.152	-.217	-1.726
254	-.345	.180	.369	-1.104	349	-.590	.139	-.253	-1.355
255	-.362	.127	-.009	-.950	350	-.621	.155	-.110	-1.425
256	-.182	.179	.365	-1.229	351	-.622	.154	-.075	-1.324
257	-.321	.197	.267	-1.303	352	-.558	.151	-.033	-1.220
258	-.355	.128	-.024	-1.141	353	-.504	.165	.009	-1.104
301	-.442	.052	-.263	-.637	354	-.512	.205	.038	-1.701
302	-.445	.052	-.264	-.664	355	-.563	.155	-.074	-1.538
303	-.445	.053	-.254	-.657	356	-.394	.193	.154	-1.530
304	-.447	.060	-.270	-.755	357	-.548	.153	-.119	-1.428
305	-.459	.071	-.211	-1.082	358	-.565	.161	-.115	-1.765
306	-.459	.076	-.191	-.982	359	-.590	.178	-.068	-1.726
307	-.458	.080	-.196	-1.057	360	-.604	.194	.030	-1.728
308	-.481	.107	-.217	-1.258	361	-.535	.192	.179	-1.336
309	-.433	.053	-.225	-.634	362	-.410	.177	.363	-1.126
310	-.442	.053	-.282	-.631	363	-.327	.157	.277	-1.093
311	-.456	.062	-.293	-.683	364	-.302	.170	.146	-1.411
312	-.478	.095	-.270	-1.060	365	-.553	.152	-.101	-1.285
313	-.419	.052	-.251	-.698	366	-.590	.168	-.103	-1.422
314	-.425	.051	-.256	-.649	367	-.331	.170	.205	-1.116
315	-.429	.051	-.264	-.677	368	-.174	.168	.359	-1.315
316	-.437	.055	-.267	-.781	369	-.525	.184	.139	-1.328
317	-.464	.054	-.293	-.714	370	-.575	.185	.027	-1.619
318	-.469	.055	-.299	-.706	371	-.347	.189	.256	-1.125
319	-.474	.063	-.296	-.826	372	-.190	.170	.240	-1.367
320	-.502	.094	-.293	-.998	401	.491	.140	.900	-.077
321	-.432	.059	-.247	-.721	402	.401	.123	.731	-.094
322	-.515	.110	-.253	-1.016	403	.310	.112	.594	-.128
323	-.443	.069	-.241	-.754	404	.199	.097	.462	-.229
324	-.447	.070	-.235	-.784	405	.129	.087	.439	-.255
325	-.465	.073	-.259	-.844	406	-.116	.059	.081	-.374
326	-.480	.079	-.289	-1.005	407	.614	.151	1.006	0.000
327	-.489	.086	-.261	-1.118	408	.484	.133	.834	-.062
328	-.487	.086	-.251	-1.108	409	.440	.133	.786	-.160
329	-.492	.084	-.230	-.913	410	.244	.100	.558	-.196
330	-.518	.120	-.286	-1.296	411	.517	.176	1.069	-.083
331	-.457	.083	-.207	-.992	412	.554	.166	.973	.032
332	-.515	.136	-.188	-1.280	413	.531	.151	.925	.030
333	-.535	.107	-.222	-1.063	414	.364	.118	.650	-.033

WIND ENGINEERING STUDY OF DENVER SQUARE
DENVER, COLORADO. CONFIGURATION 1
WIND DIRECTION 75

PFRESSURE TAP NUMBER	MEAN PRESSURE COEFFICIENT	RMS PRESSURE COEFFICIENT	MAXIMUM PRESSURE COEFFICIENT	MINIMUM PRESSURE COEFFICIENT	PRESSURE TAP NUMBER	MEAN PRESSURE COEFFICIENT	RMS PRESSURE COEFFICIENT	MAXIMUM PRESSURE COEFFICIENT	MINIMUM PRESSURE COEFFICIENT
415	.212	.097	.463	-.158	451	.028	.065	.311	-.141
416	-.118	.060	.115	-.401	452	-.171	.082	.131	-.480
417	.493	.187	1.106	-.294	453	.189	.064	.515	.016
418	-.131	.071	.118	-.386	454	.199	.070	.599	.043
419	.420	.179	.920	-.089	455	.016	.067	.362	-.182
420	.466	.157	.938	.015	456	.233	.071	.688	.085
421	.429	.154	.903	.051	457	.234	.080	.616	.047
422	.299	.124	.677	-.009	458	.051	.072	.330	-.141
423	.166	.108	.469	-.148	501	-.442	.067	-.219	-.733
424	-.161	.080	.095	-.409	502	-.760	.197	-.154	-1.372
425	.353	.159	.943	-.127	503	-.947	.213	-.182	-1.555
426	-.153	.095	.181	-.522	504	-.794	.137	-.386	-1.294
427	.296	.126	.810	-.306	505	-.606	.084	-.286	-1.078
428	.342	.115	.765	.078	506	-.427	.113	-.087	-.812
429	.337	.115	.786	.087	507	-.110	.064	.058	-.425
430	.233	.113	.670	-.026	508	-.154	.099	.045	-.643
431	.121	.107	.507	-.130					
432	-.167	.098	.143	-.605					
433	.249	.121	.723	-.290					
434	-.186	.108	.224	-.553					
435	.254	.100	.710	-.154					
436	.231	.098	.720	-.009					
437	.225	.106	.654	-.035					
438	.056	.108	.480	-.368					
439	.203	.096	.621	-.296					
440	.245	.093	.632	.057					
441	.220	.089	.610	.003					
442	.138	.091	.619	-.092					
443	.053	.090	.503	-.211					
444	-.184	.092	.186	-.521					
445	.175	.078	.500	-.078					
446	-.170	.089	.202	-.560					
447	.157	.067	.469	-.040					
448	.194	.067	.519	.035					
449	.194	.064	.478	-.004					
450	.113	.063	.466	-.041					

WIND ENGINEERING STUDY OF DENVER SQUARE
DENVER, COLORADO. CONFIGURATION 1
WIND DIRECTION 90

PRESSURE TAP NUMBER	MEAN PRESSURE COEFFICIENT	RMS PRESSURE COEFFICIENT	MAXIMUM PRESSURE COEFFICIENT	MINIMUM PRESSURE COEFFICIENT	PRESSURE TAP NUMBER	MEAN PRESSURE COEFFICIENT	RMS PRESSURE COEFFICIENT	MAXIMUM PRESSURE COEFFICIENT	MINIMUM PRESSURE COEFFICIENT
102	-.031	.052	.150	-.205	156	.183	.097	.602	-.171
103	.034	.061	.232	-.166	157	-.357	.089	-.077	-.707
104	.087	.068	.296	-.166	158	-.158	.048	-.078	-.331
105	.131	.078	.352	-.105	159	-.072	.040	.092	-.211
106	.172	.089	.439	-.083	160	-.013	.039	.142	-.148
107	.249	.108	.542	-.048	161	.048	.037	.203	-.053
108	.406	.140	.798	-.083	162	.065	.036	.208	-.064
109	.086	.063	.365	-.132	163	.074	.037	.208	-.064
110	.264	.083	.552	.011	164	.066	.061	.256	-.455
111	.365	.101	.654	.016	165	-.115	.048	.059	-.361
112	.572	.148	.947	-.115	166	.046	.047	.219	-.108
113	-.224	.038	-.069	-.367	167	.128	.056	.340	-.018
114	.015	.053	.211	-.163	168	.107	.050	.293	-.093
115	.147	.069	.375	-.059	169	-.106	.053	.087	-.315
116	.252	.083	.492	.041	170	.094	.060	.355	-.062
117	.357	.092	.601	.072	171	.183	.074	.517	.019
118	.433	.103	.726	.136	172	.151	.075	.559	-.393
119	.511	.119	.845	.168	201	-.453	.081	-.213	-.980
120	.574	.144	.984	-.181	202	-.437	.068	-.175	-.852
121	-.246	.042	-.089	-.408	203	-.433	.060	-.179	-.665
122	.532	.149	.944	-.099	204	-.429	.057	-.206	-.655
123	-.252	.046	-.064	-.436	205	-.434	.054	-.248	-.634
124	-.030	.054	.207	-.187	206	-.424	.053	-.242	-.591
125	.101	.066	.323	-.088	207	-.442	.066	-.234	-.755
126	.205	.079	.471	-.010	208	-.424	.052	-.269	-.591
127	.320	.098	.638	.065	209	-.427	.051	-.240	-.686
128	.390	.111	.750	.125	210	-.415	.050	-.231	-.592
129	.463	.125	.868	.156	211	-.450	.071	-.254	-.956
130	.506	.145	.958	-.050	212	-.433	.054	-.255	-.712
131	-.285	.057	-.100	-.484	213	-.438	.053	-.258	-.628
132	.476	.149	.937	-.154	214	-.425	.052	-.249	-.624
133	-.345	.067	-.114	-.551	215	-.414	.052	-.254	-.619
134	-.096	.050	.135	-.260	216	-.401	.052	-.234	-.595
135	.046	.060	.249	-.115	217	-.469	.080	-.249	-.827
136	.165	.078	.464	-.046	218	-.419	.056	-.246	-.640
137	.299	.094	.585	.087	219	-.504	.093	-.236	-.882
138	.369	.109	.735	.101	220	-.478	.072	-.236	-.815
139	.425	.124	.878	.083	221	-.486	.063	-.303	-.710
140	.454	.145	.950	-.157	222	-.462	.061	-.280	-.883
141	-.347	.075	-.102	-.597	223	-.449	.060	-.246	-.652
142	.379	.159	.874	-.436	224	-.434	.060	-.237	-.621
143	-.097	.062	.140	-.315	225	-.534	.097	-.249	-1.043
144	.100	.075	.438	-.090	226	-.458	.069	-.227	-.727
145	.280	.113	.715	-.068	227	-.549	.110	-.191	-1.074
146	.335	.133	.813	-.200	228	-.524	.092	-.212	-.967
147	-.344	.085	-.058	-.667	229	-.518	.100	-.243	-.977
148	-.130	.056	.211	-.310	230	-.483	.088	-.225	-.840
149	-.023	.053	.205	-.174	231	-.475	.088	-.195	-.767
150	.087	.071	.408	-.084	232	-.455	.085	-.142	-.713
151	.205	.095	.613	-.021	233	-.560	.137	-.025	-1.231
152	.255	.110	.715	.012	234	-.470	.092	-.176	-.794
153	.319	.116	.746	.022	235	-.547	.141	.031	-1.154
154	.310	.131	.789	-.222	236	-.556	.135	.248	-1.051
155	-.365	.089	-.075	-.683	237	-.540	.127	-.200	-1.110
					238	-.491	.111	-.188	-1.095

WIND ENGINEERING STUDY OF DENVER SQUARE
DENVER, COLORADO. CONFIGURATION 1
WIND DIRECTION 90

PRESSURE TAP NUMBER	MEAN PRESSURE COEFFICIENT	RMS PRESSURE COEFFICIENT	MAXIMUM PRESSURE COEFFICIENT	MINIMUM PRESSURE COEFFICIENT	PRESSURE TAP NUMBER	MEAN PRESSURE COEFFICIENT	RMS PRESSURE COEFFICIENT	MAXIMUM PRESSURE COEFFICIENT	MINIMUM PRESSURE COEFFICIENT
239	-.531	.150	.021	-1.293	334	-.434	.078	-.184	-.822
240	-.518	.135	-.007	-.985	335	-.451	.083	-.220	-.796
241	-.552	.153	-.031	-1.127	336	-.457	.095	-.212	-.967
242	-.547	.141	-.164	-1.200	337	-.487	.106	-.247	-1.145
243	-.505	.123	-.179	-.995	338	-.488	.101	-.245	-1.176
244	-.467	.119	-.096	-.907	339	-.485	.092	-.200	-1.021
245	-.420	.161	.019	-1.140	340	-.488	.100	-.160	-1.143
246	-.518	.141	-.079	-1.095	341	-.419	.093	-.151	-1.006
247	-.320	.156	.137	-1.028	342	-.503	.118	-.064	-1.320
248	-.321	.164	.160	-.985	343	-.435	.107	-.176	-.891
249	-.420	.189	.182	-1.236	344	-.479	.136	-.221	-1.179
250	-.623	.197	-.173	-1.500	345	-.509	.138	-.112	-1.216
251	-.566	.170	-.179	-1.375	346	-.470	.130	.126	-1.121
252	-.520	.158	-.157	-1.254	347	-.423	.113	-.126	-1.116
253	-.208	.150	.224	-.907	348	-.431	.116	-.145	-1.021
254	-.416	.203	.245	-1.551	349	-.458	.126	-.132	-1.149
255	-.563	.178	-.134	-1.198	350	-.523	.162	-.190	-1.236
256	-.182	.152	.276	-1.025	351	-.528	.156	-.061	-1.188
257	-.382	.220	.333	-1.303	352	-.459	.129	-.013	-.988
258	-.550	.163	-.133	-1.181	353	-.454	.124	-.045	-1.237
301	-.409	.047	-.233	-.579	354	-.467	.151	-.079	-1.315
302	-.412	.046	-.234	-.564	355	-.412	.130	-.070	-1.000
303	-.411	.046	-.254	-.576	356	-.397	.188	.090	-1.337
304	-.407	.049	-.254	-.634	357	-.402	.140	-.108	-.998
305	-.423	.053	-.212	-.606	358	-.429	.147	-.099	-1.175
306	-.424	.059	-.236	-1.049	359	-.469	.175	-.140	-1.448
307	-.428	.064	-.184	-1.031	360	-.520	.217	.027	-1.539
308	-.436	.070	-.209	-.924	361	-.489	.188	.148	-1.551
309	-.406	.042	-.261	-.530	362	-.387	.167	.196	-.973
310	-.411	.041	-.267	-.557	363	-.343	.193	.281	-1.343
311	-.418	.045	-.257	-.646	364	-.337	.224	.199	-1.373
312	-.415	.054	-.248	-.792	365	-.403	.143	-.046	-.949
313	-.402	.045	-.272	-.533	366	-.468	.171	-.090	-1.427
314	-.406	.043	-.275	-.545	367	-.318	.157	.284	-.912
315	-.410	.042	-.270	-.554	368	-.252	.248	.297	-1.342
316	-.410	.043	-.272	-.594	369	-.403	.152	-.027	-1.257
317	-.426	.042	-.289	-.649	370	-.462	.190	-.079	-1.415
318	-.426	.043	-.282	-.601	371	-.314	.166	.287	-.874
319	-.425	.046	-.245	-.673	372	-.255	.245	.323	-1.427
320	-.424	.056	-.194	-.770	401	.340	.142	.715	-.456
321	-.395	.046	-.222	-.542	402	.209	.094	.478	-.109
322	-.439	.064	-.204	-1.026	403	.132	.081	.398	-.120
323	-.387	.051	-.163	-.745	404	.051	.066	.275	-.164
324	-.390	.051	-.224	-.773	405	-.008	.055	.198	-.201
325	-.414	.053	-.258	-.888	406	-.191	.040	-.059	-.314
326	-.425	.058	-.264	-.888	407	.479	.155	.913	-.250
327	-.434	.060	-.260	-.938	408	.278	.086	.644	-.042
328	-.429	.060	-.219	-.883	409	.289	.085	.569	-.065
329	-.444	.064	-.209	-.758	410	.110	.059	.301	-.120
330	-.465	.075	-.198	-.824	411	.463	.168	.884	-.225
331	-.393	.058	-.191	-.683	412	.426	.107	.773	.062
332	-.475	.087	-.184	-1.022	413	.359	.099	.720	.068
333	-.418	.077	-.157	-.777	414	.182	.072	.449	-.040

WIND ENGINEERING STUDY OF DENVER SQUARE
DENVER, COLORADO. CONFIGURATION 1
WIND DIRECTION 90

PRESSURE TAP NUMBER	MEAN PRESSURE COEFFICIENT	RMS PRESSURE COEFFICIENT	MAXIMUM PRESSURE COEFFICIENT	MINIMUM PRESSURE COEFFICIENT	PRESSURE TAP NUMBER	MEAN PRESSURE COEFFICIENT	RMS PRESSURE COEFFICIENT	MAXIMUM PRESSURE COEFFICIENT	MINIMUM PRESSURE COEFFICIENT
415	.045	.057	.255	-.133	451	.012	.053	.239	-.161
416	-.208	.039	-.044	-.317	452	-.150	.074	.092	-.474
417	.469	.157	.403	-.255	453	.150	.060	.370	-.108
418	-.210	.041	-.025	-.347	454	.173	.062	.421	-.003
419	.432	.165	.448	-.190	455	.018	.054	.231	-.163
420	.414	.104	.732	.099	456	.204	.074	.525	-.025
421	.314	.100	.675	.033	457	.212	.079	.588	-.024
422	.154	.072	.406	-.085	458	.057	.059	.346	-.188
423	.029	.059	.255	-.159	501	-.498	.076	-.243	-.832
424	-.220	.045	-.058	-.403	502	-.715	.170	-.321	-1.453
425	.364	.173	.787	-.330	503	-.720	.231	.074	-1.357
426	-.208	.046	-.040	-.384	504	-.817	.134	-.367	-1.312
427	.298	.183	.409	-.325	505	-.559	.079	-.292	-.838
428	.314	.107	.492	-.222	506	-.293	.051	-.131	-.513
429	.272	.087	.577	.041	507	-.273	.097	.021	-.649
430	.135	.062	.403	-.067	508	-.542	.093	-.189	-.916
431	.025	.052	.241	-.147					
432	-.217	.057	-.017	-.490					
433	.222	.195	.807	-.467					
434	-.243	.065	-.021	-.488					
435	.186	.160	.628	-.448					
436	.168	.073	.458	-.050					
437	.151	.073	.409	-.052					
438	.002	.061	.285	-.210					
439	.097	.182	.522	-.705					
440	.172	.101	.476	-.253					
441	.165	.081	.504	-.149					
442	.074	.061	.325	-.099					
443	-.010	.056	.242	-.198					
444	-.211	.067	.019	-.542					
445	.060	.145	.643	-.510					
446	-.179	.073	.055	-.507					
447	.074	.086	.418	-.203					
448	.125	.067	.398	-.174					
449	.148	.063	.479	-.009					
450	.085	.032	.173	.006					

WIND ENGINEERING STUDY OF DENVER SQUARE
DENVER, COLORADO. CONFIGURATION 1
WIND DIRECTION 105

PRESSURE TAP NUMBER	MEAN PRESSURE COEFFICIENT	RMS PRESSURE COEFFICIENT	MAXIMUM PRESSURE COEFFICIENT	MINIMUM PRESSURE COEFFICIENT	PRESSURE TAP NUMBER	MEAN PRESSURE COEFFICIENT	RMS PRESSURE COEFFICIENT	MAXIMUM PRESSURE COEFFICIENT	MINIMUM PRESSURE COEFFICIENT
101	-.122	.053	.088	-.317	156	.070	.066	.356	-.201
102	.136	.074	.372	-.152	157	-.270	.078	-.055	-.584
103	.208	.089	.481	-.111	158	-.104	.041	.055	-.337
104	.252	.093	.551	-.057	159	-.040	.036	.140	-.211
105	.309	.097	.579	-.063	160	-.004	.035	.166	-.173
106	.368	.104	.660	-.048	161	.032	.033	.146	-.081
107	.452	.117	.777	-.044	162	.035	.032	.146	-.074
108	.498	.127	.856	-.121	163	.037	.032	.146	-.087
109	.243	.092	.537	-.121	164	.023	.041	.143	-.211
110	.438	.119	.775	-.032	165	-.065	.046	.139	-.223
111	.567	.140	.951	.037	166	.049	.048	.247	-.201
112	.640	.142	1.018	.029	167	.100	.050	.347	-.053
113	-.096	.053	.107	-.297	168	.067	.039	.221	-.116
114	.197	.086	.528	-.101	169	-.049	.048	.146	-.225
115	.342	.108	.727	-.039	170	.101	.058	.361	-.097
116	.441	.122	.825	.015	171	.153	.068	.465	-.014
117	.528	.129	.967	.083	172	.123	.062	.419	-.058
118	.577	.137	1.000	.135	201	-.456	.117	-.141	-1.038
119	.606	.145	1.071	.114	202	-.429	.086	-.184	-.893
120	.493	.147	.959	-.028	203	-.418	.068	-.219	-.844
121	-.120	.058	.113	-.310	204	-.397	.057	-.207	-.729
122	.453	.159	.938	-.170	205	-.397	.058	-.203	-.638
123	-.133	.065	.170	-.345	206	-.389	.057	-.196	-.632
124	.131	.096	.497	-.137	207	-.447	.089	-.203	-.847
125	.249	.110	.632	-.072	208	-.391	.056	-.207	-.651
126	.342	.125	.742	-.025	209	-.382	.052	-.206	-.571
127	.433	.142	.864	.047	210	-.366	.050	-.207	-.542
128	.473	.149	.932	.054	211	-.464	.088	-.232	-.926
129	.521	.159	.957	.079	212	-.426	.072	-.223	-.779
130	.408	.160	.894	-.176	213	-.410	.058	-.219	-.642
131	-.189	.064	.086	-.449	214	-.383	.053	-.207	-.593
132	.350	.152	.803	-.111	215	-.373	.052	-.199	-.581
133	-.275	.068	-.012	-.568	216	-.356	.052	-.186	-.541
134	-.012	.079	.283	-.244	217	-.475	.097	-.225	-.916
135	.108	.090	.463	-.152	218	-.386	.058	-.228	-.602
136	.194	.104	.610	-.074	219	-.492	.097	-.155	-1.060
137	.282	.125	.773	-.032	220	-.460	.081	-.223	-.765
138	.315	.132	.792	-.013	221	-.455	.076	-.168	-.839
139	.333	.135	.841	.017	222	-.429	.070	-.216	-.757
140	.261	.133	.762	-.094	223	-.421	.069	-.213	-.786
141	-.249	.074	-.035	-.649	224	-.404	.067	-.197	-.713
142	.220	.121	.739	-.139	225	-.500	.108	-.239	-1.211
143	-.095	.068	.156	-.384	226	-.433	.069	-.200	-.689
144	.063	.074	.393	-.201	227	-.515	.130	-.219	-1.332
145	.172	.085	.585	-.078	228	-.485	.100	-.225	-1.028
146	.187	.092	.564	-.078	229	-.488	.100	-.236	-1.076
147	-.291	.077	-.053	-.583	230	-.472	.087	-.223	-.986
148	-.088	.052	.111	-.298	231	-.463	.082	-.213	-.816
149	-.009	.052	.260	-.204	232	-.446	.078	-.210	-.741
150	.055	.064	.386	-.136	233	-.559	.146	-.133	-1.528
151	.119	.071	.562	-.045	234	-.515	.104	-.203	-1.051
152	.144	.073	.568	-.039	235	-.499	.145	-.159	-1.230
153	.168	.075	.577	-.030	236	-.552	.147	-.079	-1.200
154	.139	.088	.538	-.220	237	-.547	.146	-.024	-1.241
155	-.277	.077	-.068	-.661	238	-.518	.123	-.124	-1.197

WIND ENGINEERING STUDY OF DENVER SQUARE
 DENVER, COLORADO. CONFIGURATION 1
 WIND DIRECTION 105

PRESSURE TAP NUMBER	MEAN PRESSURE COEFFICIENT	RMS PRESSURE COEFFICIENT	MAXIMUM PRESSURE COEFFICIENT	MINIMUM PRESSURE COEFFICIENT	PRESSURE TAP NUMBER	MEAN PRESSURE COEFFICIENT	RMS PRESSURE COEFFICIENT	MAXIMUM PRESSURE COEFFICIENT	MINIMUM PRESSURE COEFFICIENT
239	-.437	.150	.032	-1.139	334	-.356	.073	-.165	-.832
240	-.442	.144	.158	-.936	335	-.373	.073	-.186	-.754
241	-.510	.166	.032	-1.127	336	-.407	.089	-.195	-.897
242	-.573	.167	-.201	-1.397	337	-.439	.091	-.173	-.853
243	-.536	.147	-.162	-1.722	338	-.436	.083	-.186	-.924
244	-.516	.134	-.147	-1.348	339	-.444	.099	-.089	-.883
245	-.302	.139	.136	-.859	340	-.485	.112	-.083	-.989
246	-.542	.149	-.126	-1.289	341	-.339	.094	-.089	-1.174
247	-.210	.136	.148	-.618	342	-.482	.130	-.058	-1.171
248	-.166	.102	.162	-.573	343	-.341	.103	-.039	-.894
249	-.203	.117	.244	-.738	344	-.419	.141	-.154	-1.200
250	-.550	.188	.221	-1.468	345	-.416	.105	-.101	-.883
251	-.554	.176	-.171	-1.412	346	-.451	.153	.024	-1.177
252	-.501	.149	-.156	-1.254	347	-.326	.107	-.003	-.822
253	-.101	.092	.214	-.391	348	-.351	.110	-.064	-1.310
254	-.106	.116	.297	-.547	349	-.398	.143	-.118	-1.336
255	-.555	.183	-.095	-1.598	350	-.467	.179	-.114	-1.380
256	-.083	.089	.256	-.359	351	-.400	.116	-.041	-1.031
257	-.053	.126	.397	-.598	352	-.372	.125	.142	-.894
258	-.532	.184	-.097	-1.513	353	-.416	.165	.056	-1.463
301	-.309	.048	-.139	-.471	354	-.442	.159	.006	-1.410
302	-.313	.047	-.141	-.465	355	-.304	.130	.048	-.922
303	-.316	.046	-.145	-.465	356	-.371	.210	.156	-1.640
304	-.307	.045	-.154	-.467	357	-.317	.120	-.008	-.912
305	-.321	.054	-.141	-.799	358	-.344	.132	-.045	-1.278
306	-.333	.061	-.074	-.752	359	-.389	.176	-.094	-1.634
307	-.350	.067	-.120	-1.167	360	-.458	.210	.103	-1.307
308	-.371	.074	-.091	-.918	361	-.299	.141	.109	-.779
309	-.316	.043	-.170	-.473	362	-.276	.174	.315	-1.088
310	-.323	.042	-.167	-.510	363	-.324	.211	.211	-1.310
311	-.337	.045	-.194	-.535	364	-.323	.214	.164	-1.222
312	-.342	.053	-.184	-.580	365	-.317	.143	.083	-1.025
313	-.315	.039	-.152	-.505	366	-.387	.182	-.033	-1.365
314	-.322	.038	-.197	-.493	367	-.222	.157	.211	-.983
315	-.331	.034	-.203	-.506	368	-.276	.229	.224	-1.027
316	-.327	.034	-.203	-.497	369	-.319	.140	-.032	-1.025
317	-.335	.043	-.213	-.502	370	-.383	.186	-.032	-1.189
318	-.340	.043	-.193	-.500	371	-.206	.150	.232	-.744
319	-.348	.047	-.184	-.500	372	-.280	.228	.312	-1.351
320	-.367	.060	-.180	-.590	401	-.369	.196	.335	-1.294
321	-.316	.045	-.155	-.473	402	-.020	.136	.227	-.725
322	-.389	.067	-.157	-.774	403	-.009	.051	.219	-.331
323	-.318	.052	-.099	-.525	404	-.046	.041	.148	-.203
324	-.319	.051	-.145	-.523	405	-.079	.038	.042	-.206
325	-.334	.046	-.193	-.606	406	-.190	.036	-.064	-.297
326	-.350	.050	-.213	-.705	407	-.170	.214	.506	-1.248
327	-.364	.056	-.175	-.721	408	.084	.061	.274	-.274
328	-.355	.057	-.190	-.641	409	.126	.056	.331	-.328
329	-.371	.062	-.171	-.655	410	.013	.040	.227	-.190
330	-.409	.072	-.116	-.718	411	-.234	.203	.560	-1.043
331	-.313	.061	-.083	-.671	412	-.064	.262	.464	-.933
332	-.415	.086	-.087	-.938	413	.114	.108	.373	-.800
333	-.339	.075	-.029	-.822	414	.028	.047	.190	-.155

WIND ENGINEERING STUDY OF DENVER SQUARE
DENVER, COLORADO. CONFIGURATION 1
WIND DIRECTION 105

PRESSURE TAP NUMBR	MEAN PRESSURE COEFFICIENT	RMS PRESSURE COEFFICIENT	MAXIMUM PRESSURE COEFFICIENT	MINIMUM PRESSURE COEFFICIENT	PRESSURE TAP NUMBER	MEAN PRESSURE COEFFICIENT	RMS PRESSURE COEFFICIENT	MAXIMUM PRESSURE COEFFICIENT	MINIMUM PRESSURE COEFFICIENT
415	-.062	.038	.080	-.200	451	-.024	.046	.160	-.240
416	-.217	.034	-.042	-.323	452	-.133	.067	.066	-.431
417	-.216	.207	.569	-.948	453	.068	.042	.241	-.227
418	-.212	.037	-.088	-.355	454	.087	.048	.330	-.090
419	-.213	.224	.626	-1.041	455	-.008	.049	.211	-.156
420	-.069	.250	.548	-.981	456	.100	.054	.389	-.305
421	.079	.121	.342	-.673	457	.121	.054	.419	-.036
422	.018	.050	.197	-.341	458	.015	.054	.266	-.152
423	-.062	.044	.099	-.209	501	-.534	.088	-.244	-1.037
424	-.217	.042	-.085	-.395	502	-.573	.080	-.293	-.875
425	-.161	.235	.585	-.938	503	-.744	.131	-.374	-1.191
426	-.207	.047	.003	-.427	504	-.532	.126	-.085	-.978
427	-.134	.233	.519	-1.050	505	-.428	.085	-.080	-.739
428	-.015	.202	.486	-.831	506	-.288	.080	-.025	-.578
429	.050	.116	.402	-.556	507	-.406	.087	-.094	-.736
430	.009	.056	.224	-.231	508	-.545	.097	-.054	-.934
431	-.059	.050	.140	-.200					
432	-.211	.058	-.028	-.472					
433	-.102	.227	.697	-.945					
434	-.226	.064	-.030	-.464					
435	-.017	.177	.561	-.811					
436	.046	.066	.311	-.285					
437	.056	.064	.384	-.198					
438	-.038	.060	.233	-.286					
439	-.033	.178	.467	-.756					
440	.039	.110	.380	-.545					
441	.054	.074	.400	-.411					
442	.003	.053	.273	-.198					
443	-.051	.051	.225	-.240					
444	-.187	.066	.026	-.460					
445	-.019	.126	.471	-.629					
446	-.157	.069	.068	-.452					
447	.007	.066	.247	-.561					
448	.040	.058	.337	-.353					
449	.057	.047	.289	-.165					
450	.022	.044	.273	-.169					

WIND ENGINEERING STUDY OF DENVER SQUARE
DENVER, COLORADO. CONFIGURATION 1
WIND DIRECTION 120

PRESSURE TAP NUMBER	MEAN PRESSURE COEFFICIENT	RMS PRESSURE COEFFICIENT	MAXIMUM PRESSURE COEFFICIENT	MINIMUM PRESSURE COEFFICIENT	PRESSURE TAP NUMBER	MEAN PRESSURE COEFFICIENT	RMS PRESSURE COEFFICIENT	MAXIMUM PRESSURE COEFFICIENT	MINIMUM PRESSURE COEFFICIENT
101	.028	.084	.323	-.348	156	-.083	.053	.121	-.410
102	.295	.113	.635	-.123	157	-.237	.084	-.010	-.615
103	.351	.119	.754	-.110	158	-.082	.051	.080	-.268
104	.372	.112	.741	-.079	159	-.046	.044	.106	-.221
105	.403	.129	.863	-.004	160	-.028	.044	.123	-.198
106	.438	.127	.799	.007	161	-.001	.043	.214	-.157
107	.465	.130	.777	-.012	162	-.010	.039	.160	-.144
108	.304	.121	.648	-.228	163	-.032	.036	.118	-.151
109	.343	.113	.675	-.079	164	-.109	.051	.043	-.429
110	.517	.132	.893	.132	165	-.022	.048	.147	-.185
111	.597	.139	.974	.106	166	.062	.047	.235	-.071
112	.540	.134	.932	.041	167	.096	.049	.297	-.057
113	.009	.079	.284	-.263	168	0.000	.044	.166	-.208
114	.306	.109	.638	-.046	169	.022	.059	.247	-.185
115	.433	.125	.821	.054	170	.136	.066	.448	-.031
116	.506	.136	.957	.113	171	.181	.077	.529	-.010
117	.588	.140	.954	.151	172	.111	.063	.401	-.074
118	.602	.141	.968	.132	201	-.386	.194	.079	-1.595
119	.558	.139	.955	.029	202	-.349	.135	.088	-1.087
120	.222	.120	.630	-.276	203	-.352	.135	.073	-1.144
121	-.020	.077	.289	-.323	204	-.346	.113	-.019	-.983
122	.190	.124	.569	-.234	205	-.323	.089	-.080	-.835
123	-.047	.073	.275	-.306	206	-.315	.079	-.104	-.725
124	.220	.091	.541	-.069	207	-.361	.146	.112	-1.061
125	.339	.107	.754	.078	208	-.321	.103	.055	-1.056
126	.418	.115	.817	.129	209	-.320	.094	-.058	-.934
127	.483	.132	.899	.143	210	-.299	.078	-.086	-.858
128	.492	.141	.929	.081	211	-.399	.163	.022	-1.576
129	.444	.145	.933	-.116	212	-.372	.116	.123	-1.135
130	.162	.132	.564	-.289	213	-.356	.110	.031	-.938
131	-.109	.083	.266	-.423	214	-.331	.104	-.016	-1.284
132	.115	.133	.541	-.635	215	-.310	.089	-.044	-1.159
133	-.185	.076	.091	-.562	216	-.297	.080	-.067	-.932
134	.108	.082	.474	-.113	217	-.415	.154	-.051	-1.313
135	.234	.092	.585	0.000	218	-.310	.083	-.077	-.734
136	.322	.104	.679	.036	219	-.433	.165	.063	-1.405
137	.378	.124	.859	.081	220	-.402	.119	.086	-.864
138	.383	.130	.910	.074	221	-.398	.124	-.026	-.956
139	.338	.130	.892	.010	222	-.382	.116	-.058	-1.211
140	.067	.118	.537	-.332	223	-.363	.101	-.092	-.896
141	-.228	.075	.053	-.515	224	-.350	.096	-.076	-.776
142	.019	.115	.571	-.342	225	-.450	.172	-.020	-1.341
143	-.055	.071	.294	-.390	226	-.386	.103	-.039	-.894
144	.131	.088	.504	-.090	227	-.433	.169	.034	-1.383
145	.254	.117	.752	-.054	228	-.410	.127	-.022	-.962
146	.145	.117	.519	-.164	229	-.421	.126	.034	-.970
147	-.281	.078	-.057	-.599	230	-.425	.122	-.079	-1.233
148	-.057	.050	.198	-.263	231	-.416	.113	-.080	-1.249
149	.043	.056	.337	-.156	232	-.400	.104	-.055	-1.135
150	.136	.085	.514	-.150	233	-.463	.157	-.013	-1.240
151	.202	.102	.763	-.094	234	-.469	.106	-.168	-1.041
152	.184	.097	.622	-.068	235	-.388	.141	.141	-.966
153	.136	.090	.539	-.093	236	-.477	.150	.077	-1.106
154	-.050	.076	.372	-.404	237	-.513	.164	.140	-1.244
155	-.270	.091	.026	-.646	238	-.491	.131	-.101	-1.162

WIND ENGINEERING STUDY OF DENVER SQUARE
 DENVER, COLORADO. CONFIGURATION 1
 WIND DIRECTION 120

PRESSURE TAP NUMBR	MEAN PRESSURE COEFFICIENT	RMS PRESSURE COEFFICIENT	MAXIMUM PRESSURE COEFFICIENT	MINIMUM PRESSURE COEFFICIENT	PRESSURE TAP NUMBER	MEAN PRESSURE COEFFICIENT	RMS PRESSURE COEFFICIENT	MAXIMUM PRESSURE COEFFICIENT	MINIMUM PRESSURE COEFFICIENT
239	-.320	.123	.113	-1.017	334	-.272	.073	-.064	-.759
240	-.327	.137	.131	-.854	335	-.291	.079	-.122	-.661
241	-.387	.160	.175	-.987	336	-.312	.089	-.095	-.825
242	-.543	.182	.079	-1.354	337	-.305	.070	-.086	-.655
243	-.524	.162	-.013	-1.513	338	-.309	.073	.009	-.594
244	-.500	.141	-.177	-1.293	339	-.331	.087	-.046	-.729
245	-.224	.113	.083	-.702	340	-.384	.104	-.053	-.843
246	-.563	.204	-.042	-1.584	341	-.268	.086	-.012	-.989
247	-.171	.098	.085	-.502	342	-.404	.124	.012	-.916
248	-.124	.069	.091	-.386	343	-.265	.095	-.034	-.913
249	-.122	.074	.123	-.441	344	-.320	.106	-.110	-.943
250	-.224	.153	.180	-.889	345	-.289	.092	.186	-.675
251	-.420	.223	.215	-1.480	346	-.361	.131	.055	-.978
252	-.556	.234	-.004	-1.571	347	-.241	.106	-.004	-.993
253	-.089	.067	.134	-.355	348	-.248	.095	-.028	-.846
254	-.073	.064	.166	-.294	349	-.300	.108	-.095	-1.066
255	-.328	.154	.036	-1.125	350	-.335	.120	-.039	-.944
256	-.081	.064	.137	-.331	351	-.265	.088	.110	-.643
257	-.058	.069	.238	-.284	352	-.271	.120	.092	-.763
258	-.294	.173	.076	-1.394	353	-.350	.160	.116	-1.133
301	-.195	.052	-.050	-.382	354	-.348	.144	.104	-1.055
302	-.200	.051	-.054	-.394	355	-.223	.105	.027	-.972
303	-.201	.052	-.007	-.563	356	-.279	.182	.085	-1.146
304	-.207	.056	-.044	-.638	357	-.207	.091	.019	-.631
305	-.227	.060	.003	-.620	358	-.219	.094	-.016	-.760
306	-.242	.063	-.003	-.541	359	-.251	.122	-.027	-.876
307	-.247	.071	.022	-.565	360	-.279	.127	.148	-.788
308	-.274	.093	.010	-.676	361	-.193	.095	.223	-.653
309	-.198	.047	-.022	-.398	362	-.188	.122	.251	-.790
310	-.208	.046	-.032	-.391	363	-.244	.178	.114	-1.127
311	-.222	.048	-.047	-.416	364	-.238	.175	.145	-1.495
312	-.240	.060	-.032	-.614	365	-.203	.092	-.004	-.634
313	-.214	.052	-.032	-.629	366	-.245	.113	-.013	-.794
314	-.220	.046	-.072	-.468	367	-.129	.095	.169	-.563
315	-.222	.044	-.083	-.448	368	-.213	.151	.096	-.845
316	-.226	.044	-.088	-.455	369	-.212	.094	.018	-.698
317	-.230	.048	-.070	-.474	370	-.241	.118	.080	-.882
318	-.237	.047	-.060	-.457	371	-.132	.091	.245	-.661
319	-.245	.052	-.051	-.536	372	-.192	.146	.113	-.978
320	-.291	.077	-.018	-.697	401	-.791	.223	-.312	-1.905
321	-.214	.055	-.050	-.544	402	-.630	.165	-.143	-1.171
322	-.303	.077	-.042	-.600	403	-.376	.165	.012	-1.176
323	-.220	.057	.012	-.496	404	-.133	.059	.062	-.500
324	-.223	.053	-.034	-.433	405	-.134	.047	.032	-.431
325	-.241	.054	-.093	-.499	406	-.171	.046	-.013	-.394
326	-.257	.058	-.098	-.544	407	-.671	.157	-.212	-1.549
327	-.255	.057	-.085	-.528	408	-.340	.199	.267	-.921
328	-.254	.056	-.036	-.512	409	-.104	.132	.213	-.666
329	-.268	.065	-.016	-.652	410	-.049	.059	.163	-.376
330	-.329	.092	-.034	-.746	411	-.606	.128	-.193	-1.574
331	-.217	.065	.019	-.617	412	-.627	.146	-.071	-1.374
332	-.341	.103	-.020	-.772	413	-.536	.208	.141	-1.214
333	-.260	.076	-.033	-.724	414	-.167	.124	.137	-.713

WIND ENGINEERING STUDY OF DENVER SQUARE
DENVER, COLORADO. CONFIGURATION 1
WIND DIRECTION 120

PRESSURE TAP NUMBER	MEAN PRESSURE COEFFICIENT	RMS PRESSURE COEFFICIENT	MAXIMUM PRESSURE COEFFICIENT	MINIMUM PRESSURE COEFFICIENT	PRESSURE TAP NUMBER	MEAN PRESSURE COEFFICIENT	RMS PRESSURE COEFFICIENT	MAXIMUM PRESSURE COEFFICIENT	MINIMUM PRESSURE COEFFICIENT
415	-.149	.070	.041	-.544	451	-.080	.051	.090	-.454
416	-.197	.047	.003	-.382	452	-.131	.060	.063	-.488
417	-.604	.150	-.210	-1.364	453	-.174	.122	.090	-.715
418	-.196	.056	.004	-.605	454	-.049	.061	.201	-.410
419	-.623	.168	-.165	-1.375	455	-.055	.046	.130	-.268
420	-.611	.199	.143	-1.431	456	-.168	.142	.154	-1.170
421	-.445	.224	.168	-1.217	457	.003	.064	.281	-.330
422	-.153	.124	.148	-.939	458	-.034	.047	.153	-.214
423	-.147	.079	.093	-.685	501	-.436	.114	-.151	-1.380
424	-.200	.056	-.006	-.555	502	-.501	.097	-.206	-.921
425	-.578	.168	-.112	-1.290	503	-.596	.136	-.220	-1.164
426	-.185	.057	0.000	-.551	504	-.482	.110	-.140	-.913
427	-.543	.180	-.079	-1.396	505	-.227	.103	.093	-.606
428	-.464	.216	.123	-1.353	506	-.353	.107	.045	-.747
429	-.309	.215	.132	-1.176	507	-.342	.126	.133	-.807
430	-.116	.102	.163	-.683	508	-.436	.137	.064	-1.197
431	-.115	.070	.113	-.604					
432	-.183	.063	.015	-.613					
433	-.617	.209	-.108	-1.667					
434	-.226	.072	.093	-.542					
435	-.476	.188	.104	-1.340					
436	-.210	.168	.191	-.942					
437	-.096	.121	.245	-.651					
438	-.091	.082	.227	-.546					
439	-.435	.188	.053	-1.404					
440	-.367	.197	.078	-1.291					
441	-.254	.189	.268	-1.019					
442	-.108	.093	.230	-.568					
443	-.112	.072	.203	-.465					
444	-.182	.068	.063	-.474					
445	-.312	.162	.064	-1.414					
446	-.160	.070	.034	-.512					
447	-.223	.130	.030	-1.206					
448	-.208	.124	.040	-.913					
449	-.154	.114	.164	-.782					
450	-.072	.060	.154	-.420					

WIND ENGINEERING STUDY OF DENVER SQUARE
DENVER, COLORADO. CONFIGURATION 1
WIND DIRECTION 135

PRESSURE TAP NUMBER	MEAN PRESSURE COEFFICIENT	RMS PRESSURE COEFFICIENT	MAXIMUM PRESSURE COEFFICIENT	MINIMUM PRESSURE COEFFICIENT	PRESSURE TAP NUMBER	MEAN PRESSURE COEFFICIENT	RMS PRESSURE COEFFICIENT	MAXIMUM PRESSURE COEFFICIENT	MINIMUM PRESSURE COEFFICIENT
101	.099	.144	.546	-.362	156	-.183	.061	.200	-.583
102	.356	.174	.810	-.260	157	-.124	.112	.262	-.501
103	.385	.178	.818	-.200	158	-.029	.077	.239	-.356
104	.386	.175	.798	-.230	159	.032	.080	.280	-.434
105	.396	.173	.842	-.275	160	.072	.088	.383	-.517
106	.404	.166	.863	-.226	161	.073	.082	.391	-.418
107	.381	.162	.879	-.218	162	.024	.073	.329	-.310
108	.158	.141	.613	-.466	163	-.048	.064	.211	-.294
109	.363	.178	.869	-.227	164	-.186	.060	.013	-.463
110	.507	.194	1.093	-.141	165	.017	.072	.256	-.252
111	.530	.196	1.035	-.280	166	.134	.086	.500	-.230
112	.409	.176	.836	-.277	167	.152	.076	.450	-.194
113	.013	.133	.493	-.411	168	.024	.057	.254	-.198
114	.320	.172	.840	-.172	169	.059	.067	.348	-.227
115	.407	.187	.981	-.090	170	.185	.090	.581	-.090
116	.437	.194	1.089	-.136	171	.195	.085	.660	-.034
117	.456	.198	1.003	-.064	172	.085	.065	.361	-.106
118	.438	.190	.915	-.102	201	-.213	.144	.193	-1.267
119	.359	.179	.840	-.260	202	-.242	.158	.259	-.920
120	.061	.143	.510	-.437	203	-.325	.187	.190	-1.236
121	-.039	.137	.556	-.514	204	-.498	.189	.083	-1.395
122	.026	.151	.483	-.426	205	-.524	.176	.007	-1.217
123	-.051	.124	.446	-.490	206	-.617	.269	-.119	-2.523
124	.194	.132	.742	-.197	207	-.185	.144	.174	-.848
125	.254	.130	.890	-.087	208	-.321	.180	.233	-1.021
126	.291	.137	.905	-.061	209	-.429	.184	.132	-1.260
127	.296	.149	.970	-.063	210	-.529	.174	-.003	-1.542
128	.271	.152	.876	-.109	211	-.214	.147	.107	-1.036
129	.212	.152	.674	-.191	212	-.228	.145	.144	-.908
130	-.012	.144	.477	-.592	213	-.324	.195	.198	-1.096
131	-.042	.146	.552	-.571	214	-.498	.216	.150	-1.662
132	-.055	.144	.565	-.629	215	-.528	.198	.027	-1.505
133	-.066	.147	.471	-.552	216	-.509	.176	.013	-1.612
134	.174	.093	.606	-.178	217	-.211	.154	.129	-1.089
135	.204	.086	.579	-.064	218	-.528	.202	-.070	-1.686
136	.200	.094	.660	-.060	219	-.185	.121	.116	-1.104
137	.208	.111	.665	-.077	220	-.189	.125	.129	-.943
138	.184	.119	.632	-.130	221	-.231	.175	.256	-1.487
139	.126	.122	.612	-.243	222	-.458	.251	.083	-1.783
140	-.095	.122	.306	-.619	223	-.559	.239	.024	-1.642
141	.004	.157	.491	-.590	224	-.567	.209	-.120	-1.744
142	-.119	.116	.302	-.624	225	-.145	.074	.079	-.958
143	.124	.110	.597	-.256	226	-.567	.231	.079	-1.645
144	.081	.061	.405	-.103	227	-.144	.054	.010	-.594
145	.066	.075	.427	-.162	228	-.126	.056	.059	-.738
146	-.023	.093	.369	-.353	229	-.133	.075	.168	-.642
147	.103	.138	.551	-.548	230	-.243	.201	.122	-1.307
148	.089	.083	.382	-.262	231	-.405	.288	.089	-1.968
149	.057	.060	.267	-.152	232	-.536	.244	.120	-1.780
150	.046	.048	.258	-.118	233	-.177	.053	-.017	-.447
151	.045	.053	.303	-.109	234	-.473	.225	.213	-1.665
152	.031	.064	.375	-.134	235	-.123	.042	.054	-.320
153	.003	.075	.357	-.189	236	-.120	.048	.125	-.488
154	-.148	.090	.239	-.599	237	-.159	.059	.065	-.617
155	-.016	.143	.427	-.593	238	-.285	.180	.194	-1.572

WIND ENGINEERING STUDY OF DENVER SQUARE
 DENVER, COLORADO, CONFIGURATION 1
 WIND DIRECTION 135

PRESSURE TAP NUMBER	MEAN PRESSURE COEFFICIENT	RMS PRESSURE COEFFICIENT	MAXIMUM PRESSURE COEFFICIENT	MINIMUM PRESSURE COEFFICIENT	PRESSURE TAP NUMBER	MEAN PRESSURE COEFFICIENT	RMS PRESSURE COEFFICIENT	MAXIMUM PRESSURE COEFFICIENT	MINIMUM PRESSURE COEFFICIENT
239	-.181	.063	-.015	-.522	334	-.176	.052	-.005	-.467
240	-.150	.036	-.023	-.431	335	-.170	.041	-.006	-.362
241	-.151	.036	-.024	-.497	336	-.160	.035	-.033	-.356
242	-.156	.077	.105	-.877	337	-.172	.040	-.041	-.350
243	-.145	.134	.026	-1.040	338	-.180	.047	-.041	-.410
244	-.296	.181	.096	-1.165	339	-.175	.047	-.059	-.377
245	-.165	.065	.056	-.527	340	-.166	.047	-.024	-.416
246	-.269	.120	.032	-.892	341	-.185	.066	.003	-.621
247	-.148	.064	.033	-.431	342	-.178	.061	-.009	-.582
248	-.127	.040	.014	-.251	343	-.174	.044	-.029	-.413
249	-.134	.038	.014	-.326	344	-.174	.036	-.035	-.389
250	-.156	.051	.020	-.555	345	-.185	.058	-.029	-.465
251	-.191	.071	.033	-.641	346	-.199	.084	-.029	-.773
252	-.268	.089	-.006	-.686	347	-.171	.049	.006	-.417
253	-.111	.044	.038	-.260	348	-.169	.041	-.041	-.354
254	-.113	.042	.047	-.320	349	-.182	.040	-.006	-.351
255	-.201	.076	.147	-.590	350	-.180	.038	-.053	-.387
256	-.100	.040	.036	-.231	351	-.171	.042	-.042	-.386
257	-.101	.043	.062	-.242	352	-.184	.065	-.042	-.641
258	-.189	.093	.320	-.680	353	-.200	.083	-.009	-.779
301	-.209	.118	.141	-.758	354	-.189	.076	.008	-.644
302	-.186	.045	.067	-.796	355	-.168	.049	-.006	-.521
303	-.182	.083	.055	-.691	356	-.186	.101	.050	-.751
304	-.180	.078	.062	-.487	357	-.165	.051	-.030	-.470
305	-.176	.081	.076	-.532	358	-.170	.050	-.053	-.483
306	-.176	.081	.079	-.544	359	-.182	.056	-.062	-.515
307	-.175	.086	.117	-.587	360	-.187	.061	-.050	-.537
308	-.181	.096	.129	-.579	361	-.157	.054	.036	-.399
309	-.174	.084	.100	-.545	362	-.156	.080	.077	-.546
310	-.161	.059	.031	-.397	363	-.179	.111	.066	-.787
311	-.164	.061	.055	-.432	364	-.169	.109	.056	-.823
312	-.166	.083	.108	-.541	365	-.167	.054	-.042	-.501
313	-.208	.102	.101	-.628	366	-.180	.059	-.047	-.522
314	-.173	.062	.027	-.420	367	-.128	.057	.083	-.437
315	-.159	.048	.018	-.361	368	-.160	.098	.138	-.665
316	-.150	.042	.024	-.306	369	-.158	.049	-.042	-.431
317	-.157	.051	.007	-.398	370	-.171	.059	-.048	-.549
318	-.168	.069	-.028	-.410	371	-.138	.060	.093	-.405
319	-.172	.072	.021	-.468	372	-.174	.094	.060	-.632
320	-.183	.098	.059	-.584	401	-.449	.161	-.073	-1.621
321	-.211	.110	.103	-.689	402	-.445	.152	-.066	-1.132
322	-.179	.089	.065	-.704	403	-.464	.174	-.051	-1.426
323	-.202	.103	.091	-.640	404	-.363	.187	.254	-1.244
324	-.163	.065	.058	-.483	405	-.283	.158	.209	-1.121
325	-.148	.053	.030	-.478	406	-.259	.174	.170	-1.269
326	-.144	.038	.003	-.305	407	-.410	.152	-.049	-1.217
327	-.151	.042	.015	-.364	408	-.413	.158	.064	-1.211
328	-.155	.050	.006	-.420	409	-.379	.158	.085	-.954
329	-.155	.060	.048	-.471	410	-.262	.168	.221	-1.129
330	-.161	.072	.059	-.570	411	-.399	.157	.009	-1.121
331	-.189	.101	.111	-.618	412	-.423	.172	.003	-1.314
332	-.150	.062	.034	-.529	413	-.428	.183	.097	-1.260
333	-.184	.072	.056	-.609	414	-.335	.162	.139	-1.005

WIND ENGINEERING STUDY OF DENVER SQUARE
DENVER, COLORADO. CONFIGURATION 1
WIND DIRECTION 135

PRESSURE TAP NUMBER	MEAN PRESSURE COEFFICIENT	RMS PRESSURE COEFFICIENT	MAXIMUM PRESSURE COEFFICIENT	MINIMUM PRESSURE COEFFICIENT	PRESSURE TAP NUMBER	MEAN PRESSURE COEFFICIENT	RMS PRESSURE COEFFICIENT	MAXIMUM PRESSURE COEFFICIENT	MINIMUM PRESSURE COEFFICIENT
415	-.302	.157	.206	-.964	451	-.164	.072	.125	-.504
416	-.315	.207	.229	-1.491	452	-.168	.058	.036	-.651
417	-.425	.187	.001	-1.410	453	-.281	.112	.003	-.978
418	-.243	.200	.151	-1.349	454	-.158	.099	.236	-.698
419	-.445	.202	-.066	-1.435	455	-.068	.056	.188	-.385
420	-.454	.217	.034	-1.580	456	-.274	.126	.029	-1.004
421	-.441	.213	.043	-1.382	457	-.086	.120	.366	-.717
422	-.318	.169	.145	-.969	458	-.044	.064	.191	-.411
423	-.278	.155	.205	-.879	501	-.494	.156	-.094	-1.405
424	-.286	.200	.142	-1.395	502	-.456	.119	-.132	-1.452
425	-.461	.200	-.022	-1.497	503	-.473	.151	-.100	-1.335
426	-.247	.181	.197	-1.311	504	-.449	.162	.091	-1.371
427	-.462	.199	-.055	-1.559	505	-.279	.166	.397	-.899
428	-.460	.213	-.024	-1.565	506	-.300	.150	.232	-.805
429	-.406	.194	.016	-1.542	507	-.250	.152	.281	-.958
430	-.271	.141	.102	-.900	508	-.445	.175	.120	-1.145
431	-.220	.122	.169	-.902					
432	-.222	.147	.154	-1.166					
433	-.440	.170	-.042	-1.325					
434	-.328	.199	.121	-1.252					
435	-.427	.156	-.068	-1.450					
436	-.383	.148	.048	-1.239					
437	-.325	.135	.188	-.953					
438	-.266	.139	.141	-.997					
439	-.424	.177	-.036	-2.021					
440	-.419	.174	-.028	-2.056					
441	-.403	.172	.182	-1.619					
442	-.300	.130	.166	-.864					
443	-.254	.113	.178	-.653					
444	-.250	.122	.080	-1.075					
445	-.381	.146	-.054	-1.224					
446	-.209	.080	.032	-.670					
447	-.324	.113	-.010	-.896					
448	-.325	.112	-.036	-.902					
449	-.311	.130	.092	-1.157					
450	-.196	.089	.089	-.632					

WIND ENGINEERING STUDY OF DENVER SQUARE
DENVER, COLORADO. CONFIGURATION 1
WIND DIRECTION 150

PRESSURE TAP NUMBER	MEAN PRESSURE COEFFICIENT	RMS PRESSURE COEFFICIENT	MAXIMUM PRESSURE COEFFICIENT	MINIMUM PRESSURE COEFFICIENT	PRESSURE TAP NUMBER	MEAN PRESSURE COEFFICIENT	RMS PRESSURE COEFFICIENT	MAXIMUM PRESSURE COEFFICIENT	MINIMUM PRESSURE COEFFICIENT
101	.345	.161	.879	-.237	156	-.212	.059	-.047	-.524
102	.477	.158	.942	-.070	157	.170	.109	.553	-.231
103	.428	.153	.898	-.199	158	.090	.069	.413	-.164
104	.372	.147	.848	-.123	159	-.005	.044	.207	-.440
105	.300	.140	.745	-.122	160	-.035	.050	.207	-.307
106	.278	.138	.686	-.116	161	-.026	.072	.223	-.527
107	.227	.137	.641	-.168	162	-.038	.074	.224	-.427
108	.028	.103	.414	-.290	163	-.073	.069	.140	-.504
109	.518	.173	.946	-.092	164	-.197	.071	.017	-.726
110	.546	.165	1.016	.025	165	.132	.105	.606	-.277
111	.451	.152	.927	.010	166	.009	.048	.240	-.170
112	.295	.132	.741	-.135	167	-.003	.063	.329	-.274
113	.269	.172	.843	-.425	168	-.060	.065	.180	-.383
114	.512	.169	.948	-.019	169	.114	.102	.550	-.150
115	.524	.161	1.011	.088	170	.016	.047	.239	-.139
116	.479	.151	.997	.122	171	.013	.063	.354	-.163
117	.408	.135	.842	.030	172	-.002	.081	.418	-.277
118	.342	.124	.811	-.003	201	-.158	.043	-.010	-.323
119	.231	.111	.686	-.110	202	-.108	.040	.070	-.397
120	-.016	.076	.257	-.299	203	-.106	.046	.048	-.466
121	.267	.181	.808	-.306	204	-.184	.108	.033	-.865
122	-.022	.080	.256	-.397	205	-.368	.192	.062	-1.416
123	.282	.180	.848	-.257	206	-.687	.236	.056	-1.902
124	.473	.153	1.043	.013	207	-.044	.048	.104	-.253
125	.449	.134	.912	.070	208	-.025	.081	.185	-.410
126	.408	.116	.864	.061	209	-.100	.119	.211	-.740
127	.318	.101	.727	.059	210	-.539	.183	.158	-1.231
128	.236	.090	.643	-.006	211	-.161	.035	-.033	-.285
129	.142	.084	.547	-.128	212	-.107	.037	.052	-.313
130	-.044	.067	.280	-.364	213	-.086	.057	.075	-.558
131	.314	.172	.892	-.241	214	-.175	.173	.149	-.975
132	-.070	.066	.184	-.388	215	-.392	.246	.132	-1.434
133	.267	.147	.853	-.323	216	-.544	.194	.072	-1.441
134	.339	.108	.764	-.096	217	-.153	.036	-.013	-.298
135	.284	.089	.647	-.059	218	-.535	.211	.295	-1.484
136	.209	.080	.603	-.030	219	-.167	.037	-.010	-.317
137	.146	.077	.520	-.076	220	-.105	.033	.001	-.249
138	.088	.072	.418	-.107	221	-.076	.044	.084	-.311
139	.022	.064	.347	-.169	222	-.080	.111	.159	-.739
140	-.128	.053	.107	-.297	223	-.233	.232	.253	-1.337
141	.317	.135	.943	-.096	224	-.512	.212	.223	-1.635
142	-.161	.056	.067	-.357	225	-.157	.039	-.013	-.306
143	.290	.116	.811	-.109	226	-.508	.225	.198	-1.835
144	.085	.064	.330	-.176	227	-.158	.042	.038	-.326
145	.020	.055	.270	-.164	228	-.103	.032	.022	-.233
146	-.044	.061	.227	-.313	229	-.081	.033	.042	-.213
147	.297	.132	.840	-.291	230	-.041	.050	.142	-.372
148	.156	.087	.498	-.279	231	-.072	.137	.245	-.899
149	.020	.054	.227	-.183	232	-.417	.202	.229	-1.377
150	.003	.054	.184	-.210	233	-.202	.053	-.003	-.387
151	.012	.045	.171	-.134	234	-.324	.217	.424	-1.219
152	-.016	.041	.167	-.163	235	-.099	.040	.060	-.247
153	-.066	.043	.129	-.241	236	-.074	.037	.058	-.226
154	-.191	.051	-.023	-.381	237	-.136	.036	.054	-.263
155	.220	.127	.673	-.257	238	-.120	.103	.320	-.537

WIND ENGINEERING STUDY OF DENVER SQUARE
DENVER, COLORADO. CONFIGURATION 1
WIND DIRECTION 150

PRESSURE TAP NUMBER	MEAN PRESSURE COEFFICIENT	RMS PRESSURE COEFFICIENT	MAXIMUM PRESSURE COEFFICIENT	MINIMUM PRESSURE COEFFICIENT	PRESSURE TAP NUMBER	MEAN PRESSURE COEFFICIENT	RMS PRESSURE COEFFICIENT	MAXIMUM PRESSURE COEFFICIENT	MINIMUM PRESSURE COEFFICIENT
239	-.203	.060	.010	-.449	334	-.234	.060	.055	-.502
240	-.158	.036	-.042	-.305	335	-.227	.053	-.033	-.455
241	-.149	.034	-.049	-.277	336	-.224	.049	-.055	-.415
242	-.106	.033	0.000	-.231	337	-.241	.053	-.085	-.472
243	-.058	.039	.097	-.314	338	-.231	.049	-.040	-.432
244	-.165	.130	.280	-.624	339	-.214	.047	-.057	-.408
245	-.196	.061	.028	-.436	340	-.199	.050	-.015	-.405
246	-.226	.131	.301	-.713	341	-.267	.078	.060	-.655
247	-.196	.062	.013	-.442	342	-.196	.055	.031	-.469
248	-.158	.046	-.007	-.323	343	-.235	.074	.094	-.545
249	-.151	.041	-.022	-.308	344	-.211	.065	.058	-.452
250	-.125	.042	.003	-.290	345	-.220	.060	-.022	-.444
251	-.113	.055	.054	-.409	346	-.196	.056	.030	-.396
252	-.280	.114	.074	-.880	347	-.293	.074	.068	-.555
253	-.147	.048	.027	-.332	348	-.239	.072	.079	-.476
254	-.129	.046	.049	-.305	349	-.231	.072	.051	-.487
255	-.163	.104	.182	-.652	350	-.232	.072	.045	-.569
256	-.149	.047	.012	-.335	351	-.247	.080	-.004	-.656
257	-.132	.046	.067	-.311	352	-.235	.072	-.034	-.622
258	-.160	.108	.234	-.609	353	-.206	.055	-.021	-.478
301	-.228	.089	.042	-.791	354	-.190	.058	.034	-.432
302	-.201	.063	.045	-.498	355	-.287	.080	.079	-.682
303	-.191	.053	.001	-.546	356	-.192	.061	-.004	-.448
304	-.179	.051	.001	-.526	357	-.259	.080	-.003	-.826
305	-.169	.050	.030	-.452	358	-.246	.090	.086	-.647
306	-.170	.047	.007	-.374	359	-.224	.092	.135	-.641
307	-.171	.047	.022	-.340	360	-.217	.083	.147	-.527
308	-.163	.047	.019	-.324	361	-.258	.095	.040	-.673
309	-.207	.060	-.020	-.537	362	-.267	.091	.007	-.746
310	-.189	.043	-.038	-.419	363	-.235	.072	.019	-.631
311	-.180	.039	-.048	-.311	364	-.207	.070	.049	-.554
312	-.169	.040	-.026	-.310	365	-.210	.099	.210	-.656
313	-.226	.065	-.028	-.563	366	-.186	.101	.192	-.661
314	-.208	.046	-.056	-.439	367	-.246	.099	.055	-.694
315	-.207	.041	-.075	-.416	368	-.222	.080	-.009	-.574
316	-.198	.039	-.067	-.375	369	-.210	.098	.210	-.945
317	-.191	.039	-.074	-.342	370	-.177	.105	.305	-.667
318	-.190	.038	-.075	-.335	371	-.238	.101	.156	-.662
319	-.188	.038	-.064	-.313	372	-.233	.093	.016	-.792
320	-.180	.039	-.054	-.387	401	-.287	.080	-.049	-.713
321	-.229	.062	-.014	-.494	402	-.280	.086	-.028	-.845
322	-.190	.041	-.043	-.330	403	-.297	.104	-.031	-.927
323	-.229	.063	.025	-.501	404	-.289	.123	.034	-.913
324	-.202	.047	-.028	-.375	405	-.284	.119	.165	-1.136
325	-.198	.046	-.041	-.420	406	-.289	.147	.067	-1.104
326	-.206	.044	-.051	-.398	407	-.253	.074	-.021	-.787
327	-.208	.040	-.094	-.384	408	-.265	.082	-.039	-.771
328	-.195	.038	-.065	-.387	409	-.275	.088	-.018	-.680
329	-.187	.039	-.055	-.374	410	-.280	.117	.083	-.998
330	-.186	.041	-.022	-.365	411	-.241	.072	-.037	-.693
331	-.230	.065	.036	-.642	412	-.252	.078	-.042	-.769
332	-.177	.043	-.036	-.333	413	-.257	.077	-.051	-.616
333	-.267	.071	.006	-.686	414	-.268	.086	-.028	-.684

WIND ENGINEERING STUDY OF DENVER SQUARE
DENVER, COLORADO, CONFIGURATION 1
WIND DIRECTION 150

PRESSURE TAP NUMBER	MEAN PRESSURE COEFFICIENT	RMS PRESSURE COEFFICIENT	MAXIMUM PRESSURE COEFFICIENT	MINIMUM PRESSURE COEFFICIENT	PRESSURE TAP NUMBER	MEAN PRESSURE COEFFICIENT	RMS PRESSURE COEFFICIENT	MAXIMUM PRESSURE COEFFICIENT	MINIMUM PRESSURE COEFFICIENT
415	-.288	.095	-.019	-.823	451	-.283	.084	-.010	-.700
416	-.315	.134	-.019	-1.459	452	-.258	.084	-.037	-.817
417	-.240	.074	.126	-.576	453	-.353	.126	-.043	-1.467
418	-.316	.135	.031	-1.090	454	-.298	.103	.056	-.877
419	-.235	.071	-.016	-.552	455	-.187	.084	.063	-.681
420	-.247	.076	-.015	-.647	456	-.346	.142	.004	-1.590
421	-.263	.089	.007	-.977	457	-.259	.115	.159	-.897
422	-.277	.093	-.009	-.832	458	-.176	.091	.087	-.661
423	-.302	.105	.061	-1.013	501	-.623	.163	-.173	-1.308
424	-.333	.151	.013	-1.810	502	-.494	.112	-.173	-1.102
425	-.242	.066	-.009	-.583	503	-.499	.164	-.067	-1.456
426	-.329	.134	.036	-1.306	504	-.375	.137	.103	-1.080
427	-.246	.063	-.039	-.611	505	-.225	.112	.164	-.814
428	-.256	.066	-.061	-.660	506	-.217	.089	.193	-.576
429	-.277	.077	.015	-.980	507	-.155	.109	.107	-.589
430	-.301	.079	.013	-.814	508	-.295	.117	.061	-.846
431	-.314	.093	-.057	-.909					
432	-.354	.135	-.055	-1.162					
433	-.274	.062	-.061	-.541					
434	-.349	.113	.010	-1.110					
435	-.287	.064	-.076	-.644					
436	-.304	.068	-.119	-.716					
437	-.316	.065	-.140	-.598					
438	-.347	.095	-.084	-1.013					
439	-.294	.061	-.081	-.588					
440	-.306	.063	-.097	-.660					
441	-.321	.074	-.123	-.768					
442	-.333	.081	-.096	-1.111					
443	-.332	.085	-.097	-.890					
444	-.355	.108	-.120	-1.081					
445	-.334	.087	-.140	-1.053					
446	-.345	.118	-.006	-1.345					
447	-.336	.109	-.113	-1.223					
448	-.344	.114	-.129	-1.128					
449	-.347	.114	-.106	-1.033					
450	-.323	.104	.013	-.953					

WIND ENGINEERING STUDY OF DENVER SQUARE
DENVER, COLORADO. CONFIGURATION 1
WIND DIRECTION 165

PRESSURE TAP NUMBER	MEAN PRESSURE COEFFICIENT	RMS PRESSURE COEFFICIENT	MAXIMUM PRESSURE COEFFICIENT	MINIMUM PRESSURE COEFFICIENT	PRESSURE TAP NUMBER	MEAN PRESSURE COEFFICIENT	RMS PRESSURE COEFFICIENT	MAXIMUM PRESSURE COEFFICIENT	MINIMUM PRESSURE COEFFICIENT
101	.475	.182	.916	-.318	156	-.211	.073	-.039	-.599
102	.493	.153	.867	-.300	157	.051	.113	.533	-.668
103	.431	.136	.817	-.170	158	-.020	.069	.243	-.453
104	.373	.117	.719	-.186	159	-.070	.056	.129	-.468
105	.310	.104	.604	-.220	160	-.079	.077	.182	-.812
106	.280	.094	.562	-.187	161	-.061	.102	.259	-.688
107	.213	.084	.523	-.218	162	-.058	.091	.220	-.616
108	.021	.057	.290	-.299	163	-.078	.078	.167	-.422
109	.566	.171	1.069	-.070	164	-.192	.081	.029	-.618
110	.537	.145	.948	-.010	165	.014	.090	.444	-.372
111	.442	.118	.746	-.060	166	-.050	.055	.178	-.455
112	.275	.091	.573	-.248	167	-.025	.084	.244	-.408
113	.339	.199	.907	-.337	168	-.056	.080	.260	-.434
114	.501	.183	.939	-.078	169	.012	.091	.510	-.241
115	.499	.171	.924	-.031	170	-.033	.049	.175	-.292
116	.459	.153	.876	-.044	171	.015	.084	.421	-.257
117	.391	.136	.712	-.142	172	.023	.103	.500	-.211
118	.333	.117	.630	-.133	201	-.167	.043	-.025	-.328
119	.225	.094	.476	-.180	202	-.047	.056	.177	-.274
120	-.006	.056	.170	-.305	203	-.018	.065	.236	-.297
121	.246	.202	1.102	-.333	204	-.005	.083	.329	-.417
122	-.008	.066	.214	-.375	205	-.018	.123	.328	-.800
123	.153	.172	.771	-.397	206	-.381	.319	.528	-2.827
124	.287	.185	.870	-.164	207	-.004	.060	.243	-.334
125	.292	.166	.794	-.211	208	.071	.079	.360	-.274
126	.296	.152	.769	-.205	209	.017	.079	.334	-.405
127	.257	.134	.666	-.127	210	-.316	.282	.631	-1.811
128	.202	.118	.570	-.164	211	-.193	.039	-.041	-.326
129	.124	.103	.410	-.240	212	-.095	.050	.101	-.350
130	-.035	.072	.177	-.497	213	-.044	.059	.288	-.291
131	.103	.150	.625	-.384	214	-.025	.144	.449	-.929
132	-.070	.077	.190	-.476	215	-.204	.304	.492	-1.598
133	.067	.129	.659	-.470	216	-.406	.267	.538	-1.546
134	.164	.134	.790	-.296	217	-.197	.044	-.025	-.366
135	.154	.121	.651	-.239	218	-.397	.245	.576	-1.342
136	.117	.110	.555	-.237	219	-.223	.047	-.064	-.391
137	.075	.103	.432	-.289	220	-.128	.047	.159	-.392
138	.044	.094	.440	-.289	221	-.089	.060	.149	-.462
139	.002	.081	.348	-.342	222	-.127	.161	.253	-1.222
140	-.120	.064	.116	-.687	223	-.238	.232	.303	-1.181
141	.090	.137	.690	-.603	224	-.355	.225	.363	-1.157
142	-.167	.072	.053	-.591	225	-.218	.050	-.057	-.405
143	.108	.131	.688	-.319	226	-.317	.218	.493	-1.121
144	-.008	.077	.297	-.303	227	-.232	.053	-.063	-.474
145	-.076	.054	.139	-.273	228	-.140	.040	.013	-.322
146	-.133	.054	.098	-.407	229	-.109	.043	.038	-.353
147	.107	.133	.694	-.427	230	-.098	.082	.155	-.686
148	.041	.085	.342	-.307	231	-.139	.151	.268	-.846
149	-.024	.065	.256	-.341	232	-.252	.187	.358	-1.153
150	-.048	.058	.185	-.378	233	-.292	.061	-.099	-.574
151	-.062	.051	.126	-.292	234	-.241	.195	.270	-1.280
152	-.089	.047	.091	-.264	235	-.166	.041	-.015	-.345
153	-.117	.044	.052	-.290	236	-.111	.041	.071	-.310
154	-.199	.067	-.016	-.647	237	-.128	.045	.066	-.431
155	.075	.121	.714	-.361	238	-.117	.108	.309	-.566

WIND ENGINEERING STUDY OF DENVER SQUARE
DENVER, COLORADO. CONFIGURATION I
WIND DIRECTION 165

PRESSURE TAP NUMBER	MEAN PRESSURE COEFFICIENT	RMS PRESSURE COEFFICIENT	MAXIMUM PRESSURE COEFFICIENT	MINIMUM PRESSURE COEFFICIENT	PRESSURE TAP NUMBER	MEAN PRESSURE COEFFICIENT	RMS PRESSURE COEFFICIENT	MAXIMUM PRESSURE COEFFICIENT	MINIMUM PRESSURE COEFFICIENT
239	-.259	.057	-.096	-.590	334	-.280	.060	-.063	-.530
240	-.171	.037	0.000	-.340	335	-.307	.067	-.080	-.599
241	-.154	.036	-.009	-.307	336	-.342	.073	-.120	-.738
242	-.119	.039	.057	-.286	337	-.385	.081	-.166	-.733
243	-.093	.051	.151	-.380	338	-.355	.074	-.193	-.741
244	-.123	.123	.419	-.732	339	-.327	.071	-.163	-.765
245	-.230	.054	-.062	-.529	340	-.305	.075	-.104	-.991
246	-.121	.120	.383	-.735	341	-.265	.065	-.054	-.587
247	-.209	.047	-.047	-.393	342	-.324	.080	-.101	-.767
248	-.153	.035	-.032	-.273	343	-.220	.058	-.003	-.486
249	-.152	.039	.017	-.331	344	-.255	.078	-.018	-.667
250	-.131	.044	.065	-.286	345	-.413	.099	-.169	-.863
251	-.103	.060	.214	-.404	346	-.335	.084	-.125	-.745
252	-.124	.123	.404	-.684	347	-.247	.074	.005	-.571
253	-.139	.037	.026	-.277	348	-.191	.057	.005	-.479
254	-.126	.039	.020	-.285	349	-.202	.061	.026	-.508
255	-.082	.095	.544	-.491	350	-.253	.082	.074	-.589
256	-.141	.034	.012	-.273	351	-.387	.097	-.080	-.875
257	-.101	.109	.366	-.282	352	-.384	.095	-.154	-.807
258	-.092	.091	.342	-.486	353	-.336	.075	-.139	-.739
301	-.223	.082	.034	-.790	354	-.310	.073	-.108	-.747
302	-.215	.074	-.004	-.786	355	-.203	.078	.008	-.535
303	-.240	.104	-.009	-.872	356	-.268	.063	-.089	-.566
304	-.249	.109	-.038	-1.094	357	-.140	.062	.048	-.506
305	-.226	.058	-.044	-.644	358	-.117	.061	.038	-.485
306	-.224	.050	-.056	-.515	359	-.102	.057	.090	-.443
307	-.218	.048	-.040	-.375	360	-.111	.065	.098	-.440
308	-.203	.048	-.032	-.372	361	-.293	.118	.125	-.869
309	-.224	.059	-.020	-.474	362	-.373	.099	.024	-.803
310	-.228	.050	-.091	-.470	363	-.284	.065	-.099	-.720
311	-.230	.046	-.097	-.512	364	-.242	.056	-.081	-.526
312	-.213	.045	-.057	-.455	365	-.096	.067	.148	-.486
313	-.259	.059	-.104	-.613	366	-.084	.063	.185	-.390
314	-.253	.044	-.104	-.439	367	-.291	.102	.045	-.779
315	-.259	.043	-.117	-.417	368	-.261	.066	-.090	-.747
316	-.257	.045	-.113	-.404	369	-.099	.066	.111	-.625
317	-.259	.051	-.127	-.521	370	-.092	.057	.176	-.336
318	-.254	.050	-.098	-.454	371	-.281	.094	.035	-.697
319	-.249	.048	-.088	-.423	372	-.254	.064	-.060	-.664
320	-.234	.047	-.086	-.389	401	-.202	.054	-.038	-.501
321	-.278	.064	-.111	-.607	402	-.189	.054	-.028	-.517
322	-.248	.048	-.120	-.430	403	-.198	.060	-.032	-.587
323	-.280	.061	-.119	-.622	404	-.190	.062	.045	-.510
324	-.270	.052	-.098	-.473	405	-.190	.058	.006	-.715
325	-.287	.057	-.121	-.538	406	-.182	.066	.015	-1.077
326	-.308	.059	-.151	-.537	407	-.184	.046	-.056	-.445
327	-.308	.056	-.149	-.534	408	-.189	.046	-.064	-.456
328	-.281	.053	-.146	-.535	409	-.202	.050	-.018	-.491
329	-.270	.053	-.091	-.543	410	-.191	.056	-.031	-.601
330	-.263	.054	-.085	-.556	411	-.191	.054	-.045	-.532
331	-.267	.057	-.089	-.594	412	-.200	.057	-.023	-.590
332	-.268	.060	-.086	-.572	413	-.208	.058	-.064	-.646
333	-.280	.059	-.090	-.639	414	-.206	.055	-.086	-.634

WIND ENGINEERING STUDY OF DENVER SQUARE
DENVER, COLORADO. CONFIGURATION 1
WIND DIRECTION 165

PRESSURE TAP NUMBER	MFAN PRESSURE COEFFICIENT	RMS PRESSURE COEFFICIENT	MAXIMUM PRESSURE COEFFICIENT	MINIMUM PRESSURE COEFFICIENT	PRESSURE TAP NUMBER	MEAN PRESSURE COEFFICIENT	RMS PRESSURE COEFFICIENT	MAXIMUM PRESSURE COEFFICIENT	MINIMUM PRESSURE COEFFICIENT
415	-.220	.051	-.095	-.524	451	-.204	.095	.122	-.654
416	-.241	.054	-.086	-.656	452	-.178	.093	.105	-.703
417	-.200	.062	-.026	-.702	453	-.318	.168	-.004	-1.405
418	-.247	.062	-.098	-.642	454	-.199	.110	.155	-1.303
419	-.200	.079	-.021	-.877	455	-.097	.070	.162	-.457
420	-.213	.091	.029	-1.286	456	-.303	.191	.111	-1.356
421	-.234	.087	-.053	-.757	457	-.136	.107	.302	-.818
422	-.242	.075	-.032	-.645	458	-.084	.068	.165	-.568
423	-.255	.067	-.034	-.649	501	-.524	.149	-.076	-1.125
424	-.275	.075	-.088	-.784	502	-.387	.087	-.050	-1.043
425	-.209	.083	-.021	-.872	503	-.383	.113	.048	-1.182
426	-.260	.081	.018	-.754	504	-.300	.106	.119	-.659
427	-.206	.103	.023	-1.047	505	-.198	.089	.178	-.511
428	-.222	.118	.047	-1.447	506	-.165	.083	.108	-.475
429	-.251	.123	.035	-1.248	507	-.206	.109	.135	-.626
430	-.257	.085	.012	-.678	508	-.233	.125	.070	-.846
431	-.261	.082	-.018	-.684					
432	-.282	.095	-.029	-.754					
433	-.259	.115	.073	-1.417					
434	-.341	.111	.014	-.941					
435	-.281	.123	.029	-1.315					
436	-.301	.115	.300	-1.356					
437	-.313	.116	.171	-.866					
438	-.351	.129	.024	-1.059					
439	-.299	.121	-.016	-1.509					
440	-.319	.127	.049	-1.503					
441	-.333	.140	.070	-1.193					
442	-.339	.132	.180	-1.118					
443	-.333	.118	.121	-.785					
444	-.357	.132	.014	-1.119					
445	-.342	.136	.013	-1.253					
446	-.301	.156	.052	-1.246					
447	-.334	.151	-.013	-1.236					
448	-.340	.157	-.040	-1.711					
449	-.337	.160	.098	-1.329					
450	-.261	.121	.101	-1.035					

WIND ENGINEERING STUDY OF DENVER SQUARE
DENVER, COLORADO. CONFIGURATION 1
WIND DIRECTION 180

PRESSURE TAP NUMBER	MEAN PRESSURE COEFFICIENT	RMS PRESSURE COEFFICIENT	MAXIMUM PRESSURE COEFFICIENT	MINIMUM PRESSURE COEFFICIENT	PRESSURE TAP NUMBER	MEAN PRESSURE COEFFICIENT	RMS PRESSURE COEFFICIENT	MAXIMUM PRESSURE COEFFICIENT	MINIMUM PRESSURE COEFFICIENT
101	.423	.149	.820	-.264	156	-.227	.079	-.015	-.614
102	.302	.110	.614	-.106	157	-.128	.110	.212	-.614
103	.236	.100	.563	-.109	158	-.082	.072	.233	-.366
104	.185	.095	.528	-.180	159	-.091	.062	.183	-.347
105	.142	.092	.477	-.163	160	-.127	.056	.077	-.377
106	.121	.085	.435	-.201	161	-.154	.059	.026	-.456
107	.062	.078	.343	-.232	162	-.158	.056	.056	-.444
108	-.093	.055	.131	-.343	163	-.172	.057	.023	-.446
109	.554	.162	.895	-.196	164	-.230	.078	.032	-.586
110	.337	.115	.770	-.118	165	-.013	.079	.407	-.353
111	.255	.102	.625	-.228	166	-.026	.062	.212	-.254
112	.102	.081	.418	-.282	167	-.079	.051	.095	-.258
113	.488	.183	.952	-.444	168	-.138	.056	.030	-.372
114	.422	.139	.814	-.065	169	.205	.162	.805	-.236
115	.333	.120	.687	-.051	170	.041	.076	.401	-.240
116	.245	.108	.577	-.071	171	-.063	.059	.170	-.290
117	.150	.094	.462	-.143	172	-.118	.062	.125	-.365
118	.095	.083	.388	-.148	201	-.143	.053	.104	-.369
119	.001	.069	.275	-.199	202	.093	.074	.400	-.200
120	-.162	.049	0.000	-.350	203	.155	.081	.411	-.140
121	.486	.176	.931	-.276	204	.233	.095	.498	-.177
122	-.168	.058	.044	-.429	205	.294	.108	.598	-.206
123	.438	.180	.904	-.178	206	.422	.174	.918	-.937
124	.380	.150	.805	-.092	207	.132	.074	.397	-.173
125	.270	.117	.696	-.077	208	.287	.092	.598	-.084
126	.193	.090	.516	-.094	209	.267	.098	.588	-.122
127	.080	.069	.377	-.118	210	.488	.187	.942	-.368
128	.004	.060	.261	-.163	211	-.194	.055	.008	-.418
129	-.085	.057	.125	-.276	212	-.019	.068	.246	-.272
130	-.183	.058	.017	-.457	213	.078	.077	.371	-.186
131	.389	.181	.933	-.124	214	.238	.095	.598	-.147
132	-.201	.061	-.017	-.491	215	.334	.118	.721	-.130
133	.462	.196	1.080	-.192	216	.431	.186	.886	-.547
134	.354	.145	.788	-.150	217	-.211	.060	.063	-.493
135	.207	.099	.517	-.144	218	.305	.230	1.108	-.896
136	.070	.069	.321	-.206	219	-.261	.063	-.012	-.527
137	-.043	.051	.147	-.224	220	-.117	.064	.194	-.429
138	-.100	.047	.092	-.293	221	-.056	.067	.221	-.310
139	-.149	.047	.018	-.375	222	.054	.084	.377	-.286
140	-.238	.061	-.044	-.673	223	.130	.112	.542	-.441
141	.455	.187	1.075	-.287	224	.125	.249	.759	-.960
142	-.239	.063	-.059	-.634	225	-.258	.064	-.020	-.527
143	.409	.155	1.029	-.066	226	.027	.275	.776	-.918
144	.026	.062	.290	-.147	227	-.286	.064	-.064	-.681
145	-.109	.070	.173	-.368	228	-.129	.055	.075	-.316
146	-.136	.058	.096	-.405	229	-.075	.055	.118	-.253
147	.431	.167	1.074	-.137	230	.006	.061	.299	-.220
148	.233	.111	.670	-.126	231	.081	.092	.397	-.449
149	.025	.071	.357	-.185	232	.018	.249	.629	-.940
150	-.139	.080	.200	-.413	233	-.378	.077	-.158	-.704
151	-.175	.082	.093	-.526	234	.176	.210	.889	-.861
152	-.171	.074	.072	-.449	235	-.122	.065	.161	-.355
153	-.183	.066	.092	-.426	236	-.006	.065	.272	-.228
154	-.229	.069	-.002	-.521	237	-.050	.067	.186	-.318
155	.069	.122	.557	-.390	238	.241	.149	.678	-.343

WIND ENGINEERING STUDY OF DENVER SQUARE
DENVER, COLORADO. CONFIGURATION 1
WIND DIRECTION 180

PRESSURE TAP NUMBER	MEAN PRESSURE COEFFICIENT	RMS PRESSURE COEFFICIENT	MAXIMUM PRESSURE COEFFICIENT	MINIMUM PRESSURE COEFFICIENT	PRESSURE TAP NUMBER	MEAN PRESSURE COEFFICIENT	RMS PRESSURE COEFFICIENT	MAXIMUM PRESSURE COEFFICIENT	MINIMUM PRESSURE COEFFICIENT
239	-.400	.085	-.117	-.712	334	-.449	.092	-.201	-.938
240	-.168	.066	.080	-.386	335	-.442	.078	-.211	-.760
241	-.121	.071	.152	-.378	336	-.430	.079	-.189	-.763
242	.004	.066	.260	-.252	337	-.431	.081	-.200	-.912
243	.130	.088	.451	-.151	338	-.422	.077	-.211	-.861
244	.286	.145	.786	-.386	339	-.412	.072	-.220	-.847
245	-.365	.083	-.109	-.721	340	-.397	.071	-.181	-.763
246	.088	.170	.834	-.807	341	-.466	.125	-.114	-1.034
247	-.344	.078	-.058	-.660	342	-.436	.082	-.166	-.832
248	-.173	.055	-.005	-.380	343	-.439	.104	-.143	-1.017
249	-.150	.055	.122	-.349	344	-.464	.097	-.197	-.884
250	-.112	.083	.223	-.480	345	-.484	.095	-.209	-.964
251	-.070	.109	.498	-.437	346	-.469	.087	-.238	-.824
252	-.023	.131	.672	-.428	347	-.415	.113	-.058	-1.137
253	-.191	.056	.029	-.377	348	-.407	.094	-.077	-.768
254	-.138	.057	.058	-.332	349	-.449	.093	-.160	-.841
255	-.133	.090	.400	-.518	350	-.486	.096	-.201	-.820
256	-.142	.057	.146	-.371	351	-.497	.099	-.265	-.898
257	-.074	.064	.229	-.301	352	-.470	.092	-.246	-.864
258	-.106	.103	.297	-.638	353	-.473	.097	-.171	-1.037
301	-.328	.126	-.009	-1.359	354	-.471	.097	-.181	-.981
302	-.303	.092	-.055	-1.018	355	-.353	.102	.002	-1.209
303	-.295	.070	-.107	-.698	356	-.485	.109	-.143	-1.046
304	-.288	.068	-.115	-.628	357	-.294	.098	-.011	-1.004
305	-.275	.057	-.113	-.521	358	-.284	.092	-.018	-.689
306	-.271	.055	-.127	-.499	359	-.311	.102	-.032	-.744
307	-.266	.053	-.124	-.499	360	-.359	.114	-.045	-.906
308	-.250	.052	-.104	-.486	361	-.480	.134	-.083	-.969
309	-.323	.096	-.127	-.910	362	-.532	.143	-.158	-1.241
310	-.298	.062	-.082	-.579	363	-.512	.121	-.157	-1.198
311	-.283	.052	-.110	-.498	364	-.488	.110	-.186	-1.097
312	-.262	.050	-.107	-.475	365	-.238	.102	.042	-.728
313	-.364	.104	-.116	-.913	366	-.281	.113	.097	-.740
314	-.341	.080	-.130	-.821	367	-.465	.130	-.028	-1.071
315	-.330	.063	-.151	-.574	368	-.500	.130	-.212	-1.240
316	-.310	.056	-.144	-.522	369	-.234	.097	.037	-.766
317	-.299	.060	-.107	-.559	370	-.264	.098	-.018	-.640
318	-.294	.057	-.105	-.521	371	-.427	.139	.015	-.986
319	-.291	.056	-.104	-.511	372	-.480	.131	-.137	-1.111
320	-.275	.056	-.093	-.496	401	-.245	.058	-.062	-.485
321	-.379	.104	-.156	-1.044	402	-.231	.059	-.060	-.500
322	-.293	.061	-.067	-.569	403	-.244	.061	-.086	-.516
323	-.398	.110	-.121	-1.093	404	-.253	.066	-.091	-.593
324	-.358	.084	-.078	-.881	405	-.265	.062	-.086	-.614
325	-.353	.066	-.174	-.649	406	-.277	.073	-.075	-.785
326	-.348	.064	-.154	-.660	407	-.245	.053	-.086	-.486
327	-.337	.063	-.144	-.689	408	-.256	.053	-.092	-.518
328	-.315	.061	-.108	-.689	409	-.264	.052	-.118	-.527
329	-.306	.062	-.070	-.600	410	-.258	.058	-.122	-.661
330	-.303	.061	-.064	-.566	411	-.252	.051	-.118	-.495
331	-.407	.122	.005	-1.060	412	-.262	.053	-.119	-.546
332	-.310	.065	-.066	-.638	413	-.275	.053	-.122	-.524
333	-.473	.125	-.134	-1.087	414	-.266	.054	-.112	-.622

WIND ENGINEERING STUDY OF DENVER SQUARE
DENVER, COLORADO. CONFIGURATION 1
WIND DIRECTION 180

PRESSURE TAP NUMBER	MEAN PRESSURE COEFFICIENT	RMS PRESSURE COEFFICIENT	MAXIMUM PRESSURE COEFFICIENT	MINIMUM PRESSURE COEFFICIENT	PRESSURE TAP NUMBER	MEAN PRESSURE COEFFICIENT	RMS PRESSURE COEFFICIENT	MAXIMUM PRESSURE COEFFICIENT	MINIMUM PRESSURE COEFFICIENT
415	-.280	.053	-.128	-.670	451	-.345	.117	-.005	-.907
416	-.305	.063	-.143	-.888	452	-.343	.122	.027	-1.063
417	-.281	.061	-.056	-.574	453	-.295	.123	-.035	-.929
418	-.312	.067	-.104	-.708	454	-.300	.120	-.032	-.862
419	-.274	.071	-.042	-.675	455	-.294	.145	.174	-1.111
420	-.244	.075	-.072	-.717	456	-.291	.120	-.062	-.957
421	-.296	.078	-.054	-.946	457	-.301	.122	.035	-.901
422	-.283	.068	-.109	-.679	458	-.297	.171	.098	-1.350
423	-.292	.059	-.095	-.572	501	-.146	.115	.149	-1.248
424	-.321	.067	-.106	-.740	502	-.660	.177	-.104	-1.218
425	-.281	.072	-.097	-.640	503	-.308	.085	.005	-.764
426	-.315	.069	-.089	-.678	504	-.226	.103	.065	-.632
427	-.254	.075	-.033	-.715	505	.020	.074	.215	-.368
428	-.266	.076	-.062	-.830	506	-.231	.069	-.012	-.461
429	-.276	.082	-.077	-.934	507	-.384	.077	-.072	-.679
430	-.281	.066	-.085	-.734	508	-.678	.170	-.035	-1.209
431	-.285	.063	-.033	-.580					
432	-.333	.072	-.078	-.592					
433	-.283	.076	-.095	-1.120					
434	-.392	.080	-.140	-.704					
435	-.265	.075	-.090	-.970					
436	-.302	.080	-.107	-.955					
437	-.328	.075	-.077	-.712					
438	-.369	.075	-.023	-.658					
439	-.258	.079	-.041	-.659					
440	-.279	.082	-.077	-.836					
441	-.325	.103	-.059	-.967					
442	-.355	.086	-.081	-.881					
443	-.365	.086	.066	-.760					
444	-.393	.087	-.033	-.788					
445	-.276	.102	.041	-.969					
446	-.362	.108	-.020	-1.035					
447	-.273	.107	-.030	-.892					
448	-.304	.126	-.024	-1.285					
449	-.351	.159	-.081	-1.213					
450	-.350	.110	.203	-.899					

WIND ENGINEERING STUDY OF DENVER SQUARE
DENVER, COLORADO, CONFIGURATION 1
WIND DIRECTION 195

PRFSSURE TAP NUMBER	MEAN PRESSURE COEFFICIENT	RMS PRESSURE COEFFICIENT	MAXIMUM PRESSURE COEFFICIENT	MINIMUM PRESSURE COEFFICIENT	PRESSURE TAP NUMBER	MEAN PRESSURE COEFFICIENT	RMS PRESSURE COEFFICIENT	MAXIMUM PRESSURE COEFFICIENT	MINIMUM PRESSURE COEFFICIENT
101	-.098	.235	.562	-1.058	156	-.190	.044	-.047	-.396
102	.074	.082	.323	-.350	157	-.118	.071	.216	-.423
103	.058	.070	.271	-.282	158	-.106	.053	.161	-.359
104	.040	.063	.273	-.271	159	-.125	.049	.040	-.367
105	.014	.057	.220	-.334	160	-.158	.050	.009	-.408
106	.015	.052	.222	-.227	161	-.169	.046	.033	-.490
107	-.022	.046	.122	-.225	162	-.164	.041	-.006	-.400
108	-.134	.033	-.018	-.286	163	-.161	.037	-.055	-.358
109	.018	.210	.653	-.777	164	-.174	.039	-.065	-.339
110	.108	.082	.426	-.263	165	-.033	.080	.499	-.332
111	.114	.075	.326	-.191	166	-.083	.048	.222	-.262
112	.007	.055	.196	-.224	167	-.118	.040	.075	-.276
113	.014	.261	.718	-.958	168	-.130	.038	.011	-.294
114	.135	.152	.632	-.467	169	.180	.146	.716	-.163
115	.124	.119	.507	-.311	170	.001	.071	.300	-.183
116	.094	.101	.399	-.285	171	-.113	.038	.059	-.244
117	.032	.085	.270	-.228	172	-.127	.035	-.006	-.268
118	.006	.070	.240	-.215	201	-.031	.097	.330	-.458
119	-.062	.053	.117	-.257	202	.250	.140	.636	-.340
120	-.175	.032	-.058	-.298	203	.313	.150	.747	-.304
121	-.039	.232	.613	-1.245	204	.392	.163	.883	-.268
122	-.173	.040	-.033	-.347	205	.457	.174	.912	-.290
123	-.062	.176	.541	-.771	206	.539	.192	1.031	-.464
124	-.014	.145	.449	-.933	207	.243	.143	.630	-.327
125	.002	.114	.494	-.375	208	.417	.172	.856	-.145
126	.012	.100	.438	-.355	209	.415	.186	.955	-.224
127	-.025	.085	.294	-.317	210	.511	.215	1.046	-.317
128	-.067	.074	.208	-.331	211	-.154	.094	.189	-.606
129	-.127	.057	.108	-.320	212	.082	.133	.529	-.307
130	-.184	.040	-.046	-.398	213	.159	.147	.698	-.234
131	-.066	.166	.527	-.699	214	.189	.158	.715	-.373
132	-.206	.049	-.082	-.451	215	.183	.167	.798	-.298
133	-.074	.179	.594	-.796	216	.177	.197	.828	-.680
134	-.036	.133	.534	-.571	217	-.182	.109	.658	-.646
135	-.048	.095	.368	-.441	218	.032	.158	.576	-.862
136	-.086	.070	.241	-.371	219	-.231	.118	.517	-.718
137	-.142	.054	.058	-.446	220	-.033	.100	.452	-.357
138	-.169	.048	.015	-.376	221	.020	.097	.528	-.257
139	-.195	.044	-.049	-.400	222	.031	.092	.416	-.358
140	-.248	.057	-.102	-.521	223	.014	.098	.373	-.478
141	.013	.192	.807	-.694	224	-.021	.126	.370	-.821
142	-.252	.070	-.056	-.650	225	-.212	.135	.410	-.800
143	.116	.162	.783	-.378	226	-.009	.122	.461	-.652
144	-.085	.070	.332	-.332	227	-.245	.101	.215	-.636
145	-.166	.058	.172	-.394	228	-.076	.079	.379	-.401
146	-.177	.049	.030	-.373	229	-.029	.071	.240	-.269
147	.160	.168	.843	-.291	230	.007	.069	.325	-.240
148	.072	.126	.589	-.193	231	.027	.076	.367	-.443
149	-.076	.071	.230	-.289	232	-0.000	.124	.354	-.807
150	-.195	.069	.035	-.513	233	-.323	.083	-.034	-.751
151	-.213	.063	-.012	-.495	234	.005	.118	.426	-.762
152	-.202	.054	.006	-.464	235	-.171	.076	.082	-.423
153	-.202	.051	-.020	-.470	236	-.055	.065	.166	-.331
154	-.214	.057	-.035	-.524	237	-.044	.066	.212	-.329
155	-.021	.095	.339	-.438	238	.019	.087	.379	-.636

WIND ENGINEERING STUDY OF DENVER SQUARE
DENVER, COLORADO. CONFIGURATION 1
WIND DIRECTION 195

PRESSURE TAP NUMBER	MEAN PRESSURE COEFFICIENT	RMS PRESSURE COEFFICIENT	MAXIMUM PRESSURE COEFFICIENT	MINIMUM PRESSURE COEFFICIENT	PRESSURE TAP NUMBER	MEAN PRESSURE COEFFICIENT	RMS PRESSURE COEFFICIENT	MAXIMUM PRESSURE COEFFICIENT	MINIMUM PRESSURE COEFFICIENT
239	-.296	.063	-.089	-.560	334	-.393	.102	-.067	-.881
240	-.149	.048	.009	-.389	335	-.404	.108	-.067	-.892
241	-.104	.049	.056	-.343	336	-.450	.115	-.077	-1.013
242	-.056	.050	.132	-.312	337	-.513	.137	-.094	-1.089
243	-.002	.053	.227	-.271	338	-.539	.148	-.198	-1.299
244	.018	.103	.395	-.840	339	-.519	.140	-.205	-1.237
245	-.270	.055	-.061	-.508	340	-.519	.130	-.198	-1.412
246	-.032	.089	.350	-.641	341	-.337	.103	-.022	-1.232
247	-.229	.045	-.077	-.415	342	-.538	.142	-.183	-1.356
248	-.136	.038	-.008	-.345	343	-.266	.089	.086	-.729
249	-.109	.038	.016	-.281	344	-.321	.103	.042	-.716
250	-.088	.042	.111	-.290	345	-.437	.106	-.074	-.919
251	-.049	.049	.196	-.279	346	-.484	.117	-.160	-1.201
252	-.037	.067	.299	-.715	347	-.262	.071	-.071	-.674
253	-.141	.038	.025	-.335	348	-.260	.072	0.000	-.608
254	-.100	.039	.107	-.290	349	-.281	.080	.042	-.652
255	-.058	.057	.147	-.373	350	-.326	.092	.030	-.782
256	-.120	.038	.028	-.293	351	-.371	.098	-.005	-.995
257	-.069	.037	.072	-.210	352	-.420	.103	-.042	-.972
258	-.082	.085	.191	-.586	353	-.444	.107	-.132	-1.005
301	-.413	.145	-.068	-1.258	354	-.451	.117	-.172	-1.104
302	-.377	.104	-.070	-.857	355	-.234	.057	-.009	-.535
303	-.383	.105	-.085	-.903	356	-.369	.083	-.168	-.839
304	-.373	.113	-.038	-1.004	357	-.229	.058	-.050	-.544
305	-.374	.110	-.104	-.990	358	-.230	.056	-.047	-.498
306	-.367	.093	-.113	-1.098	359	-.231	.064	.008	-.492
307	-.362	.079	-.128	-1.031	360	-.282	.076	-.020	-.596
308	-.332	.068	-.130	-.776	361	-.353	.087	-.060	-.734
309	-.391	.121	-.065	-.880	362	-.369	.081	-.116	-.784
310	-.359	.084	-.041	-.673	363	-.334	.069	-.140	-.676
311	-.376	.080	-.113	-.863	364	-.333	.070	-.143	-.770
312	-.337	.070	-.121	-.990	365	-.198	.054	-.008	-.531
313	-.383	.105	-.115	-.869	366	-.241	.064	-.017	-.502
314	-.363	.078	-.089	-.630	367	-.317	.071	-.034	-.602
315	-.369	.072	-.077	-.706	368	-.312	.062	-.143	-.567
316	-.369	.079	-.071	-.674	369	-.194	.053	-.052	-.594
317	-.391	.088	-.122	-.715	370	-.232	.062	-.006	-.535
318	-.390	.088	-.128	-.831	371	-.299	.071	-.058	-.644
319	-.385	.081	-.162	-.825	372	-.295	.060	-.122	-.544
320	-.359	.076	-.147	-.762	401	-.225	.038	-.095	-.369
321	-.362	.107	-.056	-.825	402	-.208	.037	-.074	-.346
322	-.418	.114	-.128	-1.347	403	-.218	.037	-.104	-.371
323	-.328	.089	-.074	-.987	404	-.227	.036	-.104	-.378
324	-.319	.082	-.041	-.754	405	-.253	.041	-.114	-.396
325	-.346	.088	-.045	-.686	406	-.286	.066	-.090	-.564
326	-.392	.104	-.109	-.889	407	-.226	.034	-.126	-.352
327	-.453	.134	-.100	-1.247	408	-.234	.033	-.138	-.346
328	-.464	.151	-.094	-1.365	409	-.242	.033	-.128	-.357
329	-.477	.145	-.150	-1.480	410	-.246	.042	-.096	-.415
330	-.480	.140	-.154	-1.560	411	-.229	.034	-.122	-.362
331	-.299	.086	-.077	-.850	412	-.238	.034	-.135	-.384
332	-.493	.157	-.121	-1.268	413	-.251	.033	-.138	-.383
333	-.377	.113	-.096	-1.133	414	-.241	.033	-.136	-.377

WIND ENGINEERING STUDY OF DENVER SQUARE
DENVER, COLORADO. CONFIGURATION 1
WIND DIRECTION 195

PRESSURE TAP NUMBER	MEAN PRESSURE COEFFICIENT	RMS PRESSURE COEFFICIENT	MAXIMUM PRESSURE COEFFICIENT	MINIMUM PRESSURE COEFFICIENT	PRESSURE TAP NUMBER	MEAN PRESSURE COEFFICIENT	RMS PRESSURE COEFFICIENT	MAXIMUM PRESSURE COEFFICIENT	MINIMUM PRESSURE COEFFICIENT
415	-.264	.037	-.139	-.392	451	-.233	.057	-.058	-.518
416	-.316	.054	-.126	-.515	452	-.229	.057	-.078	-.665
417	-.258	.038	-.138	-.460	453	-.188	.053	-.033	-.472
418	-.319	.061	-.153	-.543	454	-.182	.042	-.030	-.394
419	-.253	.049	-.119	-.558	455	-.209	.059	-.046	-.618
420	-.264	.049	-.139	-.713	456	-.185	.053	-.052	-.522
421	-.265	.044	-.142	-.558	457	-.181	.044	-.044	-.365
422	-.255	.040	-.150	-.411	458	-.203	.070	-.005	-.789
423	-.279	.046	-.120	-.587	501	-.676	.282	.034	-1.316
424	-.320	.064	-.139	-.602	502	-.391	.183	.018	-.932
425	-.268	.072	-.089	-.951	503	-.256	.053	-.034	-.460
426	-.296	.066	-.089	-.556	504	-.004	.047	.111	-.331
427	-.244	.087	-.088	-.878	505	.010	.056	.172	-.275
428	-.253	.077	-.116	-.770	506	-.212	.075	.044	-.555
429	-.257	.068	-.125	-.751	507	-.454	.103	-.125	-1.034
430	-.252	.050	-.107	-.472	508	-.700	.157	-.080	-1.218
431	-.259	.055	-.061	-.596					
432	-.280	.065	-.079	-.610					
433	-.288	.109	-.065	-1.131					
434	-.329	.080	-.029	-.738					
435	-.252	.079	-.029	-.982					
436	-.255	.054	-.099	-.620					
437	-.268	.055	-.064	-.556					
438	-.297	.079	-.067	-1.017					
439	-.228	.073	-.047	-.819					
440	-.241	.075	-.090	-.746					
441	-.244	.057	-.035	-.559					
442	-.279	.062	-.027	-.635					
443	-.290	.072	-.073	-.714					
444	-.288	.078	-.081	-.732					
445	-.205	.058	-.050	-.761					
446	-.268	.071	-.065	-.773					
447	-.186	.045	-.052	-.480					
448	-.197	.051	-.067	-.522					
449	-.206	.053	-.067	-.531					
450	-.219	.053	-.046	-.516					

WIND ENGINEERING STUDY OF DENVER SQUARE
DENVER, COLORADO. CONFIGURATION 1
WIND DIRECTION 210

PRESSURE TAP NUMBER	MEAN PRESSURE COEFFICIENT	RMS PRESSURE COEFFICIENT	MAXIMUM PRESSURE COEFFICIENT	MINIMUM PRESSURE COEFFICIENT	PRESSURE TAP NUMBER	MEAN PRESSURE COEFFICIENT	RMS PRESSURE COEFFICIENT	MAXIMUM PRESSURE COEFFICIENT	MINIMUM PRESSURE COEFFICIENT
101	-.850	.254	-.098	-2.796	156	-.222	.049	-.061	-.449
102	-.605	.247	.043	-1.641	157	-.233	.081	.064	-.695
103	-.290	.200	.045	-1.148	158	-.170	.040	-.038	-.380
104	-.133	.090	.061	-.817	159	-.179	.036	-.026	-.324
105	-.099	.046	.028	-.410	160	-.193	.036	.005	-.335
106	-.091	.036	.028	-.339	161	-.198	.030	-.087	-.310
107	-.106	.035	.061	-.270	162	-.200	.029	-.099	-.325
108	-.170	.037	-.039	-.306	163	-.199	.032	-.092	-.335
109	-.661	.192	.291	-1.563	164	-.210	.044	-.067	-.390
110	-.193	.195	.251	-.862	165	-.129	.100	.163	-.582
111	-.022	.067	.232	-.354	166	-.145	.042	-.009	-.356
112	-.070	.047	.150	-.315	167	-.163	.032	-.044	-.270
113	-.628	.192	-.043	-1.735	168	-.173	.035	-.049	-.307
114	-.586	.247	.137	-1.613	169	-.096	.145	.382	-.486
115	-.420	.274	.146	-1.481	170	-.126	.060	.127	-.310
116	-.220	.192	.278	-1.072	171	-.158	.032	-.029	-.266
117	-.126	.089	.177	-.737	172	-.168	.034	-.058	-.290
118	-.120	.056	.128	-.450	201	.067	.087	.412	-.308
119	-.146	.045	.064	-.496	202	.336	.112	.750	-.134
120	-.196	.038	-.062	-.438	203	.371	.119	.775	-.288
121	-.571	.204	.395	-1.650	204	.430	.136	.851	-.197
122	-.195	.042	-.045	-.385	205	.437	.152	.859	-.190
123	-.493	.187	.049	-1.772	206	.239	.157	.748	-.502
124	-.481	.205	.091	-1.497	207	.383	.127	.754	-.288
125	-.394	.194	.105	-1.285	208	.554	.152	1.005	.028
126	-.261	.145	.131	-.928	209	.589	.163	1.077	-.188
127	-.181	.086	.119	-.667	210	.479	.166	.962	-.309
128	-.171	.064	.091	-.496	211	.038	.099	.353	-.487
129	-.184	.050	.016	-.453	212	.401	.142	.907	-.105
130	-.205	.045	-.045	-.422	213	.517	.160	.981	-.016
131	-.488	.175	.009	-1.609	214	.500	.172	1.034	-.004
132	-.208	.046	-.077	-.401	215	.394	.167	.844	-.160
133	-.683	.222	.049	-1.693	216	.112	.160	.683	-.506
134	-.576	.229	.063	-1.717	217	.054	.106	.457	-.387
135	-.353	.160	.072	-1.085	218	.011	.146	.566	-.478
136	-.239	.084	.029	-.675	219	-.024	.106	.332	-.493
137	-.209	.045	-.053	-.521	220	.318	.140	.733	-.172
138	-.214	.039	-.079	-.472	221	.400	.160	.916	-.079
139	-.222	.036	-.101	-.440	222	.363	.156	.872	-.027
140	-.248	.044	-.098	-.512	223	.255	.138	.831	-.124
141	-.620	.274	.188	-2.053	224	-.021	.105	.450	-.415
142	-.242	.044	-.108	-.521	225	-.028	.112	.426	-.435
143	-.150	.092	.313	-.610	226	.008	.122	.450	-.500
144	-.175	.037	.040	-.345	227	-.150	.107	.264	-.560
145	-.191	.032	-.017	-.341	228	.095	.091	.450	-.190
146	-.206	.034	-.070	-.345	229	.138	.087	.468	-.146
147	-.206	.107	.156	-.909	230	.195	.107	.680	-.151
148	-.153	.044	.113	-.432	231	.224	.122	.828	-.212
149	-.187	.037	.050	-.382	232	.073	.119	.512	-.445
150	-.207	.034	-.034	-.382	233	-.239	.112	.260	-.608
151	-.206	.030	-.115	-.341	234	.051	.119	.538	-.433
152	-.208	.029	-.110	-.342	235	-.149	.100	.317	-.545
153	-.216	.032	-.099	-.322	236	-.030	.056	.246	-.279
154	-.232	.047	-.098	-.423	237	-.022	.068	.374	-.265
155	-.208	.078	.122	-.536	238	.059	.096	.434	-.300

WIND ENGINEERING STUDY OF DENVER SQUARE
DENVER, COLORADO, CONFIGURATION 1
WIND DIRECTION 210

PRFSSURE TAP NUMBER	MEAN PRESSURE COEFFICIENT	RMS PRESSURE COEFFICIENT	MAXIMUM PRESSURE COEFFICIENT	MINIMUM PRESSURE COEFFICIENT	PRESSURE TAP NUMBER	MEAN PRESSURE COEFFICIENT	RMS PRESSURE COEFFICIENT	MAXIMUM PRESSURE COEFFICIENT	MINIMUM PRESSURE COEFFICIENT
239	-.234	.109	.344	-.586	334	-.336	.120	.016	-.862
240	-.079	.066	.234	-.371	335	-.367	.142	-.036	-1.015
241	-.059	.053	.153	-.270	336	-.446	.157	-.005	-1.129
242	-.039	.059	.161	-.303	337	-.570	.164	-.148	-1.263
243	.006	.067	.268	-.251	338	-.621	.162	-.197	-1.669
244	.026	.085	.433	-.349	339	-.614	.149	-.240	-1.980
245	-.223	.095	.276	-.543	340	-.618	.140	-.267	-1.654
246	-.043	.081	.267	-.429	341	-.270	.078	-.069	-.789
247	-.193	.057	.013	-.510	342	-.673	.172	-.200	-1.648
248	-.074	.050	.109	-.354	343	-.189	.064	.044	-.630
249	-.048	.055	.128	-.316	344	-.205	.089	.079	-.816
250	-.052	.057	.169	-.390	345	-.342	.154	.137	-.924
251	-.030	.050	.167	-.275	346	-.585	.181	.002	-1.726
252	-.030	.059	.167	-.444	347	-.215	.055	-.069	-.486
253	-.048	.058	.259	-.294	348	-.201	.046	.028	-.445
254	-.031	.065	.212	-.560	349	-.214	.051	-.019	-.464
255	-.031	.065	.212	-.407	350	-.235	.064	.054	-.540
256	.020	.083	.412	-.215	351	-.268	.100	-.008	-.852
257	.008	.072	.418	-.202	352	-.361	.151	.008	-1.042
258	-.041	.052	.136	-.350	353	-.509	.187	-.043	-1.432
301	-.419	.228	.246	-1.667	354	-.621	.188	.047	-1.520
302	-.395	.179	.223	-1.307	355	-.197	.052	-.022	-.459
303	-.439	.177	.146	-1.364	356	-.480	.149	-.090	-1.179
304	-.469	.166	.027	-1.356	357	-.193	.051	-.063	-.409
305	-.506	.132	-.010	-1.307	358	-.193	.036	-.073	-.349
306	-.483	.108	-.200	-1.238	359	-.172	.033	-.043	-.300
307	-.466	.088	-.193	-.935	360	-.175	.037	-.033	-.346
308	-.428	.083	-.172	-.837	361	-.203	.050	-.038	-.452
309	-.397	.174	.152	-1.144	362	-.260	.068	-.044	-.568
310	-.417	.130	.004	-1.068	363	-.306	.082	-.049	-.718
311	-.470	.108	-.173	-1.002	364	-.357	.105	-.066	-1.198
312	-.401	.091	-.139	-.862	365	-.163	.037	-.030	-.313
313	-.461	.171	.057	-1.213	366	-.160	.037	-.041	-.330
314	-.425	.119	.033	-.853	367	-.174	.056	.062	-.398
315	-.440	.106	-.076	-1.092	368	-.263	.075	-.017	-.777
316	-.461	.121	-.094	-1.149	369	-.159	.041	-.025	-.339
317	-.465	.115	-.137	-1.238	370	-.139	.043	.008	-.290
318	-.435	.095	-.154	-1.349	371	-.134	.068	.122	-.437
319	-.414	.083	-.163	-1.228	372	-.247	.110	.074	-.862
320	-.373	.080	-.148	-1.217	401	-.218	.046	-.080	-.480
321	-.448	.178	.006	-1.120	402	-.215	.045	-.085	-.483
322	-.436	.110	-.155	-1.873	403	-.219	.045	-.077	-.507
323	-.407	.169	0.000	-1.179	404	-.224	.052	-.061	-.478
324	-.386	.133	.127	-.857	405	-.241	.066	-.036	-.572
325	-.445	.141	.039	-1.041	406	-.294	.118	-.006	-.912
326	-.511	.139	.137	-1.176	407	-.217	.045	-.098	-.398
327	-.555	.133	-.152	-1.406	408	-.218	.042	-.086	-.392
328	-.521	.123	-.191	-1.274	409	-.225	.043	-.079	-.377
329	-.510	.107	-.205	-1.149	410	-.245	.067	-.051	-.749
330	-.507	.103	-.194	-1.286	411	-.224	.043	-.079	-.548
331	-.317	.118	-.012	-.965	412	-.227	.041	-.107	-.561
332	-.546	.113	-.215	-1.149	413	-.229	.043	-.111	-.459
333	-.300	.095	.028	-.906	414	-.226	.040	-.094	-.398

WIND ENGINEERING STUDY OF DENVER SQUARE
DENVER, COLORADO, CONFIGURATION 1
WIND DIRECTION 210

PRESSURE TAP NUMBER	MEAN PRESSURE COEFFICIENT	RMS PRESSURE COEFFICIENT	MAXIMUM PRESSURE COEFFICIENT	MINIMUM PRESSURE COEFFICIENT	PRESSURE TAP NUMBER	MEAN PRESSURE COEFFICIENT	RMS PRESSURE COEFFICIENT	MAXIMUM PRESSURE COEFFICIENT	MINIMUM PRESSURE COEFFICIENT
415	-.244	.048	-.065	-.450	451	-.231	.079	-.079	-.704
416	-.294	.075	-.022	-.569	452	-.214	.067	-.064	-.587
417	-.224	.044	-.101	-.992	453	-.226	.069	-.070	-.559
418	-.294	.080	-.068	-.899	454	-.200	.051	-.011	-.408
419	-.229	.053	-.101	-.700	455	-.218	.080	-.040	-.657
420	-.231	.046	-.104	-.550	456	-.224	.071	-.067	-.675
421	-.233	.043	-.128	-.453	457	-.195	.050	.015	-.448
422	-.228	.038	-.073	-.401	458	-.220	.076	-.061	-.824
423	-.249	.052	-.049	-.533	501	-.813	.174	-.346	-1.542
424	-.286	.082	-.039	-.597	502	-.191	.101	.039	-.729
425	-.230	.059	-.073	-.674	503	-.109	.087	.111	-.460
426	-.251	.073	-.042	-.722	504	-.047	.075	.198	-.386
427	-.216	.061	-.022	-.943	505	-.178	.115	.191	-.596
428	-.221	.052	-.086	-.590	506	-.536	.127	-.027	-1.019
429	-.227	.046	-.092	-.566	507	-.584	.092	-.179	-1.237
430	-.226	.045	-.105	-.431	508	-.639	.102	-.339	-1.022
431	-.228	.053	-.104	-.489					
432	-.232	.059	-.065	-.556					
433	-.257	.057	-.058	-.756					
434	-.276	.069	-.061	-.778					
435	-.252	.063	-.089	-.607					
436	-.255	.053	-.092	-.481					
437	-.258	.051	-.092	-.513					
438	-.262	.065	-.058	-.735					
439	-.246	.062	-.083	-.620					
440	-.263	.064	-.107	-.686					
441	-.281	.069	-.128	-.762					
442	-.266	.064	-.093	-.619					
443	-.267	.073	-.079	-.640					
444	-.256	.070	-.049	-.660					
445	-.243	.064	-.079	-.804					
446	-.230	.071	-.046	-.714					
447	-.226	.058	-.086	-.634					
448	-.248	.068	-.075	-.652					
449	-.244	.070	.015	-.642					
450	-.223	.067	-.052	-.605					

WIND ENGINEERING STUDY OF DENVER SQUARE
DENVER, COLORADO. CONFIGURATION 1
WIND DIRECTION 225

PRESSURE TAP NUMBER	MEAN PRESSURE COEFFICIENT	RMS PRESSURE COEFFICIENT	MAXIMUM PRESSURE COEFFICIENT	MINIMUM PRESSURE COEFFICIENT	PRESSURE TAP NUMBER	MEAN PRESSURE COEFFICIENT	RMS PRESSURE COEFFICIENT	MAXIMUM PRESSURE COEFFICIENT	MINIMUM PRESSURE COEFFICIENT
101	-.543	.066	-.318	-.899	156	-.227	.026	-.149	-.327
102	-.594	.089	-.314	-.959	157	-.385	.114	.031	-1.065
103	-.638	.111	-.321	-1.603	158	-.266	.069	-.041	-.745
104	-.667	.150	-.037	-1.606	159	-.225	.046	.012	-.473
105	-.584	.187	.063	-1.528	160	-.211	.034	-.058	-.401
106	-.445	.190	.169	-1.515	161	-.211	.027	-.041	-.356
107	-.363	.185	.238	-1.085	162	-.213	.024	-.083	-.329
108	-.344	.176	.163	-1.259	163	-.214	.024	-.124	-.317
109	-.569	.097	-.273	-.983	164	-.225	.030	-.138	-.387
110	-.610	.116	-.197	-1.071	165	-.315	.090	.014	-.736
111	-.479	.179	.182	-1.156	166	-.203	.052	-.017	-.449
112	-.318	.179	.309	-1.100	167	-.177	.028	-.066	-.270
113	-.519	.100	-.190	-.962	168	-.192	.026	-.101	-.310
114	-.534	.100	-.217	-1.104	169	-.284	.093	.097	-.887
115	-.587	.120	-.244	-1.285	170	-.159	.072	.094	-.404
116	-.628	.148	-.175	-1.445	171	-.158	.035	-.031	-.300
117	-.580	.155	.019	-1.116	172	-.180	.029	-.074	-.307
118	-.470	.152	.115	-.987	201	.129	.107	.496	-.245
119	-.410	.156	.130	-.917	202	.365	.123	.693	-.041
120	-.427	.200	.076	-1.206	203	.355	.121	.700	-.021
121	-.566	.107	-.266	-1.032	204	.357	.117	.771	.005
122	-.378	.192	.121	-1.059	205	.358	.105	.708	-.012
123	-.649	.128	-.318	-1.209	206	.068	.087	.358	-.254
124	-.667	.129	-.344	-1.204	207	.460	.119	.804	.070
125	-.667	.136	-.290	-1.645	208	.606	.129	.956	.194
126	-.668	.149	-.152	-1.334	209	.586	.125	.987	.180
127	-.562	.179	.190	-1.250	210	.418	.106	.756	.042
128	-.427	.180	.087	-1.046	211	.083	.102	.410	-.340
129	-.345	.154	.227	-.907	212	.504	.128	.880	.104
130	-.284	.135	.152	-1.011	213	.613	.135	1.001	.188
131	-.716	.149	-.318	-1.412	214	.571	.127	1.012	.209
132	-.224	.078	-.022	-.910	215	.435	.112	.854	.095
133	-.899	.212	-.350	-2.033	216	.091	.086	.372	-.200
134	-.913	.234	-.309	-2.113	217	.084	.106	.494	-.233
135	-.715	.244	.035	-1.509	218	.032	.092	.432	-.251
136	-.437	.206	.009	-1.163	219	.028	.113	.490	-.346
137	-.269	.110	-.003	-.787	220	.430	.118	.823	.098
138	-.226	.068	-.020	-.641	221	.528	.127	.931	.165
139	-.208	.046	-.054	-.558	222	.485	.121	.869	.119
140	-.215	.032	-.103	-.384	223	.359	.111	.687	.021
141	-.960	.291	-.115	-2.265	224	-.001	.089	.355	-.331
142	-.231	.031	-.131	-.352	225	.047	.119	.513	-.420
143	-.247	.192	.212	-1.054	226	-.012	.098	.354	-.386
144	-.173	.047	.041	-.424	227	.031	.125	.516	-.367
145	-.188	.035	.014	-.364	228	.309	.112	.747	.033
146	-.200	.028	-.085	-.298	229	.311	.096	.699	.077
147	-.341	.203	.147	-1.443	230	.260	.085	.532	.023
148	-.191	.096	.104	-.880	231	.260	.101	.646	-.039
149	-.193	.045	.080	-.621	232	.028	.104	.514	-.343
150	-.207	.032	-.018	-.383	233	.020	.154	.532	-.408
151	-.206	.026	-.100	-.324	234	-.013	.129	.539	-.469
152	-.208	.025	-.115	-.329	235	.059	.153	.704	-.468
153	-.214	.024	-.126	-.323	236	.002	.045	.163	-.224
154	-.227	.025	-.152	-.326	237	-.004	.042	.223	-.141
155	-.283	.156	.154	-1.146	238	.008	.117	.390	-.487

WIND ENGINEERING STUDY OF DENVER SQUARE
DENVER, COLORADO. CONFIGURATION 1
WIND DIRECTION 225

PRESSURE TAP NUMBER	MEAN PRESSURE COEFFICIENT	RMS PRESSURE COEFFICIENT	MAXIMUM PRESSURE COEFFICIENT	MINIMUM PRESSURE COEFFICIENT	PRESSURE TAP NUMBER	MEAN PRESSURE COEFFICIENT	RMS PRESSURE COEFFICIENT	MAXIMUM PRESSURE COEFFICIENT	MINIMUM PRESSURE COEFFICIENT
239	-.003	.161	.551	-.619	334	-.224	.039	-.051	-.552
240	-.017	.095	.271	-.335	335	-.211	.051	.027	-.618
241	-.056	.059	.184	-.277	336	-.232	.084	-.036	-.761
242	-.030	.060	.217	-.218	337	-.368	.194	.068	-1.147
243	.012	.093	.352	-.280	338	-.653	.274	.006	-1.591
244	.003	.137	.498	-.442	339	-.899	.263	-.066	-2.102
245	-.183	.155	.350	-.608	340	-.908	.228	-.365	-1.996
246	-.059	.132	.384	-.497	341	-.228	.030	-.136	-.365
247	-.244	.075	.039	-.529	342	-1.053	.300	-.211	-2.593
248	-.128	.082	.173	-.441	343	-.174	.028	-.050	-.275
249	-.075	.095	.230	-.494	344	-.170	.032	.013	-.294
250	-.043	.093	.301	-.555	345	-.187	.052	.034	-.666
251	-.081	.085	.194	-.405	346	-.372	.186	.063	-1.483
252	-.156	.087	.153	-.525	347	-.214	.027	-.113	-.340
253	-.035	.079	.218	-.301	348	-.201	.023	-.118	-.313
254	.048	.109	.402	-.380	349	-.210	.025	-.090	-.335
255	-.020	.098	.315	-.417	350	-.219	.027	-.033	-.344
256	.122	.108	.577	-.181	351	-.208	.031	-.039	-.404
257	.210	.139	.728	-.150	352	-.209	.046	-.047	-.678
258	.088	.124	.588	-.223	353	-.239	.086	-.063	-.791
301	-.238	.080	-.017	-.618	354	-.426	.179	-.031	-1.300
302	-.241	.116	.107	-.839	355	-.213	.035	-.111	-.400
303	-.317	.147	.126	-1.018	356	-.349	.124	-.043	-1.045
304	-.425	.171	.127	-1.009	357	-.218	.033	-.076	-.455
305	-.683	.145	-.106	-1.347	358	-.210	.027	-.107	-.317
306	-.732	.115	-.324	-1.485	359	-.190	.028	-.077	-.307
307	-.726	.099	-.434	-1.186	360	-.195	.034	-.073	-.318
308	-.689	.099	-.410	-1.182	361	-.233	.047	-.086	-.461
309	-.201	.127	.227	-.693	362	-.290	.056	-.113	-.529
310	-.373	.175	.358	-.984	363	-.330	.061	-.114	-.641
311	-.721	.125	-.204	-1.195	364	-.409	.083	-.148	-.791
312	-.681	.106	-.330	-1.146	365	-.172	.032	-.054	-.342
313	-.279	.139	.083	-.960	366	-.172	.043	-.014	-.394
314	-.304	.140	.124	-.838	367	-.235	.079	.039	-.642
315	-.401	.164	.159	-1.124	368	-.319	.082	-.044	-.742
316	-.517	.189	.103	-1.251	369	-.174	.035	-.037	-.297
317	-.683	.169	.011	-1.423	370	-.149	.049	.036	-.361
318	-.712	.140	-.242	-1.430	371	-.192	.088	.120	-.472
319	-.684	.119	-.319	-1.266	372	-.284	.081	.098	-.745
320	-.629	.114	-.271	-1.069	401	-.312	.105	.006	-.817
321	-.256	.125	.079	-.954	402	-.275	.083	-.012	-.739
322	-.653	.127	-.204	-1.238	403	-.268	.075	-.030	-.739
323	-.245	.091	-.011	-1.176	404	-.259	.068	-.054	-.578
324	-.239	.120	.079	-.977	405	-.262	.073	.018	-.686
325	-.309	.163	.144	-.942	406	-.257	.077	.007	-.624
326	-.456	.197	.103	-1.128	407	-.268	.084	-.027	-1.050
327	-.690	.184	.006	-1.453	408	-.248	.054	-.094	-.483
328	-.735	.158	-.130	-1.406	409	-.250	.052	-.100	-.568
329	-.744	.156	-.284	-2.031	410	-.249	.070	-.027	-.668
330	-.723	.145	-.259	-1.545	411	-.295	.092	.045	-.627
331	-.226	.053	-.036	-.517	412	-.255	.058	-.043	-.515
332	-.774	.166	-.277	-1.480	413	-.238	.045	-.078	-.447
333	-.231	.034	-.046	-.492	414	-.225	.048	-.046	-.698

WIND ENGINEERING STUDY OF DENVER SQUARE
DENVER, COLORADO. CONFIGURATION 1
WIND DIRECTION 225

PRESSURE TAP NUMBER	MEAN PRESSURE COEFFICIENT	RMS PRESSURE COEFFICIENT	MAXIMUM PRESSURE COEFFICIENT	MINIMUM PRESSURE COEFFICIENT	PRESSURE TAP NUMBER	MEAN PRESSURE COEFFICIENT	RMS PRESSURE COEFFICIENT	MAXIMUM PRESSURE COEFFICIENT	MINIMUM PRESSURE COEFFICIENT
415	-.239	.067	-.036	-.793	451	-.230	.041	-.101	-.475
416	-.259	.085	-.004	-.632	452	-.223	.039	-.092	-.476
417	-.292	.094	-.034	-.626	453	-.243	.044	-.098	-.519
418	-.244	.085	.039	-.695	454	-.236	.038	-.086	-.426
419	-.242	.074	-.030	-.669	455	-.229	.044	-.081	-.473
420	-.225	.050	-.060	-.465	456	-.241	.045	-.097	-.601
421	-.219	.042	-.096	-.602	457	-.229	.036	-.046	-.386
422	-.207	.038	-.084	-.406	458	-.237	.045	-.092	-.627
423	-.218	.053	-.039	-.486	501	-.645	.091	-.350	-1.061
424	-.232	.070	-.007	-.554	502	-.629	.131	-.070	-1.209
425	-.217	.049	-.079	-.916	503	-.315	.147	.160	-.916
426	-.202	.044	-.052	-.454	504	-.321	.123	.133	-.783
427	-.200	.031	-.120	-.335	505	-.236	.129	.219	-.727
428	-.204	.030	-.130	-.324	506	-.621	.134	-.124	-1.198
429	-.207	.029	-.117	-.339	507	-.699	.097	-.449	-1.205
430	-.201	.029	-.100	-.354	508	-.654	.081	-.399	-.990
431	-.197	.030	-.066	-.347					
432	-.205	.032	-.105	-.396					
433	-.221	.031	-.132	-.355					
434	-.221	.033	-.074	-.386					
435	-.218	.030	-.143	-.350					
436	-.220	.030	-.135	-.355					
437	-.225	.031	-.118	-.347					
438	-.223	.033	-.128	-.361					
439	-.222	.030	-.138	-.355					
440	-.227	.031	-.140	-.352					
441	-.235	.028	-.141	-.376					
442	-.227	.027	-.114	-.332					
443	-.220	.028	-.128	-.376					
444	-.217	.028	-.104	-.366					
445	-.236	.031	-.121	-.393					
446	-.225	.034	-.104	-.396					
447	-.238	.036	-.131	-.447					
448	-.246	.039	-.146	-.496					
449	-.249	.044	-.120	-.641					
450	-.235	.041	-.101	-.476					

WIND ENGINEERING STUDY OF DENVER SQUARE
DENVER, COLORADO. CONFIGURATION 1
WIND DIRECTION 240

PRESSURE TAP NUMBER	MEAN PRESSURE COEFFICIENT	RMS PRESSURE COEFFICIENT	MAXIMUM PRESSURE COEFFICIENT	MINIMUM PRESSURE COEFFICIENT	PRESSURE TAP NUMBER	MEAN PRESSURE COEFFICIENT	RMS PRESSURE COEFFICIENT	MAXIMUM PRESSURE COEFFICIENT	MINIMUM PRESSURE COEFFICIENT
101	-.396	.062	-.211	-.694	156	-.318	.042	-.190	-.525
102	-.394	.062	-.214	-.694	157	-.510	.198	-.052	-1.589
103	-.422	.072	-.195	-.976	158	-.391	.129	-.008	-1.040
104	-.449	.087	-.166	-1.103	159	-.284	.099	.080	-.757
105	-.466	.112	-.027	-1.323	160	-.246	.080	.057	-.560
106	-.457	.129	.054	-1.395	161	-.253	.060	-.040	-.609
107	-.490	.149	.085	-1.592	162	-.268	.046	-.082	-.517
108	-.556	.223	.084	-1.657	163	-.282	.041	-.126	-.480
109	-.366	.056	-.148	-.616	164	-.307	.044	-.173	-.518
110	-.378	.060	-.195	-.740	165	-.261	.123	.057	-.801
111	-.431	.083	-.039	-.943	166	-.144	.063	.099	-.415
112	-.521	.145	-.060	-1.343	167	-.173	.056	.154	-.363
113	-.353	.052	-.175	-.541	168	-.215	.048	.060	-.413
114	-.348	.051	-.177	-.532	169	-.161	.155	.588	-1.098
115	-.368	.055	-.199	-.605	170	-.074	.092	.358	-.409
116	-.391	.061	-.208	-.709	171	-.139	.070	.253	-.322
117	-.423	.070	-.126	-.761	172	-.194	.055	.082	-.359
118	-.440	.076	-.088	-.737	201	.320	.122	.700	-.112
119	-.490	.103	-.168	-.910	202	.414	.120	.778	-.029
120	-.521	.129	-.154	-1.179	203	.345	.112	.738	-.071
121	-.367	.055	-.189	-.638	204	.276	.103	.603	-.075
122	-.498	.120	-.177	-1.100	205	.232	.101	.757	-.100
123	-.398	.065	-.216	-.740	206	-.034	.070	.276	-.282
124	-.409	.067	-.220	-.808	207	.538	.134	.887	.047
125	-.412	.068	-.237	-.814	208	.576	.135	1.011	.149
126	-.413	.077	-.196	-.874	209	.532	.138	.934	.050
127	-.435	.083	-.213	-.926	210	.333	.110	.730	-.029
128	-.445	.078	-.205	-.961	211	.290	.143	.739	-.297
129	-.476	.088	-.085	-.781	212	.572	.150	1.038	.130
130	-.483	.115	-.148	-1.202	213	.583	.137	1.017	.158
131	-.433	.079	-.226	-.839	214	.443	.117	.815	.104
132	-.488	.124	-.174	-1.232	215	.285	.100	.621	-.017
133	-.525	.104	-.251	-1.162	216	-.009	.067	.253	-.258
134	-.529	.106	-.159	-1.242	217	.299	.143	.822	-.220
135	-.527	.112	-.182	-1.294	218	-.047	.072	.238	-.312
136	-.531	.121	-.191	-1.354	219	.244	.143	.703	-.259
137	-.536	.130	-.180	-1.356	220	.496	.150	.971	.011
138	-.500	.116	-.105	-1.117	221	.475	.147	.985	.128
139	-.450	.101	-.019	-.879	222	.345	.120	.777	0.000
140	-.424	.106	-.029	-.895	223	.206	.102	.623	-.109
141	-.572	.136	-.222	-1.354	224	-.079	.069	.161	-.290
142	-.368	.074	-.143	-.807	225	.273	.139	.713	-.113
143	-.551	.163	-.003	-1.373	226	-.104	.079	.270	-.404
144	-.450	.172	.060	-1.100	227	.225	.136	.712	-.172
145	-.357	.131	.015	-.935	228	.382	.129	.881	.033
146	-.317	.087	.015	-.765	229	.329	.118	.713	.021
147	-.560	.176	-.011	-1.378	230	.148	.079	.468	-.112
148	-.501	.189	.012	-1.479	231	.083	.081	.477	-.122
149	-.426	.185	.046	-1.217	232	-.137	.086	.336	-.437
150	-.375	.147	-.028	-1.035	233	.197	.148	.739	-.305
151	-.320	.099	-.035	-.810	234	-.212	.107	.323	-.543
152	-.302	.080	-.035	-.702	235	.216	.137	.784	-.177
153	-.315	.068	.020	-.734	236	-.011	.051	.174	-.202
154	-.332	.048	-.171	-.554	237	-.059	.044	.124	-.256
155	-.524	.175	-.022	-1.307	238	-.178	.077	.275	-.558

WIND ENGINEERING STUDY OF DENVER SQUARE
DENVER, COLORADO. CONFIGURATION 1
WIND DIRECTION 240

PRESSURE TAP NUMBER	MEAN PRESSURE COEFFICIENT	RMS PRESSURE COEFFICIENT	MAXIMUM PRESSURE COEFFICIENT	MINIMUM PRESSURE COEFFICIENT	PRESSURE TAP NUMBER	MEAN PRESSURE COEFFICIENT	RMS PRESSURE COEFFICIENT	MAXIMUM PRESSURE COEFFICIENT	MINIMUM PRESSURE COEFFICIENT
239	.194	.145	.721	-.266	334	-.285	.026	-.187	-.393
240	.072	.083	.385	-.262	335	-.241	.027	-.130	-.357
241	-.059	.048	.140	-.236	336	-.213	.032	-.069	-.412
242	-.107	.044	.071	-.272	337	-.200	.054	-.037	-.536
243	-.126	.056	.199	-.330	338	-.235	.128	.029	-1.081
244	-.252	.091	.199	-.631	339	-.403	.253	.130	-1.459
245	.050	.150	.643	-.382	340	-.686	.231	.089	-1.707
246	-.261	.086	.084	-.593	341	-.324	.034	-.219	-.442
247	-.101	.120	.495	-.556	342	-.635	.258	.120	-1.606
248	-.097	.047	.177	-.382	343	-.242	.030	-.109	-.350
249	-.108	.059	.086	-.533	344	-.202	.032	-.007	-.320
250	-.094	.081	.229	-.565	345	-.170	.047	.073	-.353
251	-.100	.085	.173	-.509	346	-.226	.118	.247	-.782
252	-.217	.118	.246	-.914	347	-.306	.048	-.010	-.486
253	-.111	.052	.220	-.307	348	-.272	.029	-.154	-.378
254	-.074	.057	.192	-.313	349	-.261	.026	-.164	-.350
255	-.030	.078	.299	-.388	350	-.247	.028	-.129	-.352
256	-.086	.051	.134	-.263	351	-.205	.035	-.044	-.306
257	-.025	.067	.305	-.289	352	-.178	.043	.039	-.342
258	.070	.108	.729	-.233	353	-.165	.056	.090	-.352
301	-.217	.037	-.074	-.379	354	-.330	.124	.096	-.908
302	-.164	.031	.032	-.330	355	-.303	.037	-.174	-.428
303	-.170	.032	0.000	-.330	356	-.313	.096	.019	-.719
304	-.151	.038	-.020	-.401	357	-.310	.040	-.100	-.456
305	-.179	.075	.006	-.712	358	-.283	.030	-.166	-.418
306	-.308	.153	-.029	-1.006	359	-.247	.029	-.160	-.408
307	-.569	.190	-.027	-1.107	360	-.231	.033	-.123	-.392
308	-.702	.155	-.169	-1.507	361	-.240	.046	-.071	-.402
309	-.076	.042	.089	-.235	362	-.262	.064	-.039	-.518
310	-.046	.053	.134	-.312	363	-.272	.082	.019	-.651
311	-.246	.194	.167	-.891	364	-.370	.097	.084	-.775
312	-.636	.133	-.226	-1.244	365	-.246	.032	-.134	-.386
313	-.233	.032	-.134	-.385	366	-.220	.035	-.039	-.383
314	-.190	.029	-.072	-.457	367	-.240	.074	.071	-.563
315	-.170	.035	-.051	-.462	368	-.292	.077	.089	-.559
316	-.121	.059	.042	-.600	369	-.260	.032	-.140	-.393
317	-.206	.178	.092	-1.024	370	-.212	.036	-.076	-.353
318	-.429	.251	.095	-1.266	371	-.229	.064	.089	-.428
319	-.623	.187	.175	-1.269	372	-.273	.072	.082	-.545
320	-.603	.133	.027	-1.671	401	-.380	.103	-.039	-1.124
321	-.245	.032	-.104	-.361	402	-.274	.063	-.055	-.739
322	-.625	.152	-.155	-1.557	403	-.248	.052	-.088	-.560
323	-.280	.031	-.175	-.385	404	-.245	.048	-.099	-.572
324	-.215	.027	-.107	-.335	405	-.250	.044	-.118	-.424
325	-.187	.033	-.048	-.466	406	-.234	.043	-.106	-.388
326	-.168	.047	-.003	-.689	407	-.277	.057	-.069	-.613
327	-.195	.118	-.003	-.991	408	-.246	.041	-.100	-.403
328	-.309	.213	.103	-1.285	409	-.249	.041	-.123	-.453
329	-.547	.232	.140	-1.347	410	-.238	.040	-.111	-.414
330	-.628	.165	-.139	-1.391	411	-.355	.064	-.138	-.653
331	-.296	.033	-.192	-.421	412	-.286	.045	-.117	-.457
332	-.624	.182	-.086	-1.638	413	-.269	.038	-.112	-.412
333	-.320	.033	-.206	-.425	414	-.250	.038	-.118	-.393

WIND ENGINEERING STUDY OF DENVER SQUARE
DENVER, COLORADO. CONFIGURATION 1
WIND DIRECTION 240

PRESSURE TAP NUMBR	MFAN PRESSURE COEFFICIENT	HMS PRESSURE COEFFICIENT	MAXIMUM PRESSURE COEFFICIENT	MINIMUM PRESSURE COEFFICIENT	PRESSURE TAP NUMBER	MEAN PRESSURE COEFFICIENT	RMS PRESSURE COEFFICIENT	MAXIMUM PRESSURE COEFFICIENT	MINIMUM PRESSURE COEFFICIENT
415	-.255	.039	-.138	-.391	451	-.335	.047	-.176	-.555
416	-.256	.039	-.129	-.432	452	-.324	.045	-.196	-.511
417	-.372	.059	-.105	-.595	453	-.333	.061	-.139	-.759
418	-.264	.039	-.144	-.441	454	-.333	.051	-.159	-.651
419	-.389	.062	-.124	-.644	455	-.340	.057	-.136	-.750
420	-.333	.044	-.151	-.516	456	-.328	.062	-.102	-.785
421	-.315	.038	-.186	-.472	457	-.321	.054	-.117	-.609
422	-.285	.037	-.157	-.418	458	-.344	.058	-.190	-.802
423	-.287	.038	-.145	-.471	501	-.592	.093	-.277	-1.034
424	-.289	.037	-.148	-.430	502	-.549	.108	-.075	-.953
425	-.402	.067	-.169	-.644	503	-.300	.092	.057	-.617
426	-.289	.037	-.171	-.426	504	-.200	.076	.034	-.508
427	-.364	.065	-.201	-.715	505	-.284	.090	0.000	-.677
428	-.346	.047	-.213	-.559	506	-.459	.115	-.137	-.897
429	-.338	.039	-.219	-.517	507	-.634	.117	-.250	-1.143
430	-.302	.037	-.136	-.468	508	-.589	.087	-.330	-.967
431	-.293	.037	-.151	-.456					
432	-.299	.036	-.177	-.457					
433	-.371	.058	-.197	-.600					
434	-.333	.039	-.196	-.491					
435	-.357	.046	-.228	-.551					
436	-.354	.041	-.234	-.541					
437	-.331	.040	-.156	-.474					
438	-.321	.041	-.170	-.483					
439	-.338	.045	-.187	-.552					
440	-.342	.043	-.214	-.528					
441	-.358	.045	-.236	-.603					
442	-.335	.041	-.201	-.535					
443	-.324	.041	-.182	-.575					
444	-.317	.041	-.170	-.538					
445	-.343	.051	-.182	-.623					
446	-.322	.048	-.167	-.656					
447	-.332	.055	-.150	-.688					
448	-.341	.058	-.180	-.742					
449	-.346	.051	-.190	-.696					
450	-.341	.050	-.182	-.611					

WIND ENGINEERING STUDY OF DENVER SQUARE
DENVER, COLORADO. CONFIGURATION 1
WIND DIRECTION 255

PRESSURE TAP NUMBER	MEAN PRESSURE COEFFICIENT	RMS PRESSURE COEFFICIENT	MAXIMUM PRESSURE COEFFICIENT	MINIMUM PRESSURE COEFFICIENT	PRESSURE TAP NUMBER	MEAN PRESSURE COEFFICIENT	RMS PRESSURE COEFFICIENT	MAXIMUM PRESSURE COEFFICIENT	MINIMUM PRESSURE COEFFICIENT
101	-.337	.044	-.204	-.529	156	-.416	.043	-.265	-.578
102	-.329	.044	-.187	-.526	157	-.483	.114	-.204	-1.372
103	-.346	.046	-.208	-.559	158	-.465	.100	-.154	-.881
104	-.361	.049	-.201	-.586	159	-.428	.085	-.183	-.854
105	-.390	.057	-.205	-.651	160	-.390	.071	-.133	-.732
106	-.390	.066	-.141	-.682	161	-.362	.059	-.183	-.675
107	-.419	.084	-.115	-1.048	162	-.367	.051	-.189	-.630
108	-.463	.120	-.144	-1.197	163	-.376	.046	-.183	-.639
109	-.319	.040	-.198	-.520	164	-.398	.038	-.256	-.575
110	-.321	.039	-.210	-.483	165	-.436	.104	-.070	-1.101
111	-.371	.052	-.180	-.589	166	-.340	.094	.027	-.681
112	-.437	.082	-.127	-.786	167	-.277	.067	-.018	-.488
113	-.322	.036	-.201	-.447	168	-.302	.060	-.038	-.480
114	-.312	.036	-.196	-.448	169	-.416	.141	.252	-1.364
115	-.329	.038	-.207	-.465	170	-.293	.115	.229	-.680
116	-.346	.038	-.225	-.502	171	-.246	.088	.201	-.495
117	-.371	.045	-.207	-.573	172	-.277	.078	.137	-.494
118	-.379	.055	-.214	-.673	201	.492	.131	.840	.051
119	-.417	.072	-.241	-.759	202	.400	.112	.736	.009
120	-.452	.077	-.264	-.786	203	.289	.099	.597	-.049
121	-.334	.039	-.202	-.460	204	.186	.083	.511	-.075
122	-.429	.071	-.261	-.790	205	.115	.076	.382	-.195
123	-.346	.041	-.190	-.504	206	-.099	.048	.104	-.295
124	-.357	.040	-.225	-.523	207	.573	.137	.991	.137
125	-.362	.037	-.234	-.489	208	.463	.115	.804	.116
126	-.355	.038	-.219	-.504	209	.437	.107	.707	.054
127	-.381	.042	-.253	-.564	210	.228	.080	.456	-.078
128	-.401	.044	-.277	-.607	211	.533	.130	.913	.071
129	-.424	.053	-.280	-.652	212	.588	.121	.923	.229
130	-.426	.064	-.279	-.793	213	.508	.120	.866	.153
131	-.368	.045	-.234	-.577	214	.314	.092	.625	.041
132	-.431	.059	-.268	-.711	215	.159	.073	.456	-.064
133	-.424	.043	-.288	-.579	216	-.086	.043	.103	-.233
134	-.430	.043	-.284	-.576	217	.541	.138	.908	.098
135	-.430	.043	-.282	-.579	218	-.119	.045	.069	-.271
136	-.429	.043	-.279	-.585	219	.487	.134	.872	.039
137	-.439	.043	-.302	-.614	220	.528	.118	.862	.207
138	-.446	.041	-.320	-.614	221	.459	.112	.771	.149
139	-.448	.041	-.302	-.602	222	.258	.087	.512	.038
140	-.448	.046	-.313	-.651	223	.109	.071	.336	-.097
141	-.436	.046	-.288	-.660	224	-.142	.044	.041	-.292
142	-.455	.047	-.328	-.692	225	.492	.137	.890	.033
143	-.445	.049	-.282	-.668	226	-.175	.049	.088	-.347
144	-.444	.050	-.296	-.698	227	.425	.128	.833	.072
145	-.459	.057	-.259	-.742	228	.423	.110	.826	.140
146	-.446	.045	-.285	-.602	229	.323	.092	.606	.059
147	-.443	.055	-.265	-.662	230	.075	.057	.295	-.069
148	-.440	.055	-.261	-.662	231	-.016	.053	.204	-.175
149	-.455	.061	-.296	-.828	232	-.215	.044	-.062	-.366
150	-.462	.061	-.284	-.810	233	.369	.135	.828	-.010
151	-.460	.059	-.271	-.704	234	-.326	.049	-.142	-.503
152	-.452	.055	-.192	-.674	235	.337	.133	.948	-.007
153	-.445	.051	-.267	-.659	236	.004	.045	.163	-.162
154	-.435	.043	-.320	-.616	237	-.065	.043	.085	-.208
155	-.446	.077	-.220	-.890	238	-.200	.053	-.012	-.384

WIND ENGINEERING STUDY OF DENVER SQUARE
DENVER, COLORADO. CONFIGURATION 1
WIND DIRECTION 255

PRESSURE TAP NUMBER	MEAN PRESSURE COEFFICIENT	RMS PRESSURE COEFFICIENT	MAXIMUM PRESSURE COEFFICIENT	MINIMUM PRESSURE COEFFICIENT	PRESSURE TAP NUMBER	MEAN PRESSURE COEFFICIENT	RMS PRESSURE COEFFICIENT	MAXIMUM PRESSURE COEFFICIENT	MINIMUM PRESSURE COEFFICIENT
239	.322	.126	.803	.006	334	-.266	.027	-.159	-.357
240	.199	.090	.598	-.039	335	-.195	.034	-.042	-.290
241	-.015	.041	.158	-.202	336	-.131	.044	.053	-.250
242	-.180	.043	-.012	-.328	337	-.061	.056	.143	-.189
243	-.220	.042	-.061	-.384	338	-.001	.073	.276	-.247
244	-.346	.047	-.202	-.538	339	.029	.133	.407	-.656
245	.267	.117	.701	-.051	340	-.164	.252	.578	-1.273
246	-.307	.071	-.019	-.588	341	-.371	.032	-.266	-.510
247	.198	.108	.616	-.150	342	-.098	.221	.507	-1.043
248	.041	.078	.329	-.189	343	-.244	.034	-.094	-.383
249	-.143	.048	.051	-.344	344	-.151	.041	.020	-.309
250	-.193	.075	.210	-.490	345	-.036	.067	.296	-.227
251	-.186	.070	.077	-.422	346	.023	.137	.657	-.486
252	-.259	.077	.139	-.556	347	-.364	.031	-.247	-.480
253	.091	.104	.522	-.238	348	-.284	.027	-.150	-.381
254	-.141	.044	.062	-.290	349	-.249	.032	-.105	-.347
255	-.173	.056	.052	-.409	350	-.197	.037	-.027	-.293
256	.085	.102	.494	-.246	351	-.124	.046	.111	-.238
257	-.097	.048	.094	-.262	352	-.070	.057	.186	-.224
258	-.160	.054	.040	-.368	353	-.010	.071	.275	-.218
301	-.204	.033	-.088	-.304	354	-.086	.163	.428	-.698
302	-.099	.037	.030	-.220	355	-.370	.034	-.201	-.493
303	-.079	.043	.068	-.213	356	-.149	.127	.308	-.616
304	-.040	.048	.117	-.191	357	-.370	.032	-.260	-.506
305	-.027	.051	.161	-.195	358	-.293	.026	-.199	-.396
306	-.009	.059	.203	-.282	359	-.233	.026	-.121	-.322
307	.019	.085	.278	-.527	360	-.185	.029	-.049	-.270
308	-.158	.215	.437	-.839	361	-.137	.031	.007	-.233
309	-.012	.044	.153	-.169	362	-.110	.035	.053	-.212
310	.073	.060	.320	-.124	363	-.094	.039	.110	-.218
311	.054	.064	.311	-.156	364	-.229	.105	.246	-.644
312	-.027	.207	.580	-.683	365	-.262	.028	-.150	-.376
313	-.223	.030	-.123	-.331	366	-.163	.032	-.030	-.262
314	-.131	.031	-.042	-.237	367	-.072	.039	.094	-.184
315	-.076	.040	.049	-.198	368	-.097	.066	.142	-.420
316	.007	.049	.192	-.136	369	-.281	.031	-.153	-.392
317	.082	.064	.273	-.111	370	-.145	.041	.036	-.269
318	.124	.083	.347	-.411	371	-.052	.053	.186	-.202
319	.106	.185	.428	-.807	372	-.075	.060	.162	-.340
320	-.068	.232	.512	-.754	401	-.339	.067	-.120	-.879
321	-.241	.031	-.123	-.349	402	-.274	.047	-.112	-.697
322	-.098	.244	.599	-.904	403	-.273	.043	-.114	-.661
323	-.277	.031	-.159	-.378	404	-.285	.040	-.153	-.436
324	-.173	.029	-.055	-.302	405	-.285	.040	-.156	-.483
325	-.113	.037	.030	-.226	406	-.266	.039	-.136	-.472
326	-.058	.047	.116	-.194	407	-.288	.045	-.096	-.519
327	.016	.062	.233	-.153	408	-.280	.038	-.153	-.499
328	.099	.081	.350	-.292	409	-.283	.036	-.175	-.390
329	.121	.171	.476	-.621	410	-.266	.036	-.136	-.381
330	-.075	.243	.613	-.780	411	-.328	.048	-.133	-.529
331	-.313	.034	-.197	-.453	412	-.297	.039	-.133	-.442
332	-.062	.243	.567	-.890	413	-.294	.036	-.109	-.415
333	-.359	.032	-.234	-.486	414	-.278	.035	-.177	-.393

WIND ENGINEERING STUDY OF DENVER SQUARE
DENVER, COLORADO. CONFIGURATION 1
WIND DIRECTION 255

PRESSURE TAP NUMBER	MEAN PRESSURE COEFFICIENT	RMS PRESSURE COEFFICIENT	MAXIMUM PRESSURE COEFFICIENT	MINIMUM PRESSURE COEFFICIENT	PRESSURE TAP NUMBER	MEAN PRESSURE COEFFICIENT	RMS PRESSURE COEFFICIENT	MAXIMUM PRESSURE COEFFICIENT	MINIMUM PRESSURE COEFFICIENT
415	-.243	.035	-.166	-.405	451	-.417	.036	-.309	-.558
416	-.285	.035	-.163	-.408	452	-.410	.036	-.287	-.540
417	-.348	.045	-.165	-.580	453	-.432	.042	-.306	-.631
418	-.284	.038	-.181	-.400	454	-.433	.039	-.303	-.564
419	-.361	.044	-.181	-.508	455	-.421	.040	-.309	-.566
420	-.337	.042	-.138	-.466	456	-.427	.042	-.299	-.614
421	-.333	.041	-.162	-.498	457	-.427	.039	-.213	-.608
422	-.313	.039	-.135	-.433	458	-.423	.038	-.297	-.592
423	-.318	.038	-.172	-.439	501	-.516	.074	-.244	-.925
424	-.319	.037	-.166	-.435	502	-.422	.094	-.051	-.742
425	-.387	.040	-.142	-.525	503	-.180	.090	.078	-.544
426	-.326	.036	-.178	-.430	504	-.218	.104	.048	-.621
427	-.398	.036	-.262	-.517	505	-.324	.062	-.097	-.612
428	-.387	.035	-.235	-.501	506	-.575	.131	-.140	-1.185
429	-.384	.038	-.213	-.535	507	-.597	.155	-.208	-1.251
430	-.364	.039	-.228	-.484	508	-.533	.105	-.252	-1.011
431	-.354	.038	-.220	-.474					
432	-.364	.038	-.232	-.484					
433	-.436	.039	-.294	-.631					
434	-.399	.035	-.204	-.532					
435	-.421	.034	-.325	-.619					
436	-.412	.036	-.284	-.593					
437	-.417	.038	-.268	-.572					
438	-.411	.037	-.291	-.570					
439	-.425	.043	-.302	-.653					
440	-.420	.038	-.313	-.570					
441	-.428	.032	-.328	-.544					
442	-.411	.034	-.297	-.553					
443	-.401	.034	-.297	-.535					
444	-.395	.033	-.297	-.538					
445	-.426	.042	-.311	-.611					
446	-.408	.037	-.253	-.550					
447	-.425	.040	-.302	-.608					
448	-.424	.040	-.309	-.599					
449	-.438	.038	-.306	-.573					
450	-.426	.037	-.303	-.567					

WIND ENGINEERING STUDY OF DENVER SQUARE
DENVER, COLORADO. CONFIGURATION 1
WIND DIRECTION 270

PRESSURE TAP NUMBER	MEAN PRESSURE COEFFICIENT	RMS PRESSURE COEFFICIENT	MAXIMUM PRESSURE COEFFICIENT	MINIMUM PRESSURE COEFFICIENT	PRESSURE TAP NUMBER	MEAN PRESSURE COEFFICIENT	RMS PRESSURE COEFFICIENT	MAXIMUM PRESSURE COEFFICIENT	MINIMUM PRESSURE COEFFICIENT
101	-.260	.038	-.120	-.462	156	-.363	.040	-.232	-.530
102	-.244	.038	-.105	-.437	157	-.370	.056	-.194	-.655
103	-.255	.039	-.116	-.443	158	-.370	.058	-.171	-.669
104	-.269	.040	-.135	-.463	159	-.368	.060	-.177	-.704
105	-.286	.047	-.062	-.486	160	-.367	.060	-.183	-.676
106	-.270	.056	-.092	-.726	161	-.361	.054	-.161	-.594
107	-.282	.072	-.065	-1.013	162	-.351	.049	-.164	-.593
108	-.310	.095	-.062	-1.309	163	-.345	.043	-.157	-.520
109	-.257	.038	-.120	-.429	164	-.354	.038	-.227	-.495
110	-.245	.037	-.125	-.428	165	-.372	.071	-.108	-.707
111	-.274	.043	-.117	-.490	166	-.367	.070	-.147	-.689
112	-.302	.068	-.120	-.639	167	-.295	.063	-.073	-.491
113	-.261	.037	-.134	-.398	168	-.290	.054	-.078	-.492
114	-.245	.037	-.116	-.391	169	-.357	.072	-.160	-.761
115	-.257	.037	-.137	-.401	170	-.346	.071	-.083	-.656
116	-.273	.037	-.159	-.414	171	-.279	.068	-.050	-.524
117	-.281	.034	-.175	-.403	172	-.277	.057	-.058	-.472
118	-.267	.037	-.163	-.413	201	.241	.226	.845	-.937
119	-.284	.048	-.153	-.532	202	.164	.138	.573	-.333
120	-.317	.072	-.153	-.765	203	.103	.118	.447	-.197
121	-.268	.038	-.146	-.398	204	.064	.097	.370	-.207
122	-.332	.077	-.126	-.700	205	.021	.090	.335	-.203
123	-.276	.041	-.141	-.414	206	-.120	.052	.084	-.268
124	-.287	.041	-.159	-.425	207	.325	.204	.879	-.462
125	-.295	.040	-.159	-.438	208	.205	.122	.597	-.106
126	-.282	.040	-.159	-.426	209	.226	.119	.627	-.065
127	-.304	.043	-.174	-.492	210	.087	.091	.364	-.250
128	-.322	.047	-.184	-.575	211	.298	.200	.941	-.590
129	-.341	.054	-.195	-.585	212	.313	.130	.780	-.085
130	-.355	.079	-.157	-.920	213	.254	.125	.675	-.050
131	-.289	.044	-.116	-.422	214	.112	.097	.447	-.116
132	-.385	.074	-.135	-.744	215	.006	.076	.279	-.198
133	-.355	.042	-.210	-.509	216	-.136	.043	.021	-.288
134	-.359	.041	-.220	-.509	217	.321	.179	.880	-.452
135	-.359	.041	-.235	-.508	218	-.156	.046	.043	-.293
136	-.365	.040	-.253	-.527	219	.274	.147	.827	-.471
137	-.380	.042	-.259	-.616	220	.277	.111	.753	.035
138	-.389	.041	-.263	-.609	221	.212	.101	.656	-.017
139	-.394	.044	-.278	-.633	222	.064	.077	.384	-.130
140	-.407	.054	-.258	-.681	223	-.036	.064	.262	-.194
141	-.372	.042	-.232	-.537	224	-.173	.043	.010	-.323
142	-.405	.051	-.239	-.766	225	.280	.139	.778	-.315
143	-.381	.043	-.262	-.556	226	-.202	.043	-.027	-.327
144	-.383	.042	-.263	-.556	227	.227	.121	.869	-.367
145	-.398	.041	-.271	-.632	228	.207	.092	.761	.003
146	-.396	.041	-.232	-.584	229	.121	.080	.451	-.079
147	-.380	.045	-.243	-.577	230	-.059	.051	.201	-.208
148	-.379	.046	-.246	-.581	231	-.120	.045	.129	-.265
149	-.389	.046	-.250	-.610	232	-.240	.037	-.084	-.367
150	-.392	.046	-.260	-.589	233	.297	.138	.875	-.356
151	-.392	.045	-.275	-.597	234	-.378	.038	-.267	-.521
152	-.390	.043	-.281	-.619	235	.237	.131	.813	-.210
153	-.394	.042	-.250	-.619	236	-.068	.049	.162	-.252
154	-.390	.047	-.222	-.617	237	-.107	.045	.083	-.270
155	-.377	.051	-.233	-.568	238	-.222	.049	.010	-.407

WIND ENGINEERING STUDY OF DENVER SQUARE
DENVER, COLORADO. CONFIGURATION 1
WIND DIRECTION 270

PRESSURE TAP NUMBER	MEAN PRESSURE COEFFICIENT	RMS PRESSURE COEFFICIENT	MAXIMUM PRESSURE COEFFICIENT	MINIMUM PRESSURE COEFFICIENT	PRESSURE TAP NUMBER	MEAN PRESSURE COEFFICIENT	RMS PRESSURE COEFFICIENT	MAXIMUM PRESSURE COEFFICIENT	MINIMUM PRESSURE COEFFICIENT
239	.222	.135	.750	-.311	334	-.225	.037	-.084	-.350
240	.117	.095	.494	-.114	335	-.136	.049	.040	-.264
241	-.051	.050	.167	-.232	336	-.049	.063	.193	-.205
242	-.241	.040	-.071	-.396	337	.063	.085	.384	-.139
243	-.281	.039	-.112	-.430	338	.149	.103	.523	-.096
244	-.384	.037	-.249	-.539	339	.230	.123	.651	-.077
245	.187	.126	.706	-.308	340	.281	.184	.809	-.480
246	-.360	.050	-.182	-.573	341	-.371	.033	-.218	-.494
247	.170	.106	.713	-.134	342	.219	.180	.846	-.576
248	.074	.079	.432	-.125	343	-.233	.047	-.025	-.419
249	-.121	.046	.103	-.335	344	-.113	.061	.146	-.316
250	-.254	.069	-.035	-.533	345	.052	.095	.455	-.183
251	-.259	.059	-.052	-.512	346	.190	.133	.710	-.223
252	-.321	.053	-.105	-.506	347	-.395	.034	-.300	-.531
253	.131	.103	.688	-.112	348	-.283	.036	-.124	-.410
254	-.122	.049	.081	-.350	349	-.222	.042	-.035	-.332
255	-.219	.049	-.007	-.419	350	-.152	.052	.078	-.288
256	.157	.102	.548	-.102	351	-.058	.068	.266	-.213
257	-.076	.055	.204	-.275	352	.015	.082	.354	-.171
258	-.206	.052	.047	-.418	353	.070	.097	.527	-.151
301	-.117	.051	.064	-.298	354	.097	.157	.632	-.564
302	.033	.087	.332	-.203	355	-.398	.033	-.286	-.534
303	.067	.097	.370	-.180	356	-.026	.140	.503	-.515
304	.117	.105	.459	-.176	357	-.394	.030	-.310	-.515
305	.142	.118	.523	-.204	358	-.303	.028	-.164	-.422
306	.160	.128	.544	-.174	359	-.234	.032	-.087	-.344
307	.191	.143	.624	-.203	360	-.178	.037	.025	-.288
308	.301	.187	.853	-.627	361	-.117	.051	.183	-.245
309	.104	.092	.422	-.189	362	-.084	.058	.242	-.211
310	.211	.115	.607	-.145	363	-.060	.065	.314	-.226
311	.245	.130	.689	-.084	364	-.138	.156	.441	-.737
312	.394	.179	.941	-.244	365	-.259	.030	-.105	-.351
313	-.139	.041	.013	-.306	366	-.148	.041	.074	-.258
314	-.006	.067	.245	-.201	367	-.056	.047	.196	-.164
315	.065	.081	.366	-.145	368	-.082	.095	.257	-.399
316	.154	.094	.496	-.106	369	-.267	.034	-.099	-.369
317	.236	.101	.605	-.020	370	-.117	.048	.100	-.248
318	.281	.111	.730	-.009	371	-.019	.057	.279	-.168
319	.319	.123	.802	-.091	372	-.091	.087	.266	-.375
320	.362	.166	.914	-.474	401	-.269	.065	-.092	-.821
321	-.159	.039	.048	-.303	402	-.232	.056	-.062	-.618
322	.335	.176	.853	-.428	403	-.241	.055	-.042	-.603
323	-.196	.036	-.071	-.318	404	-.254	.053	-.048	-.539
324	-.070	.051	.172	-.218	405	-.255	.048	-.117	-.551
325	.004	.063	.340	-.164	406	-.228	.047	-.088	-.432
326	.065	.075	.439	-.118	407	-.246	.049	-.113	-.542
327	.141	.091	.539	-.085	408	-.251	.046	-.114	-.515
328	.226	.105	.658	-.033	409	-.252	.042	-.097	-.462
329	.272	.114	.808	-.126	410	-.226	.041	-.070	-.422
330	.278	.169	.811	-.673	411	-.257	.047	-.119	-.550
331	-.227	.035	-.091	-.343	412	-.252	.041	-.132	-.478
332	.257	.162	.845	-.540	413	-.258	.038	-.144	-.401
333	-.351	.033	-.232	-.463	414	-.235	.037	-.104	-.395

WIND ENGINEERING STUDY OF DENVER SQUARE
DENVER, COLORADO. CONFIGURATION 1
WIND DIRECTION 270

PRESSURE TAP NUMBER	MEAN PRESSURE COEFFICIENT	RMS PRESSURE COEFFICIENT	MAXIMUM PRESSURE COEFFICIENT	MINIMUM PRESSURE COEFFICIENT	PRESSURE TAP NUMBER	MEAN PRESSURE COEFFICIENT	RMS PRESSURE COEFFICIENT	MAXIMUM PRESSURE COEFFICIENT	MINIMUM PRESSURE COEFFICIENT
415	-.238	.038	-.111	-.389	451	-.355	.035	-.252	-.491
416	-.240	.038	-.116	-.383	452	-.351	.035	-.240	-.482
417	-.277	.045	-.120	-.462	453	-.373	.040	-.262	-.550
418	-.235	.038	-.122	-.379	454	-.370	.037	-.258	-.507
419	-.281	.049	-.111	-.496	455	-.361	.036	-.253	-.484
420	-.268	.041	-.111	-.416	456	-.366	.041	-.252	-.543
421	-.272	.038	-.157	-.403	457	-.364	.038	-.236	-.581
422	-.250	.037	-.126	-.374	458	-.360	.038	-.197	-.512
423	-.253	.038	-.111	-.385	501	-.412	.072	-.131	-.728
424	-.254	.038	-.111	-.385	502	-.188	.059	.015	-.432
425	-.315	.047	-.128	-.539	503	-.036	.086	.230	-.404
426	-.255	.039	-.116	-.422	504	-.270	.116	.061	-.700
427	-.332	.043	-.137	-.569	505	-.307	.106	-.028	-.980
428	-.314	.039	-.168	-.431	506	-.549	.161	-.111	-1.080
429	-.315	.041	-.157	-.475	507	-.319	.217	.183	-1.228
430	-.292	.038	-.111	-.443	508	-.573	.172	.051	-1.352
431	-.280	.036	-.152	-.425					
432	-.290	.037	-.166	-.432					
433	-.377	.038	-.223	-.532					
434	-.325	.037	-.191	-.468					
435	-.362	.034	-.243	-.476					
436	-.347	.035	-.217	-.505					
437	-.353	.036	-.229	-.511					
438	-.346	.035	-.229	-.482					
439	-.376	.035	-.259	-.520					
440	-.370	.034	-.263	-.517					
441	-.365	.032	-.259	-.520					
442	-.350	.034	-.213	-.478					
443	-.342	.033	-.226	-.472					
444	-.337	.032	-.214	-.445					
445	-.375	.040	-.258	-.541					
446	-.358	.038	-.232	-.482					
447	-.368	.040	-.258	-.524					
448	-.369	.039	-.250	-.512					
449	-.373	.039	-.272	-.557					
450	-.362	.034	-.262	-.498					

WIND ENGINEERING STUDY OF DENVER SQUARE
DENVER, COLORADO. CONFIGURATION 1
WIND DIRECTION 285

PRESSURE TAP NUMBER	MEAN PRESSURE COEFFICIENT	RMS PRESSURE COEFFICIENT	MAXIMUM PRESSURE COEFFICIENT	MINIMUM PRESSURE COEFFICIENT	PRESSURE TAP NUMBER	MEAN PRESSURE COEFFICIENT	RMS PRESSURE COEFFICIENT	MAXIMUM PRESSURE COEFFICIENT	MINIMUM PRESSURE COEFFICIENT
101	-.241	.037	-.109	-.387	156	-.388	.038	-.252	-.576
102	-.222	.036	-.094	-.367	157	-.391	.055	-.243	-.610
103	-.232	.036	-.091	-.372	158	-.393	.056	-.240	-.611
104	-.244	.034	-.118	-.382	159	-.393	.055	-.256	-.629
105	-.255	.039	-.148	-.470	160	-.393	.055	-.239	-.658
106	-.237	.053	-.099	-.712	161	-.397	.051	-.236	-.592
107	-.244	.060	-.078	-.759	162	-.390	.046	-.236	-.595
108	-.268	.069	-.094	-.823	163	-.382	.041	-.215	-.549
109	-.244	.037	-.140	-.399	164	-.378	.038	-.264	-.537
110	-.227	.035	-.133	-.361	165	-.373	.058	-.224	-.602
111	-.242	.036	-.136	-.400	166	-.375	.057	-.210	-.638
112	-.259	.049	-.122	-.520	167	-.358	.050	-.164	-.628
113	-.239	.035	-.094	-.354	168	-.346	.046	-.154	-.540
114	-.220	.033	-.088	-.329	169	-.368	.066	-.171	-.775
115	-.232	.033	-.119	-.349	170	-.368	.064	-.189	-.672
116	-.248	.033	-.114	-.375	171	-.341	.059	-.134	-.574
117	-.267	.033	-.164	-.411	172	-.329	.052	-.110	-.535
118	-.244	.034	-.128	-.387	201	-.325	.237	.355	-1.186
119	-.253	.039	-.133	-.460	202	-.049	.073	.192	-.686
120	-.273	.052	-.140	-.644	203	-.095	.054	.109	-.292
121	-.239	.033	-.133	-.363	204	-.150	.043	.027	-.361
122	-.247	.045	-.102	-.469	205	-.196	.040	-.037	-.328
123	-.233	.036	-.078	-.352	206	-.293	.033	-.163	-.452
124	-.248	.035	-.122	-.357	207	-.104	.193	.514	-.720
125	-.267	.038	-.137	-.396	208	-.027	.057	.208	-.255
126	-.252	.036	-.133	-.372	209	.040	.063	.252	-.232
127	-.265	.036	-.131	-.379	210	-.081	.044	.063	-.267
128	-.273	.036	-.166	-.415	211	-.075	.235	.524	-1.006
129	-.283	.041	-.154	-.478	212	.140	.100	.439	-.630
130	-.270	.056	-.069	-.600	213	.073	.071	.331	-.232
131	-.256	.043	-.111	-.409	214	-.067	.048	.130	-.273
132	-.305	.062	-.076	-.630	215	-.158	.037	-.016	-.316
133	-.364	.040	-.228	-.502	216	-.307	.031	-.213	-.419
134	-.368	.038	-.240	-.502	217	.032	.228	.615	-.789
135	-.373	.037	-.249	-.565	218	-.306	.032	-.192	-.422
136	-.379	.036	-.256	-.510	219	.134	.185	.632	-.657
137	-.395	.038	-.233	-.523	220	.161	.088	.490	-.192
138	-.400	.040	-.253	-.529	221	.078	.074	.343	-.199
139	-.402	.046	-.245	-.622	222	-.093	.045	.112	-.265
140	-.416	.063	-.224	-.702	223	-.182	.036	-.027	-.305
141	-.384	.039	-.221	-.547	224	-.328	.035	-.208	-.446
142	-.428	.052	-.225	-.668	225	.173	.173	.759	-.729
143	-.402	.042	-.201	-.777	226	-.347	.036	-.210	-.482
144	-.401	.038	-.294	-.558	227	.189	.146	.635	-.648
145	-.420	.038	-.261	-.599	228	.139	.084	.437	-.124
146	-.414	.046	-.058	-.587	229	.021	.064	.252	-.219
147	-.403	.045	-.240	-.568	230	-.174	.033	-.042	-.294
148	-.400	.044	-.240	-.573	231	-.260	.028	-.151	-.352
149	-.413	.045	-.280	-.577	232	-.390	.034	-.271	-.499
150	-.418	.043	-.286	-.613	233	.208	.140	.673	-.455
151	-.419	.041	-.298	-.592	234	-.358	.039	-.228	-.524
152	-.411	.041	-.113	-.571	235	.175	.122	.642	-.177
153	-.415	.039	-.233	-.592	236	-.123	.042	.070	-.249
154	-.417	.046	-.243	-.655	237	-.115	.043	.059	-.263
155	-.401	.049	-.270	-.584	238	-.207	.048	-.009	-.387

WIND ENGINEERING STUDY OF DENVER SQUARE
DENVER, COLORADO. CONFIGURATION 1
WIND DIRECTION 285

PRESSURE TAP NUMBER	MEAN PRESSURE COEFFICIENT	RMS PRESSURE COEFFICIENT	MAXIMUM PRESSURE COEFFICIENT	MINIMUM PRESSURE COEFFICIENT	PRESSURE TAP NUMBER	MEAN PRESSURE COEFFICIENT	RMS PRESSURE COEFFICIENT	MAXIMUM PRESSURE COEFFICIENT	MINIMUM PRESSURE COEFFICIENT
239	.159	.122	.650	-.447	334	-.193	.035	-.018	-.328
240	.062	.076	.438	-.156	335	-.101	.045	-.099	-.267
241	-.091	.048	.162	-.243	336	-.005	.058	.197	-.214
242	-.269	.042	-.125	-.436	337	.136	.076	.392	-.068
243	-.300	.041	-.159	-.466	338	.244	.098	.584	-.010
244	-.378	.040	-.251	-.547	339	.353	.119	.743	.030
245	.106	.110	.607	-.510	340	.449	.137	.985	.034
246	-.360	.056	-.141	-.595	341	-.335	.035	-.220	-.470
247	.089	.088	.497	-.236	342	.384	.150	.869	-.123
248	.012	.065	.341	-.220	343	-.205	.053	.018	-.396
249	-.127	.040	.045	-.270	344	-.088	.066	.209	-.303
250	-.260	.052	-.065	-.564	345	.091	.098	.409	-.254
251	-.273	.047	-.080	-.507	346	.268	.137	.749	-.141
252	-.331	.047	-.182	-.495	347	-.357	.030	-.224	-.458
253	.071	.079	.435	-.180	348	-.265	.032	-.131	-.383
254	-.111	.046	.067	-.291	349	-.212	.039	-.016	-.355
255	-.220	.040	-.065	-.405	350	-.152	.048	.098	-.319
256	.113	.095	.515	-.139	351	-.053	.065	.276	-.236
257	-.038	.062	.263	-.239	352	.035	.086	.412	-.181
258	-.190	.042	.001	-.405	353	.129	.106	.537	-.151
301	-.176	.070	.061	-.476	354	.213	.136	.725	-.301
302	.098	.108	.413	-.322	355	-.366	.033	-.258	-.491
303	.167	.118	.571	-.282	356	.072	.129	.562	-.331
304	.204	.120	.588	-.223	357	-.361	.029	-.246	-.476
305	.230	.123	.630	-.238	358	-.289	.026	-.169	-.393
306	.288	.126	.714	-.169	359	-.234	.029	-.095	-.346
307	.370	.136	.792	-.085	360	-.187	.035	-.022	-.289
308	.456	.142	.821	-.130	361	-.125	.045	.085	-.249
309	.152	.114	.560	-.317	362	-.088	.054	.162	-.217
310	.333	.137	.735	-.187	363	-.053	.065	.264	-.197
311	.435	.146	.892	-.112	364	-.038	.119	.405	-.487
312	.581	.152	1.057	-.024	365	-.225	.031	-.111	-.328
313	-.237	.056	.009	-.478	366	-.127	.043	.033	-.277
314	-.012	.086	.316	-.289	367	-.047	.061	.242	-.200
315	.106	.099	.458	-.187	368	-.031	.096	.408	-.396
316	.196	.111	.568	-.117	369	-.226	.037	-.086	-.332
317	.321	.133	.698	-.069	370	-.090	.052	.151	-.230
318	.419	.145	.858	.019	371	.002	.073	.298	-.175
319	.501	.156	.972	.033	372	-.047	.107	.466	-.340
320	.512	.153	1.012	-.052	401	-.286	.090	-.051	-.811
321	-.283	.054	-.058	-.524	402	-.249	.077	-.033	-.786
322	.513	.158	.972	-.124	403	-.257	.080	-.009	-.760
323	-.302	.044	-.154	-.472	404	-.275	.075	-.040	-.662
324	-.162	.048	.019	-.346	405	-.281	.064	-.082	-.654
325	-.073	.054	.132	-.291	406	-.254	.060	-.073	-.539
326	.034	.067	.283	-.186	407	-.272	.072	-.048	-.683
327	.175	.093	.529	-.096	408	-.267	.057	-.090	-.515
328	.284	.117	.744	-.060	409	-.268	.053	-.119	-.545
329	.379	.139	.830	-.060	410	-.238	.051	-.090	-.521
330	.451	.155	.952	-.091	411	-.284	.074	-.106	-.774
331	-.346	.043	-.172	-.630	412	-.278	.057	-.127	-.653
332	.426	.147	.930	-.073	413	-.278	.051	-.106	-.590
333	-.318	.034	-.209	-.463	414	-.244	.051	-.058	-.520

WIND ENGINEERING STUDY OF DENVER SQUARE
DENVER, COLORADO. CONFIGURATION 1
WIND DIRECTION 285

PRESSURE TAP NUMBER	MEAN PRESSURE COEFFICIENT	RMS PRESSURE COEFFICIENT	MAXIMUM PRESSURE COEFFICIENT	MINIMUM PRESSURE COEFFICIENT	PRESSURE TAP NUMBER	MEAN PRESSURE COEFFICIENT	RMS PRESSURE COEFFICIENT	MAXIMUM PRESSURE COEFFICIENT	MINIMUM PRESSURE COEFFICIENT
415	-.247	.053	-.039	-.490	451	-.389	.035	-.279	-.495
416	-.251	.051	-.066	-.470	452	-.383	.035	-.265	-.494
417	-.307	.082	-.128	-.872	453	-.394	.040	-.283	-.571
418	-.244	.055	-.067	-.517	454	-.392	.036	-.285	-.520
419	-.286	.079	-.115	-.778	455	-.386	.036	-.288	-.529
420	-.282	.056	-.125	-.578	456	-.384	.040	-.271	-.577
421	-.287	.056	-.139	-.650	457	-.390	.038	-.271	-.573
422	-.255	.054	-.103	-.539	458	-.386	.039	-.245	-.558
423	-.256	.054	-.096	-.560	501	-.320	.094	.043	-.775
424	-.261	.053	-.105	-.539	502	-.134	.055	.025	-.373
425	-.294	.059	-.069	-.745	503	-.216	.084	.111	-.509
426	-.249	.054	-.079	-.653	504	-.345	.102	.006	-.748
427	-.292	.050	-.066	-.626	505	-.657	.142	-.195	-1.506
428	-.289	.046	-.133	-.496	506	-.662	.091	-.274	-1.167
429	-.293	.047	-.127	-.574	507	-.866	.136	-.398	-1.421
430	-.269	.047	-.084	-.603	508	-.639	.139	-.202	-1.059
431	-.257	.045	-.073	-.657					
432	-.270	.047	-.100	-.798					
433	-.395	.041	-.212	-.617					
434	-.352	.035	-.248	-.480					
435	-.389	.035	-.274	-.546					
436	-.370	.034	-.245	-.505					
437	-.375	.035	-.243	-.505					
438	-.369	.034	-.255	-.494					
439	-.405	.036	-.297	-.547					
440	-.391	.034	-.268	-.544					
441	-.386	.032	-.273	-.559					
442	-.372	.032	-.277	-.494					
443	-.365	.032	-.271	-.497					
444	-.358	.032	-.231	-.488					
445	-.399	.037	-.291	-.570					
446	-.385	.034	-.283	-.511					
447	-.393	.039	-.276	-.553					
448	-.388	.037	-.291	-.534					
449	-.398	.036	-.283	-.523					
450	-.394	.034	-.291	-.498					

WIND ENGINEERING STUDY OF DENVER SQUARE
DENVER, COLORADO. CONFIGURATION 1
WIND DIRECTION 300

PRESSURE TAP NUMBER	MEAN PRESSURE COEFFICIENT	RMS PRESSURE COEFFICIENT	MAXIMUM PRESSURE COEFFICIENT	MINIMUM PRESSURE COEFFICIENT	PRESSURE TAP NUMBER	MEAN PRESSURE COEFFICIENT	RMS PRESSURE COEFFICIENT	MAXIMUM PRESSURE COEFFICIENT	MINIMUM PRESSURE COEFFICIENT
101	-.275	.046	-.124	-.480	156	-.275	.058	-.059	-.498
102	-.275	.046	-.133	-.446	157	-.368	.056	-.101	-.546
103	-.283	.044	-.132	-.461	158	-.378	.055	-.117	-.573
104	-.281	.042	-.132	-.458	159	-.395	.056	-.141	-.687
105	-.282	.045	-.115	-.457	160	-.406	.067	-.120	-.770
106	-.286	.050	-.111	-.482	161	-.355	.080	.119	-.596
107	-.303	.060	-.084	-.594	162	-.291	.076	.023	-.567
108	-.323	.081	-.080	-.749	163	-.266	.061	-.039	-.526
109	-.283	.046	-.158	-.476	164	-.292	.054	-.111	-.564
110	-.285	.042	-.161	-.471	165	-.370	.052	-.206	-.581
111	-.303	.044	-.149	-.483	166	-.389	.057	-.232	-.699
112	-.315	.057	-.109	-.581	167	-.329	.071	.042	-.553
113	-.281	.042	-.149	-.440	168	-.272	.066	.035	-.546
114	-.283	.041	-.151	-.432	169	-.366	.055	-.126	-.626
115	-.296	.040	-.167	-.445	170	-.384	.060	-.122	-.779
116	-.297	.038	-.170	-.440	171	-.313	.068	.110	-.511
117	-.300	.036	-.180	-.451	172	-.264	.062	.039	-.484
118	-.303	.038	-.189	-.451	201	-.792	.143	-.313	-1.486
119	-.320	.046	-.158	-.563	202	-.676	.202	-.071	-1.305
120	-.341	.071	-.127	-.723	203	-.409	.187	-.095	-1.205
121	-.274	.041	-.117	-.443	204	-.238	.056	-.043	-.634
122	-.334	.076	-.148	-.764	205	-.264	.038	-.106	-.523
123	-.271	.042	-.129	-.427	206	-.335	.037	-.180	-.486
124	-.275	.041	-.140	-.414	207	-.688	.147	-.049	-1.223
125	-.284	.039	-.171	-.430	208	-.257	.172	.130	-.912
126	-.290	.036	-.180	-.439	209	-.154	.109	.163	-.634
127	-.296	.034	-.164	-.430	210	-.183	.054	.038	-.424
128	-.290	.036	-.152	-.401	211	-.771	.207	.132	-1.721
129	-.290	.042	-.154	-.476	212	-.625	.300	.143	-1.660
130	-.316	.072	-.124	-.740	213	-.295	.217	.084	-1.234
131	-.269	.042	-.118	-.405	214	-.214	.050	-.021	-.670
132	-.307	.073	-.106	-.735	215	-.267	.038	-.103	-.454
133	-.335	.044	-.165	-.496	216	-.358	.038	-.232	-.482
134	-.345	.042	-.176	-.492	217	-.767	.275	.090	-1.947
135	-.365	.044	-.183	-.537	218	-.362	.038	-.220	-.531
136	-.375	.048	-.176	-.565	219	-.573	.278	.195	-1.928
137	-.353	.049	-.113	-.513	220	-.189	.151	.155	-1.113
138	-.323	.047	-.146	-.492	221	-.157	.067	.126	-.577
139	-.314	.045	-.122	-.484	222	-.232	.037	-.064	-.381
140	-.331	.066	-.140	-.663	223	-.282	.034	-.171	-.399
141	-.345	.047	-.197	-.504	224	-.361	.041	-.211	-.494
142	-.316	.064	-.098	-.648	225	-.374	.258	.350	-1.394
143	-.363	.046	-.223	-.543	226	-.372	.040	-.228	-.574
144	-.389	.051	-.245	-.647	227	-.177	.180	.441	-.902
145	-.277	.077	.075	-.550	228	-.085	.072	.281	-.352
146	-.230	.061	.012	-.507	229	-.143	.056	.089	-.315
147	-.353	.051	-.117	-.541	230	-.250	.037	-.115	-.384
148	-.360	.049	-.161	-.558	231	-.302	.037	-.140	-.429
149	-.401	.056	-.244	-.720	232	-.389	.041	-.248	-.537
150	-.405	.023	-.338	-.486	233	-.045	.140	.416	-.587
151	-.335	.074	.059	-.552	234	-.339	.046	-.163	-.503
152	-.228	.011	-.203	-.269	235	-.021	.103	.408	-.392
153	-.210	.071	.047	-.438	236	-.190	.039	-.015	-.324
154	-.273	.060	-.026	-.564	237	-.179	.043	.031	-.339
155	-.365	.050	-.189	-.558	238	-.240	.044	-.050	-.398

WIND ENGINEERING STUDY OF DENVER SQUARE
DENVER, COLORADO. CONFIGURATION 1
WIND DIRECTION 300

PRESSURE TAP NUMBER	MEAN PRESSURE COEFFICIENT	RMS PRESSURE COEFFICIENT	MAXIMUM PRESSURE COEFFICIENT	MINIMUM PRESSURE COEFFICIENT	PRESSURE TAP NUMBER	MEAN PRESSURE COEFFICIENT	RMS PRESSURE COEFFICIENT	MAXIMUM PRESSURE COEFFICIENT	MINIMUM PRESSURE COEFFICIENT
239	-.054	.107	.348	-.503	334	-.235	.057	-.013	-.484
240	-.087	.059	.223	-.257	335	-.164	.055	.074	-.392
241	-.175	.043	.018	-.309	336	-.080	.059	.152	-.385
242	-.282	.037	-.145	-.441	337	.033	.067	.274	-.246
243	-.306	.036	-.182	-.460	338	.114	.077	.494	-.189
244	-.361	.040	-.210	-.575	339	.185	.093	.670	-.118
245	-.072	.103	.355	-.531	340	.209	.116	.714	-.141
246	-.348	.043	-.178	-.544	341	-.338	.087	-.108	-.880
247	-.084	.083	.278	-.413	342	.154	.108	.614	-.120
248	-.111	.053	.126	-.257	343	-.246	.068	-.041	-.565
249	-.178	.036	-.010	-.324	344	-.152	.063	.075	-.430
250	-.253	.037	-.120	-.420	345	-.020	.077	.370	-.314
251	-.270	.034	-.163	-.441	346	.096	.104	.553	-.200
252	-.318	.037	-.195	-.499	347	-.331	.067	-.129	-.660
253	-.081	.061	.260	-.296	348	-.267	.049	-.107	-.496
254	-.163	.037	-.009	-.275	349	-.227	.046	-.078	-.404
255	-.237	.031	-.096	-.346	350	-.185	.047	-.043	-.340
256	-.040	.084	.395	-.303	351	-.112	.050	.102	-.291
257	-.126	.052	.225	-.277	352	-.048	.058	.200	-.260
258	-.226	.036	-.071	-.331	353	.016	.076	.370	-.281
301	-.014	.087	.327	-.501	354	.064	.100	.604	-.351
302	.311	.127	.701	-.353	355	-.311	.057	-.108	-.607
303	.365	.134	.763	-.263	356	-.002	.082	.343	-.376
304	.380	.141	.791	-.198	357	-.295	.047	-.167	-.518
305	.406	.134	.912	-.064	358	-.276	.040	-.142	-.442
306	.424	.138	.863	-.056	359	-.250	.042	-.109	-.401
307	.439	.142	.893	-.095	360	-.215	.044	-.033	-.373
308	.315	.137	.741	-.316	361	-.162	.046	.081	-.328
309	.353	.121	.736	-.132	362	-.128	.049	.198	-.312
310	.536	.146	.999	.043	363	-.100	.055	.220	-.318
311	.575	.159	1.002	.003	364	-.076	.074	.203	-.459
312	.511	.158	.985	-.095	365	-.238	.041	-.080	-.411
313	-.113	.077	.152	-.439	366	-.203	.043	.019	-.346
314	.204	.106	.611	-.223	367	-.138	.046	.068	-.305
315	.329	.119	.772	-.127	368	-.103	.056	.180	-.322
316	.409	.132	.933	-.035	369	-.233	.039	-.084	-.399
317	.449	.150	.954	-.019	370	-.174	.041	-.009	-.321
318	.474	.157	.998	-.007	371	-.107	.048	.101	-.257
319	.452	.161	.927	-.034	372	-.107	.068	.145	-.377
320	.210	.163	.689	-.333	401	-.365	.148	-.062	-1.318
321	-.216	.080	.034	-.596	402	-.350	.127	-.024	-1.040
322	.186	.166	.733	-.359	403	-.375	.144	-.027	-1.252
323	-.306	.074	-.072	-.736	404	-.392	.139	-.052	-1.311
324	-.141	.074	.118	-.457	405	-.390	.109	-.064	-1.101
325	-.048	.074	.210	-.331	406	-.384	.096	-.098	-.915
326	.050	.078	.306	-.223	407	-.362	.114	-.043	-1.086
327	.162	.090	.503	-.121	408	-.361	.105	.078	-1.113
328	.231	.104	.707	-.093	409	-.351	.101	-.035	-1.110
329	.277	.120	.714	-.053	410	-.346	.091	-.112	-.891
330	.167	.141	.807	-.328	411	-.390	.134	-.112	-1.346
331	-.372	.084	-.105	-.927	412	-.365	.103	-.095	-.950
332	.176	.132	.776	-.238	413	-.367	.113	.015	-1.092
333	-.334	.048	-.010	-.825	414	-.366	.117	-.031	-1.057

WIND ENGINEERING STUDY OF DENVER SQUARE
DENVER, COLORADO, CONFIGURATION 1
WIND DIRECTION 300

PRESSURE TAP NUMBER	MEAN PRESSURE COEFFICIENT	RMS PRESSURE COEFFICIENT	MAXIMUM PRESSURE COEFFICIENT	MINIMUM PRESSURE COEFFICIENT	PRESSURE TAP NUMBER	MEAN PRESSURE COEFFICIENT	RMS PRESSURE COEFFICIENT	MAXIMUM PRESSURE COEFFICIENT	MINIMUM PRESSURE COEFFICIENT
415	-.371	.116	-.016	-1.092	451	-.309	.056	-.147	-.599
416	-.360	.106	-.047	-1.287	452	-.294	.057	-.131	-.647
417	-.400	.150	-.049	-1.397	453	-.350	.086	-.150	-.877
418	-.352	.119	-.028	-1.437	454	-.309	.059	-.128	-.603
419	-.411	.172	.003	-1.434	455	-.285	.054	-.125	-.597
420	-.379	.123	.089	-.992	456	-.333	.085	-.119	-.907
421	-.364	.124	.049	-1.240	457	-.306	.063	-.077	-.769
422	-.361	.138	-.056	-1.531	458	-.289	.061	-.152	-.769
423	-.365	.140	-.033	-1.710	501	-.196	.139	.126	-.841
424	-.353	.125	-.056	-1.404	502	-.251	.090	.062	-.569
425	-.399	.163	-.059	-1.574	503	-.293	.114	.090	-.776
426	-.349	.140	-.027	-1.439	504	-.426	.143	.149	-.946
427	-.381	.148	-.092	-1.410	505	-.707	.121	-.389	-1.283
428	-.362	.116	-.049	-.944	506	-.709	.081	-.387	-1.044
429	-.338	.106	-.028	-.955	507	-.854	.136	-.438	-1.505
430	-.340	.132	-.030	-1.116	508	-.503	.122	-.200	-.902
431	-.331	.134	-.010	-1.391					
432	-.334	.145	-.059	-1.453					
433	-.413	.123	.059	-1.214					
434	-.372	.124	-.069	-1.211					
435	-.395	.104	-.045	-.907					
436	-.368	.072	-.161	-.767					
437	-.357	.071	-.134	-.699					
438	-.346	.092	-.057	-.967					
439	-.387	.107	.033	-1.077					
440	-.370	.092	-.117	-1.036					
441	-.369	.075	-.171	-.762					
442	-.342	.062	-.165	-.623					
443	-.335	.071	-.153	-.817					
444	-.328	.084	-.071	-1.295					
445	-.378	.113	-.162	-1.220					
446	-.319	.074	-.105	-.964					
447	-.376	.122	-.183	-1.173					
448	-.358	.095	-.176	-1.041					
449	-.356	.077	-.176	-.911					
450	-.316	.055	-.165	-.558					

WIND ENGINEERING STUDY OF DENVER SQUARE
DENVER, COLORADO. CONFIGURATION 1
WIND DIRECTION 315

PRESSURE TAP NUMBR	MEAN PRESSURE COEFFICIENT	RMS PRESSURE COEFFICIENT	MAXIMUM PRESSURE COEFFICIENT	MINIMUM PRESSURE COEFFICIENT	PRESSURE TAP NUMBER	MEAN PRESSURE COEFFICIENT	RMS PRESSURE COEFFICIENT	MAXIMUM PRESSURE COEFFICIENT	MINIMUM PRESSURE COEFFICIENT
101	-.276	.066	-.081	-.581	156	-.223	.033	-.106	-.356
102	-.264	.058	-.078	-.497	157	-.274	.048	-.138	-.489
103	-.270	.056	-.096	-.522	158	-.281	.048	-.153	-.488
104	-.274	.055	-.095	-.549	159	-.294	.052	-.159	-.489
105	-.276	.056	-.089	-.493	160	-.295	.061	-.147	-.565
106	-.278	.057	-.093	-.527	161	-.263	.047	-.069	-.437
107	-.290	.064	-.087	-.558	162	-.228	.041	-.082	-.358
108	-.294	.073	-.059	-.617	163	-.224	.033	-.105	-.346
109	-.277	.062	-.056	-.609	164	-.228	.031	-.132	-.338
110	-.267	.052	-.077	-.493	165	-.278	.044	-.141	-.479
111	-.286	.053	-.102	-.590	166	-.294	.047	-.153	-.492
112	-.291	.069	-.087	-1.049	167	-.258	.047	-.072	-.447
113	-.276	.062	-.050	-.669	168	-.224	.038	-.096	-.353
114	-.268	.056	-.092	-.509	169	-.274	.045	-.157	-.525
115	-.276	.053	-.129	-.496	170	-.288	.049	-.165	-.631
116	-.277	.050	-.146	-.469	171	-.250	.041	-.018	-.383
117	-.288	.046	-.158	-.481	172	-.220	.033	-.117	-.338
118	-.293	.056	-.148	-.649	201	-.806	.149	-.325	-1.765
119	-.310	.077	-.086	-.821	202	-.833	.173	-.128	-1.654
120	-.319	.103	-.084	-1.073	203	-.750	.211	-.139	-1.600
121	-.265	.057	-.101	-.607	204	-.362	.150	.031	-1.174
122	-.324	.107	-.087	-1.164	205	-.320	.101	.003	-.858
123	-.246	.051	-.108	-.501	206	-.338	.068	-.121	-.755
124	-.250	.051	-.112	-.472	207	-.806	.149	-.191	-1.606
125	-.251	.044	-.123	-.456	208	-.582	.197	.041	-1.254
126	-.250	.042	-.112	-.472	209	-.392	.182	.208	-1.009
127	-.273	.044	-.139	-.501	210	-.256	.104	.064	-.783
128	-.284	.057	-.080	-.734	211	-.921	.295	.007	-1.991
129	-.295	.079	-.111	-.831	212	-.754	.345	.053	-1.764
130	-.303	.100	-.016	-1.130	213	-.523	.292	.078	-1.861
131	-.234	.046	-.075	-.411	214	-.286	.108	.043	-1.024
132	-.288	.086	-.068	-.945	215	-.289	.072	-.064	-.767
133	-.266	.050	-.108	-.489	216	-.340	.058	-.131	-.609
134	-.274	.049	-.141	-.504	217	-.757	.378	.145	-2.156
135	-.287	.053	-.150	-.509	218	-.335	.056	-.117	-.511
136	-.280	.056	-.142	-.615	219	-.378	.284	.289	-1.919
137	-.259	.041	-.138	-.419	220	-.251	.201	.131	-1.459
138	-.260	.042	-.114	-.444	221	-.217	.117	.102	-.942
139	-.270	.056	-.099	-.712	222	-.245	.058	-.040	-.508
140	-.271	.076	-.027	-.899	223	-.273	.049	-.089	-.470
141	-.268	.044	-.135	-.404	224	-.319	.048	-.160	-.505
142	-.255	.060	-.010	-.869	225	-.246	.240	.445	-2.053
143	-.281	.044	-.147	-.455	226	-.310	.048	-.114	-.489
144	-.292	.051	-.133	-.565	227	-.165	.184	.385	-1.103
145	-.223	.046	-.070	-.380	228	-.149	.124	.257	-.764
146	-.213	.039	-.057	-.392	229	-.188	.088	.106	-.635
147	-.277	.046	-.151	-.471	230	-.251	.052	.068	-.583
148	-.275	.046	-.147	-.464	231	-.277	.047	.086	-.476
149	-.307	.052	-.162	-.536	232	-.314	.045	-.168	-.498
150	-.309	.056	-.159	-.616	233	-.079	.180	.508	-1.108
151	-.252	.050	-.076	-.440	234	-.276	.047	-.136	-.435
152	-.196	.041	-.037	-.332	235	-.036	.138	.506	-.598
153	-.202	.037	-.052	-.362	236	-.183	.061	.118	-.444
154	-.232	.038	-.057	-.447	237	-.179	.053	.039	-.444
155	-.282	.048	-.156	-.470	238	-.222	.045	0.000	-.383

WIND ENGINEERING STUDY OF DENVER SQUARE
DENVER, COLORADO. CONFIGURATION 1
WIND DIRECTION 315

PRESSURE TAP NUMBER	MEAN PRESSURE COEFFICIENT	RMS PRESSURE COEFFICIENT	MAXIMUM PRESSURE COEFFICIENT	MINIMUM PRESSURE COEFFICIENT	PRESSURE TAP NUMBER	MEAN PRESSURE COEFFICIENT	RMS PRESSURE COEFFICIENT	MAXIMUM PRESSURE COEFFICIENT	MINIMUM PRESSURE COEFFICIENT
239	-.041	.148	.482	-.779	334	-.290	.078	-.058	-.576
240	-.082	.097	.269	-.712	335	-.254	.089	.061	-.583
241	-.161	.064	.141	-.459	336	-.204	.105	.150	-.606
242	-.257	.047	-.102	-.467	337	-.140	.120	.230	-.541
243	-.265	.045	-.102	-.446	338	-.114	.130	.272	-.716
244	-.282	.046	-.109	-.473	339	-.100	.139	.372	-.707
245	-.077	.129	.396	-.950	340	-.114	.181	.485	-1.276
246	-.291	.047	-.154	-.511	341	-.329	.088	-.061	-.878
247	-.130	.109	.227	-.775	342	-.122	.191	.425	-1.234
248	-.132	.057	.115	-.479	343	-.255	.097	.025	-.746
249	-.190	.042	-.019	-.356	344	-.168	.114	.187	-.884
250	-.257	.040	-.138	-.547	345	-.112	.119	.348	-.800
251	-.261	.038	-.153	-.507	346	-.062	.144	.507	-.962
252	-.271	.042	-.147	-.444	347	-.287	.072	-.091	-.941
253	-.121	.076	.147	-.703	348	-.231	.072	-.040	-.725
254	-.188	.042	-.040	-.386	349	-.213	.089	.033	-.842
255	-.234	.033	-.139	-.350	350	-.190	.096	.070	-.980
256	-.103	.078	.239	-.666	351	-.161	.099	.175	-.781
257	-.170	.047	.039	-.311	352	-.134	.102	.196	-1.060
258	-.232	.034	-.099	-.348	353	-.096	.114	.292	-.832
301	-.019	.208	.665	-1.006	354	-.074	.159	.468	-1.279
302	.368	.207	1.000	-.468	355	-.273	.059	-.100	-.733
303	.436	.189	.964	-.381	356	-.014	.122	.464	-.556
304	.465	.175	.948	-.422	357	-.255	.048	-.099	-.616
305	.470	.174	.953	-.403	358	-.255	.067	-.021	-1.007
306	.462	.160	.905	-.337	359	-.246	.074	.004	-.728
307	.423	.153	.821	-.318	360	-.219	.080	.030	-.766
308	.160	.126	.603	-.544	361	-.161	.084	.135	-.495
309	.310	.164	.830	-.359	362	-.116	.087	.322	-.513
310	.503	.178	1.003	-.247	363	-.075	.089	.295	-.356
311	.511	.178	.988	-.198	364	-.036	.102	.407	-.479
312	.398	.166	.846	-.366	365	-.219	.059	.063	-.503
313	-.231	.143	.217	-.761	366	-.213	.080	.154	-.495
314	.061	.176	.616	-.640	367	-.150	.092	.229	-.651
315	.132	.186	.787	-.480	368	-.090	.089	.334	-.447
316	.156	.189	.765	-.378	369	-.217	.066	.178	-.574
317	.139	.187	.699	-.462	370	-.204	.079	.236	-.461
318	.138	.183	.719	-.473	371	-.148	.078	.209	-.387
319	.108	.182	.663	-.524	372	-.112	.088	.274	-.616
320	-.130	.193	.589	-.789	401	-.293	.092	-.062	-.988
321	-.317	.142	.136	-.985	402	-.264	.135	.133	-1.068
322	-.186	.208	.558	-.864	403	-.307	.189	.157	-1.231
323	-.364	.116	-.013	-.880	404	-.532	.288	.186	-1.484
324	-.273	.105	.136	-.702	405	-.734	.294	.055	-1.698
325	-.265	.107	.216	-.628	406	-.893	.387	.033	-3.030
326	-.244	.104	.264	-.585	407	-.200	.125	.178	-.833
327	-.215	.112	.260	-.601	408	-.319	.231	.244	-1.388
328	-.186	.127	.284	-.592	409	-.489	.270	.155	-1.567
329	-.182	.142	.281	-.663	410	-.673	.272	.107	-1.685
330	-.207	.179	.443	-.811	411	-.300	.115	.025	-1.115
331	-.386	.103	-.124	-.960	412	-.293	.143	.127	-.932
332	-.211	.174	.421	-1.025	413	-.345	.190	.262	-1.098
333	-.340	.094	-.085	-.802	414	-.585	.237	.101	-1.717

WIND ENGINEERING STUDY OF DENVER SQUARE
DENVER, COLORADO, CONFIGURATION 1
WIND DIRECTION 315

PRESSURE TAP NUMBER	MEAN PRESSURE COEFFICIENT	RMS PRESSURE COEFFICIENT	MAXIMUM PRESSURE COEFFICIENT	MINIMUM PRESSURE COEFFICIENT	PRESSURE TAP NUMBER	MEAN PRESSURE COEFFICIENT	RMS PRESSURE COEFFICIENT	MAXIMUM PRESSURE COEFFICIENT	MINIMUM PRESSURE COEFFICIENT
415	-.600	.231	.022	-1.925	451	-.256	.042	-.135	-.625
416	-.562	.208	-.072	-1.681	452	-.244	.046	-.103	-.503
417	-.305	.116	.001	-.996	453	-.244	.040	-.130	-.405
418	-.496	.224	.021	-1.873	454	-.242	.038	-.106	-.423
419	-.293	.103	.024	-.994	455	-.242	.046	-.064	-.519
420	-.282	.112	.197	-.818	456	-.233	.042	-.118	-.425
421	-.311	.133	.078	-1.084	457	-.237	.040	-.105	-.389
422	-.426	.192	.025	-1.479	458	-.236	.046	-.088	-.567
423	-.464	.227	.019	-1.670	501	-.176	.131	.284	-.685
424	-.457	.217	-.047	-1.966	502	-.262	.121	.123	-.670
425	-.267	.087	.180	-.772	503	-.116	.123	.268	-.716
426	-.416	.200	.013	-1.567	504	-.376	.224	.092	-1.138
427	-.251	.074	.044	-.642	505	-.949	.221	.105	-1.787
428	-.240	.070	.081	-.559	506	-.821	.138	-.434	-1.616
429	-.252	.076	.047	-.657	507	-.860	.169	-.377	-1.735
430	-.320	.142	.050	-1.609	508	-.633	.185	-.087	-1.388
431	-.345	.163	-.036	-1.407					
432	-.378	.177	-.013	-1.425					
433	-.267	.069	-.052	-.690					
434	-.345	.132	-.019	-1.547					
435	-.272	.063	-.100	-.580					
436	-.263	.048	-.084	-.465					
437	-.277	.048	-.108	-.480					
438	-.305	.089	-.103	-.966					
439	-.282	.059	-.109	-.675					
440	-.267	.050	-.123	-.473					
441	-.274	.043	-.124	-.441					
442	-.285	.050	-.070	-.603					
443	-.300	.070	-.127	-.901					
444	-.297	.042	-.124	-.740					
445	-.270	.044	-.132	-.474					
446	-.269	.056	-.117	-.603					
447	-.263	.042	-.147	-.519					
448	-.252	.041	-.130	-.437					
449	-.258	.041	-.120	-.381					
450	-.254	.038	-.132	-.413					

WIND ENGINEERING STUDY OF DENVER SQUARE
DENVER, COLORADO. CONFIGURATION 1
WIND DIRECTION 330

PRESSURE TAP NUMBER	MEAN PRESSURE COEFFICIENT	RMS PRESSURE COEFFICIENT	MAXIMUM PRESSURE COEFFICIENT	MINIMUM PRESSURE COEFFICIENT	PRESSURE TAP NUMBER	MEAN PRESSURE COEFFICIENT	RMS PRESSURE COEFFICIENT	MAXIMUM PRESSURE COEFFICIENT	MINIMUM PRESSURE COEFFICIENT
101	-.201	.071	-.011	-.596	156	-.188	.052	-.034	-.490
102	-.173	.054	-.021	-.421	157	-.144	.038	-.040	-.409
103	-.173	.044	-.033	-.355	158	-.150	.035	-.051	-.305
104	-.173	.044	-.041	-.378	159	-.158	.035	-.031	-.310
105	-.184	.046	-.050	-.340	160	-.151	.035	-.051	-.344
106	-.177	.049	-.036	-.351	161	-.160	.033	-.052	-.425
107	-.184	.054	-.009	-.378	162	-.167	.037	-.046	-.382
108	-.185	.057	.006	-.488	163	-.179	.042	0.000	-.521
109	-.186	.053	-.033	-.459	164	-.187	.052	.036	-.563
110	-.167	.039	-.033	-.316	165	-.142	.039	-.012	-.376
111	-.182	.044	-.041	-.370	166	-.152	.036	-.004	-.322
112	-.184	.052	.018	-.444	167	-.161	.038	.019	-.554
113	-.185	.051	-.017	-.442	168	-.163	.048	-.009	-.621
114	-.172	.045	-.017	-.397	169	-.147	.039	-.007	-.326
115	-.176	.039	-.047	-.370	170	-.155	.039	-.012	-.350
116	-.176	.034	-.063	-.342	171	-.160	.038	-.027	-.359
117	-.193	.041	-.072	-.363	172	-.162	.054	.006	-.680
118	-.190	.049	-.063	-.447	201	-.537	.142	-.169	-1.381
119	-.199	.060	-.053	-.612	202	-.536	.146	-.159	-1.221
120	-.201	.065	-.029	-.581	203	-.510	.150	-.121	-1.182
121	-.182	.049	-.042	-.457	204	-.384	.145	.037	-1.224
122	-.207	.082	-.021	-.817	205	-.343	.128	-.042	-1.043
123	-.169	.047	-.044	-.451	206	-.318	.122	-.055	-1.017
124	-.172	.045	-.057	-.394	207	-.506	.115	-.172	-.989
125	-.174	.041	-.063	-.382	208	-.451	.123	-.037	-1.040
126	-.162	.036	-.062	-.367	209	-.386	.119	-.013	-.839
127	-.176	.039	-.069	-.385	210	-.285	.094	.058	-.724
128	-.187	.051	-.057	-.466	211	-.587	.177	-.027	-1.514
129	-.200	.072	-.042	-.707	212	-.554	.193	.019	-1.410
130	-.204	.091	.003	-1.220	213	-.489	.191	.016	-1.179
131	-.164	.049	0.000	-.504	214	-.312	.122	-.015	-.893
132	-.199	.077	.056	-.791	215	-.275	.093	-.007	-.730
133	-.171	.045	-.057	-.454	216	-.266	.076	-.028	-.966
134	-.174	.041	-.070	-.430	217	-.581	.237	.112	-1.991
135	-.180	.038	-.078	-.377	218	-.247	.061	-.063	-.632
136	-.167	.035	-.076	-.332	219	-.377	.206	.111	-1.441
137	-.172	.034	-.031	-.416	220	-.286	.178	.211	-1.219
138	-.177	.037	-.060	-.479	221	-.218	.121	.183	-.867
139	-.187	.044	-.063	-.591	222	-.193	.066	.093	-.553
140	-.195	.059	-.030	-.804	223	-.206	.054	-.012	-.524
141	-.167	.042	-.054	-.476	224	-.228	.047	-.072	-.593
142	-.205	.053	-.042	-.575	225	-.257	.168	.247	-1.366
143	-.167	.034	-.067	-.389	226	-.224	.046	-.061	-.445
144	-.159	.037	-.039	-.350	227	-.158	.117	.225	-.920
145	-.163	.035	-.054	-.449	228	-.123	.086	.202	-.689
146	-.184	.043	-.039	-.525	229	-.144	.064	.103	-.371
147	-.159	.037	-.048	-.299	230	-.184	.046	.121	-.349
148	-.153	.037	-.048	-.302	231	-.201	.041	-.013	-.379
149	-.167	.039	-.063	-.394	232	-.220	.039	-.085	-.407
150	-.165	.036	-.040	-.365	233	-.050	.112	.414	-.894
151	-.162	.030	-.045	-.320	234	-.181	.039	-.049	-.359
152	-.156	.032	-.051	-.335	235	-.019	.103	.459	-.458
153	-.177	.043	-.040	-.446	236	-.134	.057	.109	-.390
154	-.200	.056	-.009	-.656	237	-.144	.045	.139	-.393
155	-.154	.041	-.021	-.350	238	-.157	.035	.013	-.267

WIND ENGINEERING STUDY OF DENVER SQUARE
 DENVER, COLORADO. CONFIGURATION 1
 WIND DIRECTION 330

PRESSURE TAP NUMBER	MFAN PRESSURE COEFFICIENT	RMS PRESSURE COEFFICIENT	MAXIMUM PRESSURE COEFFICIENT	MINIMUM PRESSURE COEFFICIENT	PRESSURE TAP NUMBER	MEAN PRESSURE COEFFICIENT	RMS PRESSURE COEFFICIENT	MAXIMUM PRESSURE COEFFICIENT	MINIMUM PRESSURE COEFFICIENT
239	-.041	.100	.409	-.504	334	-.268	.057	-.021	-.694
240	-.046	.085	.442	-.365	335	-.259	.059	-.015	-.498
241	-.115	.057	.115	-.362	336	-.244	.067	-.015	-.496
242	-.190	.045	-.050	-.412	337	-.207	.080	.095	-.550
243	-.180	.039	-.049	-.384	338	-.175	.090	.142	-.629
244	-.175	.036	-.058	-.357	339	-.153	.109	.217	-.990
245	-.078	.084	.310	-.473	340	-.184	.145	.310	-1.069
246	-.168	.037	-.040	-.312	341	-.264	.084	.013	-.858
247	-.111	.078	.205	-.518	342	-.225	.157	.337	-1.486
248	-.112	.054	.173	-.340	343	-.233	.072	-.022	-.848
249	-.151	.043	.083	-.313	344	-.201	.069	.041	-.561
250	-.187	.036	-.059	-.355	345	-.171	.094	.161	-.920
251	-.173	.034	-.047	-.337	346	-.197	.109	.177	-.716
252	-.166	.036	-.050	-.334	347	-.242	.076	.055	-.885
253	-.108	.057	.161	-.380	348	-.227	.056	.062	-.632
254	-.143	.035	.031	-.272	349	-.215	.061	-.007	-1.021
255	-.147	.029	-.050	-.256	350	-.211	.067	-.004	-.640
256	-.094	.058	.216	-.319	351	-.198	.080	.032	-1.241
257	-.130	.039	.038	-.245	352	-.190	.075	.084	-.691
258	-.150	.029	-.032	-.256	353	-.193	.081	.109	-.926
301	-.091	.245	.843	-1.116	354	-.261	.154	.143	-1.233
302	.037	.227	.846	-.499	355	-.229	.062	.006	-.872
303	.078	.228	.770	-.410	356	-.177	.131	.259	-.858
304	.150	.239	.932	-.440	357	-.235	.053	-.071	-.666
305	.207	.257	.984	-.424	358	-.257	.063	-.078	-.914
306	.270	.248	.965	-.436	359	-.270	.068	-.052	-.895
307	.272	.225	.876	-.358	360	-.283	.071	-.056	-.727
308	.081	.165	.616	-.521	361	-.265	.070	.006	-.900
309	-.056	.176	.586	-.668	362	-.218	.081	.176	-.520
310	.074	.198	.840	-.383	363	-.163	.097	.229	-.476
311	.248	.236	.951	-.404	364	-.143	.142	.380	-.808
312	.229	.218	.840	-.433	365	-.238	.059	-.028	-.582
313	-.302	.111	.096	-.849	366	-.258	.064	-.025	-.640
314	-.211	.100	.232	-.548	367	-.221	.081	.136	-.561
315	-.162	.112	.436	-.460	368	-.178	.118	.343	-.712
316	-.100	.131	.553	-.455	369	-.230	.056	.043	-.526
317	-.004	.162	.589	-.404	370	-.254	.057	-.007	-.530
318	.034	.169	.628	-.416	371	-.226	.062	.062	-.461
319	.016	.163	.686	-.430	372	-.212	.101	.241	-.586
320	-.164	.131	.298	-.709	401	-.165	.064	.024	-.715
321	-.313	.094	.046	-.911	402	-.111	.094	.223	-.885
322	-.224	.131	.336	-.722	403	-.112	.117	.355	-.983
323	-.317	.080	.042	-.956	404	-.136	.147	.375	-1.220
324	-.301	.070	-.004	-.706	405	-.177	.156	.397	-1.041
325	-.304	.066	-.064	-.560	406	-.362	.356	.521	-2.397
326	-.283	.069	.010	-.568	407	-.098	.094	.301	-.454
327	-.257	.073	.129	-.566	408	-.103	.118	.429	-.692
328	-.235	.075	.087	-.569	409	-.139	.131	.436	-.644
329	-.225	.084	.153	-.577	410	-.294	.267	.641	-1.521
330	-.246	.102	.111	-.719	411	-.173	.065	.083	-.528
331	-.321	.077	.019	-.888	412	-.155	.084	.241	-.549
332	-.229	.108	.112	-.737	413	-.167	.088	.241	-.483
333	-.272	.077	.049	-1.080	414	-.209	.129	.317	-.949

WIND ENGINEERING STUDY OF DENVER SQUARE
 DENVER, COLORADO. CONFIGURATION 1
 WIND DIRECTION 330

PRESSURE TAP NUMBER	MEAN PRESSURE COEFFICIENT	RMS PRESSURE COEFFICIENT	MAXIMUM PRESSURE COEFFICIENT	MINIMUM PRESSURE COEFFICIENT	PRESSURE TAP NUMBER	MEAN PRESSURE COEFFICIENT	RMS PRESSURE COEFFICIENT	MAXIMUM PRESSURE COEFFICIENT	MINIMUM PRESSURE COEFFICIENT
415	-.269	.167	.248	-1.183	451	-.224	.047	.163	-.424
416	-.296	.166	.259	-1.123	452	-.210	.044	.019	-.421
417	-.188	.068	.053	-.564	453	-.188	.076	.154	-.534
418	-.257	.121	.199	-.934	454	-.203	.060	.103	-.463
419	-.185	.069	.135	-.528	455	-.218	.048	0.000	-.461
420	-.171	.074	.283	-.429	456	-.178	.078	.154	-.521
421	-.189	.082	.295	-.552	457	-.197	.064	.085	-.440
422	-.217	.083	.409	-.503	458	-.212	.049	.037	-.401
423	-.246	.091	.275	-.751	501	-.065	.087	.208	-.435
424	-.257	.091	.080	-.897	502	-.073	.074	.156	-.361
425	-.195	.069	.035	-.570	503	-.079	.106	.205	-.573
426	-.231	.089	.182	-1.399	504	-.126	.107	.141	-.891
427	-.196	.073	.051	-.549	505	-.271	.192	.298	-1.293
428	-.185	.070	.144	-.414	506	-.452	.272	.345	-1.553
429	-.195	.067	.208	-.442	507	-.506	.162	-.019	-1.177
430	-.212	.066	.164	-.527	508	-.282	.144	.028	-.837
431	-.214	.068	.160	-.659					
432	-.233	.084	.132	-.823					
433	-.231	.071	.030	-.581					
434	-.244	.078	.189	-.967					
435	-.231	.070	.069	-.466					
436	-.212	.059	.199	-.443					
437	-.219	.061	.314	-.433					
438	-.228	.063	.247	-.754					
439	-.235	.081	.031	-.650					
440	-.210	.074	.283	-.469					
441	-.219	.070	.419	-.536					
442	-.228	.057	.115	-.549					
443	-.229	.052	.100	-.543					
444	-.217	.059	.136	-.642					
445	-.229	.092	.033	-.889					
446	-.215	.058	.479	-.537					
447	-.223	.089	.036	-.789					
448	-.198	.074	.135	-.521					
449	-.216	.065	.127	-.503					
450	-.225	.054	.168	-.476					

WIND ENGINEERING STUDY OF DENVER SQUARE
DENVER, COLORADO. CONFIGURATION 1
WIND DIRECTION 345

PRESSURE TAP NUMBER	MEAN PRESSURE COEFFICIENT	RMS PRESSURE COEFFICIENT	MAXIMUM PRESSURE COEFFICIENT	MINIMUM PRESSURE COEFFICIENT	PRESSURE TAP NUMBER	MEAN PRESSURE COEFFICIENT	RMS PRESSURE COEFFICIENT	MAXIMUM PRESSURE COEFFICIENT	MINIMUM PRESSURE COEFFICIENT
101	-.283	.073	-.085	-.563	156	-.307	.085	-.092	-.701
102	-.234	.046	-.096	-.402	157	-.158	.076	.138	-.530
103	-.230	.038	-.100	-.378	158	-.175	.074	.069	-.541
104	-.222	.033	-.109	-.353	159	-.217	.086	.050	-.665
105	-.221	.035	-.129	-.429	160	-.262	.103	.023	-.727
106	-.210	.035	-.096	-.362	161	-.362	.120	-.052	-1.056
107	-.215	.035	-.094	-.358	162	-.381	.117	-.127	-1.050
108	-.213	.034	-.100	-.343	163	-.370	.101	-.154	-.892
109	-.264	.052	-.100	-.463	164	-.346	.096	-.122	-.790
110	-.227	.035	-.102	-.350	165	-.139	.073	.102	-.503
111	-.225	.033	-.089	-.353	166	-.205	.100	.162	-.651
112	-.223	.034	-.085	-.367	167	-.343	.110	-.009	-.889
113	-.303	.062	-.156	-.582	168	-.356	.108	-.107	-1.319
114	-.264	.043	-.156	-.422	169	-.135	.069	.113	-.689
115	-.259	.037	-.135	-.393	170	-.187	.095	.112	-.695
116	-.249	.034	-.127	-.364	171	-.320	.115	.020	-.892
117	-.240	.033	-.136	-.361	172	-.338	.109	-.089	-.952
118	-.225	.033	-.130	-.346	201	-.391	.088	-.164	-.841
119	-.230	.034	-.124	-.372	202	-.384	.095	-.101	-.840
120	-.230	.034	-.123	-.353	203	-.383	.102	-.098	-.834
121	-.298	.059	-.162	-.672	204	-.363	.102	-.080	-.819
122	-.225	.039	-.097	-.537	205	-.383	.108	-.084	-.912
123	-.289	.056	-.138	-.549	206	-.392	.133	-.116	-1.109
124	-.277	.047	-.155	-.494	207	-.382	.092	-.105	-.871
125	-.273	.039	-.164	-.435	208	-.370	.093	-.047	-.775
126	-.255	.037	-.138	-.394	209	-.379	.093	-.078	-.810
127	-.253	.037	-.147	-.396	210	-.377	.106	-.125	-.916
128	-.247	.038	-.146	-.425	211	-.391	.094	-.141	-1.059
129	-.243	.042	-.126	-.534	212	-.390	.101	-.062	-.963
130	-.228	.045	-.102	-.679	213	-.400	.094	-.054	-.781
131	-.244	.055	.079	-.541	214	-.378	.083	-.120	-.710
132	-.233	.053	-.009	-.594	215	-.374	.081	-.117	-.706
133	-.263	.059	-.095	-.521	216	-.381	.101	-.173	-.965
134	-.269	.054	-.090	-.523	217	-.397	.103	-.144	-1.265
135	-.276	.056	-.078	-.520	218	-.377	.093	-.156	-.907
136	-.254	.057	-.041	-.516	219	-.393	.107	-.048	-1.732
137	-.272	.060	-.052	-.524	220	-.395	.108	.020	-1.232
138	-.269	.057	-.101	-.487	221	-.411	.101	-.020	-.850
139	-.244	.055	-.053	-.630	222	-.379	.080	-.087	-.760
140	-.215	.060	.040	-.697	223	-.363	.072	-.131	-.746
141	-.268	.067	-.095	-.574	224	-.355	.078	-.122	-.737
142	-.230	.067	-.023	-.625	225	-.408	.119	-.138	-1.359
143	-.238	.075	.107	-.625	226	-.339	.071	-.135	-.757
144	-.189	.066	.225	-.503	227	-.421	.130	-.143	-1.082
145	-.306	.085	-.023	-.848	228	-.425	.135	-.155	-1.204
146	-.274	.065	-.066	-.625	229	-.431	.132	-.084	-1.098
147	-.220	.080	.043	-.625	230	-.352	.090	-.111	-.801
148	-.195	.070	.112	-.481	231	-.325	.077	-.108	-.677
149	-.204	.076	.142	-.578	232	-.317	.070	-.081	-.647
150	-.233	.092	.182	-.631	233	-.304	.130	-.036	-1.399
151	-.336	.082	-.012	-.668	234	-.238	.073	-.034	-.624
152	-.320	.069	-.093	-.678	235	-.266	.103	-.010	-1.035
153	-.294	.062	-.105	-.476	236	-.262	.090	.094	-.700
154	-.279	.063	-.050	-.520	237	-.249	.089	.019	-.684
155	-.195	.081	.037	-.610	238	-.213	.076	.037	-.723

WIND ENGINEERING STUDY OF DENVER SQUARE
DENVER, COLORADO. CONFIGURATION 1
WIND DIRECTION 345

PRESSURE TAP NUMBER	MEAN PRESSURE COEFFICIENT	RMS PRESSURE COEFFICIENT	MAXIMUM PRESSURE COEFFICIENT	MINIMUM PRESSURE COEFFICIENT	PRESSURE TAP NUMBER	MEAN PRESSURE COEFFICIENT	RMS PRESSURE COEFFICIENT	MAXIMUM PRESSURE COEFFICIENT	MINIMUM PRESSURE COEFFICIENT
239	-.254	.101	.015	-1.439	334	-.249	.151	.204	-.994
240	-.261	.102	.049	-1.205	335	-.167	.080	.220	-.554
241	-.275	.092	.013	-.807	336	-.139	.060	.177	-.419
242	-.225	.078	-.030	-.664	337	-.132	.061	.139	-.420
243	-.190	.067	.037	-.550	338	-.140	.057	.106	-.384
244	-.187	.070	.001	-.682	339	-.161	.054	.043	-.402
245	-.234	.078	-.028	-.723	340	-.234	.076	-.045	-.636
246	-.159	.065	.033	-.647	341	-.464	.263	.107	-1.655
247	-.242	.089	-.064	-.858	342	-.226	.076	-.019	-.799
248	-.251	.101	-.048	-1.043	343	-.324	.214	.283	-1.293
249	-.260	.102	.022	-.684	344	-.137	.062	.143	-.420
250	-.163	.068	.040	-.577	345	-.116	.053	.101	-.395
251	-.140	.062	.077	-.450	346	-.135	.052	.103	-.347
252	-.147	.071	.069	-.565	347	-.466	.243	.329	-1.482
253	-.258	.114	.004	-.952	348	-.228	.154	.240	-1.071
254	-.202	.102	.066	-.702	349	-.171	.076	.082	-.746
255	-.128	.064	.171	-.545	350	-.155	.053	.091	-.410
256	-.252	.120	.061	-.974	351	-.137	.048	.048	-.304
257	-.191	.088	.180	-.751	352	-.129	.049	.061	-.316
258	-.134	.057	.139	-.527	353	-.144	.048	.080	-.362
301	.460	.239	1.026	-.552	354	-.193	.060	-.012	-.535
302	.340	.184	.843	-.319	355	-.455	.235	.420	-1.612
303	.265	.167	.740	-.281	356	-.175	.058	.161	-.465
304	.209	.165	.695	-.333	357	-.399	.224	.311	-1.596
305	.118	.175	.656	-.405	358	-.219	.138	.243	-1.131
306	.071	.169	.649	-.444	359	-.165	.081	.077	-.594
307	.003	.157	.488	-.468	360	-.138	.054	.039	-.390
308	-.162	.115	.290	-.682	361	-.127	.045	.054	-.298
309	.349	.274	1.025	-.873	362	-.121	.042	.061	-.298
310	.177	.188	.736	-.325	363	-.127	.043	.049	-.291
311	.104	.164	.630	-.331	364	-.172	.057	.013	-.484
312	-.001	.140	.448	-.337	365	-.247	.142	.334	-.876
313	-.043	.294	.838	-1.326	366	-.136	.072	.170	-.423
314	.023	.155	.661	-.564	367	-.098	.043	.133	-.234
315	-.019	.120	.500	-.379	368	-.109	.045	.067	-.332
316	-.053	.106	.387	-.339	369	-.217	.128	.264	-.875
317	-.111	.097	.278	-.424	370	-.129	.072	.174	-.541
318	-.136	.089	.239	-.483	371	-.096	.044	.109	-.255
319	-.183	.083	.161	-.515	372	-.101	.045	.066	-.353
320	-.281	.081	.131	-.736	401	-.154	.032	.083	-.279
321	-.300	.287	.477	-1.788	402	.042	.055	.209	-.294
322	-.306	.080	.047	-.754	403	.103	.070	.335	-.253
323	-.457	.238	.104	-1.458	404	.180	.089	.497	-.253
324	-.242	.148	.126	-1.068	405	.213	.105	.531	-.318
325	-.189	.082	.095	-.582	406	.273	.179	.740	-.541
326	-.178	.064	.074	-.432	407	.108	.074	.400	-.185
327	-.195	.054	.029	-.406	408	.242	.106	.645	-.237
328	-.207	.052	.041	-.414	409	.238	.102	.572	-.141
329	-.253	.053	-.048	-.442	410	.369	.191	.880	-.634
330	-.317	.069	-.081	-.650	411	-.120	.039	.071	-.385
331	-.498	.226	.173	-1.601	412	.062	.070	.331	-.268
332	-.317	.070	-.120	-.644	413	.146	.089	.458	-.202
333	-.414	.233	.185	-1.371	414	.272	.131	.699	-.143

WIND ENGINEERING STUDY OF DENVER SQUARE
DENVER, COLORADO. CONFIGURATION 1
WIND DIRECTION 345

PRESSURE TAP NUMBR	MEAN PRESSURE COEFFICIENT	RMS PRESSURE COEFFICIENT	MAXIMUM PRESSURE COEFFICIENT	MINIMUM PRESSURE COEFFICIENT	PRESSURE TAP NUMBER	MEAN PRESSURE COEFFICIENT	RMS PRESSURE COEFFICIENT	MAXIMUM PRESSURE COEFFICIENT	MINIMUM PRESSURE COEFFICIENT
415	.293	.161	.869	-.159	451	.183	.127	.749	-.168
416	.264	.198	.955	-.361	452	.137	.149	.854	-.243
417	-.124	.042	.047	-.321	453	.034	.063	.384	-.160
418	.188	.192	.998	-.340	454	.135	.087	.532	-.063
419	-.125	.048	.038	-.338	455	.113	.130	.637	-.275
420	.067	.085	.382	-.218	456	.074	.068	.423	-.107
421	.153	.102	.503	-.214	457	.173	.100	.588	-.067
422	.252	.149	.749	-.209	458	.146	.120	.657	-.157
423	.241	.178	.826	-.191	501	-.026	.099	.188	-.963
424	.116	.184	.817	-.382	502	-.115	.075	.147	-.419
425	-.128	.051	.099	-.384	503	-.266	.092	.099	-.529
426	.100	.186	.972	-.409	504	-.240	.188	.189	-.940
427	-.113	.055	.106	-.337	505	-.095	.079	.153	-.549
428	.072	.084	.361	-.215	506	-.544	.205	.110	-1.274
429	.156	.099	.549	-.237	507	-.343	.108	-.012	-.852
430	.249	.146	.693	-.211	508	-.212	.078	-.005	-.588
431	.231	.168	.783	-.293					
432	.094	.178	.787	-.450					
433	-.138	.061	.115	-.348					
434	.127	.188	.869	-.350					
435	.067	.082	.353	-.234					
436	.233	.114	.639	-.087					
437	.256	.135	.843	-.197					
438	.239	.179	.834	-.298					
439	-.170	.062	.128	-.439					
440	.062	.074	.399	-.159					
441	.138	.089	.446	-.139					
442	.241	.129	.747	-.145					
443	.254	.152	.804	-.167					
444	.182	.169	.785	-.341					
445	-.169	.069	.122	-.471					
446	.168	.177	.941	-.425					
447	-.155	.068	.066	-.414					
448	.045	.060	.318	-.147					
449	.104	.075	.481	-.134					
450	.173	.108	.668	-.148					

WIND ENGINEERING STUDY OF DENVER SQUARE
DENVER, COLORADO. CONFIGURATION 2
WIND DIRECTION 0

PRESSURE TAP NUMBER	MEAN PRESSURE COEFFICIENT	RMS PRESSURE COEFFICIENT	MAXIMUM PRESSURE COEFFICIENT	MINIMUM PRESSURE COEFFICIENT	PRESSURE TAP NUMBER	MEAN PRESSURE COEFFICIENT	RMS PRESSURE COEFFICIENT	MAXIMUM PRESSURE COEFFICIENT	MINIMUM PRESSURE COEFFICIENT
101	-.355	.099	-.091	-.940	156	-.430	.196	.009	-1.502
102	-.345	.074	-.092	-.624	157	-.106	.031	.013	-.250
103	-.368	.080	-.091	-.796	158	-.126	.035	-.016	-.319
104	-.440	.103	-.212	-1.118	159	-.138	.037	-.027	-.328
105	-.403	.061	-.215	-.725	160	-.141	.039	-.006	-.337
106	-.379	.053	-.214	-.609	161	-.137	.043	.034	-.330
107	-.364	.053	-.195	-.587	162	-.151	.052	.064	-.431
108	-.347	.055	-.141	-.557	163	-.196	.101	.057	-.867
109	-.389	.071	-.209	-.717	164	-.332	.193	.048	-1.471
110	-.404	.060	-.233	-.726	165	-.092	.035	.072	-.217
111	-.418	.057	-.245	-.655	166	-.107	.039	.091	-.292
112	-.390	.054	-.199	-.587	167	-.115	.048	.087	-.312
113	-.451	.071	-.212	-.747	168	-.161	.080	.127	-.661
114	-.438	.057	-.260	-.667	169	-.100	.032	.021	-.220
115	-.458	.063	-.273	-.863	170	-.101	.041	.075	-.237
116	-.472	.071	-.269	-.977	171	-.103	.053	.141	-.324
117	-.466	.064	-.303	-.745	172	-.144	.090	.324	-.655
118	-.449	.058	-.272	-.658	201	-.335	.055	-.179	-.546
119	-.444	.058	-.273	-.650	202	-.338	.054	-.189	-.549
120	-.436	.058	-.239	-.621	203	-.346	.056	-.188	-.584
121	-.482	.082	-.199	-.857	204	-.334	.064	-.147	-.609
122	-.461	.060	-.288	-.685	205	-.328	.062	-.160	-.564
123	-.490	.087	-.246	-.959	206	-.325	.071	-.118	-.762
124	-.494	.083	-.230	-.780	207	-.344	.047	-.203	-.506
125	-.512	.088	-.261	-1.038	208	-.348	.050	-.214	-.546
126	-.522	.090	-.293	-.983	209	-.370	.055	-.195	-.611
127	-.528	.089	-.281	-.930	210	-.357	.057	-.200	-.819
128	-.519	.079	-.275	-.876	211	-.377	.053	-.192	-.561
129	-.497	.072	-.297	-.836	212	-.378	.053	-.213	-.592
130	-.487	.071	-.266	-.812	213	-.388	.054	-.238	-.568
131	-.461	.088	-.157	-.894	214	-.393	.056	-.216	-.632
132	-.521	.082	-.282	-.889	215	-.396	.054	-.238	-.613
133	-.331	.110	-.055	-.908	216	-.406	.054	-.191	-.599
134	-.364	.095	-.109	-.722	217	-.388	.058	-.198	-.605
135	-.422	.102	-.129	-.896	218	-.447	.062	-.175	-.749
136	-.476	.107	-.174	-.990	219	-.418	.069	-.198	-.659
137	-.529	.115	-.123	-1.024	220	-.425	.070	-.243	-.713
138	-.533	.114	-.261	-1.153	221	-.475	.083	-.274	-.850
139	-.523	.105	-.273	-1.224	222	-.469	.082	-.214	-.810
140	-.517	.099	-.256	-1.071	223	-.461	.073	-.195	-.764
141	-.174	.076	.082	-.488	224	-.473	.067	-.238	-.812
142	-.564	.148	-.204	-1.550	225	-.472	.094	-.238	-.957
143	-.119	.053	.070	-.352	226	-.470	.078	-.226	-.887
144	-.169	.081	.070	-.520	227	-.546	.133	-.217	-1.173
145	-.390	.172	.130	-1.183	228	-.576	.138	-.239	-1.263
146	-.564	.173	.054	-1.646	229	-.605	.140	-.213	-1.271
147	-.116	.046	.073	-.321	230	-.415	.089	-.146	-.713
148	-.137	.051	.043	-.416	231	-.349	.083	-.080	-.762
149	-.152	.055	.066	-.427	232	-.343	.088	-.085	-.762
150	-.171	.068	.061	-.548	233	-.624	.234	-.073	-1.836
151	-.219	.104	.054	-.666	234	-.181	.074	.082	-.566
152	-.304	.148	.106	-.956	235	-.462	.232	.076	-1.511
153	-.454	.179	.120	-1.216	236	-.192	.101	.094	-.619
154	-.580	.196	-.004	-1.555	237	-.152	.062	.145	-.439
155	-.112	.034	0.000	-.261	238	-.132	.053	.064	-.397

WIND ENGINEERING STUDY OF DENVER SQUARE
DENVER, COLORADO. CONFIGURATION 2
WIND DIRECTION 0

PRESSURE TAP NUMBER	MEAN PRESSURE COEFFICIENT	RMS PRESSURE COEFFICIENT	MAXIMUM PRESSURE COEFFICIENT	MINIMUM PRESSURE COEFFICIENT	PRESSURE TAP NUMBER	MEAN PRESSURE COEFFICIENT	RMS PRESSURE COEFFICIENT	MAXIMUM PRESSURE COEFFICIENT	MINIMUM PRESSURE COEFFICIENT
239	-.342	.214	.077	-1.873	334	-.215	.092	.111	-.930
240	-.273	.162	.115	-1.322	335	-.162	.073	.138	-.463
241	-.194	.097	.068	-.772	336	-.114	.081	.204	-.401
242	-.141	.043	.062	-.356	337	-.065	.094	.382	-.351
243	-.127	.039	.059	-.356	338	-.063	.091	.351	-.353
244	-.118	.046	.074	-.431	339	-.107	.081	.212	-.407
245	-.207	.117	.064	-1.022	340	-.282	.087	-.003	-.672
246	-.117	.033	.038	-.229	341	-.320	.129	-.011	-1.090
247	-.164	.059	.101	-.566	342	-.315	.115	.024	-.804
248	-.145	.045	.051	-.362	343	-.279	.093	-.064	-.798
249	-.132	.036	.015	-.256	344	-.207	.068	.273	-.424
250	-.125	.029	-.024	-.209	345	-.159	.082	.298	-.504
251	-.117	.029	.002	-.210	346	-.160	.101	.266	-.547
252	-.110	.031	.008	-.265	347	-.224	.068	-.021	-.601
253	-.135	.043	.070	-.377	348	-.210	.058	-.047	-.551
254	-.123	.032	.032	-.253	349	-.201	.056	-.011	-.456
255	-.111	.029	.002	-.233	350	-.191	.057	.020	-.397
256	-.125	.020	-.064	-.195	351	-.166	.066	.157	-.413
257	-.117	.033	.027	-.242	352	-.145	.075	.135	-.431
258	-.117	.030	.003	-.221	353	-.146	.084	.286	-.428
301	.263	.169	.793	-.753	354	-.210	.106	.132	-.731
302	.167	.101	.495	-.242	355	-.103	.049	.123	-.332
303	.115	.087	.386	-.179	356	-.154	.063	.133	-.435
304	.098	.080	.366	-.187	357	-.072	.078	.164	-.469
305	.069	.077	.294	-.214	358	-.062	.066	.160	-.542
306	.043	.071	.277	-.238	359	-.040	.055	.174	-.253
307	-.015	.063	.229	-.230	360	-.027	.059	.232	-.204
308	-.174	.048	-.020	-.340	361	-.031	.063	.213	-.244
309	.333	.185	.226	-.323	362	-.057	.053	.150	-.291
310	.189	.091	.474	-.114	363	-.094	.041	.071	-.253
311	.150	.074	.475	-.140	364	-.130	.040	.047	-.368
312	.017	.059	.280	-.221	365	-.016	.061	.215	-.273
313	.325	.212	.947	-.780	366	.002	.056	.274	-.139
314	.310	.118	.675	-.608	367	-.030	.051	.224	-.162
315	.229	.092	.526	-.093	368	-.099	.046	.147	-.285
316	.167	.075	.421	-.098	369	.038	.076	.439	-.218
317	.061	.065	.284	-.127	370	.010	.058	.254	-.150
318	-.010	.055	.223	-.189	371	-.024	.053	.183	-.188
319	-.110	.045	.133	-.270	372	-.088	.048	.135	-.288
320	-.269	.043	-.109	-.421	401	-.200	.047	.010	-.396
321	.233	.224	.220	-.729	402	.060	.067	.285	-.183
322	-.281	.109	.669	-.449	403	.139	.080	.388	-.178
323	.044	.235	.714	-.813	404	.232	.098	.524	-.108
324	.127	.126	.656	-.688	405	.297	.113	.601	-.140
325	.092	.094	.424	-.223	406	.468	.147	.863	-.402
326	.066	.074	.337	-.185	407	.135	.080	.376	-.131
327	.007	.056	.217	-.170	408	.329	.111	.659	-.059
328	-.048	.047	.147	-.195	409	.330	.115	.754	-.128
329	-.146	.043	.022	-.315	410	.565	.156	1.004	-.088
330	-.303	.057	-.127	-.571	411	-.224	.049	-.016	-.385
331	-.161	.219	.412	-1.298	412	.052	.076	.350	-.187
332	-.300	.067	-.111	-.581	413	.202	.094	.475	-.110
333	-.319	.158	.112	-1.234	414	.389	.121	.728	.015

WIND ENGINEERING STUDY OF DENVER SQUARE
DENVER, COLORADO, CONFIGURATION 2
WIND DIRECTION 0

PRESSURE TAP NUMBR	MEAN PRESSURE COEFFICIENT	RMS PRESSURE COEFFICIENT	MAXIMUM PRESSURE COEFFICIENT	MINIMUM PRESSURE COEFFICIENT	PRESSURE TAP NUMBER	MEAN PRESSURE COEFFICIENT	RMS PRESSURE COEFFICIENT	MAXIMUM PRESSURE COEFFICIENT	MINIMUM PRESSURE COEFFICIENT
415	.478	.141	.879	.055	451	-.033	.078	.285	-.324
416	.545	.159	.999	-.064	452	-.041	.058	.154	-.282
417	-.249	.053	.009	-.426	453	-.083	.072	.216	-.407
418	.498	.163	.959	-.199	454	-.006	.087	.338	-.374
419	-.292	.059	-.016	-.486	455	.037	.106	.535	-.506
420	.022	.084	.342	-.199	456	-.015	.074	.270	-.237
421	.131	.095	.493	-.123	457	.033	.080	.391	-.169
422	.231	.120	.647	-.068	458	.073	.112	.608	-.202
423	.263	.140	.780	-.117	501	.009	.053	.169	-.285
424	.291	.171	.840	-.474	502	-.310	.073	-.039	-.624
425	-.286	.072	0.000	-.552	503	-.517	.082	-.223	-.812
426	-.004	.174	.607	-.919	504	-.898	.161	-.374	-1.417
427	-.269	.083	.074	-.573	505	-.446	.313	.085	-1.486
428	-.003	.085	.313	-.263	506	-.845	.151	-.313	-1.413
429	.024	.086	.374	-.258	507	-.390	.063	-.168	-.638
430	-.075	.091	.402	-.503	508	-.190	.102	.052	-.561
431	-.143	.088	.301	-.535					
432	-.217	.097	.082	-.763					
433	-.184	.110	.310	-.601					
434	-.228	.082	.096	-.738					
435	-.040	.141	.560	-.448					
436	.007	.136	.590	-.343					
437	-.053	.121	.574	-.391					
438	-.169	.090	.335	-.491					
439	-.136	.114	.304	-.469					
440	.022	.132	.584	-.327					
441	.035	.148	.655	-.343					
442	-.076	.117	.523	-.454					
443	-.130	.088	.279	-.352					
444	-.179	.058	.051	-.511					
445	-.095	.122	.358	-.592					
446	-.096	.051	.133	-.470					
447	-.124	.082	.216	-.647					
448	-.063	.090	.337	-.388					
449	-.053	.045	.368	-.406					
450	-.041	.087	.334	-.340					

WIND ENGINEERING STUDY OF DENVER SQUARE
DENVER, COLORADO. CONFIGURATION 2
WIND DIRECTION 15

PRFSSURF TAP NUMBR	MEAN PRESSURE COEFFICIENT	RMS PRESSURE COEFFICIENT	MAXIMUM PRESSURE COEFFICIENT	MINIMUM PRESSURE COEFFICIENT	PRESSURE TAP NUMBR	MEAN PRESSURE COEFFICIENT	RMS PRESSURE COEFFICIENT	MAXIMUM PRESSURE COEFFICIENT	MINIMUM PRESSURE COEFFICIENT
101	-.552	.136	-.193	-1.367	156	-.718	.173	-.273	-1.650
102	-.498	.091	-.229	-.940	157	-.069	.046	-.108	-.235
103	-.484	.084	-.218	-.967	158	-.098	.041	.064	-.238
104	-.467	.073	-.241	-.848	159	-.119	.038	.032	-.258
105	-.448	.058	-.230	-.878	160	-.119	.042	.061	-.325
106	-.426	.050	-.230	-.664	161	-.124	.070	.118	-.513
107	-.421	.049	-.224	-.628	162	-.243	.192	.266	-1.089
108	-.411	.048	-.230	-.596	163	-.541	.271	.159	-1.588
109	-.526	.092	-.291	-.979	164	-.818	.273	-.179	-2.186
110	-.455	.055	-.287	-.727	165	-.067	.038	.084	-.186
111	-.424	.044	-.278	-.412	166	-.096	.037	.075	-.200
112	-.402	.042	-.253	-.591	167	-.085	.055	.192	-.336
113	-.554	.091	-.311	-1.117	168	-.358	.167	.020	-1.551
114	-.513	.076	-.305	-.871	169	-.075	.039	.089	-.200
115	-.494	.063	-.306	-.747	170	-.097	.036	.075	-.203
116	-.479	.060	-.312	-.765	171	-.070	.058	.156	-.353
117	-.447	.051	-.278	-.634	172	-.339	.184	.014	-1.466
118	-.424	.047	-.285	-.618	201	-.339	.043	-.202	-.488
119	-.420	.048	-.261	-.608	202	-.337	.043	-.190	-.496
120	-.410	.047	-.261	-.591	203	-.343	.043	-.194	-.497
121	-.546	.096	-.238	-.982	204	-.338	.044	-.196	-.534
122	-.437	.054	-.263	-.675	205	-.366	.047	-.196	-.585
123	-.546	.105	-.250	-1.064	206	-.429	.071	-.197	-.805
124	-.526	.082	-.272	-.866	207	-.341	.036	-.244	-.497
125	-.534	.076	-.325	-.896	208	-.336	.037	-.227	-.507
126	-.523	.070	-.333	-.875	209	-.351	.037	-.244	-.512
127	-.520	.064	-.313	-.814	210	-.381	.046	-.233	-.571
128	-.510	.059	-.324	-.752	211	-.346	.034	-.211	-.523
129	-.499	.059	-.342	-.727	212	-.342	.034	-.207	-.531
130	-.487	.058	-.327	-.721	213	-.362	.036	-.235	-.517
131	-.540	.108	-.238	-1.025	214	-.369	.038	-.240	-.507
132	-.519	.063	-.327	-.802	215	-.392	.041	-.228	-.537
133	-.477	.109	-.189	-.985	216	-.442	.057	-.234	-.647
134	-.496	.106	-.166	-.977	217	-.360	.038	-.240	-.514
135	-.530	.101	-.198	-.951	218	-.467	.063	-.210	-.716
136	-.551	.091	-.208	-.910	219	-.362	.041	-.231	-.521
137	-.539	.087	-.339	-.960	220	-.366	.042	-.223	-.593
138	-.524	.076	-.321	-.930	221	-.398	.043	-.242	-.568
139	-.516	.070	-.333	-.832	222	-.411	.043	-.279	-.585
140	-.508	.068	-.322	-.785	223	-.439	.056	-.283	-.757
141	-.374	.114	-.044	-.960	224	-.490	.072	-.192	-.823
142	-.540	.083	-.293	-.905	225	-.375	.049	-.197	-.607
143	-.199	.124	.357	-.705	226	-.502	.075	-.207	-.792
144	-.341	.191	.183	-.983	227	-.397	.085	-.183	-1.102
145	-.627	.133	-.058	-1.104	228	-.417	.082	-.227	-.867
146	-.582	.101	-.275	-1.276	229	-.457	.078	-.247	-.889
147	-.199	.082	.023	-.501	230	-.423	.070	-.149	-.741
148	-.175	.074	.124	-.634	231	-.443	.088	-.206	-.816
149	-.191	.121	.140	-.745	232	-.470	.088	-.210	-.805
150	-.273	.180	.136	-.894	233	-.424	.155	-.116	-1.629
151	-.547	.195	.145	-1.159	234	-.380	.097	-.059	-.752
152	-.663	.151	-.058	-1.343	235	-.513	.199	-.104	-1.458
153	-.642	.131	-.231	-1.600	236	-.373	.094	.059	-.863
154	-.612	.116	-.179	-1.457	237	-.295	.067	.065	-.610
155	-.132	.050	.038	-.449	238	-.264	.085	.122	-.631

WIND ENGINEERING STUDY OF DENVER SQUARE
DENVER, COLORADO. CONFIGURATION 2
WIND DIRECTION 15

PRFSSURE TAP NUMBER	MEAN PRESSURE COEFFICIENT	RMS PRESSURE COEFFICIENT	MAXIMUM PRESSURE COEFFICIENT	MINIMUM PRESSURE COEFFICIENT	PRESSURE TAP NUMBER	MEAN PRESSURE COEFFICIENT	RMS PRESSURE COEFFICIENT	MAXIMUM PRESSURE COEFFICIENT	MINIMUM PRESSURE COEFFICIENT
239	-.514	.244	-.068	-1.579	334	-.550	.199	.038	-1.563
240	-.468	.188	-.123	-1.396	335	-.380	.155	.020	-1.030
241	-.352	.111	-.108	-1.150	336	-.262	.108	.035	-.779
242	-.220	.054	.003	-.509	337	-.217	.064	.018	-.602
243	-.203	.059	.008	-.634	338	-.208	.054	.050	-.476
244	-.202	.068	-.005	-.611	339	-.226	.051	-.011	-.426
245	-.404	.188	-.071	-1.830	340	-.289	.060	-.108	-.641
246	-.136	.052	.062	-.575	341	-.430	.124	-.069	-1.245
247	-.304	.090	-.087	-1.230	342	-.335	.081	-.113	-.736
248	-.201	.043	-.069	-.489	343	-.353	.083	-.119	-.769
249	-.173	.043	-.023	-.405	344	-.339	.094	-.017	-.728
250	-.125	.037	.017	-.275	345	-.223	.098	.159	-.694
251	-.103	.035	.038	-.261	346	-.224	.076	.050	-.561
252	-.081	.042	.072	-.258	347	-.336	.093	-.045	-.851
253	-.117	.047	.075	-.386	348	-.354	.096	-.051	-1.067
254	-.101	.040	.104	-.245	349	-.364	.097	-.023	-.749
255	-.078	.037	.117	-.189	350	-.306	.105	.047	-.722
256	-.122	.041	.027	-.395	351	-.202	.091	.150	-.596
257	-.108	.039	.185	-.240	352	-.171	.077	.114	-.506
258	-.089	.037	.056	-.236	353	-.202	.072	.069	-.629
301	-.593	.224	.285	-1.647	354	-.324	.110	-.074	-.758
302	-.148	.130	.227	-1.061	355	-.410	.120	-.018	-.979
303	-.124	.056	.104	-.695	356	-.270	.067	-.024	-.844
304	-.117	.045	.075	-.293	357	-.516	.212	.056	-1.359
305	-.118	.048	.111	-.307	358	-.327	.193	.164	-1.272
306	-.124	.044	.063	-.279	359	-.172	.081	.047	-.667
307	-.158	.037	-.020	-.286	360	-.147	.050	.054	-.362
308	-.243	.030	-.152	-.342	361	-.130	.045	.078	-.335
309	-.405	.204	.214	-1.109	362	-.134	.053	.104	-.380
310	-.009	.054	.182	-.259	363	-.162	.054	.035	-.384
311	-.018	.049	.162	-.200	364	-.168	.062	.009	-.610
312	-.106	.038	.031	-.228	365	-.068	.059	.119	-.369
313	-.458	.196	.307	-1.137	366	-.096	.037	.060	-.254
314	-.265	.305	.409	-1.230	367	-.091	.033	.066	-.237
315	-.025	.125	.231	-.888	368	-.048	.057	.225	-.312
316	-.017	.050	.179	-.352	369	-.028	.060	.204	-.267
317	-.086	.044	.075	-.241	370	-.083	.035	.068	-.203
318	-.131	.037	.023	-.264	371	-.079	.032	.042	-.189
319	-.199	.029	-.089	-.297	372	-.062	.045	.132	-.191
320	-.292	.030	-.206	-.462	401	-.142	.052	.045	-.313
321	-.484	.212	.376	-1.195	402	.156	.082	.406	-.129
322	-.293	.031	-.190	-.414	403	.242	.095	.527	-.111
323	-.561	.197	.345	-1.154	404	.352	.114	.713	-.062
324	-.399	.321	.231	-1.446	405	.427	.131	.780	-.052
325	-.145	.202	.179	-1.123	406	.462	.142	.850	-.117
326	-.080	.075	.145	-.586	407	.274	.097	.571	-.097
327	-.118	.047	.068	-.348	408	.486	.130	.826	.024
328	-.146	.042	.027	-.326	409	.538	.125	.894	.125
329	-.215	.037	-.066	-.344	410	.609	.130	.976	.150
330	-.302	.034	-.199	-.414	411	-.099	.053	.111	-.297
331	-.682	.179	.014	-1.422	412	.254	.090	.556	-.025
332	-.298	.042	-.156	-.435	413	.412	.102	.724	.122
333	-.574	.187	-.090	-1.654	414	.591	.120	.924	.253

WIND ENGINEERING STUDY OF DENVER SQUARE
DENVER, COLORADO. CONFIGURATION 2
WIND DIRECTION 15

PRESSURE TAP NUMBER	MEAN PRESSURE COEFFICIENT	RMS PRESSURE COEFFICIENT	MAXIMUM PRESSURE COEFFICIENT	MINIMUM PRESSURE COEFFICIENT	PRESSURE TAP NUMBER	MEAN PRESSURE COEFFICIENT	RMS PRESSURE COEFFICIENT	MAXIMUM PRESSURE COEFFICIENT	MINIMUM PRESSURE COEFFICIENT
415	.633	.128	.994	.238	451	-.022	.051	.235	-.214
416	.511	.132	.905	-.004	452	-.161	.063	.063	-.435
417	-.121	.055	.052	-.325	453	.004	.047	.247	-.159
418	.454	.137	.909	-.027	454	.086	.057	.385	-.111
419	-.163	.058	.052	-.391	455	.082	.057	.391	-.101
420	.247	.093	.554	-.042	456	.127	.070	.496	-.044
421	.379	.106	.697	.076	457	.213	.090	.597	-.015
422	.511	.123	.923	.160	458	.157	.071	.473	-.034
423	.513	.132	.966	.107	501	-.132	.079	.070	-.474
424	.329	.141	.790	-.104	502	-.466	.119	-.098	-.808
425	-.156	.062	.067	-.379	503	-.565	.077	-.312	-.862
426	.201	.125	.594	-.299	504	-.717	.120	-.374	-1.116
427	-.137	.064	.098	-.374	505	-.856	.193	-.280	-1.599
428	.250	.102	.587	-.086	506	-.576	.180	-.103	-1.188
429	.368	.119	.786	.015	507	-.399	.059	-.185	-.590
430	.417	.133	.902	-.009	508	-.124	.060	.028	-.448
431	.316	.116	.728	-.055					
432	.005	.083	.244	-.303					
433	-.123	.070	.168	-.368					
434	-.036	.078	.324	-.340					
435	.159	.104	.550	-.214					
436	.351	.129	.808	-.027					
437	.325	.126	.800	-.029					
438	.125	.116	.504	-.217					
439	-.147	.074	.226	-.455					
440	.175	.093	.527	-.119					
441	.310	.111	.747	0.000					
442	.305	.117	.762	-.029					
443	.196	.102	.544	-.116					
444	-.051	.068	.206	-.296					
445	-.180	.084	.252	-.507					
446	-.073	.082	.356	-.518					
447	-.173	.083	.130	-.510					
448	.064	.062	.353	-.111					
449	.095	.071	.389	-.140					
450	.045	.064	.414	-.188					

WIND ENGINEERING STUDY OF DENVER SQUARE
DENVER, COLORADO. CONFIGURATION 2
WIND DIRECTION 30

PRESSURE TAP NUMBER	MEAN PRESSURE COEFFICIENT	RMS PRESSURE COEFFICIENT	MAXIMUM PRESSURE COEFFICIENT	MINIMUM PRESSURE COEFFICIENT	PRESSURE TAP NUMBER	MEAN PRESSURE COEFFICIENT	RMS PRESSURE COEFFICIENT	MAXIMUM PRESSURE COEFFICIENT	MINIMUM PRESSURE COEFFICIENT
101	-.546	.210	.044	-1.444	156	-.665	.208	-.159	-1.849
102	-.501	.154	.085	-1.257	157	-.104	.036	-.064	-.224
103	-.532	.160	.047	-1.232	158	-.143	.027	-.055	-.243
104	-.575	.145	-.030	-1.378	159	-.152	.027	-.055	-.272
105					160	-.125	.023	-.008	-.214
106					161	-.099	.057	.166	-.669
107					162	-.153	.139	.186	-1.079
108					163	-.363	.245	.127	-1.567
109	-.525	.148	.027	-1.114	164	-.656	.299	-.052	-2.347
110	-.501	.100	.088	-1.046	165	-.105	.029	-.003	-.194
111	-.516	.078	-.302	-.960	166	-.110	.029	-.005	-.212
112	-.467	.065	-.268	-.718	167	-.075	.049	.191	-.278
113	-.573	.145	-.062	-1.201	168	-.316	.147	.034	-1.275
114	-.526	.105	.088	-.989	169	-.118	.030	.031	-.220
115	-.531	.093	.060	-1.098	170	-.108	.029	.003	-.189
116	-.555	.099	-.177	-1.124	171	-.054	.051	.194	-.226
117	-.559	.087	-.311	-1.025	172	-.296	.155	.053	-1.266
118	-.520	.072	-.308	-1.039	201	-.267	.045	-.065	-.455
119	-.505	.068	-.324	-.888	202	-.268	.044	-.066	-.458
120	-.490	.068	-.287	-.830	203	-.265	.042	-.056	-.464
121	-.590	.154	-.138	-1.204	204	-.274	.056	-.068	-.645
122	-.517	.071	-.287	-.780	205	-.310	.070	-.045	-.625
123	-.537	.165	-.064	-1.285	206	-.371	.111	-.027	-.851
124	-.542	.128	-.064	-1.055	207	-.275	.041	-.124	-.462
125	-.578	.117	-.148	-1.234	208	-.270	.038	-.119	-.416
126	-.598	.101	-.290	-1.142	209	-.284	.043	-.111	-.456
127	-.604	.088	-.337	-1.003	210	-.316	.062	-.121	-.603
128	-.593	.080	-.355	-.918	211	-.288	.047	-.117	-.550
129	-.584	.075	-.308	-.874	212	-.284	.043	-.128	-.473
130	-.569	.074	-.299	-.922	213	-.282	.041	-.154	-.447
131	-.463	.151	-.103	-1.393	214	-.288	.038	-.161	-.444
132	-.603	.086	-.339	-.936	215	-.303	.044	-.146	-.467
133	-.288	.076	-.043	-.913	216	-.361	.069	-.121	-.606
134	-.282	.108	-.034	-.814	217	-.286	.052	-.096	-.682
135	-.315	.147	.009	-.916	218	-.390	.080	-.075	-.776
136	-.415	.186	.056	-1.162	219	-.299	.066	-.084	-.768
137	-.598	.170	0.000	-1.145	220	-.298	.054	-.152	-.542
138	-.650	.154	-.070	-1.344	221	-.306	.047	-.146	-.502
139	-.619	.128	-.296	-1.370	222	-.303	.041	-.140	-.461
140	-.591	.115	-.284	-1.232	223	-.320	.053	-.105	-.511
141	-.243	.060	.005	-.591	224	-.373	.089	-.077	-.728
142	-.631	.143	-.237	-1.538	225	-.311	.083	-.008	-.788
143	-.158	.069	.221	-.531	226	-.351	.088	-.095	-.696
144	-.101	.123	.363	-.744	227	-.379	.123	-.087	-1.189
145	-.480	.253	.434	-1.264	228	-.354	.083	-.149	-.812
146	-.642	.158	-.235	-1.545	229	-.345	.068	-.137	-.666
147	-.216	.043	-.053	-.388	230	-.300	.053	-.133	-.556
148	-.183	.054	.160	-.447	231	-.302	.065	-.065	-.601
149	-.145	.077	.223	-.611	232	-.300	.074	-.080	-.643
150	-.106	.113	.351	-.660	233	-.381	.121	-.071	-1.190
151	-.261	.243	.304	-1.217	234	-.284	.068	-.009	-.668
152	-.556	.264	.205	-1.408	235	-.341	.071	-.114	-1.310
153	-.684	.192	-.034	-1.644	236	-.293	.056	.017	-.476
154	-.636	.160	-.237	-1.357	237	-.281	.055	.039	-.560
155	-.169	.037	-.043	-.344	238	-.260	.054	.003	-.471

WIND ENGINEERING STUDY OF DENVER SQUARE
DENVER, COLORADO. CONFIGURATION 2
WIND DIRECTION 30

PRESSURE TAP NUMBER	MEAN PRESSURE COEFFICIENT	RMS PRESSURE COEFFICIENT	MAXIMUM PRESSURE COEFFICIENT	MINIMUM PRESSURE COEFFICIENT	PRESSURE TAP NUMBER	MEAN PRESSURE COEFFICIENT	RMS PRESSURE COEFFICIENT	MAXIMUM PRESSURE COEFFICIENT	MINIMUM PRESSURE COEFFICIENT
239	-.339	.068	-.054	-.745	334	-.584	.145	-.233	-1.588
240	-.325	.056	-.048	-.591	335	-.583	.142	-.158	-1.524
241	-.300	.045	-.005	-.474	336	-.549	.132	-.062	-1.127
242	-.250	.043	-.096	-.519	337	-.461	.151	.029	-1.163
243	-.238	.044	-.069	-.398	338	-.383	.137	.059	-.979
244	-.224	.045	-.065	-.396	339	-.342	.116	.015	-.926
245	-.385	.084	-.162	-1.127	340	-.347	.101	-.066	-.899
246	-.196	.050	-.030	-.419	341	-.525	.101	-.281	-1.208
247	-.363	.080	-.117	-.734	342	-.342	.088	-.060	-.681
248	-.252	.040	-.089	-.395	343	-.556	.104	-.287	-.940
249	-.225	.036	-.116	-.389	344	-.585	.128	-.164	-1.046
250	-.174	.038	-.053	-.308	345	-.389	.134	.057	-.953
251	-.145	.036	-.041	-.282	346	-.253	.093	.111	-.609
252	-.107	.040	.027	-.257	347	-.593	.123	-.302	-1.084
253	-.169	.053	.042	-.401	348	-.609	.128	-.299	-1.100
254	-.158	.040	.003	-.317	349	-.666	.144	-.297	-1.367
255	-.129	.035	-.005	-.293	350	-.618	.148	-.249	-1.319
256	-.176	.045	-.017	-.366	351	-.380	.117	.110	-.817
257	-.173	.038	-.054	-.344	352	-.360	.093	.120	-.633
258	-.144	.035	-.017	-.303	353	-.249	.074	.050	-.608
301	-.936	.213	-.490	-2.017	354	-.286	.056	-.042	-.554
302	-.822	.156	-.235	-1.387	355	-.705	.167	-.299	-1.454
303	-.605	.176	-.151	-1.109	356	-.321	.050	-.129	-.533
304	-.383	.158	-.035	-.978	357	-.998	.263	-.195	-2.170
305	-.224	.076	.051	-.688	358	-.600	.274	.176	-1.632
306	-.192	.048	-.023	-.544	359	-.268	.091	.102	-.695
307	-.191	.039	-.059	-.515	360	-.237	.054	-.029	-.428
308	-.229	.037	-.104	-.384	361	-.205	.048	.002	-.422
309	-.780	.139	-.375	-1.258	362	-.229	.063	-.027	-.581
310	-.599	.225	.098	-1.187	363	-.248	.051	-.059	-.401
311	-.145	.111	.161	-.685	364	-.208	.063	-.018	-.455
312	-.131	.059	.105	-.499	365	-.207	.096	.060	-.606
313	-.714	.111	-.327	-1.277	366	-.175	.041	.006	-.335
314	-.740	.121	-.324	-1.395	367	-.158	.034	-.041	-.281
315	-.708	.172	.036	-1.255	368	-.083	.063	.186	-.240
316	-.533	.236	.114	-1.151	369	-.139	.093	.144	-.465
317	-.295	.171	.130	-.978	370	-.159	.040	.041	-.309
318	-.231	.105	.003	-.768	371	-.140	.034	.002	-.261
319	-.223	.067	-.009	-.580	372	-.104	.050	.119	-.257
320	-.250	.045	-.065	-.631	401	-.042	.078	.204	-.298
321	-.705	.121	-.297	-1.258	402	.257	.103	.550	-.151
322	-.269	.062	-.065	-.776	403	.312	.112	.649	-.101
323	-.643	.144	-.223	-1.488	404	.370	.121	.747	-.064
324	-.700	.156	-.194	-1.484	405	.392	.122	.773	-.023
325	-.679	.177	-.063	-1.574	406	.202	.120	.590	-.304
326	-.565	.198	.032	-1.253	407	.389	.111	.717	-.021
327	-.390	.184	.087	-1.089	408	.564	.132	.927	.110
328	-.308	.147	.152	-1.054	409	.572	.132	.950	.194
329	-.283	.115	.110	-.941	410	.516	.123	.913	.070
330	-.290	.083	-.030	-.794	411	-.017	.072	.254	-.254
331	-.661	.172	-.229	-1.787	412	.381	.110	.709	.067
332	-.306	.100	-.057	-1.083	413	.512	.121	.925	.110
333	-.572	.148	-.227	-1.447	414	.599	.129	.995	.160

WIND ENGINEERING STUDY OF DENVER SQUARE
DENVER, COLORADO. CONFIGURATION 2
WIND DIRECTION 30

PRESSURE TAP NUMBER	MEAN PRESSURE COEFFICIENT	RMS PRESSURE COEFFICIENT	MAXIMUM PRESSURE COEFFICIENT	MINIMUM PRESSURE COEFFICIENT	PRESSURE TAP NUMBER	MEAN PRESSURE COEFFICIENT	RMS PRESSURE COEFFICIENT	MAXIMUM PRESSURE COEFFICIENT	MINIMUM PRESSURE COEFFICIENT
415	.550	.130	.912	.151	451	.018	.055	.263	-.154
416	.215	.118	.600	-.178	452	-.241	.078	.058	-.550
417	-.045	.076	.233	-.345	453	.081	.055	.389	-.098
418	.162	.126	.608	-.284	454	.160	.062	.429	.014
419	-.070	.085	.237	-.373	455	.141	.067	.434	-.053
420	.346	.113	.709	.026	456	.181	.073	.551	-.014
421	.499	.128	.886	.129	457	.261	.087	.609	.040
422	.562	.134	.953	.174	458	.216	.072	.501	.023
423	.490	.130	.868	.109	501	-.355	.112	.014	-.821
424	.112	.109	.561	-.259	502	-.667	.107	-.130	-1.075
425	-.074	.085	.251	-.340	503	-.680	.085	-.440	-1.030
426	.055	.113	.519	-.324	504	-.731	.088	-.501	-1.229
427	-.067	.093	.318	-.457	505	-.701	.114	-.363	-1.181
428	.319	.108	.656	.006	506	-.510	.120	-.108	-.944
429	.430	.123	.874	.088	507	-.261	.096	.044	-.661
430	.456	.133	.883	.113	508	-.246	.097	.098	-.584
431	.338	.120	.726	.002					
432	-.022	.087	.319	-.360					
433	-.058	.104	.374	-.424					
434	-.057	.084	.261	-.305					
435	.187	.114	.637	-.169					
436	.350	.124	.944	.047					
437	.374	.123	.869	.063					
438	.172	.115	.621	-.202					
439	-.049	.101	.333	-.382					
440	.261	.105	.629	-.005					
441	.340	.111	.730	.069					
442	.309	.119	.770	-.011					
443	.201	.113	.652	-.118					
444	-.089	.084	.182	-.345					
445	-.058	.106	.357	-.495					
446	-.122	.081	.334	-.398					
447	-.057	.092	.321	-.415					
448	.127	.065	.423	-.052					
449	.160	.065	.504	-.005					
450	.109	.062	.403	-.040					

WIND ENGINEERING STUDY OF DENVER SQUARE
DENVER, COLORADO. CONFIGURATION 2
WIND DIRECTION 45

PRESSURE TAP NUMBER	MEAN PRESSURE COEFFICIENT	RMS PRESSURE COEFFICIENT	MAXIMUM PRESSURE COEFFICIENT	MINIMUM PRESSURE COEFFICIENT	PRESSURE TAP NUMBER	MEAN PRESSURE COEFFICIENT	RMS PRESSURE COEFFICIENT	MAXIMUM PRESSURE COEFFICIENT	MINIMUM PRESSURE COEFFICIENT
101	-.296	.095	.015	-.792	156	-.537	.223	-.041	-1.599
102	-.308	.117	.068	-.796	157	-.171	.043	.024	-.323
103	-.392	.144	.079	-1.014	158	-.188	.035	-.054	-.343
104	-.504	.150	.064	-.985	159	-.179	.036	-.009	-.352
105	-.626	.127	-.031	-1.399	160	-.134	.044	.164	-.341
106	-.629	.103	-.259	-1.057	161	-.130	.092	.145	-.661
107	-.630	.094	-.262	-1.134	162	-.290	.205	.216	-1.061
108	-.617	.097	-.261	-1.320	163	-.512	.259	.049	-1.544
109	-.296	.126	.169	-.806	164	-.580	.285	-.047	-1.806
110	-.440	.146	.100	-.918	165	-.141	.034	-.023	-.255
111	-.635	.109	-.279	-1.057	166	-.124	.034	.021	-.237
112	-.607	.093	-.316	-.993	167	-.082	.068	.258	-.401
113	-.324	.119	.076	-1.080	168	-.407	.187	-.005	-1.384
114	-.338	.127	.087	-.847	169	-.159	.033	.011	-.280
115	-.425	.155	.096	-.908	170	-.118	.033	.017	-.249
116	-.536	.170	.035	-1.070	171	-.038	.060	.220	-.376
117	-.627	.138	-.124	-1.246	172	-.386	.192	.099	-1.225
118	-.625	.113	-.207	-1.249	201	-.372	.112	-.042	-.992
119	-.620	.104	-.288	-1.109	202	-.345	.091	-.048	-.849
120	-.597	.100	-.278	-.982	203	-.333	.079	-.098	-.846
121	-.316	.127	0.000	-.968	204	-.316	.081	-.081	-.686
122	-.637	.136	-.236	-1.687	205	-.323	.088	-.064	-.709
123	-.281	.102	-.033	-1.148	206	-.340	.099	-.082	-.864
124	-.277	.136	.065	-.879	207	-.339	.079	-.103	-.710
125	-.327	.177	.130	-.902	208	-.315	.061	-.136	-.560
126	-.434	.207	.031	-1.125	209	-.312	.069	-.118	-.616
127	-.638	.204	.031	-1.303	210	-.319	.085	-.069	-.751
128	-.704	.183	-.108	-1.495	211	-.361	.102	-.066	-.876
129	-.706	.168	-.230	-1.668	212	-.309	.066	-.104	-.686
130	-.676	.155	-.242	-1.505	213	-.298	.053	-.118	-.542
131	-.260	.077	-.047	-.777	214	-.304	.058	-.119	-.583
132	-.726	.195	-.233	-2.173	215	-.308	.069	-.100	-.600
133	-.277	.056	-.083	-.609	216	-.319	.085	-.075	-.721
134	-.234	.067	.032	-.719	217	-.360	.106	-.072	-.927
135	-.214	.102	.121	-.818	218	-.318	.092	-.018	-.739
136	-.222	.174	.222	-.995	219	-.362	.097	-.079	-.736
137	-.450	.302	.364	-1.711	220	-.301	.060	-.127	-.557
138	-.701	.306	.242	-1.937	221	-.291	.051	-.091	-.476
139	-.815	.251	-.021	-1.950	222	-.297	.054	-.160	-.645
140	-.773	.217	-.175	-2.206	223	-.297	.059	-.136	-.692
141	-.281	.058	-.040	-.563	224	-.293	.068	-.115	-.776
142	-.719	.222	-.232	-1.829	225	-.375	.101	-.097	-.861
143	-.191	.074	.231	-.492	226	-.295	.063	-.097	-.555
144	-.092	.121	.369	-.610	227	-.396	.097	-.088	-.821
145	-.350	.271	.329	-1.402	228	-.326	.073	-.113	-.685
146	-.599	.196	-.026	-1.705	229	-.311	.064	-.091	-.588
147	-.289	.055	-.098	-.512	230	-.314	.060	-.110	-.649
148	-.226	.061	.087	-.463	231	-.305	.057	-.137	-.543
149	-.179	.083	.203	-.581	232	-.289	.057	-.119	-.539
150	-.142	.122	.294	-.766	233	-.394	.096	-.087	-.849
151	-.277	.241	.274	-1.147	234	-.315	.061	-.129	-.621
152	-.480	.270	.213	-1.742	235	-.351	.091	-.054	-.905
153	-.575	.234	.092	-1.633	236	-.303	.074	.054	-.725
154	-.540	.189	-.017	-1.567	237	-.339	.067	-.060	-.693
155	-.248	.047	-.104	-.456	238	-.324	.057	-.167	-.593

WIND ENGINEERING STUDY OF DENVER SQUARE
DENVER, COLORADO. CONFIGURATION 2
WIND DIRECTION 45

PRESSURE TAP NUMBER	MEAN PRESSURE COEFFICIENT	RMS PRESSURE COEFFICIENT	MAXIMUM PRESSURE COEFFICIENT	MINIMUM PRESSURE COEFFICIENT	PRESSURE TAP NUMBER	MEAN PRESSURE COEFFICIENT	RMS PRESSURE COEFFICIENT	MAXIMUM PRESSURE COEFFICIENT	MINIMUM PRESSURE COEFFICIENT
239	-.357	.093	-.087	-.903	334	-.548	.084	-.305	-1.067
240	-.328	.082	-.024	-.668	335	-.561	.090	-.333	-1.221
241	-.322	.077	.009	-.638	336	-.565	.102	-.266	-1.139
242	-.337	.064	-.035	-.654	337	-.574	.112	-.008	-1.007
243	-.320	.057	-.146	-.582	338	-.546	.125	-.042	-1.119
244	-.305	.059	-.144	-.563	339	-.514	.127	-.017	-.962
245	-.351	.083	-.041	-.912	340	-.527	.170	-.017	-1.251
246	-.281	.053	-.149	-.600	341	-.574	.089	-.347	-1.001
247	-.351	.085	-.138	-.782	342	-.454	.135	-.011	-1.346
248	-.282	.049	-.081	-.485	343	-.629	.105	-.357	-1.100
249	-.283	.051	-.065	-.521	344	-.662	.130	-.378	-1.311
250	-.280	.057	-.135	-.542	345	-.552	.138	.011	-1.118
251	-.245	.048	-.107	-.459	346	-.380	.118	.066	-.813
252	-.202	.051	-.027	-.516	347	-.676	.115	-.398	-1.337
253	-.216	.060	-.005	-.510	348	-.682	.121	-.390	-1.284
254	-.229	.048	-.030	-.435	349	-.712	.134	-.332	-1.301
255	-.203	.045	-.041	-.461	350	-.697	.125	-.389	-1.205
256	-.217	.054	-.035	-.420	351	-.508	.133	.060	-1.008
257	-.225	.047	-.038	-.416	352	-.371	.123	.059	-.839
258	-.208	.044	-.074	-.387	353	-.314	.091	-.027	-.684
301	-.521	.085	-.291	-.980	354	-.317	.074	-.048	-.623
302	-.535	.085	-.297	-.874	355	-.789	.152	-.435	-1.605
303	-.549	.095	-.255	-1.107	356	-.306	.060	-.095	-.563
304	-.566	.121	-.055	-1.189	357	-1.082	.268	-.444	-2.271
305	-.546	.155	.007	-1.255	358	-.777	.247	.083	-1.740
306	-.479	.160	.164	-1.177	359	-.387	.129	.008	-.869
307	-.415	.156	.145	-1.186	360	-.300	.065	-.078	-.593
308	-.405	.177	.112	-1.247	361	-.263	.062	-.078	-.554
309	-.515	.094	-.284	-.888	362	-.270	.076	-.042	-.645
310	-.538	.111	-.225	-1.079	363	-.268	.056	.002	-.527
311	-.491	.150	.130	-1.197	364	-.253	.058	-.066	-.518
312	-.416	.180	.136	-1.356	365	-.290	.100	.045	-.725
313	-.470	.098	-.210	-.913	366	-.236	.042	-.086	-.378
314	-.484	.101	-.231	-.967	367	-.205	.034	-.077	-.341
315	-.500	.109	-.225	-1.064	368	-.147	.057	.140	-.309
316	-.516	.128	-.178	-1.192	369	-.205	.091	.131	-.561
317	-.525	.161	.031	-1.164	370	-.223	.045	-.078	-.410
318	-.474	.161	.234	-1.264	371	-.194	.037	-.042	-.341
319	-.440	.157	.096	-1.049	372	-.166	.053	.207	-.363
320	-.458	.212	.018	-1.647	401	.121	.096	.472	-.288
321	-.469	.110	-.175	-1.086	402	.363	.113	.744	-.051
322	-.503	.233	.094	-1.815	403	.378	.115	.795	-.055
323	-.464	.107	-.185	-1.304	404	.362	.112	.699	-.009
324	-.471	.111	-.185	-1.594	405	.334	.111	.712	-.060
325	-.496	.116	-.231	-1.553	406	.089	.094	.412	-.278
326	-.518	.130	-.148	-1.265	407	.465	.119	.789	.057
327	-.512	.149	-.003	-1.394	408	.580	.132	.920	.135
328	-.474	.150	.055	-1.236	409	.569	.131	.929	.143
329	-.455	.155	.107	-1.088	410	.439	.115	.779	.025
330	-.492	.216	-.003	-1.603	411	.082	.098	.394	-.234
331	-.476	.104	-.201	-1.228	412	.486	.128	.843	.111
332	-.490	.196	.006	-1.258	413	.574	.128	.931	.186
333	-.540	.085	-.287	-.992	414	.556	.126	.911	.159

WIND ENGINEERING STUDY OF DENVER SQUARE
DENVER, COLORADO. CONFIGURATION 2
WIND DIRECTION 45

PRESSURE TAP NUMBER	MEAN PRESSURE COEFFICIENT	RMS PRESSURE COEFFICIENT	MAXIMUM PRESSURE COEFFICIENT	MINIMUM PRESSURE COEFFICIENT	PRESSURE TAP NUMBER	MEAN PRESSURE COEFFICIENT	RMS PRESSURE COEFFICIENT	MAXIMUM PRESSURE COEFFICIENT	MINIMUM PRESSURE COEFFICIENT
415	.454	.120	.805	.083	451	.056	.065	.381	-.116
416	.108	.099	.418	-.265	452	-.220	.083	.125	-.606
417	.073	.106	.438	-.306	453	.099	.053	.343	-.054
418	.077	.100	.378	-.231	454	.183	.067	.494	.020
419	.045	.107	.389	-.325	455	.146	.073	.506	-.073
420	.449	.132	.840	.100	456	.197	.077	.569	.021
421	.533	.130	.991	.157	457	.269	.084	.642	.052
422	.508	.123	.929	.146	458	.220	.076	.538	.011
423	.397	.115	.796	.054	501	-.353	.124	.089	-.824
424	.037	.092	.358	-.335	502	-.589	.120	-.122	-1.078
425	.037	.108	.397	-.320	503	-.612	.088	-.325	-1.062
426	.011	.089	.295	-.275	504	-.597	.074	-.342	-.886
427	.018	.112	.492	-.333	505	-.592	.090	-.322	-1.079
428	.385	.126	.816	.067	506	-.609	.121	-.084	-1.200
429	.464	.131	.841	.108	507	-.401	.131	.201	-.943
430	.431	.127	.803	.036	508	-.387	.110	.096	-.813
431	.305	.111	.632	-.090					
432	-.034	.078	.229	-.319					
433	-.032	.107	.385	-.416					
434	-.086	.080	.300	-.387					
435	.219	.113	.691	-.147					
436	.384	.124	.881	.096					
437	.387	.127	.920	.047					
438	.179	.117	.699	-.307					
439	-.018	.096	.430	-.379					
440	.276	.100	.768	.014					
441	.336	.111	.737	.080					
442	.312	.112	.755	.028					
443	.199	.104	.578	-.075					
444	-.107	.082	.200	-.353					
445	-.044	.087	.300	-.388					
446	-.102	.092	.248	-.537					
447	-.057	.082	.240	-.474					
448	.161	.062	.451	-.028					
449	.200	.076	.532	.008					
450	.155	.073	.465	-.031					

WIND ENGINEERING STUDY OF DENVER SQUARE
DENVER, COLORADO. CONFIGURATION 2
WIND DIRECTION 60

PRESSURE TAP NUMBER	MEAN PRESSURE COEFFICIENT	RMS PRESSURE COEFFICIENT	MAXIMUM PRESSURE COEFFICIENT	MINIMUM PRESSURE COEFFICIENT	PRESSURE TAP NUMBER	MEAN PRESSURE COEFFICIENT	RMS PRESSURE COEFFICIENT	MAXIMUM PRESSURE COEFFICIENT	MINIMUM PRESSURE COEFFICIENT
101	-.298	.044	-.143	-.437	156	-.311	.181	.135	-1.470
102	-.199	.039	-.038	-.402	157	-.308	.054	-.121	-.528
103	-.186	.045	.019	-.446	158	-.238	.038	-.050	-.404
104	-.188	.058	-.015	-.525	159	-.188	.035	-.021	-.327
105	-.272	.128	.025	-.749	160	-.117	.037	.039	-.271
106	-.454	.160	-.065	-1.115	161	-.062	.060	.147	-.518
107	-.638	.125	-.028	-1.132	162	-.085	.117	.159	-.799
108	-.664	.114	-.306	-1.336	163	-.166	.169	.145	-1.001
109	-.121	.049	.049	-.428	164	-.286	.173	.136	-1.289
110	-.064	.077	.141	-.434	165	-.197	.038	-.047	-.319
111	-.344	.202	.207	-.945	166	-.110	.037	.017	-.224
112	-.601	.115	-.153	-1.105	167	-.032	.059	.186	-.321
113	-.296	.039	-.121	-.471	168	-.140	.139	.192	-1.213
114	-.205	.038	-.040	-.469	169	-.215	.040	-.079	-.368
115	-.163	.055	.021	-.584	170	-.095	.039	.092	-.221
116	-.140	.103	.102	-.767	171	0.000	.055	.189	-.247
117	-.256	.204	.144	-1.017	172	-.115	.145	.253	-.869
118	-.464	.217	.156	-1.020	201	-.447	.093	-.158	-.881
119	-.602	.150	.052	-1.293	202	-.384	.064	-.138	-.760
120	-.581	.123	-.177	-1.161	203	-.355	.054	-.118	-.650
121	-.300	.042	-.162	-.493	204	-.348	.054	-.159	-.606
122	-.568	.149	.026	-1.370	205	-.349	.048	-.156	-.508
123	-.299	.043	-.132	-.606	206	-.346	.048	-.170	-.509
124	-.218	.047	-.022	-.714	207	-.376	.056	-.173	-.577
125	-.160	.051	.077	-.593	208	-.347	.045	-.190	-.503
126	-.123	.082	.197	-.720	209	-.355	.048	-.202	-.531
127	-.190	.185	.144	-1.017	210	-.353	.048	-.217	-.528
128	-.367	.248	.118	-1.288	211	-.410	.064	-.194	-.722
129	-.549	.193	.159	-1.279	212	-.362	.049	-.220	-.535
130	-.557	.167	-.047	-1.532	213	-.362	.046	-.180	-.546
131	-.318	.049	-.143	-.556	214	-.361	.045	-.179	-.541
132	-.554	.179	-.040	-1.410	215	-.353	.044	-.184	-.528
133	-.343	.054	-.151	-.592	216	-.347	.044	-.190	-.512
134	-.256	.043	-.074	-.439	217	-.414	.066	-.193	-.659
135	-.192	.044	.021	-.447	218	-.363	.049	-.174	-.532
136	-.111	.057	.117	-.516	219	-.425	.070	-.176	-.722
137	-.118	.164	.253	-1.049	220	-.380	.055	-.194	-.555
138	-.279	.270	.191	-1.311	221	-.370	.049	-.237	-.563
139	-.495	.264	.154	-1.479	222	-.367	.047	-.213	-.523
140	-.562	.210	.156	-1.620	223	-.359	.047	-.194	-.554
141	-.335	.057	-.142	-.541	224	-.351	.046	-.197	-.545
142	-.516	.220	.008	-1.620	225	-.441	.069	-.141	-.714
143	-.221	.056	.015	-.430	226	-.367	.049	-.220	-.574
144	-.090	.056	.161	-.389	227	-.455	.080	-.229	-.789
145	-.042	.159	.315	-.793	228	-.407	.068	-.158	-.714
146	-.373	.185	.301	-1.255	229	-.393	.066	-.184	-.671
147	-.337	.068	-.100	-.660	230	-.384	.062	-.213	-.638
148	-.244	.059	.051	-.528	231	-.372	.057	-.223	-.604
149	-.183	.056	.095	-.400	232	-.355	.055	-.211	-.574
150	-.110	.058	.156	-.419	233	-.488	.093	-.113	-.947
151	-.064	.118	.206	-.901	234	-.392	.064	-.201	-.694
152	-.133	.209	.259	-1.099	235	-.464	.106	-.075	-.869
153	-.242	.240	.253	-1.369	236	-.409	.090	-.057	-.836
154	-.367	.186	.316	-1.208	237	-.424	.084	-.003	-.875
155	-.330	.063	-.126	-.583	238	-.389	.073	-.209	-.712

WIND ENGINEERING STUDY OF DENVER SQUARE
DENVER, COLORADO. CONFIGURATION 2
WIND DIRECTION 60

PRESSURE TAP NUMBER	MEAN PRESSURE COEFFICIENT	RMS PRESSURE COEFFICIENT	MAXIMUM PRESSURE COEFFICIENT	MINIMUM PRESSURE COEFFICIENT	PRESSURE TAP NUMBER	MEAN PRESSURE COEFFICIENT	RMS PRESSURE COEFFICIENT	MAXIMUM PRESSURE COEFFICIENT	MINIMUM PRESSURE COEFFICIENT
239	-.463	.118	.038	-1.158	334	-.543	.072	-.297	-.860
240	-.436	.113	.038	-1.006	335	-.550	.072	-.330	-.835
241	-.422	.104	.087	-.806	336	-.549	.077	-.329	-1.078
242	-.442	.088	-.201	-.949	337	-.579	.091	-.344	-1.027
243	-.407	.073	-.200	-.752	338	-.580	.096	-.246	-.959
244	-.370	.072	-.152	-.691	339	-.573	.099	-.150	-.935
245	-.474	.137	.020	-1.116	340	-.590	.137	-.155	-1.350
246	-.391	.074	-.129	-.646	341	-.567	.075	-.363	-.905
247	-.455	.150	-.050	-1.201	342	-.572	.136	-.137	-1.347
248	-.399	.100	-.069	-.929	343	-.613	.086	-.345	-.970
249	-.417	.102	.117	-.955	344	-.614	.099	-.341	-1.156
250	-.423	.078	-.228	-.751	345	-.581	.115	-.084	-.965
251	-.401	.069	-.197	-.719	346	-.472	.117	-.059	-.941
252	-.377	.069	-.156	-.767	347	-.636	.101	-.365	-1.135
253	-.322	.084	.026	-.599	348	-.633	.104	-.377	-1.173
254	-.408	.081	-.173	-.785	349	-.658	.106	-.387	-1.131
255	-.385	.063	-.156	-.619	350	-.673	.111	-.356	-1.173
256	-.304	.090	.065	-.763	351	-.604	.109	-.069	-1.025
257	-.394	.087	-.084	-.941	352	-.502	.120	-.003	-.869
258	-.370	.064	-.179	-.677	353	-.457	.118	-.015	-.835
301	-.466	.052	-.291	-.679	354	-.443	.104	.015	-1.078
302	-.471	.053	-.310	-.701	355	-.727	.141	-.359	-1.489
303	-.477	.057	-.312	-.899	356	-.374	.087	-.024	-.665
304	-.490	.066	-.255	-.887	357	-.792	.248	-.386	-1.923
305	-.503	.081	-.193	-.996	358	-.737	.195	.008	-1.515
306	-.497	.094	-.113	-1.028	359	-.573	.133	-.125	-1.087
307	-.505	.107	-.061	-1.065	360	-.451	.115	-.086	-.778
308	-.545	.156	-.096	-1.372	361	-.355	.095	-.027	-.824
309	-.437	.050	-.286	-.647	362	-.329	.096	-.021	-1.001
310	-.451	.053	-.281	-.662	363	-.287	.074	.029	-.610
311	-.472	.069	-.147	-.792	364	-.329	.081	-.057	-.661
312	-.530	.120	-.040	-1.086	365	-.465	.131	-.080	-.967
313	-.420	.049	-.268	-.604	366	-.330	.063	-.054	-.534
314	-.427	.048	-.278	-.606	367	-.284	.055	-.066	-.489
315	-.431	.049	-.284	-.619	368	-.257	.058	-.011	-.539
316	-.443	.055	-.281	-.742	369	-.263	.109	.045	-.707
317	-.481	.068	-.265	-.890	370	-.295	.060	-.093	-.530
318	-.495	.067	-.130	-.948	371	-.261	.050	-.105	-.432
319	-.521	.084	-.154	-.902	372	-.237	.054	-.036	-.437
320	-.581	.129	-.187	-1.201	401	.287	.119	.696	-.287
321	-.421	.055	-.225	-.626	402	.410	.121	.730	-.085
322	-.580	.139	-.236	-1.207	403	.365	.118	.678	-.122
323	-.432	.057	-.252	-.670	404	.276	.107	.621	-.147
324	-.438	.058	-.265	-.696	405	.210	.098	.511	-.128
325	-.458	.059	-.243	-.697	406	-.050	.070	.228	-.310
326	-.472	.065	-.254	-.765	407	.552	.131	.999	.125
327	-.486	.073	-.246	-.974	408	.571	.136	1.046	.128
328	-.495	.076	-.248	-.878	409	.539	.119	.924	.132
329	-.520	.085	-.255	-1.035	410	.353	.094	.677	.001
330	-.567	.132	-.266	-1.384	411	.293	.123	.737	-.129
331	-.458	.064	-.269	-.774	412	.584	.124	.954	.222
332	-.567	.130	-.210	-1.406	413	.587	.132	.936	.097
333	-.538	.073	-.287	-.881	414	.477	.118	.868	.112

WIND ENGINEERING STUDY OF DENVER SQUARE
DENVER, COLORADO. CONFIGURATION 2
WIND DIRECTION 60

PRESSURE TAP NUMBER	MEAN PRESSURE COEFFICIENT	RMS PRESSURE COEFFICIENT	MAXIMUM PRESSURE COEFFICIENT	MINIMUM PRESSURE COEFFICIENT	PRESSURE TAP NUMBER	MEAN PRESSURE COEFFICIENT	RMS PRESSURE COEFFICIENT	MAXIMUM PRESSURE COEFFICIENT	MINIMUM PRESSURE COEFFICIENT
415	.336	.105	.681	.012	451	.060	.065	.542	-.103
416	-.015	.069	.240	-.268	452	-.184	.080	.268	-.453
417	.263	.120	.755	-.107	453	.138	.053	.391	.003
418	-.038	.068	.305	-.244	454	.193	.060	.410	.029
419	.244	.123	.681	-.157	455	.088	.073	.307	-.217
420	.504	.129	.939	.166	456	.215	.069	.506	.044
421	.566	.135	.979	.196	457	.271	.085	.613	.047
422	.453	.116	.781	.116	458	.217	.074	.483	.018
423	.304	.101	.587	-.001	501	-.361	.094	-.004	-.631
424	-.074	.066	.149	-.312	502	-.515	.112	-.128	-.896
425	.233	.129	.670	-.237	503	-.661	.100	-.393	-1.183
426	-.088	.074	.222	-.331	504	-.636	.078	-.387	-1.085
427	.210	.126	.689	-.171	505	-.642	.086	-.364	-1.031
428	.439	.137	.948	.093	506	-.628	.093	-.249	-1.040
429	.475	.135	.929	.137	507	-.393	.093	-.063	-.723
430	.369	.121	.764	.063	508	-.280	.086	.002	-.586
431	.226	.102	.577	-.056					
432	-.120	.071	.152	-.330					
433	.168	.121	.621	-.259					
434	-.156	.081	.218	-.462					
435	.272	.115	.675	-.051					
436	.333	.116	.795	.067					
437	.338	.116	.784	.039					
438	.124	.108	.624	-.229					
439	.142	.120	.707	-.224					
440	.316	.109	.719	.030					
441	.327	.110	.763	.009					
442	.248	.102	.710	-.047					
443	.129	.097	.560	-.159					
444	-.161	.086	.229	-.465					
445	.128	.115	.666	-.235					
446	-.154	.095	.327	-.506					
447	.093	.092	.530	-.277					
448	.200	.071	.654	-.002					
449	.195	.069	.477	.044					
450	.145	.065	.497	-.035					

WIND ENGINEERING STUDY OF DENVER SQUARE
DENVER, COLORADO. CONFIGURATION 2
WIND DIRECTION 75

PRESSURE TAP NUMBER	MEAN PRESSURE COEFFICIENT	RMS PRESSURE COEFFICIENT	MAXIMUM PRESSURE COEFFICIENT	MINIMUM PRESSURE COEFFICIENT	PRESSURE TAP NUMBER	MEAN PRESSURE COEFFICIENT	RMS PRESSURE COEFFICIENT	MAXIMUM PRESSURE COEFFICIENT	MINIMUM PRESSURE COEFFICIENT
101	-.292	.038	-.140	-.416	156	-.044	.198	.502	-.857
102	-.132	.048	.034	-.337	157	-.333	.060	-.136	-.547
103	-.093	.057	.102	-.337	158	-.223	.041	-.006	-.410
104	-.069	.062	.143	-.313	159	-.153	.037	.019	-.328
105	-.045	.065	.250	-.811	160	-.089	.038	.067	-.213
106	-.032	.062	.157	-.449	161	-.021	.045	.148	-.422
107	-.001	.096	.222	-.964	162	-0.000	.067	.194	-.511
108	-.167	.252	.480	-1.699	163	-.011	.105	.225	-.738
109	-.044	.059	.179	-.290	164	-.070	.134	.222	-.783
110	.080	.078	.303	-.236	165	-.188	.039	-.022	-.340
111	.087	.082	.389	-.356	166	-.075	.039	.098	-.207
112	-.016	.245	.646	-1.057	167	.026	.052	.221	-.209
113	-.296	.038	-.150	-.433	168	-.007	.102	.242	-.543
114	-.140	.046	.030	-.320	169	-.185	.045	-.006	-.362
115	-.054	.059	.127	-.283	170	-.040	.053	.233	-.161
116	.020	.070	.236	-.279	171	.067	.060	.356	-.124
117	.094	.082	.330	-.317	172	.020	.105	.306	-.656
118	.133	.114	.422	-.589	201	-.421	.066	-.231	-.732
119	.109	.220	.545	-1.031	202	-.399	.051	-.240	-.633
120	-.061	.284	.726	-1.237	203	-.399	.048	-.254	-.664
121	-.303	.040	-.162	-.463	204	-.399	.047	-.269	-.618
122	-.036	.289	.765	-.897	205	-.399	.048	-.244	-.610
123	-.305	.044	-.159	-.473	206	-.394	.047	-.246	-.602
124	-.163	.052	.067	-.399	207	-.400	.051	-.227	-.631
125	-.080	.058	.134	-.256	208	-.402	.047	-.259	-.679
126	-.008	.068	.252	-.227	209	-.408	.045	-.280	-.575
127	.063	.092	.460	-.460	210	-.402	.045	-.277	-.549
128	.080	.144	.582	-.729	211	-.421	.054	-.207	-.668
129	.083	.223	.593	-.974	212	-.407	.047	-.250	-.587
130	-.044	.285	.749	-1.049	213	-.411	.043	-.302	-.670
131	-.336	.056	-.154	-.540	214	-.409	.043	-.290	-.620
132	-.047	.278	.734	-.985	215	-.399	.043	-.290	-.589
133	-.360	.059	-.145	-.611	216	-.390	.043	-.272	-.574
134	-.213	.054	.069	-.428	217	-.433	.060	-.164	-.706
135	-.119	.059	.140	-.352	218	-.405	.048	-.262	-.582
136	-.039	.069	.236	-.389	219	-.446	.062	-.234	-.781
137	.039	.099	.407	-.634	220	-.429	.056	-.247	-.712
138	.042	.162	.502	-.965	221	-.444	.054	-.296	-.712
139	-.007	.238	.522	-.991	222	-.431	.050	-.288	-.648
140	-.098	.267	.652	-.986	223	-.418	.049	-.262	-.617
141	-.357	.067	-.130	-.623	224	-.404	.049	-.239	-.610
142	-.077	.263	.729	-1.139	225	-.472	.073	-.193	-.781
143	-.181	.069	.125	-.425	226	-.416	.057	-.254	-.648
144	-.036	.078	.382	-.322	227	-.488	.079	-.262	-.827
145	.078	.112	.495	-.491	228	-.468	.071	-.221	-.806
146	-.014	.215	.568	-.825	229	-.487	.077	-.221	-.913
147	-.333	.071	-.007	-.617	230	-.465	.075	-.262	-.917
148	-.213	.063	.069	-.419	231	-.441	.066	-.246	-.801
149	-.136	.063	.209	-.488	232	-.417	.064	-.236	-.703
150	-.053	.072	.295	-.380	233	-.518	.105	-.156	-1.163
151	.037	.093	.400	-.526	234	-.452	.082	-.187	-.992
152	.045	.135	.514	-.672	235	-.498	.120	-.061	-.992
153	.034	.197	.577	-.827	236	-.495	.109	-.115	-.998
154	-.032	.241	.653	-1.118	237	-.521	.104	-.228	-1.099
155	-.342	.064	-.145	-.559	238	-.452	.088	-.226	-.857

WIND ENGINEERING STUDY OF DENVER SQUARE
DENVER, COLORADO. CONFIGURATION 2
WIND DIRECTION 75

PRESSURE TAP NUMBER	MEAN PRESSURE COEFFICIENT	RMS PRESSURE COEFFICIENT	MAXIMUM PRESSURE COEFFICIENT	MINIMUM PRESSURE COEFFICIENT	PRESSURE TAP NUMBER	MEAN PRESSURE COEFFICIENT	RMS PRESSURE COEFFICIENT	MAXIMUM PRESSURE COEFFICIENT	MINIMUM PRESSURE COEFFICIENT
239	-.480	.123	-.064	-1.237	334	-.579	.074	-.350	-.991
240	-.450	.119	.001	-.864	335	-.585	.076	-.375	-.933
241	-.466	.119	.214	-.940	336	-.580	.082	-.327	-.989
242	-.535	.112	-.294	-1.310	337	-.606	.094	-.345	-1.154
243	-.460	.080	-.235	-.915	338	-.604	.097	-.308	-1.092
244	-.415	.079	-.174	-.776	339	-.588	.094	-.292	-.996
245	-.462	.154	.021	-1.242	340	-.585	.123	-.229	-1.328
246	-.436	.085	-.195	-.822	341	-.598	.085	-.364	-1.001
247	-.420	.148	-.012	-1.208	342	-.576	.125	-.232	-1.224
248	-.384	.119	.033	-.885	343	-.635	.096	-.364	-1.132
249	-.476	.138	-.051	-1.123	344	-.633	.107	-.358	-1.169
250	-.496	.099	-.244	-.982	345	-.621	.118	-.245	-1.160
251	-.460	.082	-.219	-.815	346	-.511	.115	-.086	-1.007
252	-.431	.081	-.168	-.766	347	-.655	.100	-.388	-1.138
253	-.336	.104	.100	-.782	348	-.651	.102	-.375	-1.230
254	-.487	.111	-.164	-1.005	349	-.683	.120	-.402	-1.548
255	-.426	.074	-.226	-.732	350	-.696	.126	-.357	-1.397
256	-.300	.106	.211	-.784	351	-.618	.116	-.110	-1.166
257	-.452	.103	-.100	-1.020	352	-.516	.124	-.036	-.937
258	-.410	.074	-.161	-.756	353	-.460	.114	-.028	-.934
301	-.435	.051	-.253	-.640	354	-.441	.100	.034	-.927
302	-.439	.051	-.266	-.635	355	-.758	.146	-.370	-1.572
303	-.440	.052	-.269	-.643	356	-.361	.091	.135	-.858
304	-.442	.058	-.260	-.717	357	-.854	.273	-.326	-3.046
305	-.465	.069	-.263	-.917	358	-.803	.203	-.149	-1.697
306	-.467	.073	-.197	-1.039	359	-.633	.129	-.189	-1.297
307	-.466	.077	-.177	-1.140	360	-.489	.101	-.164	-.921
308	-.489	.102	-.161	-1.241	361	-.411	.107	-.123	-.979
309	-.422	.050	-.223	-.624	362	-.367	.100	.076	-.828
310	-.434	.051	-.250	-.618	363	-.308	.082	.117	-.735
311	-.454	.063	-.252	-.907	364	-.338	.101	.049	-1.010
312	-.466	.087	-.237	-.945	365	-.564	.129	-.195	-1.023
313	-.416	.047	-.257	-.595	366	-.373	.060	-.193	-.583
314	-.423	.046	-.270	-.620	367	-.322	.057	-.119	-.525
315	-.427	.046	-.266	-.686	368	-.294	.064	-.058	-.573
316	-.435	.048	-.246	-.638	369	-.368	.121	.048	-.791
317	-.455	.049	-.319	-.645	370	-.344	.057	-.129	-.555
318	-.460	.050	-.332	-.653	371	-.303	.053	-.123	-.522
319	-.460	.058	-.272	-.845	372	-.262	.061	-.015	-.546
320	-.482	.089	-.253	-.946	401	.459	.154	.905	-.395
321	-.429	.051	-.277	-.689	402	.362	.137	.762	-.214
322	-.508	.087	-.265	-.907	403	.272	.126	.631	-.206
323	-.453	.058	-.244	-.854	404	.162	.111	.462	-.290
324	-.457	.058	-.277	-.926	405	.102	.096	.373	-.415
325	-.471	.061	-.292	-.720	406	-.134	.060	.087	-.478
326	-.484	.064	-.309	-.842	407	.586	.171	1.015	-.462
327	-.495	.067	-.303	-.956	408	.455	.154	.841	-.222
328	-.494	.067	-.318	-.834	409	.417	.145	.799	-.335
329	-.501	.074	-.286	-.993	410	.218	.109	.510	-.333
330	-.530	.101	-.296	-1.029	411	.479	.190	1.084	-.119
331	-.477	.067	-.269	-.860	412	.521	.178	.995	-.023
332	-.538	.112	-.269	-1.241	413	.474	.143	.831	-.073
333	-.573	.074	-.326	-.918	414	.309	.114	.582	-.033

WIND ENGINEERING STUDY OF DENVER SQUARE
DENVER, COLORADO. CONFIGURATION 2
WIND DIRECTION 75

PRESSURE TAP NUMBER	MEAN PRESSURE COEFFICIENT	RMS PRESSURE COEFFICIENT	MAXIMUM PRESSURE COEFFICIENT	MINIMUM PRESSURE COEFFICIENT	PRESSURE TAP NUMBER	MEAN PRESSURE COEFFICIENT	RMS PRESSURE COEFFICIENT	MAXIMUM PRESSURE COEFFICIENT	MINIMUM PRESSURE COEFFICIENT
415	.164	.096	.415	-.127	451	.043	.067	.495	-.121
416	-.140	.059	.059	-.359	452	-.216	.087	.171	-.595
417	.407	.193	.977	-.186	453	.156	.053	.413	.012
418	-.154	.072	.090	-.402	454	.167	.055	.413	.027
419	.327	.169	.921	-.187	455	.076	.064	.283	-.227
420	.400	.158	.982	.017	456	.200	.061	.485	.051
421	.385	.146	.835	-.029	457	.223	.080	.662	.046
422	.253	.124	.652	-.082	458	.180	.076	.538	-.034
423	.117	.109	.478	-.183	501	-.455	.066	-.193	-.706
424	-.192	.072	.102	-.496	502	-.777	.190	-.060	-1.334
425	.296	.155	.835	-.305	503	-.906	.215	-.189	-1.537
426	-.190	.078	.079	-.460	504	-.769	.144	-.245	-1.360
427	.249	.123	.749	-.262	505	-.609	.092	-.309	-1.137
428	.322	.125	.785	-.007	506	-.420	.113	-.072	-.832
429	.317	.124	.934	.007	507	-.133	.070	.052	-.436
430	.219	.118	.806	-.173	508	-.214	.115	-.004	-.684
431	.101	.107	.571	-.224					
432	-.198	.089	.154	-.498					
433	.208	.114	.699	-.313					
434	-.228	.100	.216	-.565					
435	.240	.100	.655	-.064					
436	.240	.114	.723	-.018					
437	.225	.113	.890	-.113					
438	.030	.115	.564	-.358					
439	.180	.092	.589	-.134					
440	.239	.085	.872	.037					
441	.234	.099	.704	.024					
442	.152	.106	.641	-.095					
443	.046	.104	.583	-.219					
444	-.240	.091	.145	-.534					
445	.150	.089	.671	-.379					
446	-.222	.105	.243	-.589					
447	.134	.076	.728	-.110					
448	.177	.067	.658	-.010					
449	.170	.058	.473	.018					
450	.117	.061	.532	-.072					

WIND ENGINEERING STUDY OF DENVER SQUARE
DENVER, COLORADO, CONFIGURATION 2
WIND DIRECTION 90

PRESSURE TAP NUMBER	MEAN PRESSURE COEFFICIENT	RMS PRESSURE COEFFICIENT	MAXIMUM PRESSURE COEFFICIENT	MINIMUM PRESSURE COEFFICIENT	PRESSURE TAP NUMBER	MEAN PRESSURE COEFFICIENT	RMS PRESSURE COEFFICIENT	MAXIMUM PRESSURE COEFFICIENT	MINIMUM PRESSURE COEFFICIENT
101	-.262	.037	-.123	-.401	156	.147	.114	.532	-.456
102	-.046	.052	.145	-.203	157	-.341	.075	-.117	-.655
103	.018	.060	.232	-.170	158	-.164	.045	.038	-.333
104	.070	.065	.312	-.142	159	-.081	.038	.125	-.217
105	.124	.075	.340	-.127	160	-.023	.037	.131	-.162
106	.170	.085	.405	-.132	161	.046	.036	.201	-.097
107	.252	.103	.547	-.104	162	.073	.039	.221	-.087
108	.415	.134	.774	-.067	163	.085	.047	.229	-.133
109	.073	.060	.259	-.164	164	.058	.085	.271	-.347
110	.251	.080	.507	-.016	165	-.139	.047	.025	-.288
111	.351	.097	.646	.036	166	.017	.047	.202	-.152
112	.560	.136	.935	.044	167	.115	.051	.320	-.065
113	-.242	.038	-.117	-.368	168	.103	.061	.289	-.261
114	.003	.055	.182	-.189	169	-.124	.051	.093	-.350
115	.134	.071	.359	-.086	170	.056	.060	.367	-.106
116	.240	.085	.524	-.007	171	.148	.071	.482	-.015
117	.352	.096	.630	.030	172	.122	.069	.375	-.118
118	.429	.106	.729	.101	201	-.455	.085	-.239	-1.002
119	.506	.121	.874	.149	202	-.440	.062	-.256	-.718
120	.570	.142	.982	-.102	203	-.444	.055	-.270	-.642
121	-.264	.042	-.108	-.402	204	-.443	.051	-.264	-.636
122	.533	.149	.982	-.132	205	-.451	.051	-.284	-.662
123	-.264	.048	-.099	-.460	206	-.441	.051	-.289	-.646
124	-.039	.058	.207	-.223	207	-.443	.061	-.270	-.749
125	.093	.062	.302	-.067	208	-.440	.047	-.314	-.658
126	.198	.074	.444	-.004	209	-.439	.046	-.290	-.623
127	.310	.093	.612	.044	210	-.431	.045	-.290	-.618
128	.381	.105	.713	.078	211	-.468	.067	-.289	-.935
129	.434	.123	.806	.081	212	-.450	.051	-.296	-.684
130	.477	.146	.910	-.325	213	-.459	.050	-.309	-.678
131	-.289	.055	-.101	-.506	214	-.447	.049	-.303	-.653
132	.442	.156	.859	-.302	215	-.438	.048	-.306	-.611
133	-.326	.066	-.131	-.543	216	-.424	.047	-.286	-.583
134	-.098	.052	.147	-.260	217	-.488	.071	-.236	-.838
135	.033	.061	.317	-.152	218	-.440	.055	-.290	-.621
136	.140	.078	.432	-.081	219	-.506	.080	-.242	-.860
137	.252	.099	.580	0.000	220	-.489	.066	-.302	-.750
138	.313	.113	.712	.028	221	-.491	.068	-.267	-.853
139	.362	.127	.805	.003	222	-.469	.062	-.273	-.797
140	.378	.156	.877	-.180	223	-.456	.061	-.262	-.670
141	-.326	.068	-.084	-.593	224	-.435	.061	-.245	-.667
142	.333	.163	.836	-.258	225	-.512	.089	-.240	-.985
143	-.094	.060	.204	-.366	226	-.446	.070	-.202	-.708
144	.084	.075	.348	-.137	227	-.517	.101	-.189	-1.017
145	.261	.113	.628	-.102	228	-.512	.087	-.243	-.930
146	.309	.147	.737	-.526	229	-.538	.091	-.275	-.995
147	-.320	.079	-.052	-.619	230	-.494	.080	-.281	-.963
148	-.127	.057	.105	-.320	231	-.468	.080	-.255	-1.015
149	-.032	.059	.293	-.205	232	-.441	.078	-.164	-.914
150	.068	.074	.410	-.121	233	-.522	.110	-.083	-1.061
151	.176	.090	.518	-.046	234	-.443	.083	-.203	-.777
152	.216	.100	.664	-.021	235	-.532	.128	-.075	-1.012
153	.260	.111	.665	-.255	236	-.519	.115	.075	-.970
154	.244	.147	.731	-.860	237	-.522	.105	-.200	-1.009
155	-.333	.072	-.115	-.636	238	-.454	.093	-.191	-.846

WIND ENGINEERING STUDY OF DENVER SQUARE
DENVER, COLORADO. CONFIGURATION 2
WIND DIRECTION 90

PRESSURE TAP NUMBER	MEAN PRESSURE COEFFICIENT	RMS PRESSURE COEFFICIENT	MAXIMUM PRESSURE COEFFICIENT	MINIMUM PRESSURE COEFFICIENT	PRESSURE TAP NUMBER	MEAN PRESSURE COEFFICIENT	RMS PRESSURE COEFFICIENT	MAXIMUM PRESSURE COEFFICIENT	MINIMUM PRESSURE COEFFICIENT
239	-.533	.160	.035	-1.337	334	-.516	.067	-.318	-.799
240	-.499	.133	.134	-.964	335	-.526	.069	-.327	-.861
241	-.536	.126	-.078	-1.086	336	-.525	.075	-.273	-.957
242	-.538	.103	-.249	-.997	337	-.557	.085	-.352	-1.053
243	-.481	.088	-.204	-.988	338	-.558	.082	-.284	-.963
244	-.438	.087	-.173	-.733	339	-.547	.078	-.347	-.960
245	-.459	.198	.096	-1.435	340	-.536	.096	-.185	-1.015
246	-.468	.094	-.171	-.858	341	-.545	.073	-.336	-.886
247	-.347	.162	.036	-1.338	342	-.536	.105	-.233	-1.200
248	-.348	.134	.066	-.894	343	-.578	.080	-.353	-.933
249	-.473	.156	.098	-1.292	344	-.576	.089	-.342	-1.012
250	-.554	.128	-.233	-1.203	345	-.595	.095	-.221	-.999
251	-.518	.109	-.234	-1.038	346	-.518	.104	-.125	-.957
252	-.480	.102	-.203	-.910	347	-.601	.087	-.326	-1.097
253	-.274	.119	.095	-1.029	348	-.596	.086	-.355	-1.062
254	-.479	.149	.015	-1.172	349	-.615	.103	-.161	-1.161
255	-.510	.119	-.191	-1.076	350	-.631	.102	-.367	-1.145
256	-.264	.121	.189	-.798	351	-.598	.101	-.270	-1.122
257	-.477	.156	.210	-1.151	352	-.522	.108	-.122	-.922
258	-.507	.117	-.222	-1.062	353	-.469	.111	-.090	-1.000
301	-.422	.045	-.256	-.576	354	-.449	.107	-.069	-.963
302	-.425	.044	-.252	-.576	355	-.674	.132	-.404	-1.418
303	-.427	.043	-.275	-.573	356	-.329	.112	.170	-.801
304	-.420	.044	-.256	-.576	357	-.707	.214	-.344	-2.118
305	-.425	.050	-.255	-.634	358	-.684	.174	-.165	-1.478
306	-.421	.055	-.243	-1.009	359	-.609	.126	-.183	-1.062
307	-.424	.069	-.227	-1.086	360	-.492	.108	-.077	-.865
308	-.428	.076	-.190	-.974	361	-.419	.109	.008	-.987
309	-.415	.041	-.275	-.552	362	-.359	.129	.209	-.778
310	-.420	.039	-.305	-.573	363	-.271	.106	.080	-.705
311	-.424	.043	-.286	-.618	364	-.278	.110	.072	-.717
312	-.413	.057	-.223	-.900	365	-.576	.122	-.224	-1.119
313	-.410	.040	-.258	-.536	366	-.363	.062	-.170	-.622
314	-.414	.038	-.284	-.532	367	-.306	.062	-.089	-.553
315	-.420	.038	-.292	-.571	368	-.257	.072	-.027	-.592
316	-.419	.038	-.286	-.544	369	-.402	.122	-.057	-.948
317	-.438	.040	-.303	-.643	370	-.337	.059	-.125	-.554
318	-.437	.041	-.314	-.564	371	-.282	.056	-.062	-.473
319	-.437	.044	-.251	-.611	372	-.233	.066	.030	-.497
320	-.436	.055	-.245	-.651	401	.330	.145	.689	-.488
321	-.415	.043	-.271	-.574	402	.198	.094	.454	-.114
322	-.459	.057	-.308	-.804	403	.113	.081	.417	-.136
323	-.427	.050	-.252	-.626	404	.022	.067	.334	-.188
324	-.428	.050	-.294	-.648	405	-.039	.058	.145	-.240
325	-.448	.054	-.286	-.702	406	-.219	.040	-.047	-.357
326	-.461	.059	-.277	-.823	407	.468	.162	.877	-.070
327	-.468	.059	-.278	-.949	408	.260	.095	.556	-.041
328	-.461	.056	-.297	-.741	409	.287	.088	.541	-.015
329	-.477	.061	-.278	-.799	410	.097	.060	.280	-.118
330	-.496	.070	-.270	-.892	411	.499	.168	.922	-.191
331	-.454	.060	-.239	-.719	412	.447	.111	.753	-.022
332	-.517	.087	-.239	-1.084	413	.339	.097	.768	.036
333	-.507	.066	-.317	-.769	414	.153	.071	.454	-.059

WIND ENGINEERING STUDY OF DENVER SQUARE
DENVER, COLORADO. CONFIGURATION 2
WIND DIRECTION 90

PRESSURE TAP NUMBER	MEAN PRESSURE COEFFICIENT	RMS PRESSURE COEFFICIENT	MAXIMUM PRESSURE COEFFICIENT	MINIMUM PRESSURE COEFFICIENT	PRESSURE TAP NUMBER	MEAN PRESSURE COEFFICIENT	RMS PRESSURE COEFFICIENT	MAXIMUM PRESSURE COEFFICIENT	MINIMUM PRESSURE COEFFICIENT
415	.011	.057	.244	-.142	451	.058	.052	.323	-.094
416	-.237	.038	-.075	-.355	452	-.210	.066	.083	-.500
417	.444	.172	.944	-.324	453	.186	.060	.422	.013
418	-.237	.038	-.049	-.343	454	.209	.068	.442	.035
419	.417	.176	.907	-.396	455	.217	.081	.532	.015
420	.397	.113	.796	-.192	456	.231	.074	.513	.006
421	.353	.091	.620	.089	457	.234	.078	.664	.056
422	.165	.064	.364	-.030	458	.241	.085	.672	-.006
423	.019	.052	.197	-.135	501	-.541	.075	-.283	-.836
424	-.256	.041	-.087	-.422	502	-.667	.115	-.361	-1.158
425	.387	.168	.861	-.232	503	-.812	.174	-.111	-1.331
426	-.245	.048	-.056	-.392	504	-.819	.118	-.426	-1.234
427	.336	.171	.849	-.476	505	-.590	.079	-.245	-.866
428	.338	.114	.704	-.050	506	-.310	.052	-.144	-.620
429	.298	.103	.639	.022	507	-.315	.097	.028	-.631
430	.155	.076	.467	-.038	508	-.571	.090	-.189	-.869
431	.029	.058	.268	-.166					
432	-.261	.053	-.062	-.462					
433	.272	.186	.898	-.516					
434	-.280	.062	-.032	-.535					
435	.235	.154	.786	-.344					
436	.204	.095	.597	-.080					
437	.190	.097	.612	-.066					
438	.002	.072	.350	-.246					
439	.196	.166	.762	-.565					
440	.222	.120	.695	-.230					
441	.233	.098	.659	-.032					
442	.134	.079	.431	-.049					
443	.029	.067	.280	-.183					
444	-.251	.064	.021	-.513					
445	.152	.113	.639	-.332					
446	-.225	.072	.084	-.597					
447	.148	.071	.460	-.170					
448	.173	.068	.437	-.075					
449	.165	.062	.459	-.106					
450	.127	.057	.355	-.022					

WIND ENGINEERING STUDY OF DENVER SQUARE
DENVER, COLORADO. CONFIGURATION 2
WIND DIRECTION 105

PRESSURE TAP NUMBER	MEAN PRESSURE COEFFICIENT	RMS PRESSURE COEFFICIENT	MAXIMUM PRESSURE COEFFICIENT	MINIMUM PRESSURE COEFFICIENT	PRESSURE TAP NUMBER	MEAN PRESSURE COEFFICIENT	RMS PRESSURE COEFFICIENT	MAXIMUM PRESSURE COEFFICIENT	MINIMUM PRESSURE COEFFICIENT
101	-.136	.050	.076	-.334	156	.079	.081	.345	-.411
102	.120	.078	.445	-.179	157	-.281	.076	-.082	-.595
103	.189	.088	.515	-.120	158	-.121	.042	.050	-.316
104	.231	.094	.536	-.121	159	-.054	.036	.149	-.215
105	.280	.101	.553	-.117	160	-.013	.034	.183	-.153
106	.339	.111	.638	-.088	161	.032	.035	.180	-.091
107	.420	.125	.776	-.040	162	.047	.035	.182	-.056
108	.468	.132	.855	-.007	163	.057	.040	.200	-.187
109	.236	.095	.514	-.127	164	.032	.074	.248	-.444
110	.432	.123	.777	-.032	165	-.079	.046	.131	-.251
111	.556	.146	.945	.057	166	.049	.043	.265	-.091
112	.619	.146	.991	.032	167	.106	.045	.306	-.016
113	-.112	.057	.088	-.282	168	.085	.056	.242	-.172
114	.184	.095	.492	-.135	169	-.065	.050	.118	-.223
115	.328	.118	.642	-.073	170	.088	.055	.304	-.076
116	.422	.134	.754	-.026	171	.145	.060	.386	-.027
117	.498	.137	.913	.098	172	.107	.064	.327	-.151
118	.548	.145	.974	.129	201	-.425	.104	-.171	-.924
119	.579	.152	1.007	.070	202	-.407	.078	-.165	-.880
120	.478	.152	1.011	-.186	203	-.407	.063	-.159	-.759
121	-.137	.061	.101	-.370	204	-.398	.056	-.204	-.689
122	.465	.158	.947	-.083	205	-.396	.056	-.204	-.636
123	-.148	.069	.119	-.433	206	-.389	.055	-.201	-.596
124	.114	.101	.452	-.184	207	-.416	.085	-.152	-.848
125	.233	.113	.593	-.133	208	-.382	.054	-.198	-.601
126	.323	.128	.745	-.045	209	-.376	.050	-.227	-.614
127	.409	.148	.876	.004	210	-.368	.048	-.215	-.541
128	.449	.158	.948	.075	211	-.432	.085	-.234	-.900
129	.468	.157	.957	.061	212	-.399	.065	-.217	-.672
130	.387	.150	.894	-.022	213	-.403	.055	-.202	-.650
131	-.194	.072	.078	-.508	214	-.390	.050	-.194	-.591
132	.338	.139	.850	-.105	215	-.383	.048	-.197	-.547
133	-.256	.074	.012	-.552	216	-.365	.049	-.171	-.532
134	-.018	.081	.287	-.285	217	-.439	.093	-.220	-1.005
135	.092	.091	.434	-.185	218	-.373	.062	-.154	-.586
136	.172	.103	.538	-.084	219	-.473	.110	-.228	-1.043
137	.250	.117	.777	-.020	220	-.437	.088	-.214	-.887
138	.287	.125	.903	.036	221	-.447	.080	-.218	-.776
139	.309	.130	.923	.023	222	-.422	.074	-.222	-.741
140	.271	.125	.839	-.212	223	-.411	.072	-.220	-.676
141	-.288	.081	.013	-.725	224	-.388	.072	-.191	-.659
142	.233	.120	.717	-.232	225	-.496	.121	-.211	-1.184
143	-.105	.069	.228	-.386	226	-.398	.082	-.152	-.782
144	.042	.071	.508	-.249	227	-.504	.138	-.118	-1.216
145	.159	.082	.617	-.098	228	-.479	.108	-.036	-1.020
146	.197	.085	.544	-.239	229	-.507	.120	-.152	-1.028
147	-.289	.079	-.019	-.673	230	-.460	.105	-.109	-1.016
148	-.104	.053	.124	-.369	231	-.432	.098	-.131	-.972
149	-.025	.050	.216	-.209	232	-.404	.094	-.073	-.910
150	.037	.057	.343	-.164	233	-.517	.186	.047	-1.291
151	.105	.060	.360	-.052	234	-.478	.133	-.112	-1.365
152	.134	.063	.412	-.056	235	-.427	.191	.161	-1.201
153	.157	.070	.525	-.043	236	-.504	.174	.248	-1.434
154	.144	.090	.489	-.326	237	-.554	.158	-.012	-1.283
155	-.273	.074	-.063	-.630	238	-.493	.138	-.143	-1.593

WIND ENGINEERING STUDY OF DENVER SQUARE
DENVER, COLORADO. CONFIGURATION 2
WIND DIRECTION 105

PRESSURE TAP NUMBER	MEAN PRESSURE COEFFICIENT	RMS PRESSURE COEFFICIENT	MAXIMUM PRESSURE COEFFICIENT	MINIMUM PRESSURE COEFFICIENT	PRESSURE TAP NUMBER	MEAN PRESSURE COEFFICIENT	RMS PRESSURE COEFFICIENT	MAXIMUM PRESSURE COEFFICIENT	MINIMUM PRESSURE COEFFICIENT
239	-.380	.194	.188	-1.462	334	-.449	.094	-.196	-.879
240	-.386	.165	.126	-.998	335	-.466	.095	-.199	-.843
241	-.444	.178	.173	-1.174	336	-.501	.099	-.240	-.960
242	-.544	.164	-.015	-1.554	337	-.511	.095	-.225	-.934
243	-.481	.139	-.158	-1.424	338	-.480	.087	-.159	-.926
244	-.447	.127	-.030	-1.242	339	-.441	.086	-.134	-.867
245	-.210	.132	.138	-.967	340	-.441	.104	-.123	-.853
246	-.479	.138	-.125	-1.854	341	-.469	.106	-.097	-.964
247	-.131	.080	.182	-.472	342	-.401	.122	.041	-1.008
248	-.131	.085	.161	-.442	343	-.511	.120	-.155	-1.238
249	-.214	.132	.381	-1.195	344	-.575	.131	-.234	-1.197
250	-.578	.194	-.009	-1.585	345	-.458	.114	-.029	-.929
251	-.528	.160	-.181	-1.311	346	-.335	.119	.049	-1.037
252	-.482	.142	-.153	-1.101	347	-.541	.129	-.211	-1.256
253	-.070	.073	.169	-.457	348	-.572	.138	-.240	-1.456
254	-.136	.148	.333	-1.057	349	-.641	.166	-.278	-1.666
255	-.505	.155	-.173	-1.291	350	-.634	.124	-.317	-1.102
256	-.046	.084	.307	-.357	351	-.467	.120	-.467	-.949
257	-.081	.158	.448	-.855	352	-.341	.101	.064	-.692
258	-.494	.162	-.108	-1.157	353	-.270	.107	.143	-.893
301	-.338	.049	-.159	-.547	354	-.284	.119	.103	-.768
302	-.344	.048	-.174	-.553	355	-.715	.175	-.290	-1.517
303	-.350	.049	-.198	-.567	356	-.184	.114	.155	-.825
304	-.342	.054	-.172	-.716	357	-.931	.358	-.251	-2.676
305	-.345	.077	-.085	-1.273	358	-.705	.208	-.096	-1.595
306	-.350	.087	-.146	-1.266	359	-.506	.143	-.077	-1.043
307	-.356	.083	-.136	-1.338	360	-.388	.139	.091	-1.122
308	-.365	.086	-.155	-.921	361	-.285	.146	.237	-.983
309	-.339	.047	-.172	-.524	362	-.198	.101	.217	-.680
310	-.348	.046	-.198	-.525	363	-.188	.091	.105	-.692
311	-.358	.048	-.227	-.576	364	-.173	.101	.090	-.685
312	-.347	.051	-.174	-.568	365	-.455	.136	-.096	-1.025
313	-.338	.043	-.201	-.495	366	-.256	.069	-.018	-.538
314	-.347	.042	-.211	-.538	367	-.209	.063	.002	-.454
315	-.358	.041	-.233	-.499	368	-.177	.068	.080	-.566
316	-.355	.043	-.210	-.548	369	-.307	.094	-.043	-.706
317	-.362	.045	-.240	-.538	370	-.209	.056	.014	-.463
318	-.364	.045	-.247	-.530	371	-.178	.053	.026	-.489
319	-.368	.046	-.228	-.565	372	-.163	.071	.074	-.454
320	-.376	.056	-.210	-.642	401	-.364	.212	.361	-1.051
321	-.338	.052	-.205	-.587	402	-.031	.136	.224	-.799
322	-.403	.061	-.211	-.771	403	-.033	.056	.164	-.437
323	-.350	.060	-.172	-.565	404	-.081	.044	.095	-.271
324	-.352	.049	-.225	-.528	405	-.118	.039	.032	-.256
325	-.373	.060	-.215	-.713	406	-.231	.038	-.113	-.367
326	-.394	.062	-.201	-.649	407	-.172	.206	.437	-.879
327	-.411	.066	-.231	-.778	408	.069	.063	.303	-.312
328	-.399	.064	-.234	-.722	409	.101	.062	.332	-.249
329	-.414	.063	-.227	-.690	410	-.018	.043	.190	-.174
330	-.432	.073	-.207	-.742	411	-.193	.216	.522	-.982
331	-.374	.074	-.165	-.693	412	-.011	.249	.465	-1.140
332	-.433	.087	-.109	-.791	413	.109	.106	.399	-.808
333	-.432	.097	-.080	-.799	414	.013	.052	.200	-.198

WIND ENGINEERING STUDY OF DENVER SQUARE
DENVER, COLORADO. CONFIGURATION 2
WIND DIRECTION 105

PRESSURE TAP NUMBER	MEAN PRESSURE COEFFICIENT	RMS PRESSURE COEFFICIENT	MAXIMUM PRESSURE COEFFICIENT	MINIMUM PRESSURE COEFFICIENT	PRESSURE TAP NUMBER	MEAN PRESSURE COEFFICIENT	RMS PRESSURE COEFFICIENT	MAXIMUM PRESSURE COEFFICIENT	MINIMUM PRESSURE COEFFICIENT
415	-.084	.042	.072	-.236	451	.019	.054	.333	-.133
416	-.246	.038	-.113	-.388	452	-.243	.088	.056	-.617
417	-.162	.226	.594	-.907	453	.123	.049	.327	-.046
418	-.235	.040	-.085	-.385	454	.120	.047	.359	-.010
419	-.112	.242	.745	-.795	455	.056	.051	.319	-.112
420	.042	.223	.579	-.871	456	.148	.053	.451	-.082
421	.113	.109	.429	-.495	457	.154	.058	.451	-.017
422	.034	.055	.250	-.190	458	.125	.058	.407	-.029
423	-.060	.047	.117	-.260	501	-.554	.100	-.195	-1.223
424	-.241	.046	-.092	-.433	502	-.599	.083	-.318	-1.138
425	-.057	.245	.606	-.803	503	-.746	.144	-.323	-1.367
426	-.219	.056	.268	-.459	504	-.581	.130	-.140	-1.021
427	.008	.231	.636	-.789	505	-.464	.086	-.181	-.789
428	.111	.169	.582	-.721	506	-.330	.091	-.042	-.639
429	.140	.100	.503	-.521	507	-.420	.092	-.086	-.896
430	.078	.066	.379	-.183	508	-.545	.102	-.069	-.950
431	-.004	.058	.230	-.222					
432	-.201	.062	-.009	-.401					
433	-.274	.187	.326	-.983					
434	-.590	.072	-.332	-.841					
435	-.210	.127	.185	-.878					
436	-.195	.063	.071	-.422					
437	.128	.071	.489	-.063					
438	-.021	.065	.234	-.297					
439	.112	.137	.606	-.653					
440	.141	.090	.595	-.446					
441	.155	.069	.456	-.172					
442	.086	.060	.451	-.065					
443	-.002	.059	.319	-.183					
444	-.241	.076	.019	-.577					
445	.109	.094	.467	-.474					
446	-.258	.085	.061	-.601					
447	.097	.055	.411	-.290					
448	.119	.057	.508	-.143					
449	.129	.055	.335	-.020					
450	.087	.054	.427	-.076					

WIND ENGINEERING STUDY OF DENVER SQUARE
DENVER, COLORADO. CONFIGURATION 2
WIND DIRECTION 120

PRESSURE TAP NUMBER	MEAN PRESSURE COEFFICIENT	RMS PRESSURE COEFFICIENT†	MAXIMUM PRESSURE COEFFICIENT	MINIMUM PRESSURE COEFFICIENT	PRESSURE TAP NUMBER	MEAN PRESSURE COEFFICIENT	RMS PRESSURE COEFFICIENT	MAXIMUM PRESSURE COEFFICIENT	MINIMUM PRESSURE COEFFICIENT
101	.016	.089	.375	-.305	156	-.012	.053	.242	-.297
102	.288	.119	.658	-.166	157	-.254	.087	-.009	-.685
103	.343	.126	.752	-.158	158	-.089	.050	.145	-.301
104	.364	.127	.773	-.130	159	-.043	.045	.156	-.218
105	.401	.123	.729	0.000	160	-.018	.046	.219	-.192
106	.437	.123	.779	.027	161	.008	.043	.175	-.159
107	.467	.126	.798	-.067	162	.007	.040	.198	-.168
108	.325	.120	.701	-.287	163	-.001	.038	.176	-.178
109	.331	.119	.702	-.041	164	-.034	.051	.145	-.256
110	.509	.141	.915	.049	165	-.035	.046	.156	-.215
111	.593	.149	1.044	.133	166	.060	.048	.239	-.066
112	.544	.145	.930	.039	167	.110	.053	.308	-.037
113	-.007	.078	.304	-.360	168	.051	.046	.203	-.120
114	.307	.109	.635	-.102	169	.008	.054	.196	-.178
115	.439	.129	.788	.001	170	.135	.062	.417	-.064
116	.517	.142	.899	.092	171	.188	.074	.513	-.014
117	.567	.144	.995	.124	172	.142	.064	.413	-.037
118	.586	.147	1.010	.090	201	-.407	.192	.185	-1.977
119	.550	.146	.979	.055	202	-.369	.126	.125	-1.024
120	.243	.128	.646	-.221	203	-.370	.125	.083	-1.179
121	-.044	.080	.278	-.398	204	-.367	.113	-.096	-1.067
122	.223	.131	.684	-.338	205	-.350	.090	-.049	-1.218
123	-.064	.082	.228	-.347	206	-.342	.079	-.068	-1.075
124	.221	.096	.539	-.047	207	-.383	.142	.063	-1.041
125	.341	.109	.701	.027	208	-.349	.101	-.006	-1.144
126	.429	.120	.821	.084	209	-.340	.095	.093	-1.000
127	.498	.136	.915	.145	210	-.323	.078	-.106	-.867
128	.508	.142	1.015	.117	211	-.417	.147	-.017	-1.102
129	.446	.138	.899	.024	212	-.385	.111	.032	-.939
130	.182	.130	.587	-.227	213	-.376	.104	-.073	-.867
131	-.124	.079	.203	-.483	214	-.357	.091	-.121	-.887
132	.148	.133	.610	-.277	215	-.338	.078	-.106	-.778
133	-.200	.084	.070	-.629	216	-.324	.074	-.116	-.707
134	.094	.087	.468	-.209	217	-.439	.148	-.009	-1.137
135	.218	.097	.668	-.073	218	-.351	.088	-.073	-.787
136	.302	.112	.764	.001	219	-.463	.153	-.045	-1.223
137	.377	.133	.851	.001	220	-.431	.123	-.031	-1.000
138	.384	.138	.867	.033	221	-.432	.124	-.084	-.931
139	.348	.133	.844	.034	222	-.415	.109	-.081	-.958
140	.118	.119	.589	-.231	223	-.397	.096	-.070	-.772
141	-.243	.090	.117	-.743	224	-.383	.093	-.077	-.715
142	.073	.111	.547	-.286	225	-.467	.153	-.105	-1.253
143	-.064	.076	.212	-.417	226	-.408	.107	-.003	-1.121
144	.122	.094	.473	-.122	227	-.436	.163	.016	-1.373
145	.222	.114	.636	-.032	228	-.418	.133	.022	-.916
146	.142	.105	.590	-.106	229	-.452	.151	.060	-1.288
147	-.282	.085	.017	-.716	230	-.470	.154	.112	-1.525
148	-.064	.050	.155	-.215	231	-.452	.143	-.063	-1.297
149	.038	.059	.261	-.245	232	-.427	.130	-.084	-1.101
150	.131	.085	.486	-.158	233	-.448	.172	-.009	-1.315
151	.195	.099	.582	-.069	234	-.517	.147	-.160	-1.363
152	.185	.093	.566	-.050	235	-.317	.172	.140	-1.032
153	.143	.090	.544	-.067	236	-.450	.193	.186	-1.165
154	.012	.079	.362	-.279	237	-.544	.184	.163	-1.625
155	-.273	.094	-.019	-.658	238	-.530	.155	-.111	-1.504

WIND ENGINEERING STUDY OF DENVER SQUARE
DENVER, COLORADO. CONFIGURATION 2
WIND DIRECTION 120

PRESSURE TAP NUMBER	MEAN PRESSURE COEFFICIENT	RMS PRESSURE COEFFICIENT	MAXIMUM PRESSURE COEFFICIENT	MINIMUM PRESSURE COEFFICIENT	PRESSURE TAP NUMBER	MEAN PRESSURE COEFFICIENT	RMS PRESSURE COEFFICIENT	MAXIMUM PRESSURE COEFFICIENT	MINIMUM PRESSURE COEFFICIENT
239	-.233	.141	.172	-.885	334	-.340	.082	-.101	-.834
240	-.259	.154	.122	-.800	335	-.357	.080	-.137	-.689
241	-.357	.189	.221	-1.033	336	-.380	.085	-.160	-.741
242	-.583	.212	.212	-1.511	337	-.387	.079	-.157	-.692
243	-.566	.185	-.092	-1.566	338	-.372	.075	-.105	-.661
244	-.528	.158	-.129	-1.315	339	-.376	.096	-.071	-.772
245	-.114	.084	.138	-.425	340	-.418	.117	-.040	-1.067
246	-.515	.203	-.088	-1.661	341	-.369	.102	-.098	-.858
247	-.101	.067	.116	-.484	342	-.376	.129	.016	-.895
248	-.086	.049	.086	-.322	343	-.409	.118	-.099	-1.032
249	-.099	.065	.145	-.379	344	-.451	.121	-.154	-.990
250	-.257	.181	.343	-1.094	345	-.327	.097	.077	-.766
251	-.461	.238	.289	-1.857	346	-.287	.138	.178	-.946
252	-.519	.242	-.074	-2.014	347	-.437	.130	-.077	-1.159
253	-.064	.046	.098	-.212	348	-.458	.139	-.165	-1.521
254	-.055	.059	.206	-.300	349	-.485	.146	-.147	-1.296
255	-.339	.152	.009	-1.168	350	-.445	.129	.031	-1.156
256	-.049	.049	.137	-.206	351	-.312	.115	.068	-.764
257	-.033	.066	.221	-.278	352	-.221	.102	.174	-.658
258	-.330	.182	.061	-1.667	353	-.198	.113	.135	-.827
301	-.230	.056	.009	-.416	354	-.209	.131	.132	-1.073
302	-.235	.055	-.032	-.435	355	-.541	.163	-.096	-1.339
303	-.235	.055	-.025	-.499	356	-.110	.102	.214	-.586
304	-.240	.058	-.003	-.714	357	-.749	.301	-.187	-2.691
305	-.255	.064	-.003	-.637	358	-.484	.156	-.068	-1.168
306	-.268	.067	-.019	-.714	359	-.346	.097	-.076	-.748
307	-.274	.073	-.022	-.766	360	-.298	.111	0.000	-.944
308	-.297	.092	.052	-.776	361	-.209	.112	.245	-1.039
309	-.228	.049	-.074	-.414	362	-.147	.079	.104	-.512
310	-.238	.048	-.097	-.414	363	-.134	.080	.071	-.647
311	-.251	.049	-.048	-.432	364	-.120	.090	.131	-.680
312	-.262	.057	-.071	-.653	365	-.326	.099	-.068	-.772
313	-.238	.050	-.089	-.441	366	-.187	.055	-.022	-.454
314	-.245	.047	-.097	-.425	367	-.155	.050	.012	-.359
315	-.250	.045	-.112	-.414	368	-.126	.057	.052	-.371
316	-.253	.045	-.113	-.409	369	-.263	.091	-.012	-.690
317	-.260	.046	-.083	-.455	370	-.156	.049	.016	-.365
318	-.268	.043	-.128	-.427	371	-.140	.045	.079	-.309
319	-.279	.045	-.105	-.448	372	-.117	.056	.073	-.347
320	-.321	.070	-.122	-.641	401	-.702	.171	-.273	-1.567
321	-.243	.053	-.089	-.522	402	-.623	.155	-.030	-1.178
322	-.342	.080	-.102	-.715	403	-.429	.172	-.024	-.941
323	-.252	.060	-.084	-.580	404	-.165	.072	.046	-.542
324	-.258	.058	-.112	-.574	405	-.163	.049	.065	-.548
325	-.280	.062	-.127	-.576	406	-.205	.045	-.028	-.379
326	-.299	.065	-.135	-.593	407	-.614	.134	-.193	-1.320
327	-.302	.061	-.119	-.561	408	-.354	.188	.127	-.908
328	-.303	.060	-.099	-.614	409	-.150	.143	.188	-.698
329	-.312	.065	-.106	-.731	410	-.078	.067	.161	-.388
330	-.365	.093	-.122	-.886	411	-.595	.140	-.215	-1.415
331	-.261	.071	-.071	-.718	412	-.610	.156	.129	-1.363
332	-.371	.105	-.045	-1.141	413	-.485	.203	.092	-1.028
333	-.326	.082	-.079	-.769	414	-.167	.121	.071	-.806

WIND ENGINEERING STUDY OF DENVER SQUARE
DENVER, COLORADO. CONFIGURATION 2
WIND DIRECTION 120

PRESSURE TAP NUMBER	MEAN PRESSURE COEFFICIENT	RMS PRESSURE COEFFICIENT	MAXIMUM PRESSURE COEFFICIENT	MINIMUM PRESSURE COEFFICIENT	PRESSURE TAP NUMBER	MEAN PRESSURE COEFFICIENT	RMS PRESSURE COEFFICIENT	MAXIMUM PRESSURE COEFFICIENT	MINIMUM PRESSURE COEFFICIENT
415	-.165	.071	.052	-.625	451	-.007	.058	.279	-.302
416	-.224	.047	-.071	-.461	452	-.200	.089	.080	-.761
417	-.580	.150	-.169	-1.409	453	-.012	.090	.209	-.494
418	-.214	.051	-.034	-.535	454	.057	.048	.232	-.155
419	-.575	.170	-.101	-1.460	455	.075	.057	.315	-.069
420	-.544	.215	.256	-1.338	456	-.005	.109	.239	-.669
421	-.357	.237	.193	-1.121	457	.083	.061	.435	-.178
422	-.101	.104	.207	-.782	458	.103	.068	.431	-.107
423	-.125	.065	.067	-.579	501	-.461	.117	-.114	-1.218
424	-.216	.052	-.027	-.474	502	-.517	.101	-.212	-.973
425	-.590	.194	.049	-1.557	503	-.618	.141	-.259	-1.335
426	-.208	.059	.012	-.507	504	-.488	.118	-.083	-.927
427	-.489	.209	.219	-1.450	505	-.265	.110	.073	-.705
428	-.381	.243	.280	-1.403	506	-.373	.109	.195	-.935
429	-.160	.208	.231	-1.000	507	-.360	.126	.134	-.878
430	-.032	.085	.236	-.508	508	-.453	.131	.071	-1.125
431	-.067	.065	.172	-.435					
432	-.204	.067	.010	-.530					
433	-.433	.220	.215	-1.571					
434	-.255	.079	.007	-.579					
435	-.265	.168	.188	-.938					
436	-.064	.130	.357	-.673					
437	-.011	.112	.319	-.562					
438	-.069	.084	.223	-.521					
439	-.260	.172	.180	-1.063					
440	-.201	.180	.169	-1.119					
441	-.099	.157	.282	-.798					
442	-.025	.083	.251	-.547					
443	-.067	.069	.165	-.488					
444	-.235	.082	.017	-.557					
445	-.135	.139	.211	-1.159					
446	-.207	.085	.113	-.612					
447	-.071	.124	.168	-1.113					
448	-.049	.114	.186	-.658					
449	-.023	.098	.246	-.663					
450	.026	.059	.266	-.176					

WIND ENGINEERING STUDY OF DENVER SQUARE
DENVER, COLORADO. CONFIGURATION 2
WIND DIRECTION 135

PRESSURE TAP NUMBER	MEAN PRESSURE COEFFICIENT	RMS PRESSURE COEFFICIENT	MAXIMUM PRESSURE COEFFICIENT	MINIMUM PRESSURE COEFFICIENT	PRESSURE TAP NUMBER	MEAN PRESSURE COEFFICIENT	RMS PRESSURE COEFFICIENT	MAXIMUM PRESSURE COEFFICIENT	MINIMUM PRESSURE COEFFICIENT
101	.064	.150	.561	-.456	156	-.072	.059	.151	-.294
102	.323	.183	.817	-.286	157	-.154	.098	.314	-.525
103	.353	.189	.844	-.284	158	-.023	.073	.221	-.387
104	.356	.186	.946	-.319	159	.040	.068	.298	-.411
105	.382	.181	.835	-.332	160	.072	.072	.326	-.386
106	.392	.175	.871	-.224	161	.076	.068	.358	-.275
107	.367	.172	.802	-.272	162	.039	.061	.302	-.232
108	.137	.149	.723	-.471	163	.002	.051	.210	-.218
109	.357	.180	.910	-.275	164	-.061	.049	.114	-.492
110	.511	.196	1.015	-.084	165	.032	.058	.232	-.339
111	.531	.195	1.032	-.304	166	.139	.072	.437	-.133
112	.402	.177	.830	-.358	167	.151	.069	.430	-.091
113	-.030	.139	.565	-.507	168	.075	.056	.289	-.080
114	.286	.174	.826	-.244	169	.065	.062	.326	-.145
115	.374	.188	.963	-.129	170	.196	.080	.625	-.019
116	.408	.192	1.024	-.153	171	.198	.079	.533	.003
117	.426	.191	1.014	-.063	172	.123	.063	.419	-.050
118	.410	.183	.964	-.080	201	-.263	.150	.115	-1.375
119	.330	.173	.808	-.205	202	-.290	.160	.160	-1.374
120	.019	.144	.444	-.553	203	-.374	.188	.121	-1.378
121	-.072	.133	.468	-.535	204	-.560	.202	.042	-1.462
122	.003	.149	.471	-.600	205	-.594	.186	-.081	-1.483
123	-.080	.125	.432	-.480	206	-.685	.292	-.171	-2.660
124	.181	.132	.684	-.179	207	-.217	.140	.257	-.932
125	.249	.129	.794	-.054	208	-.368	.193	.175	-1.205
126	.294	.132	.797	-.035	209	-.490	.183	.106	-1.233
127	.306	.139	.877	-.035	210	-.577	.168	-.130	-1.634
128	.285	.144	.847	-.117	211	-.262	.155	.147	-1.139
129	.217	.149	.775	-.211	212	-.273	.149	.096	-.922
130	-.032	.146	.552	-.623	213	-.356	.189	.135	-1.061
131	-.088	.142	.480	-.677	214	-.572	.222	.087	-1.469
132	-.060	.148	.453	-.638	215	-.599	.207	-.097	-1.778
133	-.094	.150	.473	-.611	216	-.579	.195	-.162	-1.820
134	.160	.101	.649	-.148	217	-.228	.135	.172	-1.230
135	.196	.089	.643	-.063	218	-.572	.203	-.099	-1.504
136	.198	.090	.573	-.057	219	-.211	.103	.045	-1.143
137	.203	.103	.668	-.035	220	-.208	.120	.130	-.965
138	.186	.112	.614	-.086	221	-.266	.171	.193	-1.037
139	.131	.111	.530	-.161	222	-.506	.245	.096	-1.704
140	-.110	.110	.345	-.576	223	-.603	.249	-.012	-2.280
141	-.028	.151	.487	-.605	224	-.599	.217	-.048	-1.812
142	-.126	.109	.285	-.601	225	-.201	.067	-.033	-.841
143	.081	.113	.490	-.308	226	-.626	.146	-.202	-1.309
144	.065	.052	.302	-.088	227	-.197	.016	-.148	-.251
145	.092	.073	.501	-.161	228	-.176	.008	-.153	-.201
146	.020	.090	.414	-.402	229	-.175	.091	.172	-.799
147	.003	.160	.538	-.517	230	-.313	.213	.190	-1.267
148	.034	.083	.327	-.289	231	-.479	.270	.067	-1.736
149	.037	.057	.289	-.221	232	-.578	.212	.099	-1.374
150	.045	.044	.238	-.115	233	-.221	.051	-.041	-.524
151	.065	.053	.349	-.107	234	-.524	.211	.058	-1.534
152	.064	.062	.389	-.140	235	-.159	.046	.006	-.438
153	.047	.072	.430	-.189	236	-.164	.069	.087	-.603
154	-.095	.091	.285	-.490	237	-.225	.105	.420	-.837
155	-.120	.150	.528	-.735	238	-.405	.190	.146	-1.595

WIND ENGINEERING STUDY OF DENVER SQUARE
DENVER, COLORADO. CONFIGURATION 2
WIND DIRECTION 135

PRESSURE TAP NUMBER	MEAN PRESSURE COEFFICIENT	RMS PRESSURE COEFFICIENT	MAXIMUM PRESSURE COEFFICIENT	MINIMUM PRESSURE COEFFICIENT	PRESSURE TAP NUMBER	MEAN PRESSURE COEFFICIENT	RMS PRESSURE COEFFICIENT	MAXIMUM PRESSURE COEFFICIENT	MINIMUM PRESSURE COEFFICIENT
239	-.210	.052	-.024	-.478	334	-.207	.042	-.046	-.408
240	-.182	.042	-.033	-.504	335	-.209	.039	-.084	-.472
241	-.186	.048	.002	-.542	336	-.207	.035	-.081	-.396
242	-.230	.103	.058	-.840	337	-.215	.035	-.070	-.490
243	-.299	.161	.041	-1.469	338	-.222	.045	-.119	-.642
244	-.392	.172	.137	-1.242	339	-.221	.052	-.097	-.490
245	-.180	.055	.038	-.390	340	-.215	.055	-.023	-.552
246	-.381	.132	0.000	-1.466	341	-.207	.048	-.047	-.586
247	-.172	.043	-.046	-.380	342	-.219	.055	-.073	-.496
248	-.154	.032	-.027	-.297	343	-.209	.043	-.093	-.522
249	-.159	.034	-.024	-.303	344	-.217	.043	-.088	-.505
250	-.195	.061	.002	-.802	345	-.213	.042	-.088	-.504
251	-.251	.090	-.017	-.948	346	-.229	.068	-.043	-.746
252	-.335	.106	.021	-1.032	347	-.217	.051	-.067	-.845
253	-.134	.032	.030	-.259	348	-.219	.048	-.090	-.581
254	-.139	.038	.005	-.310	349	-.232	.045	-.100	-.502
255	-.248	.073	.140	-.671	350	-.237	.045	-.111	-.505
256	-.112	.036	.075	-.207	351	-.217	.039	-.073	-.559
257	-.114	.044	.072	-.251	352	-.202	.045	-.061	-.449
258	-.233	.089	.129	-.787	353	-.220	.067	-.059	-.627
301	-.250	.114	.052	-1.009	354	-.214	.066	-.030	-.626
302	-.232	.094	.010	-1.061	355	-.253	.058	-.085	-.575
303	-.227	.084	.003	-.762	356	-.178	.063	.020	-.638
304	-.221	.077	.013	-.567	357	-.282	.083	-.117	-1.003
305	-.224	.079	.048	-.579	358	-.270	.070	-.105	-.627
306	-.229	.080	.018	-.602	359	-.256	.053	-.111	-.486
307	-.230	.082	.006	-.622	360	-.230	.040	-.081	-.408
308	-.237	.095	.058	-.682	361	-.209	.043	-.041	-.513
309	-.209	.078	.039	-.633	362	-.191	.042	-.011	-.358
310	-.197	.057	-.010	-.536	363	-.185	.051	-.027	-.536
311	-.204	.059	-.015	-.497	364	-.175	.052	.017	-.469
312	-.211	.077	.021	-.581	365	-.258	.063	-.029	-.495
313	-.235	.096	.034	-.676	366	-.188	.032	-.088	-.301
314	-.210	.060	-.007	-.485	367	-.177	.028	-.091	-.286
315	-.199	.045	-.058	-.395	368	-.169	.034	-.067	-.306
316	-.188	.038	-.072	-.358	369	-.188	.057	-.026	-.516
317	-.189	.043	-.031	-.417	370	-.179	.031	-.009	-.353
318	-.202	.052	-.030	-.627	371	-.171	.025	-.093	-.269
319	-.213	.062	-.028	-.657	372	-.181	.038	-.043	-.342
320	-.226	.087	.025	-.678	401	-.494	.135	-.119	-1.211
321	-.234	.093	.009	-.703	402	-.498	.143	-.108	-1.289
322	-.229	.090	.031	-.853	403	-.513	.165	-.081	-1.429
323	-.217	.074	-.030	-.727	404	-.385	.180	.211	-1.284
324	-.206	.056	-.070	-.497	405	-.307	.153	.078	-.943
325	-.205	.050	-.049	-.419	406	-.272	.156	.170	-1.003
326	-.203	.041	-.070	-.391	407	-.481	.140	-.059	-1.132
327	-.203	.039	-.061	-.391	408	-.475	.159	.015	-1.311
328	-.207	.048	-.076	-.510	409	-.398	.162	.078	-1.065
329	-.205	.062	-.046	-.525	410	-.261	.149	.138	-1.017
330	-.213	.077	-.027	-.625	411	-.480	.160	-.117	-1.536
331	-.206	.072	.001	-.735	412	-.506	.177	-.075	-1.477
332	-.204	.069	.027	-.678	413	-.496	.186	-.015	-1.278
333	-.206	.046	-.017	-.454	414	-.355	.155	.071	-1.050

WIND ENGINEERING STUDY OF DENVER SQUARE
DENVER, COLORADO. CONFIGURATION 2
WIND DIRECTION 135

PRESSURE TAP NUMBER	MEAN PRESSURE COEFFICIENT	RMS PRESSURE COEFFICIENT	MAXIMUM PRESSURE COEFFICIENT	MINIMUM PRESSURE COEFFICIENT	PRESSURE TAP NUMBER	MEAN PRESSURE COEFFICIENT	RMS PRESSURE COEFFICIENT	MAXIMUM PRESSURE COEFFICIENT	MINIMUM PRESSURE COEFFICIENT
415	-.299	.135	.092	-.832	451	-.012	.051	.208	-.209
416	-.297	.162	.090	-1.263	452	-.120	.049	.045	-.336
417	-.509	.183	-.042	-1.412	453	-.061	.076	.145	-.649
418	-.257	.150	.176	-.961	454	.019	.053	.273	-.250
419	-.537	.203	-.075	-1.617	455	.058	.060	.377	-.095
420	-.543	.225	-.012	-1.785	456	-.058	.085	.165	-.791
421	-.482	.234	.239	-1.818	457	.038	.062	.462	-.222
422	-.289	.167	.113	-.963	458	.076	.067	.478	-.086
423	-.238	.138	.230	-.869	501	-.566	.161	-.138	-1.357
424	-.228	.124	.050	-1.032	502	-.519	.125	-.110	-1.236
425	-.548	.223	-.060	-2.071	503	-.544	.156	-.111	-1.705
426	-.177	.087	.047	-.812	504	-.518	.164	-.014	-1.170
427	-.498	.219	.026	-2.103	505	-.334	.163	.287	-1.058
428	-.452	.230	.168	-1.660	506	-.364	.148	.154	-.937
429	-.318	.204	.102	-1.361	507	-.315	.148	.156	-.977
430	-.139	.119	.199	-.716	508	-.517	.174	-.046	-1.444
431	-.108	.089	.183	-.596					
432	-.148	.063	.120	-.615					
433	-.547	.237	-.056	-2.049					
434	-.185	.092	.107	-.703					
435	-.439	.200	.025	-1.412					
436	-.233	.173	.373	-1.144					
437	-.112	.127	.291	-.719					
438	-.084	.094	.253	-.533					
439	-.408	.198	.006	-1.600					
440	-.344	.194	.083	-1.778					
441	-.218	.175	.390	-1.150					
442	-.085	.101	.205	-.739					
443	-.080	.077	.225	-.573					
444	-.151	.057	.174	-.511					
445	-.233	.155	.124	-1.140					
446	-.142	.053	.038	-.434					
447	-.116	.095	.127	-.899					
448	-.101	.085	.113	-1.019					
449	-.067	.080	.178	-.628					
450	.001	.055	.319	-.219					

WIND ENGINEERING STUDY OF DENVER SQUARE
DENVER, COLORADO. CONFIGURATION 2
WIND DIRECTION 150

PRESSURE TAP NUMBER	MEAN PRESSURE COEFFICIENT	RMS PRESSURE COEFFICIENT	MAXIMUM PRESSURE COEFFICIENT	MINIMUM PRESSURE COEFFICIENT	PRESSURE TAP NUMBER	MEAN PRESSURE COEFFICIENT	RMS PRESSURE COEFFICIENT	MAXIMUM PRESSURE COEFFICIENT	MINIMUM PRESSURE COEFFICIENT
101	.306	.164	.744	-.371	156	-.240	.094	.082	-.641
102	.436	.159	.898	-.084	157	.177	.113	.642	-.158
103	.390	.156	.890	-.120	158	.095	.070	.377	-.096
104	.334	.152	.825	-.145	159	.003	.043	.171	-.288
105	.280	.151	.680	-.181	160	-.027	.053	.201	-.547
106	.261	.146	.743	-.138	161	-.018	.063	.199	-.668
107	.208	.142	.634	-.184	162	-.029	.069	.225	-.506
108	-.009	.106	.361	-.339	163	-.067	.068	.152	-.417
109	.496	.175	1.014	-.018	164	-.228	.107	.030	-.717
110	.526	.166	1.111	-.038	165	.130	.104	.655	-.193
111	.425	.157	.981	-.043	166	.014	.047	.374	-.199
112	.259	.136	.768	-.170	167	.009	.060	.337	-.278
113	.276	.179	.799	-.291	168	-.034	.066	.235	-.294
114	.529	.168	1.007	.075	169	.125	.100	.579	-.149
115	.540	.158	1.045	.122	170	.024	.046	.219	-.132
116	.488	.147	1.031	.087	171	.024	.060	.305	-.146
117	.376	.131	.806	.015	172	.025	.081	.390	-.228
118	.316	.122	.766	-.009	201	-.192	.035	-.055	-.411
119	.205	.111	.659	-.090	202	-.130	.039	.065	-.476
120	-.053	.076	.257	-.320	203	-.126	.047	.046	-.447
121	.253	.182	.807	-.307	204	-.207	.116	.044	-.823
122	-.060	.074	.254	-.402	205	-.387	.209	.067	-1.227
123	.282	.177	.922	-.258	206	-.665	.225	.042	-1.614
124	.460	.149	.932	.053	207	-.067	.050	.081	-.321
125	.415	.122	.831	.104	208	-.046	.083	.216	-.476
126	.385	.105	.722	.095	209	-.125	.130	.321	-.925
127	.302	.093	.680	.040	210	-.543	.186	.064	-1.349
128	.219	.086	.589	.006	211	-.189	.029	-.076	-.320
129	.120	.082	.517	-.123	212	-.130	.036	-.012	-.440
130	-.083	.062	.200	-.286	213	-.100	.053	.071	-.366
131	.325	.179	.934	-.236	214	-.178	.168	.158	-1.024
132	-.111	.062	.225	-.374	215	-.402	.254	.264	-1.512
133	.302	.153	.805	-.196	216	-.566	.200	.222	-1.461
134	.360	.114	.803	.059	217	-.177	.028	-.041	-.309
135	.297	.093	.764	.054	218	-.564	.220	.187	-1.679
136	.218	.080	.563	-.016	219	-.189	.027	-.076	-.286
137	.150	.072	.477	-.096	220	-.120	.031	-.004	-.293
138	.089	.069	.373	-.128	221	-.089	.041	.070	-.282
139	.015	.064	.251	-.153	222	-.099	.121	.138	-.818
140	-.162	.058	.085	-.378	223	-.262	.245	.244	-1.255
141	.317	.137	.881	-.130	224	-.552	.124	.126	-1.995
142	-.196	.068	.040	-.493	225	-.176	.029	-.076	-.279
143	.286	.113	.837	-.036	226	-.504	.220	.269	-1.548
144	.082	.062	.330	-.145	227	-.177	.031	-.080	-.276
145	.017	.051	.246	-.172	228	-.115	.028	-.003	-.231
146	-.054	.062	.186	-.252	229	-.088	.030	.038	-.222
147	.293	.125	.846	-.195	230	-.044	.050	.081	-.320
148	.148	.081	.454	-.122	231	-.064	.129	.202	-1.224
149	.021	.054	.201	-.249	232	-.409	.206	.293	-1.194
150	.005	.053	.175	-.231	233	-.227	.039	-.076	-.375
151	.013	.043	.158	-.156	234	-.338	.218	.379	-1.401
152	-.016	.041	.120	-.192	235	-.112	.033	.031	-.227
153	-.066	.046	.143	-.234	236	-.079	.036	.078	-.231
154	-.223	.074	-.017	-.552	237	-.137	.036	.016	-.278
155	.230	.128	.643	-.304	238	-.116	.103	.246	-.561

WIND ENGINEERING STUDY OF DENVER SQUARE
DENVER, COLORADO. CONFIGURATION 2
WIND DIRECTION 150

PRESSURE TAP NUMBER	MEAN PRESSURE COEFFICIENT	RMS PRESSURE COEFFICIENT	MAXIMUM PRESSURE COEFFICIENT	MINIMUM PRESSURE COEFFICIENT	PRESSURE TAP NUMBER	MEAN PRESSURE COEFFICIENT	RMS PRESSURE COEFFICIENT	MAXIMUM PRESSURE COEFFICIENT	MINIMUM PRESSURE COEFFICIENT
239	-.226	.038	-.079	-.415	334	-.285	.043	-.103	-.452
240	-.165	.028	-.076	-.285	335	-.269	.036	-.133	-.443
241	-.156	.029	-.067	-.291	336	-.255	.034	-.143	-.472
242	-.108	.032	0.000	-.219	337	-.250	.034	-.146	-.410
243	-.062	.038	.082	-.243	338	-.236	.034	-.116	-.391
244	-.156	.121	.246	-.597	339	-.223	.034	-.106	-.361
245	-.228	.038	-.009	-.422	340	-.213	.035	-.090	-.346
246	-.221	.127	.204	-.788	341	-.301	.066	-.110	-.591
247	-.215	.037	-.103	-.404	342	-.212	.037	-.042	-.386
248	-.157	.034	-.036	-.285	343	-.259	.053	-.084	-.554
249	-.146	.036	-.006	-.300	344	-.248	.039	-.103	-.448
250	-.121	.040	.055	-.278	345	-.228	.039	-.009	-.394
251	-.112	.054	.085	-.391	346	-.216	.042	-.064	-.442
252	-.274	.112	.039	-.727	347	-.260	.059	-.107	-.575
253	-.139	.038	.006	-.282	348	-.247	.052	-.088	-.528
254	-.121	.044	.061	-.288	349	-.254	.048	-.128	-.460
255	-.153	.101	.155	-.551	350	-.252	.041	-.127	-.422
256	-.125	.041	.039	-.269	351	-.235	.039	-.094	-.466
257	-.122	.043	.049	-.284	352	-.222	.042	-.087	-.437
258	-.150	.102	.221	-.667	353	-.230	.043	-.081	-.409
301	-.276	.092	.015	-.713	354	-.225	.043	-.079	-.404
302	-.240	.063	-.039	-.516	355	-.262	.056	-.116	-.833
303	-.226	.051	-.051	-.455	356	-.230	.043	-.079	-.436
304	-.210	.042	-.049	-.401	357	-.346	.111	-.096	-1.136
305	-.197	.034	-.078	-.394	358	-.283	.063	-.087	-.575
306	-.200	.032	-.103	-.335	359	-.268	.055	-.069	-.522
307	-.202	.034	-.089	-.347	360	-.240	.044	-.075	-.449
308	-.195	.034	-.068	-.349	361	-.240	.043	-.106	-.434
309	-.225	.051	-.032	-.417	362	-.238	.042	-.112	-.513
310	-.208	.037	-.084	-.349	363	-.237	.045	-.112	-.467
311	-.203	.030	-.089	-.306	364	-.229	.045	-.088	-.434
312	-.197	.032	-.061	-.327	365	-.325	.079	-.124	-.755
313	-.260	.054	-.089	-.488	366	-.218	.038	-.118	-.410
314	-.227	.035	-.107	-.353	367	-.213	.036	-.121	-.376
315	-.218	.029	-.109	-.311	368	-.200	.038	-.097	-.470
316	-.206	.028	-.086	-.295	369	-.305	.090	-.049	-.755
317	-.206	.028	-.121	-.283	370	-.220	.037	-.096	-.375
318	-.210	.029	-.107	-.299	371	-.209	.035	-.112	-.367
319	-.212	.029	-.109	-.309	372	-.216	.050	-.039	-.427
320	-.205	.029	-.105	-.308	401	-.360	.077	-.145	-.756
321	-.264	.055	-.109	-.516	402	-.353	.083	-.131	-.849
322	-.203	.031	-.091	-.320	403	-.376	.109	-.079	-1.154
323	-.276	.053	-.109	-.574	404	-.370	.132	.087	-1.138
324	-.233	.035	-.080	-.378	405	-.361	.120	.029	-.916
325	-.218	.029	-.097	-.349	406	-.375	.163	-.016	-1.138
326	-.216	.026	-.138	-.314	407	-.313	.065	-.085	-.618
327	-.213	.027	-.126	-.346	408	-.327	.072	-.081	-.690
328	-.202	.029	-.110	-.296	409	-.341	.082	-.068	-.806
329	-.197	.030	-.100	-.308	410	-.353	.117	-.026	-1.135
330	-.199	.030	-.110	-.338	411	-.296	.057	-.126	-.511
331	-.286	.057	-.109	-.555	412	-.305	.060	-.134	-.548
332	-.188	.031	-.090	-.311	413	-.316	.069	-.119	-.821
333	-.324	.068	-.043	-.742	414	-.316	.069	-.110	-.755

WIND ENGINEERING STUDY OF DENVER SQUARE
DENVER, COLORADO. CONFIGURATION 2
WIND DIRECTION 150

PRESSURE TAP NUMBER	MEAN PRESSURE COEFFICIENT	RMS PRESSURE COEFFICIENT	MAXIMUM PRESSURE COEFFICIENT	MINIMUM PRESSURE COEFFICIENT	PRESSURE TAP NUMBER	MEAN PRESSURE COEFFICIENT	RMS PRESSURE COEFFICIENT	MAXIMUM PRESSURE COEFFICIENT	MINIMUM PRESSURE COEFFICIENT
415	-.343	.082	-.122	-.713	451	-.089	.071	.161	-.364
416	-.365	.108	-.123	-.982	452	-.178	.056	.027	-.431
417	-.310	.060	-.092	-.694	453	-.300	.154	.020	-1.093
418	-.363	.117	-.109	-1.064	454	-.004	.085	.345	-.454
419	-.303	.061	-.123	-.656	455	.057	.095	.464	-.199
420	-.312	.066	-.135	-.744	456	-.253	.199	.205	-1.331
421	-.316	.065	-.072	-.744	457	.047	.107	.613	-.381
422	-.312	.064	-.110	-.652	458	.094	.118	.714	-.193
423	-.337	.077	-.126	-.730	501	-.751	.168	-.250	-1.719
424	-.363	.105	-.091	-.948	502	-.572	.108	-.094	-1.180
425	-.311	.067	-.112	-.827	503	-.558	.148	-.040	-1.472
426	-.358	.111	-.082	-1.123	504	-.453	.137	.053	-1.196
427	-.320	.075	-.110	-1.108	505	-.283	.111	.195	-.752
428	-.336	.080	-.047	-1.138	506	-.260	.095	.064	-.565
429	-.356	.085	-.142	-.763	507	-.186	.116	.128	-.617
430	-.358	.088	-.092	-.847	508	-.313	.124	.029	-.899
431	-.341	.083	-.091	-.669					
432	-.369	.117	-.075	-1.066					
433	-.364	.093	-.106	-1.290					
434	-.319	.108	.171	-.983					
435	-.396	.125	-.119	-1.786					
436	-.422	.122	-.026	-1.030					
437	-.378	.116	.067	-.897					
438	-.253	.099	.128	-.654					
439	-.412	.148	-.032	-1.462					
440	-.442	.151	-.044	-1.359					
441	-.466	.160	.001	-1.308					
442	-.315	.116	.178	-.761					
443	-.228	.098	.152	-.682					
444	-.209	.071	.102	-.466					
445	-.458	.215	.107	-1.844					
446	-.162	.060	.076	-.450					
447	-.495	.279	.053	-1.882					
448	-.413	.196	.076	-1.403					
449	-.210	.137	.449	-.858					
450	-.080	.088	.304	-.416					

WIND ENGINEERING STUDY OF DENVER SQUARE
DENVER, COLORADO. CONFIGURATION 2
WIND DIRECTION 165

PRESSURE TAP NUMBER	MEAN PRESSURE COEFFICIENT	RMS PRESSURE COEFFICIENT	MAXIMUM PRESSURE COEFFICIENT	MINIMUM PRESSURE COEFFICIENT	PRESSURE TAP NUMBER	MEAN PRESSURE COEFFICIENT	RMS PRESSURE COEFFICIENT	MAXIMUM PRESSURE COEFFICIENT	MINIMUM PRESSURE COEFFICIENT
101	.457	.177	1.015	-.322	156	-.237	.086	.069	-.725
102	.465	.148	.876	-.209	157	.056	.116	.537	-.359
103	.402	.133	.774	-.254	158	-.017	.068	.339	-.585
104	.343	.118	.715	-.223	159	-.066	.051	.152	-.333
105	.286	.101	.638	-.157	160	-.077	.069	.143	-.657
106	.255	.091	.551	-.242	161	-.057	.097	.232	-.754
107	.186	.083	.433	-.299	162	-.055	.088	.242	-.428
108	-.019	.054	.157	-.391	163	-.072	.075	.208	-.551
109	.534	.181	1.015	-.403	164	-.194	.091	.065	-.595
110	.511	.151	.993	-.159	165	.026	.091	.446	-.424
111	.422	.124	.790	-.178	166	-.049	.055	.166	-.580
112	.253	.093	.628	-.225	167	-.027	.075	.233	-.424
113	.296	.189	.831	-.339	168	-.049	.075	.232	-.413
114	.446	.176	.977	-.103	169	.017	.088	.421	-.353
115	.446	.168	.964	-.075	170	-.036	.047	.175	-.263
116	.413	.154	.842	-.112	171	.003	.082	.392	-.208
117	.382	.128	.739	-.123	172	.011	.096	.553	-.240
118	.323	.110	.645	-.157	201	-.146	.044	-.009	-.387
119	.210	.088	.483	-.199	202	-.038	.061	.191	-.400
120	-.034	.049	.157	-.223	203	-.013	.070	.229	-.367
121	.238	.185	.816	-.458	204	-.005	.087	.313	-.443
122	-.038	.060	.228	-.323	205	-.033	.131	.286	-.975
123	.148	.156	.949	-.370	206	-.389	.318	.558	-2.401
124	.276	.174	.967	-.235	207	.008	.064	.284	-.294
125	.280	.161	.799	-.173	208	.074	.083	.376	-.361
126	.286	.150	.751	-.161	209	.019	.085	.386	-.539
127	.246	.135	.691	-.200	210	-.290	.623	.623	-1.646
128	.190	.120	.554	-.223	211	-.161	.034	.023	-.305
129	.114	.101	.475	-.278	212	-.077	.049	.193	-.275
130	-.058	.063	.142	-.365	213	-.034	.061	.286	-.364
131	.100	.140	.648	-.326	214	-.018	.142	.320	-1.245
132	-.094	.068	.152	-.510	215	-.176	.295	.449	-1.505
133	.070	.129	.553	-.485	216	-.381	.278	.513	-1.549
134	.158	.139	.702	-.330	217	-.165	.039	.003	-.339
135	.147	.127	.612	-.246	218	-.359	.258	.533	-1.213
136	.110	.115	.546	-.256	219	-.192	.046	-.034	-.403
137	.086	.106	.537	-.213	220	-.107	.045	.083	-.305
138	.045	.098	.486	-.243	221	-.075	.058	.161	-.419
139	-.013	.084	.326	-.272	222	-.101	.150	.286	-1.197
140	-.172	.064	.083	-.466	223	-.207	.221	.365	-.953
141	.106	.145	.643	-.520	224	-.326	.216	.405	-1.112
142	-.216	.073	.045	-.566	225	-.188	.055	-.038	-.528
143	.122	.139	.667	-.304	226	-.289	.211	.329	-1.055
144	0.000	.082	.320	-.402	227	-.196	.060	.110	-.530
145	-.077	.057	.124	-.303	228	-.117	.042	.104	-.329
146	-.153	.069	.107	-.410	229	-.087	.045	.092	-.329
147	.109	.135	.699	-.457	230	-.080	.078	.177	-.608
148	.046	.085	.424	-.389	231	-.110	.142	.246	-1.173
149	-.015	.066	.229	-.294	232	-.209	.187	.403	-1.295
150	-.043	.061	.162	-.359	233	-.248	.073	-.071	-.648
151	-.060	.052	.106	-.276	234	-.226	.200	.379	-1.099
152	-.091	.049	.087	-.261	235	-.138	.043	.084	-.352
153	-.131	.054	.088	-.591	236	-.090	.040	.117	-.259
154	-.257	.080	.029	-.716	237	-.110	.040	.057	-.314
155	.081	.123	.734	-.635	238	-.107	.098	.317	-.731

WIND ENGINEERING STUDY OF DENVER SQUARE
DENVER, COLORADO. CONFIGURATION 2
WIND DIRECTION 165

PRESSURE TAP NUMBER	MEAN PRESSURE COEFFICIENT	RMS PRESSURE COEFFICIENT	MAXIMUM PRESSURE COEFFICIENT	MINIMUM PRESSURE COEFFICIENT	PRESSURE TAP NUMBER	MEAN PRESSURE COEFFICIENT	RMS PRESSURE COEFFICIENT	MAXIMUM PRESSURE COEFFICIENT	MINIMUM PRESSURE COEFFICIENT
239	-.216	.059	-.074	-.568	334	-.265	.063	-.020	-.618
240	-.144	.034	-.029	-.349	335	-.251	.067	.012	-.543
241	-.131	.036	-.017	-.289	336	-.260	.069	-.024	-.541
242	-.101	.038	.054	-.225	337	-.352	.093	-.125	-.744
243	-.080	.047	.141	-.301	338	-.357	.111	-.146	-1.156
244	-.105	.110	.284	-.636	339	-.303	.089	-.105	-.996
245	-.195	.055	.015	-.502	340	-.273	.085	-.045	-.956
246	-.096	.115	.368	-.535	341	-.292	.076	-.018	-.627
247	-.183	.045	-.036	-.401	342	-.291	.099	-.005	-.839
248	-.128	.033	.017	-.257	343	-.229	.075	.069	-.538
249	-.125	.036	.068	-.293	344	-.185	.077	.114	-.462
250	-.107	.040	.090	-.281	345	-.319	.112	-.044	-.983
251	-.078	.054	.212	-.289	346	-.296	.104	-.090	-.923
252	-.083	.113	.439	-.531	347	-.219	.079	.008	-.576
253	-.113	.033	-.003	-.242	348	-.205	.082	.041	-.559
254	-.106	.038	.035	-.274	349	-.197	.089	.099	-.529
255	-.066	.091	.428	-.546	350	-.183	.079	.141	-.561
256	-.097	.031	.023	-.221	351	-.297	.105	-.029	-.860
257	-.098	.038	.044	-.241	352	-.338	.120	-.099	-.965
258	-.065	.084	.296	-.452	353	-.273	.088	-.080	-.716
301	-.222	.072	-.025	-1.103	354	-.251	.082	-.039	-.690
302	-.204	.062	.016	-1.117	355	-.191	.084	.062	-.667
303	-.198	.052	-.034	-.539	356	-.214	.067	-.035	-.523
304	-.186	.045	-.053	-.643	357	-.246	.132	.086	-1.140
305	-.186	.044	-.056	-.408	358	-.209	.080	.051	-.652
306	-.189	.044	-.050	-.374	359	-.186	.066	.039	-.501
307	-.186	.043	-.053	-.357	360	-.176	.058	.029	-.428
308	-.174	.043	-.015	-.332	361	-.219	.073	.008	-.663
309	-.208	.042	-.041	-.424	362	-.227	.067	-.029	-.637
310	-.205	.039	-.092	-.381	363	-.220	.065	-.095	-.553
311	-.201	.040	-.082	-.376	364	-.204	.067	-.054	-.809
312	-.186	.041	-.070	-.373	365	-.211	.083	.035	-.646
313	-.236	.040	-.124	-.414	366	-.160	.048	.006	-.331
314	-.231	.035	-.123	-.368	367	-.187	.042	-.065	-.359
315	-.234	.035	-.121	-.400	368	-.165	.042	-.018	-.377
316	-.227	.038	-.115	-.428	369	-.176	.066	.018	-.543
317	-.225	.035	-.114	-.349	370	-.155	.041	-.014	-.314
318	-.219	.034	-.105	-.395	371	-.173	.037	-.051	-.326
319	-.214	.035	-.110	-.370	372	-.166	.046	-.017	-.395
320	-.200	.036	-.092	-.406	401	-.260	.049	-.093	-.491
321	-.245	.043	-.115	-.414	402	-.249	.051	-.075	-.480
322	-.212	.047	-.086	-.821	403	-.261	.060	-.051	-.573
323	-.260	.047	-.102	-.441	404	-.260	.073	-.014	-.686
324	-.239	.043	-.086	-.509	405	-.261	.074	-.009	-.881
325	-.241	.044	-.075	-.452	406	-.261	.097	0.000	-.960
326	-.260	.048	-.134	-.478	407	-.229	.044	-.086	-.431
327	-.281	.058	-.132	-.548	408	-.239	.045	-.099	-.445
328	-.255	.056	-.130	-.539	409	-.252	.049	-.093	-.551
329	-.228	.054	-.075	-.488	410	-.246	.065	-.054	-.729
330	-.222	.058	-.038	-.661	411	-.229	.045	-.062	-.604
331	-.264	.056	-.026	-.484	412	-.236	.045	-.074	-.651
332	-.223	.067	-.026	-.596	413	-.249	.042	-.087	-.474
333	-.304	.069	-.069	-.637	414	-.239	.040	-.128	-.391

WIND ENGINEERING STUDY OF DENVER SQUARE
DENVER, COLORADO. CONFIGURATION 2
WIND DIRECTION 165

PRFSSURE TAP NUMBER	MEAN PRESSURE COEFFICIENT	RMS PRESSURE COEFFICIENT	MAXIMUM PRESSURE COEFFICIENT	MINIMUM PRESSURE COEFFICIENT	PRESSURE TAP NUMBER	MEAN PRESSURE COEFFICIENT	RMS PRESSURE COEFFICIENT	MAXIMUM PRESSURE COEFFICIENT	MINIMUM PRESSURE COEFFICIENT
415	-.251	.043	-.141	-.458	451	-.092	.066	.174	-.517
416	-.263	.052	-.144	-.512	452	-.163	.077	.077	-.761
417	-.243	.045	-.087	-.519	453	-.245	.142	.178	-1.032
418	-.258	.054	-.115	-.526	454	-.024	.088	.520	-.402
419	-.239	.058	-.051	-.957	455	.041	.105	.518	-.217
420	-.247	.059	-.064	-.873	456	-.208	.172	.343	-1.497
421	-.262	.055	-.083	-.561	457	.026	.104	.596	-.324
422	-.257	.049	-.113	-.484	458	.068	.117	.621	-.198
423	-.272	.052	-.106	-.513	501	-.634	.141	-.165	-1.167
424	-.288	.066	-.125	-.665	502	-.444	.086	-.045	-.880
425	-.251	.068	-.081	-.847	503	-.421	.103	-.087	-1.218
426	-.286	.080	-.104	-.774	504	-.372	.103	.052	-.857
427	-.272	.093	-.042	-.968	505	-.222	.090	.111	-.523
428	-.285	.100	-.016	-1.081	506	-.145	.074	.079	-.447
429	-.305	.086	-.004	-.844	507	-.210	.102	.108	-.624
430	-.299	.075	-.042	-.607	508	-.238	.143	.058	-.922
431	-.289	.071	-.057	-.613					
432	-.316	.096	-.045	-.920					
433	-.356	.105	-.014	-1.288					
434	-.353	.111	.026	-.971					
435	-.392	.134	-.039	-1.514					
436	-.410	.133	-.009	-1.362					
437	-.375	.114	-.077	-.990					
438	-.296	.093	.098	-.696					
439	-.413	.164	.006	-1.611					
440	-.425	.166	-.017	-1.278					
441	-.430	.154	.083	-1.423					
442	-.336	.106	-.004	-.825					
443	-.269	.086	.091	-.638					
444	-.244	.082	-.004	-.685					
445	-.411	.195	.065	-1.725					
446	-.169	.074	.090	-.518					
447	-.384	.206	.075	-1.570					
448	-.345	.172	.071	-1.249					
449	-.214	.133	.294	-.860					
450	-.092	.080	.262	-.528					

WIND ENGINEERING STUDY OF DENVER SQUARE
DENVER, COLORADO. CONFIGURATION 2
WIND DIRECTION 180

PRESSURE TAP NUMBER	MEAN PRESSURE COEFFICIENT	RMS PRESSURE COEFFICIENT	MAXIMUM PRESSURE COEFFICIENT	MINIMUM PRESSURE COEFFICIENT	PRESSURE TAP NUMBER	MEAN PRESSURE COEFFICIENT	RMS PRESSURE COEFFICIENT	MAXIMUM PRESSURE COEFFICIENT	MINIMUM PRESSURE COEFFICIENT
101	.466	.142	.842	-.707	156	-.269	.064	.003	-.515
102	.331	.104	.654	-.191	157	-.134	.108	.254	-.613
103	.259	.097	.598	-.125	158	-.088	.068	.172	-.387
104	.206	.093	.527	-.185	159	-.095	.060	.114	-.349
105	.137	.098	.448	-.261	160	-.130	.054	.092	-.307
106	.125	.084	.426	-.209	161	-.147	.056	.052	-.374
107	.065	.077	.321	-.313	162	-.156	.050	0.000	-.398
108	-.088	.057	.214	-.276	163	-.178	.047	-.003	-.387
109	.548	.155	.948	-.300	164	-.262	.056	-.098	-.483
110	.336	.109	.707	-.089	165	-.022	.075	.364	-.392
111	.258	.099	.639	-.080	166	-.032	.061	.197	-.251
112	.106	.081	.429	-.212	167	-.084	.048	.088	-.304
113	.500	.181	.945	-.449	168	-.159	.047	-.003	-.372
114	.432	.140	.838	-.084	169	.200	.161	.889	-.232
115	.341	.122	.761	-.095	170	.033	.077	.320	-.263
116	.251	.109	.657	-.122	171	-.075	.056	.183	-.271
117	.145	.091	.457	-.131	172	-.143	.051	.020	-.324
118	.093	.080	.393	-.139	201	-.140	.052	.100	-.322
119	-.001	.067	.300	-.196	202	.091	.072	.393	-.302
120	-.162	.045	.020	-.378	203	.153	.080	.558	-.217
121	.485	.173	1.005	-.225	204	.235	.093	.575	-.177
122	-.164	.051	.044	-.383	205	.305	.122	.669	-.119
123	.431	.176	.918	-.188	206	.433	.191	.908	-.496
124	.376	.148	.826	-.151	207	.138	.078	.475	-.145
125	.285	.121	.651	-.086	208	.295	.098	.629	-.096
126	.205	.093	.485	-.075	209	.273	.104	.638	-.160
127	.086	.070	.330	-.113	210	.498	.192	1.008	-.371
128	.007	.059	.231	-.160	211	-.185	.053	.034	-.410
129	-.084	.052	.184	-.240	212	-.012	.070	.277	-.279
130	-.182	.047	-.027	-.398	213	.081	.074	.388	-.146
131	.406	.189	.927	-.274	214	.236	.093	.524	-.109
132	-.200	.047	-.045	-.478	215	.329	.119	.686	-.112
133	.460	.191	1.036	-.226	216	.425	.190	.918	-.595
134	.357	.144	.795	-.174	217	-.205	.058	.042	-.485
135	.208	.098	.524	-.098	218	.296	.234	.946	-.841
136	.069	.065	.281	-.148	219	-.259	.058	-.052	-.488
137	-.053	.050	.155	-.280	220	-.113	.063	.109	-.337
138	-.109	.045	.105	-.321	221	-.054	.067	.239	-.285
139	-.158	.041	.048	-.280	222	.051	.087	.382	-.362
140	-.246	.044	-.071	-.417	223	.123	.117	.623	-.467
141	.497	.189	1.064	-.091	224	.109	.262	1.036	-1.185
142	-.261	.048	-.101	-.504	225	-.267	.063	-.032	-.558
143	.442	.152	.958	-.023	226	.045	.268	.769	-.994
144	.027	.062	.294	-.172	227	-.302	.063	-.097	-.584
145	-.115	.069	.174	-.412	228	-.130	.053	.089	-.322
146	-.150	.055	.137	-.352	229	-.074	.056	.154	-.276
147	.449	.166	.992	-.078	230	.003	.063	.321	-.213
148	.243	.110	.656	-.092	231	.076	.096	.484	-.319
149	.029	.070	.369	-.212	232	-.001	.259	.767	-1.005
150	-.147	.080	.140	-.457	233	-.386	.073	-.101	-.659
151	-.185	.083	.092	-.497	234	.176	.212	.899	-.839
152	-.181	.075	.117	-.475	235	-.118	.066	.221	-.315
153	-.198	.064	.040	-.424	236	.001	.062	.298	-.231
154	-.259	.059	-.018	-.526	237	-.039	.067	.260	-.294
155	.043	.132	.649	-.752	238	.245	.146	.785	-.447

WIND ENGINEERING STUDY OF DENVER SQUARE
DENVER, COLORADO. CONFIGURATION 2
WIND DIRECTION 180

PRESSURE TAP NUMBER	MEAN PRESSURE COEFFICIENT	RMS PRESSURE COEFFICIENT	MAXIMUM PRESSURE COEFFICIENT	MINIMUM PRESSURE COEFFICIENT	PRESSURE TAP NUMBER	MEAN PRESSURE COEFFICIENT	RMS PRESSURE COEFFICIENT	MAXIMUM PRESSURE COEFFICIENT	MINIMUM PRESSURE COEFFICIENT
239	-.405	.095	-.115	-.813	334	-.417	.070	-.218	-.653
240	-.156	.069	.123	-.418	335	-.438	.071	-.186	-.705
241	-.109	.068	.148	-.343	336	-.440	.075	-.212	-.894
242	.009	.066	.243	-.275	337	-.458	.076	-.255	-.834
243	.122	.085	.430	-.151	338	-.452	.075	-.240	-.790
244	.263	.141	.771	-.314	339	-.441	.071	-.218	-.813
245	-.387	.099	-.074	-.790	340	-.426	.069	-.172	-.669
246	.098	.163	.679	-.632	341	-.393	.088	-.157	-.916
247	-.355	.101	-.057	-.833	342	-.452	.080	-.255	-.864
248	-.145	.053	.055	-.327	343	-.376	.082	-.017	-.742
249	-.124	.053	.085	-.306	344	-.428	.088	-.152	-.735
250	-.094	.076	.221	-.361	345	-.504	.107	-.207	-1.047
251	-.063	.100	.410	-.358	346	-.489	.092	-.255	-.980
252	-.023	.119	.506	-.447	347	-.376	.076	-.128	-.770
253	-.135	.049	.041	-.327	348	-.361	.083	.069	-.688
254	-.107	.054	.081	-.309	349	-.392	.094	-.126	-.725
255	-.116	.081	.231	-.467	350	-.441	.097	-.141	-.838
256	-.070	.054	.109	-.509	351	-.509	.100	-.206	-.922
257	-.052	.058	.180	-.298	352	-.516	.109	-.243	-1.226
258	-.086	.093	.277	-.544	353	-.510	.106	-.252	-1.020
301	-.351	.105	-.117	-1.045	354	-.503	.102	-.247	-1.005
302	-.329	.080	-.129	-.733	355	-.343	.087	-.088	-.858
303	-.320	.066	-.123	-.709	356	-.568	.143	-.255	-1.826
304	-.304	.064	-.128	-.750	357	-.251	.107	.091	-.784
305	-.288	.057	-.129	-.505	358	-.273	.079	.022	-.575
306	-.285	.054	-.140	-.510	359	-.339	.099	.025	-.724
307	-.280	.052	-.131	-.502	360	-.338	.113	-.051	-.834
308	-.264	.051	-.120	-.479	361	-.352	.103	-.094	-.914
309	-.346	.091	-.116	-.837	362	-.419	.105	-.065	-.950
310	-.315	.059	-.122	-.541	363	-.628	.192	-.197	-1.631
311	-.291	.048	-.116	-.512	364	-.689	.247	-.178	-1.898
312	-.269	.048	-.106	-.464	365	-.275	.073	-.046	-.582
313	-.386	.110	-.142	-1.077	366	-.296	.064	-.124	-.558
314	-.356	.077	-.091	-.958	367	-.299	.061	-.137	-.576
315	-.345	.060	-.157	-.680	368	-.300	.112	.112	-.841
316	-.324	.059	-.085	-.632	369	-.284	.069	-.091	-.542
317	-.301	.051	-.142	-.515	370	-.286	.058	-.132	-.582
318	-.293	.049	-.131	-.487	371	-.284	.056	-.134	-.556
319	-.288	.048	-.114	-.481	372	-.174	.096	.206	-.659
320	-.269	.048	-.111	-.435	401	-.252	.049	-.089	-.448
321	-.366	.101	-.085	-.838	402	-.235	.049	-.072	-.432
322	-.278	.050	-.114	-.535	403	-.246	.051	-.077	-.496
323	-.363	.096	-.103	-.860	404	-.254	.053	-.062	-.571
324	-.337	.063	-.145	-.635	405	-.272	.051	-.122	-.704
325	-.341	.058	-.140	-.647	406	-.280	.059	-.124	-.755
326	-.349	.057	-.173	-.593	407	-.253	.042	-.113	-.428
327	-.339	.059	-.170	-.592	408	-.262	.042	-.134	-.469
328	-.311	.058	-.112	-.641	409	-.269	.043	-.139	-.467
329	-.306	.062	-.103	-1.022	410	-.262	.045	-.124	-.460
330	-.302	.060	-.108	-.877	411	-.256	.044	-.122	-.466
331	-.360	.095	-.126	-.992	412	-.265	.044	-.125	-.496
332	-.320	.063	-.122	-1.029	413	-.267	.045	-.119	-.463
333	-.416	.097	-.171	-.993	414	-.254	.042	-.125	-.423

WIND ENGINEERING STUDY OF DENVER SQUARE
DENVER, COLORADO. CONFIGURATION 2
WIND DIRECTION 180

PRESSURE TAP NUMBER	MEAN PRESSURE COEFFICIENT	RMS PRESSURE COEFFICIENT	MAXIMUM PRESSURE COEFFICIENT	MINIMUM PRESSURE COEFFICIENT	PRESSURE TAP NUMBER	MEAN PRESSURE COEFFICIENT	RMS PRESSURE COEFFICIENT	MAXIMUM PRESSURE COEFFICIENT	MINIMUM PRESSURE COEFFICIENT
415	-.265	.042	-.140	-.442	451	-.214	.051	-.012	-.438
416	-.288	.049	-.139	-.497	452	-.212	.055	.018	-.474
417	-.270	.048	-.083	-.485	453	-.395	.085	-.143	-.719
418	-.284	.051	-.122	-.500	454	-.317	.082	-.042	-.684
419	-.259	.055	-.057	-.665	455	-.118	.053	.141	-.301
420	-.269	.057	-.089	-.639	456	-.387	.088	-.118	-.807
421	-.280	.052	-.137	-.604	457	-.287	.097	.120	-.695
422	-.263	.043	-.107	-.461	458	-.100	.064	.194	-.292
423	-.272	.044	-.124	-.493	501	-.144	.123	.072	-1.055
424	-.293	.055	-.089	-.497	502	-.685	.175	-.072	-1.216
425	-.268	.052	-.099	-.657	503	-.311	.079	-.065	-.809
426	-.287	.056	-.089	-.530	504	-.217	.107	.080	-.648
427	-.247	.055	-.065	-.729	505	.009	.079	.168	-.307
428	-.258	.054	-.096	-.761	506	-.248	.071	-.011	-.496
429	-.273	.056	-.027	-.743	507	-.399	.079	-.123	-.715
430	-.280	.048	-.146	-.512	508	-.703	.182	-.039	-1.376
431	-.281	.051	-.137	-.574					
432	-.308	.055	-.107	-.594					
433	-.298	.053	-.131	-.509					
434	-.378	.064	-.135	-.656					
435	-.293	.057	-.131	-.523					
436	-.330	.058	-.155	-.663					
437	-.363	.059	-.208	-.624					
438	-.395	.068	-.132	-.664					
439	-.304	.065	-.106	-.592					
440	-.325	.066	-.152	-.667					
441	-.349	.070	-.088	-.852					
442	-.372	.061	-.166	-.664					
443	-.375	.065	-.149	-.670					
444	-.394	.075	-.169	-.819					
445	-.352	.081	-.115	-.718					
446	-.351	.079	-.101	-.721					
447	-.364	.078	-.115	-.796					
448	-.410	.085	-.201	-.827					
449	-.464	.108	-.123	-.902					
450	-.235	.064	.045	-.478					

WIND ENGINEERING STUDY OF DENVER SQUARE
DENVER, COLORADO. CONFIGURATION 2
WIND DIRECTION 195

PRESSURE TAP NUMBER	MEAN PRESSURE COEFFICIENT	RMS PRESSURE COEFFICIENT	MAXIMUM PRESSURE COEFFICIENT	MINIMUM PRESSURE COEFFICIENT	PRESSURE TAP NUMBER	MEAN PRESSURE COEFFICIENT	RMS PRESSURE COEFFICIENT	MAXIMUM PRESSURE COEFFICIENT	MINIMUM PRESSURE COEFFICIENT
101	-.080	.227	.448	-.917	156	-.188	.037	-.015	-.361
102	.074	.081	.315	-.308	157	-.122	.069	.156	-.553
103	.061	.071	.265	-.291	158	-.104	.049	.107	-.326
104	.042	.064	.271	-.290	159	-.121	.047	.051	-.363
105	.011	.060	.195	-.296	160	-.147	.047	.052	-.346
106	.015	.055	.186	-.257	161	-.161	.046	-.019	-.432
107	-.021	.049	.195	-.291	162	-.156	.040	-.019	-.463
108	-.135	.034	.020	-.293	163	-.156	.034	-.046	-.383
109	.007	.224	.621	-1.148	164	-.172	.031	-.060	-.335
110	.106	.082	.367	-.245	165	-.033	.075	.499	-.219
111	.117	.077	.313	-.225	166	-.082	.046	.145	-.270
112	.010	.057	.254	-.242	167	-.114	.037	.051	-.286
113	-.001	.276	.643	-1.187	168	-.128	.032	.009	-.278
114	.127	.158	.545	-.634	169	.167	.136	.843	-.161
115	.121	.119	.494	-.243	170	-.004	.067	.249	-.225
116	.088	.102	.415	-.217	171	-.111	.038	.057	-.247
117	.027	.086	.262	-.231	172	-.126	.032	.051	-.236
118	.003	.071	.200	-.285	201	-.060	.098	.312	-.503
119	-.063	.055	.105	-.346	202	.226	.139	.604	-.471
120	-.177	.033	-.036	-.315	203	.286	.153	.712	-.378
121	-.040	.231	.696	-.927	204	.368	.170	.755	-.287
122	-.169	.043	-.015	-.358	205	.428	.194	.922	-.319
123	-.065	.178	.631	-.804	206	.508	.214	1.012	-.328
124	-.017	.143	.542	-.559	207	.228	.150	.659	-.401
125	-.011	.114	.417	-.485	208	.395	.185	.891	-.302
126	.003	.098	.377	-.290	209	.388	.197	.917	-.265
127	-.033	.084	.282	-.305	210	.470	.228	1.048	-.351
128	-.074	.072	.175	-.344	211	-.171	.101	.349	-.510
129	-.127	.060	.091	-.324	212	.070	.135	.741	-.349
130	-.183	.046	-.009	-.440	213	.147	.144	.661	-.235
131	-.089	.167	.631	-.860	214	.176	.150	.768	-.244
132	-.202	.052	-.051	-.549	215	.168	.160	.840	-.286
133	-.085	.178	.553	-.936	216	.167	.188	.764	-.688
134	-.050	.126	.469	-.670	217	-.206	.104	.321	-.630
135	-.062	.090	.293	-.401	218	.024	.153	.659	-.669
136	-.095	.068	.188	-.369	219	-.239	.121	.338	-.627
137	-.139	.059	.124	-.398	220	-.022	.103	.593	-.376
138	-.165	.051	.051	-.415	221	.031	.102	.570	-.261
139	-.189	.045	.003	-.374	222	.045	.097	.502	-.308
140	-.236	.059	-.054	-.622	223	.026	.101	.413	-.362
141	-.001	.198	.792	-.880	224	-.006	.119	.366	-.694
142	-.229	.057	-.059	-.616	225	-.208	.138	.421	-.677
143	.109	.166	.794	-.401	226	-.003	.114	.621	-.681
144	-.088	.071	.247	-.344	227	-.230	.092	.197	-.678
145	-.167	.056	.119	-.452	228	-.066	.073	.331	-.300
146	-.170	.044	.051	-.388	229	-.022	.070	.378	-.283
147	.140	.164	.763	-.354	230	.004	.071	.331	-.281
148	.058	.122	.605	-.326	231	.026	.079	.427	-.324
149	-.084	.072	.242	-.375	232	-.005	.134	.474	-.878
150	-.196	.071	.036	-.519	233	-.307	.085	.026	-.704
151	-.210	.063	-.015	-.496	234	.018	.117	.518	-.745
152	-.194	.053	-.017	-.511	235	-.139	.070	.110	-.437
153	-.195	.046	-.031	-.408	236	-.041	.060	.176	-.283
154	-.200	.041	-.054	-.425	237	-.034	.065	.208	-.320
155	-.030	.190	.349	-.340	238	.026	.087	.470	-.386

WIND ENGINEERING STUDY OF DENVER SQUARE
DENVER, COLORADO, CONFIGURATION 2
WIND DIRECTION 195

PRESSURE TAP NUMBER	MEAN PRESSURE COEFFICIENT	RMS PRESSURE COEFFICIENT	MAXIMUM PRESSURE COEFFICIENT	MINIMUM PRESSURE COEFFICIENT	PRESSURE TAP NUMBER	MEAN PRESSURE COEFFICIENT	RMS PRESSURE COEFFICIENT	MAXIMUM PRESSURE COEFFICIENT	MINIMUM PRESSURE COEFFICIENT
239	-.243	.062	.008	-.544	334	-.295	.091	-.020	-.631
240	-.119	.048	.072	-.323	335	-.308	.105	.026	-.732
241	-.082	.049	.092	-.294	336	-.373	.120	.002	-.840
242	-.042	.049	.123	-.253	337	-.480	.137	-.014	-1.036
243	.009	.054	.243	-.213	338	-.549	.163	.033	-1.381
244	.027	.104	.454	-.787	339	-.550	.175	-.095	-1.603
245	-.236	.060	-.056	-.532	340	-.550	.165	-.124	-1.437
246	-.020	.089	.328	-.544	341	-.250	.067	-.047	-.690
247	-.210	.061	-.030	-.512	342	-.539	.183	-.120	-1.679
248	-.100	.039	.047	-.253	343	-.178	.061	.155	-.397
249	-.080	.037	.070	-.291	344	-.206	.075	.140	-.505
250	-.069	.041	.075	-.267	345	-.347	.110	.067	-.829
251	-.035	.047	.143	-.221	346	-.426	.119	-.109	-1.166
252	-.031	.059	.201	-.258	347	-.214	.048	-.070	-.445
253	-.091	.034	.065	-.211	348	-.188	.051	.039	-.428
254	-.072	.035	.075	-.229	349	-.194	.055	.009	-.432
255	-.044	.052	.155	-.325	350	-.227	.068	.019	-.532
256	-.059	.034	.081	-.169	351	-.280	.089	.033	-.655
257	-.042	.036	.101	-.180	352	-.354	.106	.034	-1.034
258	-.061	.081	.182	-.521	353	-.382	.107	-.042	-1.106
301	-.389	.141	-.066	-1.008	354	-.381	.109	-.068	-1.431
302	-.370	.108	-.055	-.942	355	-.204	.039	-.103	-.425
303	-.393	.112	-.063	-.951	356	-.353	.101	-.090	-1.001
304	-.392	.119	-.066	-.949	357	-.175	.040	-.023	-.432
305	-.401	.109	-.115	-1.027	358	-.178	.037	-.058	-.373
306	-.397	.090	-.152	-.868	359	-.171	.047	-.005	-.426
307	-.390	.076	-.178	-.809	360	-.192	.057	0.000	-.443
308	-.358	.066	-.176	-.666	361	-.227	.076	-.014	-.680
309	-.365	.103	-.118	-.792	362	-.261	.078	-.017	-.757
310	-.358	.076	-.099	-.642	363	-.354	.116	-.050	-1.014
311	-.393	.073	-.092	-.698	364	-.400	.132	-.073	-1.036
312	-.357	.065	-.176	-.752	365	-.167	.037	-.037	-.393
313	-.358	.101	-.111	-.774	366	-.187	.043	-.014	-.389
314	-.355	.078	-.051	-.885	367	-.179	.049	.053	-.379
315	-.382	.077	-.064	-.639	368	-.186	.066	.120	-.401
316	-.394	.083	-.146	-.869	369	-.164	.033	-.056	-.355
317	-.415	.089	-.146	-.768	370	-.181	.037	-.053	-.319
318	-.424	.093	-.122	-.888	371	-.166	.041	-.003	-.316
319	-.422	.087	-.125	-.868	372	-.099	.059	.166	-.355
320	-.392	.081	-.098	-.817	401	-.224	.038	-.068	-.370
321	-.317	.083	-.070	-.809	402	-.207	.038	-.060	-.339
322	-.454	.119	-.176	-1.502	403	-.217	.038	-.068	-.358
323	-.296	.066	-.096	-.661	404	-.232	.036	-.099	-.355
324	-.292	.072	-.016	-.604	405	-.262	.043	-.136	-.406
325	-.330	.085	-.090	-.694	406	-.298	.069	-.091	-.600
326	-.384	.102	-.095	-.783	407	-.223	.036	-.105	-.364
327	-.472	.137	-.109	-.978	408	-.233	.034	-.116	-.378
328	-.499	.158	-.102	-1.132	409	-.245	.033	-.146	-.366
329	-.519	.167	-.093	-1.429	410	-.254	.040	-.129	-.414
330	-.523	.156	-.171	-1.396	411	-.230	.036	-.108	-.390
331	-.272	.082	-.090	-.579	412	-.240	.036	-.115	-.403
332	-.525	.180	-.041	-1.496	413	-.259	.036	-.139	-.401
333	-.287	.072	-.067	-.630	414	-.255	.036	-.149	-.404

WIND ENGINEERING STUDY OF DENVER SQUARE
 DENVER, COLORADO, CONFIGURATION 2
 WIND DIRECTION 195

PRESSURE TAP NUMBER	MEAN PRESSURE COEFFICIENT	RMS PRESSURE COEFFICIENT	MAXIMUM PRESSURE COEFFICIENT	MINIMUM PRESSURE COEFFICIENT	PRESSURE TAP NUMBER	MEAN PRESSURE COEFFICIENT	RMS PRESSURE COEFFICIENT	MAXIMUM PRESSURE COEFFICIENT	MINIMUM PRESSURE COEFFICIENT
415	-.284	.042	-.149	-.456	451	-.186	.031	-.085	-.341
416	-.338	.062	-.143	-.575	452	-.207	.055	-.060	-.499
417	-.258	.041	-.143	-.504	453	-.192	.033	-.082	-.355
418	-.324	.063	-.146	-.556	454	-.184	.031	-.096	-.367
419	-.255	.063	-.077	-.787	455	-.148	.025	-.065	-.269
420	-.270	.065	-.107	-.728	456	-.189	.033	-.082	-.357
421	-.276	.054	-.122	-.576	457	-.179	.034	-.014	-.397
422	-.273	.043	-.122	-.448	458	-.140	.028	0.000	-.238
423	-.292	.048	-.136	-.457	501	-.717	.295	.048	-1.500
424	-.306	.059	-.119	-.576	502	-.396	.183	-.003	-.989
425	-.264	.080	-.040	-.911	503	-.257	.055	-.017	-.581
426	-.270	.058	-.084	-.504	504	-.005	.056	.112	-.339
427	-.228	.086	-.042	-.978	505	.020	.057	.204	-.245
428	-.238	.081	-.074	-1.035	506	-.221	.076	.066	-.540
429	-.242	.052	-.088	-.686	507	-.488	.102	-.149	-.993
430	-.262	.048	-.122	-.531	508	-.760	.161	-.168	-1.372
431	-.257	.054	-.107	-.584					
432	-.268	.060	-.077	-.600					
433	-.262	.095	-.049	-1.110					
434	-.292	.069	-.085	-.633					
435	-.220	.056	-.060	-.718					
436	-.228	.038	-.088	-.384					
437	-.263	.042	-.133	-.406					
438	-.289	.065	-.085	-.684					
439	-.204	.047	-.028	-.624					
440	-.210	.043	-.066	-.550					
441	-.215	.038	-.006	-.422					
442	-.255	.045	-.127	-.439					
443	-.267	.055	-.116	-.564					
444	-.268	.065	-.111	-.724					
445	-.191	.037	-.076	-.378					
446	-.267	.064	-.124	-.611					
447	-.190	.033	-.094	-.409					
448	-.201	.034	-.105	-.384					
449	-.212	.040	-.076	-.417					
450	-.188	.034	-.019	-.312					

WIND ENGINEERING STUDY OF DENVER SQUARE
DENVER, COLORADO. CONFIGURATION 2
WIND DIRECTION 210

PRESSURE TAP NUMBER	MEAN PRESSURE COEFFICIENT	RMS PRESSURE COEFFICIENT	MAXIMUM PRESSURE COEFFICIENT	MINIMUM PRESSURE COEFFICIENT	PRESSURE TAP NUMBER	MEAN PRESSURE COEFFICIENT	RMS PRESSURE COEFFICIENT	MAXIMUM PRESSURE COEFFICIENT	MINIMUM PRESSURE COEFFICIENT
101	-.792	.248	.232	-2.733	156	-.178	.036	-.060	-.358
102	-.549	.253	.034	-1.538	157	-.245	.088	.117	-.591
103	-.274	.199	.062	-1.155	158	-.178	.049	-.017	-.380
104	-.131	.096	.083	-.988	159	-.167	.034	-.034	-.314
105	-.095	.045	.040	-.416	160	-.168	.031	-.055	-.300
106	-.084	.035	.071	-.322	161	-.170	.027	-.029	-.294
107	-.100	.032	.064	-.287	162	-.166	.025	-.011	-.278
108	-.159	.030	-.065	-.294	163	-.159	.023	-.029	-.246
109	-.662	.195	.041	-1.664	164	-.155	.026	-.034	-.249
110	-.208	.208	.238	-1.091	165	-.195	.101	.151	-.460
111	-.018	.071	.268	-.478	166	-.148	.051	.038	-.329
112	-.061	.048	.117	-.282	167	-.138	.027	-.025	-.228
113	-.611	.216	.297	-1.666	168	-.137	.025	-.042	-.218
114	-.555	.250	.207	-1.610	169	-.162	.125	.349	-.607
115	-.400	.262	.169	-1.331	170	-.131	.057	.112	-.334
116	-.221	.186	.259	-.958	171	-.133	.027	0.000	-.218
117	-.123	.090	.172	-.584	172	-.135	.023	-.046	-.232
118	-.114	.060	.166	-.478	201	.063	.088	.474	-.333
119	-.138	.047	.101	-.498	202	.327	.112	.708	-.272
120	-.184	.034	-.040	-.345	203	.363	.121	.772	-.294
121	-.565	.213	.429	-1.721	204	.422	.137	.792	-.284
122	-.187	.041	-.053	-.390	205	.429	.161	.914	-.343
123	-.483	.177	.044	-1.930	206	.236	.170	.754	-.662
124	-.481	.194	.043	-1.526	207	.378	.127	.740	-.152
125	-.394	.188	.135	-1.295	208	.548	.153	.966	-.015
126	-.265	.144	.115	-.884	209	.584	.167	1.035	-.024
127	-.177	.087	.148	-.920	210	.473	.163	.937	-.141
128	-.163	.062	.049	-.463	211	.027	.096	.514	-.355
129	-.171	.050	.033	-.395	212	.401	.147	.836	-.051
130	-.194	.047	-.056	-.450	213	.516	.154	1.283	-.062
131	-.481	.165	-.078	-1.307	214	.496	.169	1.059	-.006
132	-.202	.050	-.034	-.461	215	.392	.167	.931	-.104
133	-.671	.232	-.012	-1.886	216	.112	.158	.633	-.390
134	-.508	.231	-.023	-1.639	217	.033	.100	.430	-.427
135	-.285	.143	.097	-1.021	218	.015	.149	.534	-.483
136	-.200	.070	.045	-.746	219	-.037	.104	.406	-.522
137	-.186	.042	-.008	-.441	220	.322	.138	.797	-.161
138	-.192	.036	-.058	-.384	221	.406	.161	1.091	-.120
139	-.199	.034	-.072	-.361	222	.368	.155	.975	-.033
140	-.225	.043	-.066	-.508	223	.260	.139	.781	-.165
141	-.585	.277	.105	-1.801	224	-.012	.109	.387	-.406
142	-.229	.043	-.072	-.475	225	-.044	.112	.401	-.462
143	-.131	.093	.118	-.677	226	.016	.112	.592	-.379
144	-.150	.036	-.023	-.435	227	-.136	.108	.335	-.532
145	-.170	.029	-.052	-.300	228	.098	.090	.541	-.268
146	-.186	.030	-.082	-.303	229	.136	.080	.489	-.112
147	-.180	.103	.211	-.689	230	.180	.103	.650	-.100
148	-.133	.045	.155	-.349	231	.212	.121	.714	-.233
149	-.155	.036	.145	-.301	232	.075	.116	.559	-.509
150	-.174	.031	-.071	-.378	233	-.211	.124	.337	-.622
151	-.176	.029	-.071	-.517	234	.039	.112	.555	-.448
152	-.178	.027	-.092	-.374	235	-.089	.108	.396	-.445
153	-.193	.027	-.102	-.328	236	-.021	.052	.217	-.225
154	-.221	.044	-.060	-.452	237	-.019	.063	.397	-.233
155	-.198	.086	.126	-.564	238	.033	.095	.652	-.277

WIND ENGINEERING STUDY OF DENVER SQUARE
DENVER, COLORADO. CONFIGURATION 2
WIND DIRECTION 210

PRESSURE TAP NUMBER	MEAN PRESSURE COEFFICIENT	RMS PRESSURE COEFFICIENT	MAXIMUM PRESSURE COEFFICIENT	MINIMUM PRESSURE COEFFICIENT	PRESSURE TAP NUMBER	MEAN PRESSURE COEFFICIENT	RMS PRESSURE COEFFICIENT	MAXIMUM PRESSURE COEFFICIENT	MINIMUM PRESSURE COEFFICIENT
239	-.132	.127	.473	-.514	334	-.173	.056	.087	-.511
240	-.035	.072	.309	-.256	335	-.162	.076	.146	-.597
241	-.033	.054	.207	-.198	336	-.218	.122	.079	-.820
242	-.034	.060	.172	-.272	337	-.396	.199	.112	-1.256
243	.004	.070	.234	-.267	338	-.600	.227	.065	-1.448
244	.015	.087	.430	-.362	339	-.690	.212	-.098	-1.470
245	-.111	.091	.386	-.483	340	-.711	.185	-.266	-1.679
246	-.052	.076	.345	-.427	341	-.198	.045	-.025	-.397
247	-.077	.056	.155	-.467	342	-.740	.249	-.104	-2.157
248	-.024	.049	.185	-.248	343	-.107	.047	.157	-.286
249	-.019	.053	.212	-.283	344	-.095	.052	.176	-.356
250	-.056	.057	.139	-.309	345	-.165	.106	.179	-.706
251	-.045	.054	.127	-.358	346	-.449	.218	.101	-1.554
252	-.064	.066	.187	-.413	347	-.182	.039	-.051	-.356
253	.026	.063	.342	-.286	348	-.132	.035	.021	-.282
254	-.001	.061	.324	-.334	349	-.124	.036	.070	-.267
255	-.046	.060	.160	-.304	350	-.138	.040	.011	-.309
256	.093	.088	.576	-.123	351	-.143	.058	.038	-.473
257	.067	.079	.440	-.133	352	-.193	.107	.146	-.924
258	-.033	.048	.271	-.204	353	-.306	.176	.060	-1.218
301	-.396	.206	.140	-1.375	354	-.456	.196	.027	-1.389
302	-.375	.162	.140	-1.096	355	-.196	.036	-.092	-.359
303	-.424	.164	.119	-1.172	356	-.266	.124	.068	-.997
304	-.466	.160	.065	-1.206	357	-.186	.036	.074	-.389
305	-.518	.146	.006	-1.383	358	-.136	.029	-.006	-.285
306	-.499	.114	-.153	-1.369	359	-.108	.030	.036	-.233
307	-.473	.090	-.216	-1.084	360	-.101	.034	.032	-.248
308	-.429	.084	-.196	-.908	361	-.099	.042	.084	-.313
309	-.347	.144	.123	-.946	362	-.109	.050	.101	-.328
310	-.392	.113	.039	-.992	363	-.108	.072	.158	-.448
311	-.473	.098	-.198	-.961	364	-.170	.111	.144	-.850
312	-.401	.079	-.137	-.754	365	-.143	.028	-.051	-.272
313	-.392	.144	.034	-.947	366	-.108	.032	.022	-.199
314	-.376	.102	.001	-.794	367	-.055	.046	.179	-.180
315	-.426	.101	-.025	-.858	368	-.004	.069	.335	-.212
316	-.458	.110	-.016	-.894	369	-.153	.027	-.062	-.260
317	-.489	.110	-.144	-1.111	370	-.116	.029	.006	-.206
318	-.475	.094	-.205	-1.005	371	-.058	.044	.149	-.180
319	-.457	.081	-.233	-.858	372	.010	.090	.378	-.449
320	-.417	.077	-.177	-.730	401	-.200	.039	-.038	-.336
321	-.340	.143	.037	-.961	402	-.194	.038	-.049	-.331
322	-.483	.099	-.232	-1.267	403	-.198	.037	-.064	-.339
323	-.267	.086	.042	-.657	404	-.203	.043	-.056	-.386
324	-.294	.125	.083	-.794	405	-.219	.054	-.031	-.407
325	-.386	.145	.037	-1.007	406	-.263	.100	.003	-.723
326	-.489	.143	-.071	-1.191	407	-.202	.037	-.086	-.398
327	-.580	.137	-.167	-1.300	408	-.203	.034	-.095	-.352
328	-.561	.121	-.216	-1.268	409	-.209	.035	-.086	-.347
329	-.569	.111	-.271	-1.292	410	-.222	.055	-.038	-.460
330	-.568	.108	-.296	-1.267	411	-.211	.037	-.086	-.384
331	-.222	.057	-.025	-.510	412	-.215	.036	-.084	-.365
332	-.611	.127	-.248	-1.236	413	-.213	.035	-.121	-.418
333	-.211	.043	-.022	-.422	414	-.210	.034	-.090	-.347

WIND ENGINEERING STUDY OF DENVER SQUARE
DENVER, COLORADO. CONFIGURATION 2
WIND DIRECTION 210

PRESSURE TAP NUMBER	MEAN PRESSURE COEFFICIENT	RMS PRESSURE COEFFICIENT	MAXIMUM PRESSURE COEFFICIENT	MINIMUM PRESSURE COEFFICIENT	PRESSURE TAP NUMBER	MEAN PRESSURE COEFFICIENT	RMS PRESSURE COEFFICIENT	MAXIMUM PRESSURE COEFFICIENT	MINIMUM PRESSURE COEFFICIENT
415	-.227	.044	-.046	-.578	451	-.285	.064	-.106	-.660
416	-.265	.068	.024	-.534	452	-.272	.061	-.114	-.667
417	-.226	.050	-.052	-.726	453	-.167	.025	-.074	-.266
418	-.270	.079	-.056	-.696	454	-.161	.028	-.046	-.283
419	-.231	.058	-.056	-.707	455	-.237	.052	-.086	-.474
420	-.238	.053	-.099	-.547	456	-.165	.024	-.048	-.268
421	-.235	.049	-.108	-.463	457	-.161	.030	.026	-.255
422	-.222	.039	-.099	-.379	458	-.231	.062	-.075	-.649
423	-.231	.048	-.087	-.478	501	-.804	.175	-.158	-1.440
424	-.237	.062	-.053	-.825	502	-.189	.098	.056	-.637
425	-.233	.069	-.052	-.804	503	-.108	.087	.121	-.413
426	-.210	.052	-.056	-.523	504	-.040	.071	.158	-.393
427	-.212	.060	-.028	-.702	505	-.162	.109	.257	-.578
428	-.219	.053	-.084	-.589	506	-.525	.130	.021	-1.002
429	-.207	.039	-.084	-.430	507	-.570	.095	-.284	-1.331
430	-.203	.040	-.090	-.420	508	-.636	.101	-.260	-1.065
431	-.194	.041	-.075	-.368					
432	-.193	.041	-.050	-.389					
433	-.244	.049	-.109	-.632					
434	-.232	.050	-.054	-.600					
435	-.250	.056	-.103	-.589					
436	-.230	.040	-.068	-.398					
437	-.232	.042	-.060	-.451					
438	-.224	.046	-.078	-.477					
439	-.244	.066	-.042	-.901					
440	-.250	.065	-.062	-.626					
441	-.229	.044	-.014	-.446					
442	-.241	.045	-.126	-.455					
443	-.227	.045	-.089	-.414					
444	-.216	.045	-.082	-.406					
445	-.196	.051	-.048	-.515					
446	-.253	.051	-.121	-.520					
447	-.163	.028	-.046	-.303					
448	-.175	.027	-.085	-.278					
449	-.183	.029	-.042	-.334					
450	-.256	.069	.011	-.603					

WIND ENGINEERING STUDY OF DENVER SQUARE
DENVER, COLORADO. CONFIGURATION 2
WIND DIRECTION 225

PRESSURE TAP NUMBER	MEAN PRESSURE COEFFICIENT	RMS PRESSURE COEFFICIENT	MAXIMUM PRESSURE COEFFICIENT	MINIMUM PRESSURE COEFFICIENT	PRESSURE TAP NUMBER	MEAN PRESSURE COEFFICIENT	RMS PRESSURE COEFFICIENT	MAXIMUM PRESSURE COEFFICIENT	MINIMUM PRESSURE COEFFICIENT
101	-.539	.081	-.265	-.862	156	-.209	.046	-.041	-.435
102	-.545	.084	-.268	-.869	157	-.369	.106	-.059	-1.002
103	-.586	.107	-.311	-1.209	158	-.304	.078	-.020	-.919
104	-.616	.150	-.127	-2.035	159	-.238	.061	.092	-.476
105	-.555	.187	.057	-1.348	160	-.203	.050	.013	-.387
106	-.436	.182	.205	-1.278	161	-.186	.038	0.000	-.352
107	-.358	.181	.229	-1.342	162	-.186	.031	-.003	-.315
108	-.345	.184	.232	-1.246	163	-.180	.027	-.066	-.293
109	-.520	.098	-.274	-.905	164	-.184	.035	-.044	-.329
110	-.556	.115	-.215	-1.209	165	-.277	.104	.056	-.776
111	-.471	.161	.192	-1.127	166	-.175	.081	.116	-.507
112	-.348	.181	.199	-1.003	167	-.146	.043	.039	-.296
113	-.485	.092	-.224	-1.082	168	-.147	.034	-.009	-.280
114	-.497	.093	-.241	-1.178	169	-.218	.122	.150	-.922
115	-.546	.109	-.265	-1.220	170	-.120	.086	.208	-.455
116	-.591	.138	-.039	-1.302	171	-.124	.044	.056	-.241
117	-.540	.142	.049	-1.062	172	-.133	.035	.013	-.271
118	-.443	.140	.084	-1.065	201	.157	.097	.447	-.143
119	-.399	.149	.123	-.893	202	.384	.111	.693	.009
120	-.425	.200	.112	-1.241	203	.376	.110	.685	.006
121	-.504	.099	-.218	-.874	204	.381	.106	.685	.030
122	-.430	.201	.090	-1.281	205	.347	.106	.708	-.017
123	-.584	.122	-.223	-1.134	206	.065	.091	.362	-.246
124	-.601	.123	-.238	-1.142	207	.458	.114	.797	.056
125	-.629	.115	-.304	-1.211	208	.589	.123	.978	.180
126	-.637	.133	-.244	-1.259	209	.589	.130	.960	.208
127	-.579	.150	.018	-1.206	210	.424	.113	.744	.048
128	-.470	.158	.124	-1.065	211	.095	.099	.484	-.254
129	-.373	.143	.163	-.886	212	.505	.121	.916	.054
130	-.316	.142	.099	-.949	213	.597	.141	1.049	.217
131	-.652	.135	-.281	-1.291	214	.552	.132	1.029	.172
132	-.256	.087	.015	-.795	215	.421	.118	.847	.056
133	-.819	.196	-.355	-2.169	216	.092	.089	.465	-.198
134	-.827	.208	-.099	-1.828	217	.107	.106	.472	-.261
135	-.720	.202	-.013	-1.557	218	.029	.092	.391	-.267
136	-.506	.208	.105	-1.207	219	.056	.111	.426	-.314
137	-.297	.120	-.014	-.919	220	.441	.122	.862	.082
138	-.245	.078	-.019	-.718	221	.519	.131	.955	.204
139	-.224	.052	-.055	-.526	222	.475	.124	.978	.180
140	-.235	.043	-.105	-.520	223	.355	.112	.817	.078
141	-.874	.265	-.092	-2.330	224	.007	.087	.368	-.324
142	-.248	.042	-.122	-.470	225	.076	.125	.530	-.324
143	-.337	.246	.216	-1.404	226	-.011	.098	.382	-.373
144	-.170	.067	.121	-.798	227	.072	.124	.503	-.349
145	-.188	.041	.025	-.322	228	.330	.115	.801	.027
146	-.710	.036	-.019	-.340	229	.330	.101	.681	.048
147	-.431	.232	.124	-1.410	230	.244	.082	.527	-.006
148	-.262	.163	.102	-1.432	231	.230	.100	.649	-.059
149	-.206	.073	0.000	-.930	232	.007	.113	.371	-.370
150	-.201	.045	.033	-.700	233	.066	.147	.676	-.447
151	-.195	.032	-.023	-.326	234	-.081	.127	.407	-.503
152	-.199	.030	-.050	-.293	235	.082	.125	.505	-.330
153	-.215	.032	-.078	-.362	236	.020	.048	.193	-.136
154	-.239	.048	-.019	-.471	237	-.010	.043	.196	-.179
155	-.420	.174	.052	-1.449	238	-.089	.127	.404	-.483

WIND ENGINEERING STUDY OF DENVER SQUARE
DENVER, COLORADO, CONFIGURATION 2
WIND DIRECTION 225

PRESSURE TAP NUMBER	MEAN PRESSURE COEFFICIENT	RMS PRESSURE COEFFICIENT	MAXIMUM PRESSURE COEFFICIENT	MINIMUM PRESSURE COEFFICIENT	PRESSURE TAP NUMBER	MEAN PRESSURE COEFFICIENT	RMS PRESSURE COEFFICIENT	MAXIMUM PRESSURE COEFFICIENT	MINIMUM PRESSURE COEFFICIENT
239	.067	.132	.562	-.500	334	-.134	.028	-.009	-.261
240	.066	.090	.360	-.297	335	-.093	.032	.058	-.272
241	.012	.073	.280	-.259	336	-.088	.041	.164	-.468
242	-.050	.052	.190	-.239	337	-.128	.111	.134	-.871
243	-.061	.090	.386	-.314	338	-.327	.277	.203	-1.514
244	-.117	.163	.428	-.506	339	-.843	.373	.157	-2.054
245	.017	.117	.474	-.437	340	-.986	.280	-.239	-2.347
246	-.195	.123	.353	-.654	341	-.201	.035	-.085	-.372
247	-.036	.079	.346	-.345	342	-.869	.345	-.065	-2.537
248	-.021	.068	.268	-.375	343	-.090	.036	.061	-.202
249	-.022	.077	.278	-.461	344	-.059	.036	.101	-.195
250	-.015	.077	.232	-.425	345	-.068	.041	.092	-.271
251	-.045	.077	.238	-.523	346	-.155	.144	.239	-.973
252	-.142	.073	.105	-.441	347	-.195	.037	-.079	-.394
253	-.002	.073	.347	-.342	348	-.111	.030	.029	-.249
254	.047	.098	.382	-.356	349	-.099	.030	.027	-.235
255	.030	.080	.333	-.277	350	-.098	.031	.027	-.223
256	.081	.106	.577	-.104	351	-.086	.036	.043	-.317
257	.107	.122	.604	-.200	352	-.085	.046	.085	-.460
258	.121	.099	.556	-.200	353	-.106	.070	.084	-.650
301	-.238	.091	.095	-.768	354	-.228	.140	.114	-.966
302	-.255	.126	.226	-.975	355	-.215	.036	-.105	-.368
303	-.341	.148	.113	-.881	356	-.158	.090	.131	-.639
304	-.445	.162	.077	-1.079	357	-.200	.042	-.023	-.412
305	-.614	.148	-.014	-1.272	358	-.125	.028	-.016	-.226
306	-.659	.118	-.284	-1.174	359	-.094	.027	.003	-.192
307	-.649	.092	-.376	-1.076	360	-.087	.029	.035	-.195
308	-.606	.087	-.343	-.946	361	-.087	.040	.115	-.343
309	-.203	.121	.165	-.699	362	-.091	.043	.111	-.245
310	-.348	.162	.198	-.942	363	-.079	.049	.123	-.297
311	-.635	.115	-.180	-1.066	364	-.121	.069	.089	-.463
312	-.591	.095	-.234	-1.010	365	-.162	.028	-.050	-.274
313	-.237	.099	.068	-.706	366	-.105	.030	.029	-.206
314	-.264	.123	.152	-.777	367	-.065	.044	.141	-.182
315	-.352	.149	.060	-.854	368	-.049	.062	.254	-.254
316	-.454	.172	.086	-1.076	369	-.167	.028	-.074	-.304
317	-.638	.153	-.065	-1.247	370	-.108	.028	.009	-.200
318	-.663	.126	-.075	-1.263	371	-.060	.042	.141	-.182
319	-.647	.106	-.302	-1.277	372	-.036	.074	.592	-.516
320	-.598	.100	-.282	-.996	401	-.308	.112	-.018	-1.104
321	-.220	.078	.017	-.820	402	-.265	.085	-.021	-.738
322	-.655	.120	-.267	-1.316	403	-.255	.074	-.034	-.670
323	-.205	.044	-.036	-.572	404	-.245	.072	-.016	-.600
324	-.144	.073	.050	-.670	405	-.252	.074	-.028	-.660
325	-.164	.118	.133	-.806	406	-.249	.081	.009	-.603
326	-.279	.186	.177	-1.088	407	-.258	.081	-.033	-.765
327	-.611	.236	.107	-1.290	408	-.234	.051	-.036	-.479
328	-.742	.198	.078	-1.458	409	-.232	.048	-.099	-.464
329	-.758	.159	-.275	-1.538	410	-.229	.066	-.048	-.673
330	-.732	.142	-.314	-1.283	411	-.294	.094	.001	-.742
331	-.210	.034	-.100	-.397	412	-.242	.057	-.061	-.533
332	-.808	.182	-.337	-1.784	413	-.232	.043	-.078	-.428
333	-.210	.032	-.114	-.339	414	-.220	.045	-.081	-.412

WIND ENGINEERING STUDY OF DENVER SQUARE
DENVER, COLORADO. CONFIGURATION 2
WIND DIRECTION 225

PRESSURE TAP NUMBER	MEAN PRESSURE COEFFICIENT	RMS PRESSURE COEFFICIENT	MAXIMUM PRESSURE COEFFICIENT	MINIMUM PRESSURE COEFFICIENT	PRESSURE TAP NUMBER	MEAN PRESSURE COEFFICIENT	RMS PRESSURE COEFFICIENT	MAXIMUM PRESSURE COEFFICIENT	MINIMUM PRESSURE COEFFICIENT
415	-.231	.060	-.060	-.543	451	-.305	.065	-.102	-.676
416	-.245	.073	-.043	-.600	452	-.372	.121	-.163	-1.178
417	-.297	.090	-.066	-.798	453	-.169	.034	.006	-.294
418	-.223	.058	-.024	-.567	454	-.194	.041	-.014	-.360
419	-.268	.078	-.058	-.721	455	-.231	.042	-.086	-.430
420	-.243	.049	-.091	-.447	456	-.161	.038	-.019	-.308
421	-.236	.041	-.108	-.413	457	-.181	.044	.070	-.315
422	-.216	.036	-.123	-.356	458	-.227	.040	-.075	-.434
423	-.220	.041	-.105	-.412	501	-.605	.086	-.341	-1.024
424	-.225	.043	-.102	-.423	502	-.608	.123	-.130	-1.088
425	-.253	.059	-.090	-.832	503	-.324	.143	.187	-.848
426	-.217	.038	-.096	-.425	504	-.327	.115	.189	-.769
427	-.237	.048	-.105	-.522	505	-.277	.130	.174	-.753
428	-.246	.046	-.124	-.531	506	-.602	.127	.011	-1.174
429	-.242	.039	-.135	-.444	507	-.652	.097	-.386	-1.168
430	-.226	.035	-.136	-.379	508	-.609	.082	-.350	-.922
431	-.219	.034	-.114	-.367					
432	-.223	.034	-.114	-.374					
433	-.258	.052	-.117	-.542					
434	-.242	.041	-.099	-.466					
435	-.262	.066	-.085	-.906					
436	-.253	.043	-.072	-.448					
437	-.267	.044	-.103	-.465					
438	-.257	.045	-.116	-.493					
439	-.258	.067	-.055	-.660					
440	-.272	.070	-.099	-.829					
441	-.258	.050	-.059	-.548					
442	-.278	.049	-.130	-.491					
443	-.265	.049	-.133	-.490					
444	-.254	.047	-.067	-.470					
445	-.225	.071	-.005	-.681					
446	-.331	.087	-.124	-.793					
447	-.190	.046	-.047	-.474					
448	-.200	.039	-.025	-.393					
449	-.213	.040	-.030	-.398					
450	-.275	.064	-.097	-.524					

WIND ENGINEERING STUDY OF DENVER SQUARE
DENVER, COLORADO. CONFIGURATION 2
WIND DIRECTION 240

PRESSURE TAP NUMBER	MEAN PRESSURE COEFFICIENT	RMS PRESSURE COEFFICIENT	MAXIMUM PRESSURE COEFFICIENT	MINIMUM PRESSURE COEFFICIENT	PRESSURE TAP NUMBER	MEAN PRESSURE COEFFICIENT	RMS PRESSURE COEFFICIENT	MAXIMUM PRESSURE COEFFICIENT	MINIMUM PRESSURE COEFFICIENT
101	-.417	.057	-.219	-.671	156	-.302	.063	-.097	-.653
102	-.414	.058	-.202	-.671	157	-.624	.229	-.143	-1.709
103	-.441	.069	-.196	-.896	158	-.461	.193	.057	-1.866
104	-.470	.084	-.199	-.977	159	-.297	.133	.061	-1.121
105	-.472	.096	-.187	-1.187	160	-.218	.074	.057	-.730
106	-.459	.110	-.131	-1.265	161	-.209	.050	.014	-.440
107	-.488	.129	-.056	-1.298	162	-.218	.042	-.028	-.383
108	-.551	.194	-.024	-1.649	163	-.223	.039	-.089	-.373
109	-.389	.051	-.202	-.606	164	-.236	.046	-.057	-.399
110	-.398	.056	-.228	-.752	165	-.395	.141	.048	-1.319
111	-.444	.080	-.184	-.947	166	-.183	.095	.193	-.670
112	-.534	.136	-.128	-1.168	167	-.156	.049	.061	-.308
113	-.376	.051	-.207	-.629	168	-.160	.045	.044	-.307
114	-.372	.051	-.202	-.678	169	-.335	.141	.087	-1.251
115	-.394	.056	-.191	-.807	170	-.175	.095	.288	-.543
116	-.418	.064	-.219	-.840	171	-.139	.059	.288	-.339
117	-.447	.068	-.226	-.763	172	-.143	.050	.118	-.287
118	-.446	.069	-.145	-.727	201	.331	.126	.695	-.066
119	-.490	.090	-.198	-.932	202	.407	.129	.774	-.112
120	-.546	.126	-.222	-1.295	203	.334	.121	.678	-.136
121	-.408	.058	-.219	-.633	204	.263	.107	.687	-.103
122	-.522	.122	-.202	-1.120	205	.211	.104	.557	-.124
123	-.455	.073	-.220	-.781	206	-.058	.071	.174	-.287
124	-.468	.074	-.229	-.798	207	.539	.139	.954	.105
125	-.480	.079	-.252	-.896	208	.562	.140	1.014	.100
126	-.483	.087	-.249	-1.006	209	.506	.133	.924	.003
127	-.503	.098	-.240	-1.230	210	.305	.107	.690	-.031
128	-.497	.091	-.232	-.862	211	.318	.130	.749	-.064
129	-.494	.079	-.154	-.915	212	.564	.136	.939	.139
130	-.515	.112	-.130	-1.048	213	.570	.149	.993	.133
131	-.492	.081	-.226	-.888	214	.427	.130	.829	.049
132	-.494	.115	-.173	-1.086	215	.268	.110	.597	-.043
133	-.584	.111	-.308	-1.242	216	-.032	.068	.223	-.287
134	-.586	.112	-.276	-1.319	217	.322	.137	.705	-.174
135	-.585	.123	-.178	-1.354	218	-.077	.073	.192	-.326
136	-.584	.130	-.176	-1.479	219	.279	.138	.669	-.187
137	-.555	.130	-.205	-1.171	220	.487	.140	.885	.012
138	-.509	.119	-.161	-.992	221	.499	.139	.909	.130
139	-.456	.105	-.060	-.932	222	.346	.116	.747	.030
140	-.425	.095	-.159	-.839	223	.194	.099	.523	-.054
141	-.568	.122	-.219	-1.245	224	-.113	.070	.147	-.358
142	-.389	.047	-.051	-.783	225	.331	.142	.798	-.169
143	-.558	.130	-.117	-1.240	226	-.141	.082	.289	-.397
144	-.524	.163	.020	-1.253	227	.294	.137	.743	-.121
145	-.369	.141	.288	-.940	228	.405	.137	.889	.030
146	-.309	.100	.126	-.731	229	.338	.119	.741	.031
147	-.563	.136	-.198	-1.306	230	.138	.081	.410	-.069
148	-.571	.153	-.104	-1.323	231	.057	.079	.409	-.174
149	-.551	.177	-.083	-1.360	232	-.182	.082	.207	-.454
150	-.475	.160	-.018	-1.125	233	.244	.132	.773	-.252
151	-.347	.111	.066	-.826	234	-.267	.081	.097	-.637
152	-.293	.091	.132	-.652	235	.234	.126	.833	-.091
153	-.297	.081	.034	-.622	236	.029	.055	.294	-.143
154	-.346	.067	-.078	-.681	237	-.018	.047	.168	-.185
155	-.596	.186	-.172	-1.755	238	-.168	.069	.115	-.443

WIND ENGINEERING STUDY OF DENVER SQUARE
DENVER, COLORADO. CONFIGURATION 2
WIND DIRECTION 240

PRESSURE TAP NUMBER	MEAN PRESSURE COEFFICIENT	RMS PRESSURE COEFFICIENT	MAXIMUM PRESSURE COEFFICIENT	MINIMUM PRESSURE COEFFICIENT	PRESSURE TAP NUMBER	MEAN PRESSURE COEFFICIENT	RMS PRESSURE COEFFICIENT	MAXIMUM PRESSURE COEFFICIENT	MINIMUM PRESSURE COEFFICIENT
239	.241	.134	.763	-.229	334	-.148	.032	-.038	-.263
240	.149	.085	.467	-.152	335	-.096	.036	.032	-.234
241	.019	.047	.179	-.185	336	-.069	.040	.079	-.216
242	-.076	.046	.135	-.272	337	-.057	.047	.088	-.231
243	-.129	.046	.038	-.363	338	-.057	.076	.131	-.528
244	-.303	.068	-.064	-.624	339	-.153	.193	.241	-1.125
245	.155	.116	.697	-.234	340	-.460	.235	.193	-1.492
246	-.247	.084	.056	-.628	341	-.269	.039	-.114	-.446
247	.097	.094	.516	-.161	342	-.372	.272	.275	-1.823
248	.034	.060	.348	-.228	343	-.124	.037	.030	-.241
249	-.042	.036	.106	-.314	344	-.067	.039	.097	-.175
250	-.064	.048	.135	-.313	345	-.029	.052	.240	-.172
251	-.069	.051	.141	-.307	346	-.048	.107	.428	-.454
252	-.187	.082	.194	-.559	347	-.256	.040	-.103	-.413
253	.040	.071	.370	-.184	348	-.135	.036	.036	-.275
254	-.040	.036	.111	-.243	349	-.096	.037	.071	-.203
255	-.061	.053	.278	-.244	350	-.076	.039	.123	-.188
256	.029	.060	.396	-.170	351	-.056	.044	.176	-.181
257	-.032	.034	.124	-.134	352	-.036	.049	.235	-.182
258	-.058	.057	.340	-.252	353	-.026	.055	.173	-.250
301	-.255	.034	-.132	-.362	354	-.120	.113	.308	-.557
302	-.186	.030	-.040	-.314	355	-.268	.039	-.138	-.414
303	-.184	.033	-.058	-.373	356	-.089	.079	.250	-.413
304	-.156	.039	-.010	-.422	357	-.258	.038	-.141	-.487
305	-.186	.082	.055	-.717	358	-.141	.035	.008	-.264
306	-.323	.155	.003	-.975	359	-.102	.038	.052	-.216
307	-.537	.166	-.003	-.988	360	-.081	.043	.109	-.200
308	-.612	.115	-.192	-1.325	361	-.061	.051	.155	-.206
309	-.093	.040	.052	-.268	362	-.046	.056	.214	-.202
310	-.045	.056	.126	-.410	363	-.014	.054	.278	-.153
311	-.197	.176	.142	-.798	364	-.055	.069	.291	-.387
312	-.526	.112	.030	-1.059	365	-.209	.032	-.097	-.320
313	-.257	.029	-.163	-.368	366	-.093	.045	.074	-.216
314	-.191	.025	-.096	-.346	367	-.033	.062	.212	-.212
315	-.154	.030	0.000	-.416	368	.033	.063	.338	-.162
316	-.091	.043	.075	-.412	369	-.231	.033	-.114	-.375
317	-.114	.134	.133	-.874	370	-.110	.041	.083	-.229
318	-.275	.232	.178	-1.076	371	-.031	.059	.225	-.206
319	-.513	.207	.145	-1.315	372	.046	.061	.425	-.172
320	-.533	.140	.021	-1.237	401	-.384	.093	-.104	-.965
321	-.256	.028	-.129	-.373	402	-.299	.057	-.109	-.644
322	-.545	.164	-.040	-1.638	403	-.284	.048	-.113	-.596
323	-.266	.027	-.169	-.367	404	-.287	.041	-.154	-.457
324	-.161	.024	-.054	-.253	405	-.290	.041	-.139	-.454
325	-.117	.031	.019	-.278	406	-.273	.040	-.125	-.407
326	-.089	.040	.078	-.370	407	-.307	.055	-.100	-.517
327	-.086	.086	.111	-.707	408	-.288	.039	-.154	-.440
328	-.143	.192	.178	-.978	409	-.290	.039	-.161	-.439
329	-.386	.266	.262	-1.365	410	-.276	.039	-.142	-.439
330	-.527	.183	.007	-1.487	411	-.379	.068	-.146	-.707
331	-.278	.031	-.159	-.395	412	-.324	.046	-.163	-.537
332	-.496	.205	.082	-1.340	413	-.313	.038	-.143	-.466
333	-.273	.038	-.164	-.484	414	-.288	.034	-.167	-.442

WIND ENGINEERING STUDY OF DENVER SQUARE
DENVER, COLORADO. CONFIGURATION 2
WIND DIRECTION 240

PRESSURE TAP NUMBER	MEAN PRESSURE COEFFICIENT	RMS PRESSURE COEFFICIENT	MAXIMUM PRESSURE COEFFICIENT	MINIMUM PRESSURE COEFFICIENT	PRESSURE TAP NUMBER	MEAN PRESSURE COEFFICIENT	RMS PRESSURE COEFFICIENT	MAXIMUM PRESSURE COEFFICIENT	MINIMUM PRESSURE COEFFICIENT
415	-.292	.035	-.178	-.449	451	-.389	.060	-.225	-.675
416	-.296	.035	-.173	-.455	452	-.384	.069	-.228	-.803
417	-.398	.063	-.190	-.656	453	-.209	.049	.021	-.422
418	-.286	.033	-.173	-.418	454	-.233	.054	-.025	-.440
419	-.409	.067	-.191	-.740	455	-.348	.057	-.161	-.555
420	-.357	.046	-.214	-.573	456	-.198	.055	.049	-.377
421	-.340	.041	-.216	-.485	457	-.192	.065	.124	-.415
422	-.305	.034	-.208	-.451	458	-.328	.058	-.109	-.550
423	-.306	.035	-.202	-.455	501	-.608	.085	-.335	-.972
424	-.307	.035	-.204	-.446	502	-.575	.096	-.063	-.896
425	-.411	.074	-.149	-.752	503	-.332	.095	-.014	-.713
426	-.296	.042	.066	-.526	504	-.237	.085	.018	-.568
427	-.387	.073	-.198	-.698	505	-.340	.083	-.022	-.672
428	-.379	.063	-.104	-.778	506	-.507	.128	-.090	-.978
429	-.369	.054	-.187	-.656	507	-.634	.119	-.250	-1.231
430	-.320	.042	-.191	-.553	508	-.590	.089	-.332	-.985
431	-.304	.044	-.169	-.519					
432	-.305	.042	-.103	-.487					
433	-.397	.075	-.054	-.780					
434	-.322	.052	-.152	-.616					
435	-.406	.082	-.117	-.849					
436	-.354	.054	-.127	-.550					
437	-.333	.051	-.140	-.632					
438	-.315	.052	-.133	-.589					
439	-.402	.095	-.084	-.997					
440	-.408	.091	-.146	-.924					
441	-.368	.062	-.170	-.670					
442	-.336	.052	-.190	-.595					
443	-.320	.050	-.140	-.527					
444	-.306	.050	-.143	-.518					
445	-.358	.110	-.077	-1.299					
446	-.344	.061	-.152	-.619					
447	-.261	.064	-.052	-.687					
448	-.266	.052	-.028	-.543					
449	-.294	.053	-.054	-.524					
450	-.396	.064	-.178	-.797					

WIND ENGINEERING STUDY OF DENVER SQUARE
DENVER, COLORADO. CONFIGURATION 2
WIND DIRECTION 255

PRESSURE TAP NUMBER	MEAN PRESSURE COEFFICIENT	RMS PRESSURE COEFFICIENT	MAXIMUM PRESSURE COEFFICIENT	MINIMUM PRESSURE COEFFICIENT	PRESSURE TAP NUMBER	MEAN PRESSURE COEFFICIENT	RMS PRESSURE COEFFICIENT	MAXIMUM PRESSURE COEFFICIENT	MINIMUM PRESSURE COEFFICIENT
101	-.391	.044	-.239	-.548	156	-.409	.068	-.131	-.735
102	-.376	.043	-.215	-.519	157	-.472	.070	-.283	-.775
103	-.391	.046	-.207	-.573	158	-.481	.077	-.232	-.870
104	-.402	.049	-.190	-.596	159	-.488	.092	-.212	-1.019
105	-.417	.058	-.207	-.946	160	-.466	.088	-.095	-.812
106	-.399	.063	-.137	-.957	161	-.361	.077	-.078	-.602
107	-.416	.075	-.148	-1.027	162	-.303	.066	-.081	-.558
108	-.445	.098	-.157	-1.476	163	-.275	.057	-.081	-.519
109	-.372	.041	-.251	-.578	164	-.281	.052	-.015	-.509
110	-.363	.039	-.248	-.542	165	-.465	.076	-.257	-.784
111	-.398	.050	-.255	-.785	166	-.457	.089	-.101	-.844
112	-.430	.079	-.191	-.884	167	-.252	.074	.051	-.518
113	-.360	.036	-.243	-.513	168	-.196	.059	.040	-.397
114	-.346	.035	-.219	-.500	169	-.462	.081	-.226	-.830
115	-.361	.037	-.240	-.510	170	-.453	.093	-.009	-.922
116	-.377	.037	-.243	-.530	171	-.247	.078	0.000	-.495
117	-.394	.037	-.272	-.545	172	-.190	.060	.046	-.410
118	-.381	.039	-.258	-.549	201	.466	.139	.873	-.041
119	-.397	.046	-.267	-.739	202	.362	.123	.726	.007
120	-.423	.068	-.221	-.809	203	.250	.109	.589	-.069
121	-.350	.038	-.216	-.497	204	.147	.090	.454	-.153
122	-.396	.069	-.203	-.802	205	.080	.082	.363	-.157
123	-.354	.041	-.194	-.499	206	-.141	.051	.049	-.315
124	-.365	.040	-.237	-.510	207	.551	.141	.974	.144
125	-.387	.040	-.237	-.537	208	.434	.118	.823	.069
126	-.377	.040	-.236	-.530	209	.404	.110	.701	.071
127	-.401	.042	-.273	-.555	210	.196	.082	.428	-.075
128	-.414	.043	-.293	-.630	211	.508	.140	.889	.053
129	-.421	.046	-.266	-.621	212	.550	.125	.917	.206
130	-.419	.068	-.234	-.818	213	.516	.119	.882	.159
131	-.380	.045	-.240	-.531	214	.309	.094	.626	.010
132	-.452	.065	-.225	-.860	215	.146	.075	.401	-.104
133	-.450	.049	-.292	-.649	216	-.114	.044	.043	-.294
134	-.459	.049	-.315	-.650	217	.540	.151	1.020	.112
135	-.461	.049	-.310	-.653	218	-.140	.048	.043	-.334
136	-.469	.052	-.327	-.670	219	.484	.146	.914	.090
137	-.489	.054	-.341	-.744	220	.518	.129	.892	.175
138	-.492	.050	-.321	-.695	221	.456	.110	.866	.150
139	-.484	.048	-.286	-.702	222	.250	.085	.523	.040
140	-.488	.056	-.267	-.710	223	.098	.070	.353	-.097
141	-.478	.049	-.330	-.653	224	-.162	.045	.021	-.347
142	-.504	.058	-.295	-.792	225	.536	.139	.970	.075
143	-.484	.052	-.326	-.833	226	-.196	.050	.010	-.372
144	-.486	.055	-.323	-.845	227	.463	.130	.858	.079
145	-.510	.067	-.301	-.775	228	.433	.110	.758	.128
146	-.502	.065	-.211	-.793	229	.310	.093	.631	.079
147	-.473	.054	-.286	-.692	230	.058	.055	.262	-.081
148	-.472	.055	-.281	-.696	231	-.039	.050	.153	-.172
149	-.481	.060	-.321	-.873	232	-.251	.046	-.040	-.404
150	-.490	.066	-.315	-.821	233	.400	.142	.851	-.101
151	-.498	.069	-.237	-.742	234	-.342	.122	.758	-.556
152	-.491	.070	-.200	-.744	235	.341	.167	.799	-.497
153	-.498	.069	-.144	-.756	236	.029	.070	.761	-.145
154	-.508	.065	-.238	-.756	237	-.033	.044	.158	-.191
155	-.473	.061	-.294	-.827	238	-.179	.052	.069	-.380

WIND ENGINEERING STUDY OF DENVER SQUARE
DENVER, COLORADO, CONFIGURATION 2
WIND DIRECTION 255

PRESSURE TAP NUMBER	MEAN PRESSURE COEFFICIENT	RMS PRESSURE COEFFICIENT	MAXIMUM PRESSURE COEFFICIENT	MINIMUM PRESSURE COEFFICIENT	PRESSURE TAP NUMBER	MEAN PRESSURE COEFFICIENT	RMS PRESSURE COEFFICIENT	MAXIMUM PRESSURE COEFFICIENT	MINIMUM PRESSURE COEFFICIENT
239	.322	.127	.785	.029	334	-.139	.037	-.004	-.249
240	.205	.092	.568	-.013	335	-.062	.045	.117	-.189
241	.025	.041	.186	-.114	336	-.012	.054	.202	-.163
242	-.160	.043	.006	-.337	337	.045	.062	.274	-.111
243	-.210	.043	-.047	-.377	338	.090	.076	.387	-.163
244	-.360	.046	-.176	-.530	339	.132	.104	.513	-.475
245	.277	.124	.757	-.089	340	.021	.228	.751	-.890
246	-.323	.064	-.079	-.597	341	-.293	.034	-.179	-.430
247	.168	.117	.584	-.186	342	.078	.195	.594	-.861
248	.097	.086	.452	-.176	343	-.093	.046	.157	-.241
249	-.039	.044	.158	-.214	344	.003	.051	.226	-.155
250	-.175	.057	.059	-.373	345	.067	.070	.386	-.125
251	-.191	.054	.025	-.396	346	.138	.124	.665	-.398
252	-.294	.058	-.053	-.518	347	-.289	.041	-.136	-.447
253	.019	.102	.458	-.295	348	-.124	.039	.104	-.238
254	-.073	.051	.111	-.271	349	-.062	.043	.120	-.163
255	-.167	.048	.018	-.346	350	-.027	.047	.155	-.141
256	.011	.085	.370	-.208	351	.018	.055	.239	-.119
257	-.047	.048	.230	-.220	352	.058	.065	.326	-.098
258	-.160	.045	.043	-.323	353	.098	.070	.418	-.079
301	-.268	.029	-.166	-.360	354	.080	.129	.585	-.359
302	-.141	.038	-.019	-.256	355	-.308	.044	-.139	-.550
303	-.114	.045	.037	-.259	356	.043	.105	.436	-.351
304	-.070	.050	.096	-.240	357	-.303	.041	-.147	-.484
305	-.047	.052	.154	-.234	358	-.135	.037	.003	-.252
306	-.025	.060	.195	-.210	359	-.069	.041	.081	-.194
307	.011	.077	.237	-.466	360	-.028	.048	.142	-.155
308	-.127	.226	.435	.722	361	.021	.057	.255	-.170
309	-.036	.044	.113	-.193	362	.049	.064	.293	-.141
310	.072	.061	.259	-.144	363	.065	.065	.343	-.122
311	.064	.064	.300	-.156	364	.006	.091	.371	-.421
312	.018	.195	.566	-.661	365	-.243	.037	-.104	-.392
313	-.270	.025	-.169	-.362	366	-.054	.044	.173	-.194
314	-.149	.031	-.035	-.259	367	.058	.062	.351	-.110
315	-.079	.043	.068	-.203	368	.064	.073	.405	-.142
316	.013	.054	.187	-.131	369	-.278	.039	-.132	-.421
317	.094	.063	.303	-.232	370	-.074	.041	.073	-.191
318	.138	.080	.373	-.529	371	.058	.058	.289	-.141
319	.130	.168	.441	-.736	372	.091	.070	.421	-.078
320	-.040	.235	.582	-.704	401	-.374	.065	-.157	-.973
321	-.275	.025	-.187	-.381	402	-.331	.046	-.175	-.767
322	.001	.238	.751	-.788	403	-.339	.042	-.194	-.510
323	-.283	.024	-.203	-.379	404	-.350	.039	-.209	-.496
324	-.131	.029	-.032	-.244	405	-.354	.036	-.209	-.481
325	-.054	.039	.116	-.182	406	-.329	.036	-.184	-.458
326	.002	.050	.195	-.131	407	-.343	.046	-.172	-.555
327	.067	.066	.328	-.116	408	-.351	.036	-.190	-.487
328	.144	.085	.459	-.319	409	-.362	.031	-.233	-.458
329	.166	.154	.531	-.691	410	-.339	.032	-.206	-.437
330	-.005	.240	.629	-.785	411	-.365	.044	-.212	-.545
331	-.300	.031	-.203	-.407	412	-.364	.035	-.236	-.513
332	.021	.238	.632	-.885	413	-.367	.033	-.255	-.473
333	-.309	.032	-.216	-.417	414	-.346	.031	-.237	-.445

WIND ENGINEERING STUDY OF DENVER SQUARE
DENVER, COLORADO. CONFIGURATION 2
WIND DIRECTION 255

PRESSURE TAP NUMBER	MEAN PRESSURE COEFFICIENT	RMS PRESSURE COEFFICIENT	MAXIMUM PRESSURE COEFFICIENT	MINIMUM PRESSURE COEFFICIENT	PRESSURE TAP NUMBER	MEAN PRESSURE COEFFICIENT	RMS PRESSURE COEFFICIENT	MAXIMUM PRESSURE COEFFICIENT	MINIMUM PRESSURE COEFFICIENT
415	-.351	.032	-.219	-.458	451	-.528	.074	-.335	-1.073
416	-.353	.032	-.209	-.469	452	-.509	.068	-.314	-.901
417	-.383	.049	-.184	-.558	453	-.216	.061	.029	-.493
418	-.348	.036	-.218	-.484	454	-.299	.091	-.008	-.598
419	-.384	.050	-.212	-.600	455	-.551	.090	-.330	-.990
420	-.381	.041	-.227	-.518	456	-.203	.064	.063	-.456
421	-.378	.036	-.272	-.542	457	-.226	.085	.108	-.624
422	-.349	.033	-.255	-.479	458	-.544	.099	-.258	-1.263
423	-.355	.033	-.251	-.463	501	-.562	.072	-.290	-.875
424	-.358	.033	-.255	-.466	502	-.461	.101	-.096	-.767
425	-.405	.046	-.243	-.552	503	-.197	.088	.046	-.530
426	-.346	.034	-.237	-.488	504	-.257	.110	-.004	-.661
427	-.416	.043	-.206	-.600	505	-.394	.058	-.163	-.620
428	-.398	.039	-.279	-.551	506	-.680	.135	-.240	-1.145
429	-.402	.039	-.279	-.602	507	-.659	.166	-.295	-1.586
430	-.377	.036	-.236	-.502	508	-.589	.107	-.317	-1.086
431	-.364	.035	-.209	-.494					
432	-.373	.035	-.224	-.503					
433	-.480	.056	-.294	-.790					
434	-.390	.042	-.235	-.570					
435	-.510	.074	-.327	-.875					
436	-.448	.051	-.297	-.675					
437	-.433	.051	-.260	-.647					
438	-.396	.048	-.246	-.616					
439	-.543	.081	-.275	-.990					
440	-.513	.073	-.271	-.847					
441	-.480	.058	-.278	-.776					
442	-.444	.057	-.280	-.762					
443	-.420	.053	-.257	-.664					
444	-.402	.052	-.183	-.619					
445	-.530	.132	-.095	-1.240					
446	-.479	.069	-.243	-.802					
447	-.335	.082	-.008	-.842					
448	-.350	.062	-.140	-.599					
449	-.417	.081	-.105	-.748					
450	-.555	.086	-.309	-1.059					

WIND ENGINEERING STUDY OF DENVER SQUARE
DENVER, COLORADO. CONFIGURATION 2
WIND DIRECTION 270

PRESSURE TAP NUMBER	MEAN PRESSURE COEFFICIENT	RMS PRESSURE COEFFICIENT	MAXIMUM PRESSURE COEFFICIENT	MINIMUM PRESSURE COEFFICIENT	PRESSURE TAP NUMBER	MEAN PRESSURE COEFFICIENT	RMS PRESSURE COEFFICIENT	MAXIMUM PRESSURE COEFFICIENT	MINIMUM PRESSURE COEFFICIENT
101	-.291	.041	-.147	-.472	156	-.315	.052	-.111	-.558
102	-.273	.040	-.130	-.450	157	-.374	.049	-.237	-.576
103	-.284	.042	-.148	-.459	158	-.378	.052	-.237	-.604
104	-.295	.042	-.142	-.484	159	-.387	.058	-.227	-.695
105	-.308	.046	-.165	-.490	160	-.401	.066	-.204	-.820
106	-.286	.049	-.145	-.546	161	-.336	.058	-.076	-.568
107	-.294	.055	-.106	-.610	162	-.271	.056	-.016	-.464
108	-.308	.062	-.073	-.652	163	-.226	.052	.007	-.429
109	-.283	.038	-.157	-.426	164	-.221	.049	-.020	-.488
110	-.269	.037	-.165	-.424	165	-.381	.057	-.223	-.617
111	-.291	.040	-.151	-.483	166	-.397	.066	-.121	-.764
112	-.299	.054	-.144	-.688	167	-.232	.065	.076	-.445
113	-.276	.037	-.160	-.418	168	-.139	.064	.116	-.403
114	-.258	.036	-.151	-.385	169	-.372	.061	-.184	-.718
115	-.273	.036	-.166	-.394	170	-.386	.069	-.141	-.801
116	-.288	.035	-.169	-.418	171	-.225	.070	.152	-.479
117	-.303	.037	-.186	-.450	172	-.142	.064	.112	-.442
118	-.283	.038	-.153	-.460	201	.238	.225	.816	-.825
119	-.291	.042	-.174	-.502	202	.160	.138	.571	-.294
120	-.301	.053	-.157	-.649	203	.098	.119	.473	-.197
121	-.280	.040	-.142	-.427	204	.060	.100	.379	-.239
122	-.284	.050	-.103	-.508	205	.018	.088	.310	-.286
123	-.281	.043	-.145	-.460	206	-.132	.051	.062	-.318
124	-.292	.042	-.151	-.463	207	.325	.201	.864	-.562
125	-.307	.041	-.184	-.460	208	.210	.125	.596	-.090
126	-.294	.039	-.171	-.447	209	.225	.121	.733	-.066
127	-.312	.040	-.190	-.453	210	.082	.092	.410	-.155
128	-.317	.041	-.186	-.474	211	.296	.204	.941	-.654
129	-.319	.043	-.145	-.478	212	.309	.133	.812	-.396
130	-.296	.055	-.087	-.586	213	.240	.119	.708	-.057
131	-.297	.045	-.145	-.474	214	.100	.093	.437	-.170
132	-.335	.054	-.124	-.680	215	-.006	.075	.267	-.223
133	-.353	.041	-.217	-.537	216	-.146	.044	.023	-.312
134	-.355	.040	-.227	-.544	217	.296	.197	.956	-.544
135	-.357	.040	-.240	-.579	218	-.168	.045	.035	-.312
136	-.364	.041	-.245	-.659	219	.243	.170	.893	-.474
137	-.383	.039	-.268	-.579	220	.259	.107	.757	-.039
138	-.378	.038	-.207	-.540	221	.195	.095	.657	-.035
139	-.367	.040	-.154	-.507	222	.049	.073	.407	-.139
140	-.366	.047	-.145	-.533	223	-.049	.061	.239	-.220
141	-.368	.042	-.237	-.538	224	-.182	.040	-.029	-.315
142	-.379	.051	-.132	-.623	225	.229	.151	.795	-.658
143	-.372	.042	-.241	-.568	226	-.213	.041	-.023	-.367
144	-.373	.043	-.244	-.583	227	.175	.130	.767	-.554
145	-.398	.051	-.277	-.614	228	.175	.079	.642	-.018
146	-.391	.057	.100	-.583	229	.110	.072	.450	-.054
147	-.373	.043	-.250	-.568	230	-.063	.046	.191	-.191
148	-.372	.043	-.247	-.604	231	-.123	.041	.116	-.268
149	-.388	.045	-.264	-.574	232	-.242	.035	-.074	-.381
150	-.394	.050	-.280	-.614	233	.280	.154	.871	-.329
151	-.405	.054	-.267	-.601	234	-.386	.034	-.256	-.505
152	-.399	.052	-.136	-.603	235	.221	.140	.725	-.265
153	-.390	.053	-.108	-.576	236	-.068	.048	.149	-.219
154	-.392	.056	-.103	-.601	237	-.092	.046	.091	-.270
155	-.367	.046	-.228	-.553	238	-.209	.048	-.030	-.367

WIND ENGINEERING STUDY OF DENVER SQUARE
DENVER, COLORADO. CONFIGURATION 2
WIND DIRECTION 270

PRESSURE TAP NUMBER	MEAN PRESSURE COEFFICIENT	RMS PRESSURE COEFFICIENT	MAXIMUM PRESSURE COEFFICIENT	MINIMUM PRESSURE COEFFICIENT	PRESSURE TAP NUMBER	MEAN PRESSURE COEFFICIENT	RMS PRESSURE COEFFICIENT	MAXIMUM PRESSURE COEFFICIENT	MINIMUM PRESSURE COEFFICIENT
239	.221	.158	.768	-.422	334	-.114	.046	.100	-.253
240	.124	.104	.561	-.121	335	-.025	.058	.215	-.177
241	-.047	.050	.122	-.218	336	.042	.070	.300	-.139
242	-.226	.041	-.081	-.394	337	.106	.088	.408	-.094
243	-.268	.040	-.106	-.408	338	.170	.103	.522	-.086
244	-.378	.039	-.236	-.498	339	.234	.119	.644	-.067
245	.174	.136	.726	-.648	340	.276	.167	.744	-.435
246	-.357	.046	-.186	-.543	341	-.298	.035	-.161	-.447
247	.089	.139	.704	-.686	342	.243	.168	.809	-.350
248	.036	.100	.474	-.237	343	-.107	.055	.106	-.285
249	-.092	.057	.167	-.315	344	-.005	.068	.277	-.189
250	-.231	.050	-.057	-.514	345	.113	.095	.538	-.116
251	-.250	.043	-.103	-.479	346	.224	.127	.769	-.072
252	-.325	.041	-.186	-.495	347	-.316	.043	-.167	-.480
253	-.021	.131	.487	-.420	348	-.133	.043	.088	-.265
254	-.113	.062	.127	-.338	349	-.073	.049	.158	-.216
255	-.217	.041	-.076	-.376	350	-.032	.055	.286	-.183
256	-.033	.113	.444	-.408	351	.021	.065	.447	-.149
257	-.074	.062	.174	-.250	352	.071	.075	.558	-.136
258	-.206	.043	-.051	-.353	353	.112	.089	.550	-.079
301	-.146	.048	.039	-.294	354	.138	.129	.571	-.464
302	.006	.086	.319	-.258	355	-.341	.048	-.157	-.565
303	.041	.096	.369	-.221	356	.056	.104	.653	-.347
304	.092	.105	.444	-.167	357	-.325	.061	.079	-.532
305	.127	.115	.488	-.167	358	-.160	.050	.049	-.419
306	.141	.123	.562	-.203	359	-.082	.052	.182	-.216
307	.171	.137	.667	-.169	360	-.030	.060	.252	-.171
308	.287	.187	.895	-.553	361	.017	.065	.417	-.140
309	.085	.091	.437	-.209	362	.046	.068	.438	-.140
310	.197	.114	.610	-.133	363	.059	.071	.440	-.130
311	.235	.127	.693	-.113	364	-.001	.105	.422	-.623
312	.388	.184	.941	-.468	365	-.261	.044	-.085	-.414
313	-.157	.038	.018	-.300	366	-.048	.062	.273	-.180
314	-.013	.065	.259	-.214	367	.060	.067	.377	-.101
315	.064	.080	.381	-.149	368	.056	.080	.479	-.191
316	.156	.091	.512	-.105	369	-.298	.042	-.128	-.471
317	.236	.112	.685	-.017	370	-.072	.059	.237	-.224
318	.279	.123	.777	0.000	371	.058	.067	.352	-.110
319	.314	.134	.846	.006	372	.081	.080	.468	-.094
320	.352	.173	.967	-.583	401	-.296	.053	-.127	-.619
321	-.170	.039	.009	-.306	402	-.267	.046	-.090	-.498
322	.334	.158	.828	-.559	403	-.281	.049	-.079	-.477
323	-.192	.035	-.068	-.309	404	-.287	.049	-.130	-.528
324	-.036	.053	.191	-.178	405	-.287	.045	-.108	-.625
325	.050	.066	.357	-.123	406	-.260	.044	-.091	-.507
326	.107	.076	.479	-.090	407	-.279	.047	-.124	-.516
327	.173	.090	.575	-.057	408	-.288	.040	-.162	-.442
328	.250	.101	.699	-.009	409	-.293	.042	-.154	-.433
329	.295	.112	.750	-.023	410	-.262	.042	-.102	-.403
330	.298	.154	.801	-.763	411	-.298	.049	-.159	-.574
331	-.211	.033	-.095	-.328	412	-.299	.039	-.174	-.499
332	.287	.147	.854	-.486	413	-.307	.034	-.165	-.424
333	-.307	.032	-.189	-.431	414	-.279	.034	-.175	-.391

WIND ENGINEERING STUDY OF DENVER SQUARE
DENVER, COLORADO. CONFIGURATION 2
WIND DIRECTION 270

PRESSURE TAP NUMBER	MEAN PRESSURE COEFFICIENT	RMS PRESSURE COEFFICIENT	MAXIMUM PRESSURE COEFFICIENT	MINIMUM PRESSURE COEFFICIENT	PRESSURE TAP NUMBER	MEAN PRESSURE COEFFICIENT	RMS PRESSURE COEFFICIENT	MAXIMUM PRESSURE COEFFICIENT	MINIMUM PRESSURE COEFFICIENT
415	-.281	.036	-.154	-.399	451	-.445	.076	-.245	-.983
416	-.283	.036	-.141	-.394	452	-.436	.070	-.238	-.757
417	-.328	.050	-.160	-.605	453	-.159	.058	.093	-.363
418	-.279	.039	-.159	-.411	454	-.267	.080	.032	-.604
419	-.327	.050	-.177	-.553	455	-.440	.085	-.233	-.896
420	-.325	.037	-.208	-.450	456	-.140	.061	.129	-.334
421	-.327	.035	-.213	-.519	457	-.198	.080	.083	-.568
422	-.295	.037	-.186	-.552	458	-.443	.088	-.245	-1.133
423	-.297	.037	-.163	-.426	501	-.448	.079	-.160	-.805
424	-.299	.038	-.166	-.426	502	-.216	.060	.030	-.463
425	-.342	.046	-.180	-.556	503	-.057	.078	.136	-.351
426	-.291	.035	-.184	-.423	504	-.306	.117	.025	-.659
427	-.343	.043	-.166	-.522	505	-.340	.095	-.077	-.943
428	-.337	.040	-.211	-.489	506	-.569	.151	-.083	-1.107
429	-.333	.039	-.231	-.490	507	-.372	.230	.143	-1.218
430	-.308	.039	-.201	-.478	508	-.585	.159	-.054	-1.158
431	-.295	.039	-.181	-.508					
432	-.306	.039	-.195	-.532					
433	-.387	.045	-.251	-.593					
434	-.325	.041	-.192	-.487					
435	-.407	.062	-.233	-.782					
436	-.378	.050	-.214	-.698					
437	-.364	.052	-.212	-.693					
438	-.328	.048	-.195	-.579					
439	-.436	.076	-.260	-.804					
440	-.404	.059	-.228	-.675					
441	-.394	.055	-.211	-.685					
442	-.378	.063	-.212	-.877					
443	-.356	.054	-.204	-.607					
444	-.339	.052	-.154	-.556					
445	-.419	.100	-.161	-1.024					
446	-.412	.067	-.251	-.771					
447	-.273	.069	-.060	-.676					
448	-.303	.061	-.042	-.591					
449	-.384	.076	-.139	-.755					
450	-.461	.084	-.250	-.837					

WIND ENGINEERING STUDY OF DENVER SQUARE
DENVER, COLORADO. CONFIGURATION 2
WIND DIRECTION 285

PRESSURE TAP NUMBER	MEAN PRESSURE COEFFICIENT	RMS PRESSURE COEFFICIENT	MAXIMUM PRESSURE COEFFICIENT	MINIMUM PRESSURE COEFFICIENT	PRESSURE TAP NUMBER	MEAN PRESSURE COEFFICIENT	RMS PRESSURE COEFFICIENT	MAXIMUM PRESSURE COEFFICIENT	MINIMUM PRESSURE COEFFICIENT
101	-.252	.037	-.138	-.400	156	-.363	.048	-.175	-.548
102	-.233	.037	-.116	-.384	157	-.374	.044	-.259	-.531
103	-.243	.037	-.120	-.405	158	-.379	.046	-.250	-.558
104	-.254	.035	-.132	-.408	159	-.382	.048	-.256	-.581
105	-.258	.037	-.131	-.396	160	-.394	.057	-.248	-.644
106	-.238	.046	-.095	-.668	161	-.381	.054	-.227	-.589
107	-.250	.058	-.041	-.612	162	-.324	.055	-.125	-.558
108	-.275	.073	-.059	-.973	163	-.273	.057	-.021	-.461
109	-.248	.036	-.125	-.373	164	-.280	.055	-.095	-.486
110	-.231	.034	-.113	-.348	165	-.375	.051	-.224	-.578
111	-.246	.036	-.135	-.394	166	-.388	.059	-.226	-.629
112	-.258	.044	-.123	-.484	167	-.292	.052	-.063	-.486
113	-.245	.034	-.128	-.357	168	-.193	.089	.087	-.573
114	-.202	.006	-.185	-.224	169	-.364	.055	-.188	-.555
115	-.237	.033	-.138	-.345	170	-.379	.063	-.212	-.653
116	-.201	.008	-.182	-.230	171	-.284	.056	-.021	-.512
117	-.259	.030	-.175	-.358	172	-.184	.096	.140	-.558
118	-.236	.031	-.137	-.340	201	-.303	.239	.352	-1.133
119	-.241	.034	-.134	-.373	202	-.046	.072	.208	-.624
120	-.259	.040	-.129	-.403	203	-.095	.054	.102	-.335
121	-.245	.033	-.120	-.354	204	-.148	.043	.028	-.302
122	-.245	.042	-.096	-.474	205	-.197	.039	-.042	-.348
123	-.243	.037	-.077	-.382	206	-.292	.032	-.170	-.400
124	-.257	.035	-.117	-.399	207	-.087	.192	.563	-.745
125	-.273	.035	-.153	-.402	208	-.025	.057	.196	-.236
126	-.256	.034	-.147	-.378	209	.038	.061	.236	-.212
127	-.265	.034	-.156	-.378	210	-.082	.043	.079	-.230
128	-.270	.035	-.158	-.372	211	-.087	.241	.562	-1.047
129	-.279	.039	-.104	-.430	212	.133	.098	.409	-.493
130	-.260	.047	-.102	-.435	213	.073	.074	.326	-.175
131	-.265	.037	-.140	-.384	214	-.066	.048	.109	-.258
132	-.298	.049	-.095	-.451	215	-.156	.036	-.021	-.305
133	-.370	.036	-.227	-.492	216	-.301	.030	-.200	-.412
134	-.375	.034	-.248	-.497	217	.022	.232	.582	-.775
135	-.379	.032	-.266	-.492	218	-.303	.032	-.197	-.412
136	-.382	.032	-.283	-.503	219	.108	.193	.611	-.691
137	-.391	.035	-.245	-.536	220	.160	.086	.475	-.167
138	-.390	.037	-.235	-.537	221	.065	.072	.340	-.184
139	-.386	.039	-.232	-.583	222	-.096	.045	.113	-.282
140	-.384	.043	-.169	-.518	223	-.181	.036	-.016	-.342
141	-.380	.033	-.266	-.510	224	-.322	.034	-.196	-.436
142	-.403	.037	-.251	-.554	225	.139	.188	.651	-.759
143	-.386	.034	-.277	-.563	226	-.354	.035	-.220	-.473
144	-.384	.036	-.286	-.598	227	.151	.160	.608	-.566
145	-.399	.043	-.272	-.607	228	.130	.082	.427	-.136
146	-.404	.046	-.176	-.619	229	.010	.063	.242	-.181
147	-.380	.039	-.265	-.595	230	-.172	.033	-.040	-.270
148	-.377	.039	-.259	-.622	231	-.257	.028	-.151	-.354
149	-.388	.039	-.274	-.546	232	-.387	.032	-.278	-.512
150	-.391	.039	-.274	-.536	233	.173	.152	.691	-.518
151	-.398	.043	-.286	-.590	234	-.355	.038	-.148	-.497
152	-.401	.044	-.250	-.554	235	.142	.122	.628	-.261
153	-.405	.045	-.221	-.561	236	-.124	.041	.079	-.272
154	-.410	.046	-.211	-.592	237	-.115	.044	.037	-.263
155	-.374	.043	-.232	-.534	238	-.202	.046	-.030	-.389

WIND ENGINEERING STUDY OF DENVER SQUARE
DENVER, COLORADO. CONFIGURATION 2
WIND DIRECTION 285

PRESSURE TAP NUMBER	MEAN PRESSURE COEFFICIENT	RMS PRESSURE COEFFICIENT	MAXIMUM PRESSURE COEFFICIENT	MINIMUM PRESSURE COEFFICIENT	PRESSURE TAP NUMBER	MEAN PRESSURE COEFFICIENT	RMS PRESSURE COEFFICIENT	MAXIMUM PRESSURE COEFFICIENT	MINIMUM PRESSURE COEFFICIENT
239	.129	.125	.637	-.304	334	-.102	.040	.092	-.245
240	.048	.073	.383	-.137	335	-.011	.050	.219	-.154
241	-.100	.041	.076	-.233	336	.068	.061	.288	-.110
242	-.258	.041	-.109	-.410	337	.170	.077	.492	-.072
243	-.288	.038	-.146	-.424	338	.262	.094	.598	-.021
244	-.362	.035	-.246	-.488	339	.357	.114	.767	.019
245	.092	.104	.567	-.374	340	.441	.132	.937	.066
246	-.347	.048	-.148	-.542	341	-.275	.035	-.128	-.448
247	.058	.095	.489	-.424	342	.365	.137	.817	-.133
248	-.005	.065	.283	-.283	343	-.111	.057	.137	-.280
249	-.118	.040	.055	-.251	344	-.016	.068	.313	-.207
250	-.244	.042	-.101	-.434	345	.125	.099	.495	-.182
251	-.261	.037	-.140	-.436	346	.275	.134	.817	-.081
252	-.318	.039	-.194	-.473	347	-.291	.041	-.128	-.455
253	.005	.089	.445	-.312	348	-.146	.039	.019	-.276
254	-.113	.048	.115	-.307	349	-.090	.045	.127	-.225
255	-.214	.034	-.070	-.336	350	-.051	.052	.164	-.207
256	-.011	.094	.494	-.257	351	.015	.067	.303	-.163
257	-.080	.056	.295	-.254	352	.084	.085	.464	-.148
258	-.200	.037	-.019	-.325	353	.157	.109	.652	-.113
301	-.198	.073	.187	-.518	354	.232	.137	.758	-.218
302	.065	.111	.550	-.311	355	-.329	.045	-.207	-.589
303	.132	.116	.582	-.239	356	.119	.115	.594	-.328
304	.170	.119	.573	-.242	357	-.322	.041	-.201	-.540
305	.219	.121	.600	-.261	358	-.153	.038	.001	-.294
306	.282	.123	.702	-.212	359	-.075	.046	.115	-.207
307	.367	.131	.756	-.169	360	-.022	.053	.197	-.175
308	.458	.138	.866	-.164	361	.013	.063	.315	-.200
309	.117	.107	.517	-.324	362	.035	.067	.363	-.158
310	.299	.130	.772	-.148	363	.051	.070	.392	-.140
311	.409	.139	.872	-.046	364	.039	.096	.530	-.352
312	.572	.145	1.047	-.051	365	-.225	.045	-.055	-.380
313	-.251	.054	.001	-.460	366	-.034	.067	.221	-.221
314	-.025	.083	.342	-.269	367	.070	.083	.446	-.119
315	.096	.098	.545	-.169	368	.065	.080	.470	-.249
316	.190	.110	.573	-.125	369	-.257	.049	-.070	-.488
317	.313	.130	.820	-.057	370	-.044	.069	.286	-.221
318	.411	.141	.820	.010	371	.082	.079	.412	-.131
319	.491	.151	.917	-.018	372	.102	.082	.531	-.088
320	.500	.153	.909	-.214	401	-.305	.098	-.056	-.943
321	-.292	.049	-.121	-.536	402	-.265	.079	-.027	-.691
322	.488	.155	.960	-.279	403	-.273	.080	-.021	-.754
323	-.299	.038	-.139	-.451	404	-.290	.080	-.044	-.889
324	-.131	.046	.105	-.330	405	-.295	.062	-.110	-.612
325	-.033	.056	.240	-.300	406	-.266	.057	-.086	-.539
326	.067	.068	.384	-.242	407	-.281	.071	-.063	-.775
327	.191	.089	.556	-.109	408	-.276	.053	-.111	-.543
328	.287	.110	.757	-.116	409	-.277	.048	-.041	-.496
329	.392	.131	.829	.003	410	-.245	.048	-.053	-.457
330	.457	.145	.918	-.043	411	-.296	.067	-.111	-.697
331	-.332	.039	-.200	-.472	412	-.286	.048	-.140	-.519
332	.435	.139	.911	-.031	413	-.291	.045	-.146	-.504
333	-.284	.034	-.160	-.422	414	-.254	.046	-.114	-.545

WIND ENGINEERING STUDY OF DENVER SQUARE
DENVER, COLORADO. CONFIGURATION 2
WIND DIRECTION 285

PRESSURE TAP NUMBER	MEAN PRESSURE COEFFICIENT	RMS PRESSURE COEFFICIENT	MAXIMUM PRESSURE COEFFICIENT	MINIMUM PRESSURE COEFFICIENT	PRESSURE TAP NUMBER	MEAN PRESSURE COEFFICIENT	RMS PRESSURE COEFFICIENT	MAXIMUM PRESSURE COEFFICIENT	MINIMUM PRESSURE COEFFICIENT
415	-.256	.048	-.096	-.528	451	-.453	.056	-.287	-.700
416	-.260	.047	-.089	-.502	452	-.445	.055	-.283	-.637
417	-.321	.068	-.155	-.692	453	-.208	.067	.068	-.414
418	-.251	.049	-.102	-.647	454	-.372	.055	-.135	-.659
419	-.302	.061	-.102	-.621	455	-.446	.061	-.257	-.745
420	-.297	.045	-.165	-.519	456	-.130	.073	.188	-.367
421	-.303	.043	-.149	-.507	457	-.253	.069	.268	-.557
422	-.271	.045	-.123	-.492	458	-.411	.056	-.230	-.682
423	-.273	.047	-.126	-.560	501	-.332	.093	.050	-.629
424	-.278	.047	-.132	-.570	502	-.149	.058	.041	-.393
425	-.316	.053	-.123	-.587	503	-.230	.088	.081	-.627
426	-.263	.047	-.117	-.576	504	-.369	.108	.084	-.775
427	-.306	.045	-.178	-.606	505	-.658	.140	-.260	-1.489
428	-.305	.041	-.196	-.504	506	-.672	.093	-.294	-1.331
429	-.310	.043	-.185	-.651	507	-.879	.140	-.491	-1.502
430	-.283	.047	-.161	-.651	508	-.660	.129	-.160	-1.054
431	-.271	.047	-.144	-.579					
432	-.283	.048	-.147	-.611					
433	-.405	.039	-.260	-.635					
434	-.355	.038	-.218	-.537					
435	-.415	.049	-.287	-.640					
436	-.395	.045	-.269	-.554					
437	-.391	.046	-.245	-.689					
438	-.360	.043	-.215	-.593					
439	-.448	.068	-.286	-.792					
440	-.422	.055	-.257	-.671					
441	-.418	.048	-.283	-.583					
442	-.408	.053	-.277	-.715					
443	-.388	.048	-.245	-.643					
444	-.365	.048	-.209	-.534					
445	-.474	.086	-.244	-.930					
446	-.442	.059	-.275	-.706					
447	-.360	.068	-.083	-.759					
448	-.386	.054	-.187	-.667					
449	-.443	.065	-.164	-.682					
450	-.460	.061	-.259	-.747					

WIND ENGINEERING STUDY OF DENVER SQUARE
DENVER, COLORADO. CONFIGURATION 2
WIND DIRECTION 300

PRESSURE TAP NUMBER	MEAN PRESSURE COEFFICIENT	RMS PRESSURE COEFFICIENT	MAXIMUM PRESSURE COEFFICIENT	MINIMUM PRESSURE COEFFICIENT	PRESSURE TAP NUMBER	MEAN PRESSURE COEFFICIENT	RMS PRESSURE COEFFICIENT	MAXIMUM PRESSURE COEFFICIENT	MINIMUM PRESSURE COEFFICIENT
101	-.266	.046	-.114	-.456	156	-.287	.067	-.081	-.581
102	-.265	.046	-.130	-.458	157	-.333	.045	-.189	-.523
103	-.272	.045	-.138	-.461	158	-.353	.046	-.225	-.560
104	-.270	.043	-.123	-.446	159	-.391	.059	-.147	-.638
105	-.268	.044	-.116	-.523	160	-.393	.071	-.089	-.769
106	-.270	.048	-.113	-.501	161	-.276	.075	-.041	-.490
107	-.287	.058	-.104	-.554	162	-.211	.060	.020	-.418
108	-.310	.080	-.090	-.682	163	-.206	.048	-.018	-.402
109	-.269	.043	-.111	-.464	164	-.219	.052	-.056	-.512
110	-.269	.039	-.160	-.467	165	-.345	.048	-.198	-.560
111	-.284	.040	-.145	-.453	166	-.379	.061	-.059	-.668
112	-.294	.054	-.111	-.564	167	-.209	.066	.018	-.482
113	-.272	.042	-.130	-.493	168	-.174	.051	.020	-.422
114	-.271	.041	-.135	-.433	169	-.340	.050	-.197	-.566
115	-.283	.040	-.156	-.440	170	-.369	.064	-.117	-.634
116	-.285	.038	-.161	-.436	171	-.208	.066	.014	-.436
117	-.281	.032	-.176	-.407	172	-.177	.052	.006	-.368
118	-.281	.033	-.170	-.419	201	-.801	.156	-.230	-1.557
119	-.295	.041	-.167	-.616	202	-.682	.213	-.042	-1.300
120	-.315	.063	-.142	-.839	203	-.430	.192	-.064	-1.105
121	-.261	.038	-.116	-.464	204	-.238	.054	-.039	-.657
122	-.310	.068	-.141	-.656	205	-.262	.039	-.099	-.511
123	-.263	.039	-.121	-.458	206	-.328	.036	-.215	-.484
124	-.267	.038	-.127	-.462	207	-.682	.146	-.179	-1.243
125	-.279	.038	-.150	-.433	208	-.260	.170	.100	-.961
126	-.282	.036	-.175	-.424	209	-.143	.095	.143	-.799
127	-.287	.032	-.188	-.407	210	-.177	.050	.027	-.440
128	-.280	.033	-.163	-.458	211	-.729	.212	-.110	-1.726
129	-.283	.043	-.127	-.593	212	-.539	.300	.127	-1.745
130	-.307	.073	-.120	-.828	213	-.285	.214	.082	-1.205
131	-.277	.042	-.121	-.425	214	-.207	.051	0.000	-.505
132	-.300	.072	-.095	-.710	215	-.259	.037	-.087	-.437
133	-.334	.039	-.200	-.485	216	-.348	.036	-.190	-.493
134	-.340	.038	-.213	-.482	217	-.766	.275	.187	-2.147
135	-.353	.040	-.216	-.497	218	-.351	.037	-.233	-.490
136	-.358	.044	-.222	-.547	219	-.579	.280	.276	-1.661
137	-.354	.043	-.197	-.515	220	-.201	.163	.172	-1.242
138	-.324	.044	-.144	-.451	221	-.157	.065	.066	-.555
139	-.312	.044	-.152	-.502	222	-.227	.036	-.094	-.355
140	-.330	.061	-.162	-.653	223	-.274	.031	-.170	-.384
141	-.343	.042	-.207	-.514	224	-.352	.035	-.207	-.475
142	-.317	.063	-.117	-.641	225	-.387	.263	.321	-1.378
143	-.351	.041	-.201	-.493	226	-.369	.039	-.233	-.482
144	-.376	.051	-.209	-.592	227	-.195	.186	.381	-.964
145	-.300	.063	-.053	-.511	228	-.085	.074	.230	-.343
146	-.249	.063	-.068	-.475	229	-.146	.056	.087	-.300
147	-.344	.042	-.216	-.520	230	-.245	.036	-.107	-.364
148	-.349	.042	-.212	-.502	231	-.295	.036	-.152	-.428
149	-.389	.053	-.204	-.605	232	-.377	.038	-.234	-.512
150	-.403	.058	-.204	-.613	233	-.089	.158	.427	-.754
151	-.325	.068	.029	-.577	234	-.330	.040	-.134	-.480
152	-.220	.078	.045	-.461	235	-.042	.103	.331	-.464
153	-.220	.065	.014	-.419	236	-.182	.036	-.012	-.337
154	-.299	.069	-.092	-.572	237	-.165	.041	.062	-.337
155	-.327	.042	-.206	-.547	238	-.226	.040	-.021	-.382

WIND ENGINEERING STUDY OF DENVER SQUARE
DENVER, COLORADO. CONFIGURATION 2
WIND DIRECTION 300

PRESSURE TAP NUMBER	MEAN PRESSURE COEFFICIENT	RMS PRESSURE COEFFICIENT	MAXIMUM PRESSURE COEFFICIENT	MINIMUM PRESSURE COEFFICIENT	PRESSURE TAP NUMBER	MEAN PRESSURE COEFFICIENT	RMS PRESSURE COEFFICIENT	MAXIMUM PRESSURE COEFFICIENT	MINIMUM PRESSURE COEFFICIENT
239	-.070	.114	.343	-.690	334	-.142	.049	.032	-.351
240	-.085	.056	.289	-.250	335	-.076	.051	.103	-.257
241	-.163	.041	.059	-.283	336	-.013	.055	.168	-.204
242	-.254	.035	-.137	-.399	337	.075	.065	.338	-.182
243	-.274	.033	-.174	-.409	338	.141	.076	.419	-.186
244	-.319	.035	-.213	-.433	339	.198	.089	.554	-.108
245	-.101	.099	.303	-.546	340	.203	.115	.769	-.170
246	-.303	.032	-.204	-.453	341	-.277	.068	-.063	-.771
247	-.167	.101	.207	-.908	342	.155	.111	.849	-.254
248	-.136	.043	.105	-.278	343	-.156	.065	.081	-.478
249	-.183	.034	-.016	-.345	344	-.071	.061	.313	-.332
250	-.236	.030	-.128	-.391	345	.011	.070	.250	-.285
251	-.250	.026	-.165	-.359	346	.092	.091	.511	-.205
252	-.285	.029	-.180	-.396	347	-.276	.056	-.089	-.514
253	-.186	.078	.100	-.502	348	-.161	.044	-.004	-.331
254	-.175	.036	-.006	-.353	349	-.130	.043	.024	-.307
255	-.228	.032	-.065	-.328	350	-.105	.043	.061	-.301
256	-.174	.071	.199	-.443	351	-.062	.046	.128	-.286
257	-.146	.047	.210	-.270	352	-.015	.053	.189	-.202
258	-.224	.035	-.068	-.368	353	.025	.068	.306	-.219
301	-.010	.086	.290	-.388	354	.051	.085	.490	-.247
302	.317	.125	.678	-.133	355	-.291	.057	-.142	-.557
303	.374	.135	.781	-.088	356	-.003	.067	.286	-.223
304	.395	.141	.773	-.084	357	-.281	.058	-.075	-.534
305	.407	.140	.806	-.106	358	-.172	.045	.075	-.366
306	.427	.143	.873	-.179	359	-.131	.044	.115	-.399
307	.444	.146	.900	-.170	360	-.102	.043	.090	-.422
308	.318	.139	.730	-.203	361	-.078	.040	.081	-.286
309	.342	.127	.728	-.230	362	-.065	.040	.120	-.300
310	.527	.153	.970	-.087	363	-.032	.054	.304	-.204
311	.567	.167	1.027	-.037	364	-.027	.063	.269	-.276
312	.502	.162	.961	-.045	365	-.239	.052	-.078	-.455
313	-.099	.078	.161	-.458	366	-.121	.041	.049	-.272
314	.219	.109	.657	-.199	367	-.062	.037	.093	-.188
315	.341	.119	.778	-.100	368	.016	.091	.483	-.219
316	.414	.131	.857	-.022	369	-.256	.057	-.062	-.498
317	.461	.153	.911	.007	370	-.125	.049	.069	-.266
318	.483	.163	.937	.016	371	-.052	.041	.114	-.186
319	.454	.167	.920	-.027	372	-.017	.055	.320	-.148
320	.199	.166	.715	-.445	401	-.361	.150	-.034	-1.354
321	-.202	.076	.078	-.542	402	-.341	.123	.037	-1.049
322	.165	.162	.782	-.437	403	-.362	.137	.050	-1.199
323	-.281	.071	-.021	-.657	404	-.379	.128	-.064	-1.175
324	-.109	.070	.185	-.370	405	-.368	.104	-.071	-1.013
325	-.015	.074	.230	-.245	406	-.362	.093	-.086	-1.000
326	.081	.077	.361	-.172	407	-.345	.108	-.006	-.907
327	.183	.085	.527	-.088	408	-.337	.100	-.022	-1.178
328	.245	.095	.652	-.084	409	-.341	.094	-.070	-.882
329	.274	.117	.793	-.064	410	-.335	.086	-.073	-.735
330	.154	.143	.787	-.305	411	-.379	.130	-.138	-1.079
331	-.320	.070	-.118	-.794	412	-.357	.098	-.092	-.876
332	.158	.129	.721	-.297	413	-.349	.108	-.039	-1.030
333	-.277	.066	-.069	-.766	414	-.341	.108	-.062	-1.068

WIND ENGINEERING STUDY OF DENVER SQUARE
DENVER, COLORADO. CONFIGURATION 2
WIND DIRECTION 300

PRESSURE TAP NUMBER	MEAN PRESSURE COEFFICIENT	RMS PRESSURE COEFFICIENT	MAXIMUM PRESSURE COEFFICIENT	MINIMUM PRESSURE COEFFICIENT	PRESSURE TAP NUMBER	MEAN PRESSURE COEFFICIENT	RMS PRESSURE COEFFICIENT	MAXIMUM PRESSURE COEFFICIENT	MINIMUM PRESSURE COEFFICIENT
415	-.342	.103	-.067	-1.046	451	-.386	.091	-.165	-.861
416	-.333	.093	-.068	-.984	452	-.373	.089	-.162	-.897
417	-.389	.143	-.104	-1.258	453	-.166	.052	.104	-.359
418	-.333	.110	.018	-1.031	454	-.271	.061	.057	-.514
419	-.396	.157	-.068	-1.319	455	-.382	.082	-.174	-.841
420	-.369	.119	.123	-1.188	456	-.121	.061	.128	-.377
421	-.352	.115	.001	-.997	457	-.184	.075	.186	-.419
422	-.341	.120	.031	-1.110	458	-.348	.076	.014	-.755
423	-.344	.128	-.064	-1.821	501	-.213	.135	.104	-.736
424	-.335	.117	-.044	-1.409	502	-.257	.090	.136	-.668
425	-.369	.137	-.086	-1.274	503	-.287	.119	.105	-.887
426	-.319	.121	-.049	-1.363	504	-.409	.143	.080	-1.037
427	-.360	.131	-.037	-1.519	505	-.678	.127	-.363	-1.435
428	-.342	.099	.065	-.883	506	-.686	.086	-.382	-1.282
429	-.342	.100	-.015	-.843	507	-.816	.137	-.427	-1.446
430	-.340	.121	-.089	-.991	508	-.519	.124	-.173	-1.048
431	-.328	.122	-.077	-1.178					
432	-.327	.121	-.079	-1.136					
433	-.411	.131	-.009	-1.334					
434	-.361	.110	-.098	-1.278					
435	-.418	.133	.087	-1.278					
436	-.371	.094	.020	-.946					
437	-.367	.094	-.125	-1.179					
438	-.352	.091	-.126	-.972					
439	-.441	.147	-.096	-1.158					
440	-.418	.121	-.045	-1.050					
441	-.397	.094	-.047	-.874					
442	-.382	.095	-.164	-.903					
443	-.367	.089	-.149	-.924					
444	-.344	.085	-.132	-.978					
445	-.445	.170	-.065	-1.404					
446	-.371	.092	-.135	-.847					
447	-.270	.084	-.018	-.835					
448	-.276	.064	0.000	-.590					
449	-.339	.090	.023	-.927					
450	-.391	.099	-.120	-.900					

WIND ENGINEERING STUDY OF DENVER SQUARE
DENVER, COLORADO. CONFIGURATION 2
WIND DIRECTION 315

PRESSURE TAP NUMBER	MEAN PRESSURE COEFFICIENT	RMS PRESSURE COEFFICIENT	MAXIMUM PRESSURE COEFFICIENT	MINIMUM PRESSURE COEFFICIENT	PRESSURE TAP NUMBER	MEAN PRESSURE COEFFICIENT	RMS PRESSURE COEFFICIENT	MAXIMUM PRESSURE COEFFICIENT	MINIMUM PRESSURE COEFFICIENT
101	-.231	.061	-.018	-.543	156	-.200	.032	-.101	-.376
102	-.217	.054	-.009	-.394	157	-.237	.040	-.119	-.385
103	-.221	.053	-.033	-.415	158	-.248	.040	-.139	-.405
104	-.224	.055	-.031	-.455	159	-.272	.048	-.134	-.443
105	-.236	.055	-.067	-.443	160	-.261	.057	-.101	-.462
106	-.237	.056	-.049	-.437	161	-.205	.042	.005	-.360
107	-.249	.063	-.028	-.490	162	-.189	.031	-.072	-.306
108	-.257	.075	.001	-.606	163	-.200	.026	-.094	-.292
109	-.242	.061	-.036	-.730	164	-.194	.028	-.101	-.318
110	-.231	.051	-.090	-.437	165	-.241	.045	-.114	-.413
111	-.249	.051	-.052	-.437	166	-.256	.051	-.108	-.442
112	-.257	.069	-.042	-.582	167	-.200	.036	-.061	-.364
113	-.237	.057	-.045	-.645	168	-.185	.028	-.097	-.280
114	-.229	.051	-.066	-.451	169	-.244	.043	-.133	-.440
115	-.236	.049	-.093	-.424	170	-.261	.053	-.125	-.486
116	-.239	.045	-.107	-.421	171	-.199	.034	-.046	-.312
117	-.249	.045	-.110	-.407	172	-.186	.026	-.088	-.270
118	-.254	.055	-.091	-.499	201	-.795	.143	-.367	-1.557
119	-.275	.079	-.057	-.697	202	-.834	.169	-.269	-1.614
120	-.296	.111	.010	-1.197	203	-.735	.205	-.138	-1.645
121	-.233	.051	-.069	-.440	204	-.318	.133	.003	-.947
122	-.296	.108	-.022	-1.042	205	-.279	.087	-.033	-.848
123	-.217	.047	-.072	-.399	206	-.301	.063	-.105	-.770
124	-.222	.046	-.085	-.403	207	-.783	.149	-.033	-1.538
125	-.228	.044	-.100	-.461	208	-.524	.196	.101	-1.069
126	-.226	.042	-.099	-.378	209	-.332	.165	.143	-.978
127	-.247	.047	-.103	-.430	210	-.213	.090	.138	-.649
128	-.260	.058	-.097	-.549	211	-.947	.296	-.019	-2.148
129	-.253	.068	-.057	-1.087	212	-.695	.354	.033	-1.867
130	-.261	.080	-.052	-1.048	213	-.457	.273	.050	-1.569
131	-.201	.042	-.070	-.431	214	-.255	.085	-.037	-.815
132	-.253	.071	-.027	-.719	215	-.266	.056	-.033	-.632
133	-.239	.044	-.114	-.442	216	-.318	.047	-.148	-.524
134	-.247	.043	-.125	-.439	217	-.667	.389	.463	-2.083
135	-.262	.046	-.126	-.448	218	-.311	.048	-.154	-.711
136	-.251	.047	-.128	-.430	219	-.278	.272	.428	-1.796
137	-.239	.039	-.139	-.388	220	-.175	.167	.257	-1.308
138	-.240	.040	-.102	-.410	221	-.168	.095	.169	-.837
139	-.250	.056	-.075	-.673	222	-.217	.051	-.034	-.500
140	-.249	.079	-.066	-.952	223	-.248	.043	-.102	-.474
141	-.237	.045	-.081	-.402	224	-.294	.045	-.141	-.471
142	-.231	.061	-.050	-.937	225	-.163	.220	.408	-2.515
143	-.248	.045	-.125	-.417	226	-.290	.048	-.128	-.459
144	-.258	.054	-.116	-.477	227	-.109	.178	.436	-1.036
145	-.192	.037	-.037	-.321	228	-.106	.114	.284	-.922
146	-.194	.031	-.053	-.308	229	-.153	.083	.191	-.582
147	-.243	.042	-.099	-.446	230	-.225	.047	-.009	-.442
148	-.241	.043	-.096	-.472	231	-.253	.044	-.030	-.433
149	-.267	.055	-.081	-.448	232	-.288	.044	-.132	-.465
150	-.272	.057	-.119	-.523	233	-.031	.161	.547	-1.390
151	-.214	.047	-.067	-.410	234	-.248	.043	-.101	-.442
152	-.176	.036	.008	-.302	235	-.011	.120	.393	-.811
153	-.188	.032	-.029	-.388	236	-.163	.053	.092	-.406
154	-.210	.036	-.058	-.711	237	-.158	.046	.064	-.389
155	-.241	.046	-.116	-.443	238	-.196	.040	-.022	-.393

WIND ENGINEERING STUDY OF DENVER SQUARE
DENVER, COLORADO. CONFIGURATION 2
WIND DIRECTION 315

PRESSURE TAP NUMBER	MEAN PRESSURE COEFFICIENT	RMS PRESSURE COEFFICIENT	MAXIMUM PRESSURE COEFFICIENT	MINIMUM PRESSURE COEFFICIENT	PRESSURE TAP NUMBER	MEAN PRESSURE COEFFICIENT	RMS PRESSURE COEFFICIENT	MAXIMUM PRESSURE COEFFICIENT	MINIMUM PRESSURE COEFFICIENT
239	-.017	.119	.452	-.725	334	-.262	.089	.074	-.587
240	-.062	.075	.297	-.464	335	-.218	.102	.141	-.672
241	-.152	.053	.117	-.553	336	-.163	.118	.233	-.697
242	-.241	.043	-.089	-.638	337	-.113	.130	.312	-.935
243	-.245	.041	-.128	-.457	338	-.099	.139	.316	-.703
244	-.254	.044	-.129	-.420	339	-.094	.150	.363	-.932
245	-.071	.122	.368	-.838	340	-.106	.201	.498	-1.105
246	-.254	.042	-.086	-.427	341	-.283	.090	-.039	-.779
247	-.145	.110	.177	-.711	342	-.085	.195	.739	-1.475
248	-.136	.055	.117	-.346	343	-.207	.100	.030	-.949
249	-.181	.040	-.034	-.343	344	-.140	.112	.168	-.811
250	-.235	.035	-.117	-.430	345	-.102	.110	.255	-.896
251	-.236	.035	-.134	-.412	346	-.030	.121	.389	-.886
252	-.240	.039	-.117	-.411	347	-.247	.067	-.061	-.721
253	-.154	.072	.092	-.494	348	-.201	.079	.042	-.791
254	-.185	.035	-.027	-.306	349	-.183	.089	.095	-.811
255	-.214	.032	-.064	-.322	350	-.173	.097	.150	-.897
256	-.150	.062	.093	-.451	351	-.148	.088	.141	-.740
257	-.167	.039	.009	-.319	352	-.111	.084	.288	-.616
258	-.212	.033	-.095	-.340	353	-.065	.094	.365	-.693
301	.043	.176	.586	-.776	354	-.029	.125	.442	-.748
302	.421	.179	.998	-.384	355	-.227	.074	-.013	-1.178
303	.475	.168	1.008	-.272	356	-.013	.097	.341	-.509
304	.492	.161	.995	-.211	357	-.222	.089	.136	-1.187
305	.486	.159	.897	-.242	358	-.196	.082	.172	-.699
306	.474	.156	.871	-.318	359	-.190	.086	.128	-.754
307	.433	.149	.888	-.309	360	-.181	.083	.148	-.547
308	.179	.122	.589	-.396	361	-.184	.083	.291	-.469
309	.356	.163	.940	-.405	362	-.177	.083	.322	-.444
310	.537	.177	1.302	-.169	363	-.108	.087	.301	-.460
311	.535	.174	1.085	-.209	364	-.061	.100	.335	-.733
312	.419	.158	.898	-.266	365	-.189	.054	.073	-.420
313	-.224	.145	.297	-.793	366	-.159	.068	.169	-.396
314	.055	.180	.707	-.502	367	-.144	.068	.151	-.352
315	.113	.189	.748	-.432	368	-.010	.100	.571	-.292
316	.130	.190	.710	-.414	369	-.193	.050	.131	-.343
317	.171	.179	.799	-.405	370	-.170	.072	.383	-.353
318	.185	.173	.782	-.373	371	-.146	.069	.227	-.346
319	.170	.176	.669	-.420	372	-.044	.069	.300	-.245
320	-.066	.189	.629	-.699	401	-.286	.120	.013	-1.330
321	-.337	.155	.138	-.907	402	-.291	.159	.130	-1.025
322	-.082	.225	.763	-.880	403	-.362	.215	.231	-1.193
323	-.373	.126	-.016	-.959	404	-.576	.277	.151	-1.866
324	-.287	.108	.134	-.699	405	-.623	.263	.248	-1.530
325	-.261	.107	.125	-.628	406	-.659	.319	.240	-2.464
326	-.221	.111	.229	-.580	407	-.232	.150	.231	-.967
327	-.167	.129	.312	-.560	408	-.376	.222	.242	-1.296
328	-.120	.142	.298	-.732	409	-.499	.237	.127	-1.376
329	-.155	.162	.414	-.628	410	-.554	.240	.084	-1.693
330	-.159	.196	.574	-1.242	411	-.300	.140	.055	-1.118
331	-.387	.110	-.076	-.943	412	-.302	.144	.210	-.888
332	-.176	.203	.487	-1.228	413	-.377	.183	.210	-1.145
333	-.319	.098	-.065	-.814	414	-.542	.215	.033	-1.418

WIND ENGINEERING STUDY OF DENVER SQUARE
DENVER, COLORADO. CONFIGURATION 2
WIND DIRECTION 315

PRESSURE TAP NUMBER	MEAN PRESSURE COEFFICIENT	RMS PRESSURE COEFFICIENT	MAXIMUM PRESSURE COEFFICIENT	MINIMUM PRESSURE COEFFICIENT	PRESSURE TAP NUMBER	MEAN PRESSURE COEFFICIENT	RMS PRESSURE COEFFICIENT	MAXIMUM PRESSURE COEFFICIENT	MINIMUM PRESSURE COEFFICIENT
415	-.541	.213	.090	-1.855	451	-.232	.063	.017	-.718
416	-.512	.199	.028	-1.736	452	-.230	.081	.017	-.826
417	-.298	.120	.022	-1.049	453	-.190	.029	-.064	-.300
418	-.439	.204	.052	-1.854	454	-.204	.036	-.075	-.361
419	-.280	.100	-.012	-.904	455	-.221	.057	-.029	-.468
420	-.274	.103	.067	-.791	456	-.172	.034	.044	-.268
421	-.314	.126	.100	-1.016	457	-.175	.040	0.000	-.302
422	-.385	.188	.082	-1.785	458	-.208	.053	.052	-.468
423	-.411	.218	.030	-2.136	501	-.166	.130	.224	-.624
424	-.408	.212	.001	-1.722	502	-.251	.125	.175	-.685
425	-.270	.093	.024	-.784	503	-.123	.145	.282	-.869
426	-.389	.213	.024	-1.609	504	-.392	.227	.073	-1.246
427	-.244	.076	-.037	-.712	505	-.897	.180	-.128	-1.642
428	-.230	.072	.054	-.530	506	-.793	.134	-.186	-1.476
429	-.230	.076	.173	-.563	507	-.849	.167	-.356	-1.710
430	-.290	.136	.081	-1.357	508	-.587	.181	-.046	-1.287
431	-.324	.168	.054	-1.345					
432	-.355	.169	-.016	-1.467					
433	-.237	.057	-.055	-.644					
434	-.312	.119	.043	-1.286					
435	-.236	.047	-.091	-.452					
436	-.228	.047	-.009	-.410					
437	-.251	.050	-.062	-.555					
438	-.277	.080	-.097	-.740					
439	-.247	.047	-.107	-.512					
440	-.233	.042	-.120	-.457					
441	-.233	.039	-.119	-.399					
442	-.247	.050	-.085	-.565					
443	-.259	.062	-.085	-.675					
444	-.250	.070	-.064	-.836					
445	-.224	.042	-.108	-.486					
446	-.237	.062	-.070	-.714					
447	-.215	.037	-.088	-.404					
448	-.203	.034	-.072	-.349					
449	-.214	.038	-.067	-.408					
450	-.223	.052	-.032	-.600					

WIND ENGINEERING STUDY OF DENVER SQUARE
DENVER, COLORADO. CONFIGURATION 2
WIND DIRECTION 330

PRESSURE TAP NUMBER	MEAN PRESSURE COEFFICIENT	RMS PRESSURE COEFFICIENT	MAXIMUM PRESSURE COEFFICIENT	MINIMUM PRESSURE COEFFICIENT	PRESSURE TAP NUMBER	MEAN PRESSURE COEFFICIENT	RMS PRESSURE COEFFICIENT	MAXIMUM PRESSURE COEFFICIENT	MINIMUM PRESSURE COEFFICIENT
101	-.231	.067	-.053	-.659	156	-.183	.023	-.109	-.287
102	-.210	.051	-.060	-.465	157	-.180	.023	-.099	-.270
103	-.212	.044	-.078	-.405	158	-.188	.023	-.109	-.267
104	-.210	.039	-.081	-.390	159	-.198	.025	-.114	-.291
105	-.210	.039	-.080	-.420	160	-.181	.025	-.111	-.275
106	-.202	.043	-.071	-.426	161	-.175	.021	-.094	-.258
107	-.209	.048	-.062	-.435	162	-.180	.020	-.112	-.247
108	-.210	.052	-.056	-.569	163	-.186	.020	-.120	-.266
109	-.213	.051	-.065	-.492	164	-.185	.024	-.115	-.281
110	-.196	.036	-.080	-.357	165	-.187	.024	-.129	-.291
111	-.207	.037	-.093	-.369	166	-.196	.026	-.132	-.302
112	-.207	.044	-.078	-.400	167	-.178	.021	-.097	-.296
113	-.214	.050	-.060	-.408	168	-.175	.022	-.041	-.259
114	-.202	.045	-.075	-.360	169	-.184	.023	-.118	-.320
115	-.210	.040	-.077	-.375	170	-.190	.025	-.106	-.296
116	-.208	.033	-.101	-.331	171	-.178	.019	-.094	-.247
117	-.209	.033	-.104	-.412	172	-.172	.021	.006	-.253
118	-.203	.040	-.083	-.509	201	-.570	.157	-.130	-1.523
119	-.213	.047	-.071	-.563	202	-.562	.158	-.145	-1.423
120	-.213	.052	-.059	-.603	203	-.524	.164	-.064	-1.366
121	-.210	.046	-.077	-.421	204	-.381	.149	.018	-1.151
122	-.219	.074	-.030	-.801	205	-.341	.119	-.045	-1.051
123	-.200	.046	-.086	-.512	206	-.321	.110	-.078	-.919
124	-.203	.044	-.084	-.471	207	-.539	.135	-.057	-1.388
125	-.204	.039	-.095	-.393	208	-.453	.139	.006	-1.037
126	-.189	.031	-.099	-.312	209	-.386	.134	.046	-1.216
127	-.200	.034	-.120	-.405	210	-.290	.101	.076	-1.164
128	-.211	.049	-.093	-.504	211	-.607	.220	-.013	-1.584
129	-.222	.064	-.041	-.969	212	-.567	.235	.039	-1.799
130	-.218	.076	.015	-.813	213	-.498	.216	.114	-1.258
131	-.190	.039	-.084	-.406	214	-.305	.121	.031	-1.055
132	-.219	.081	-.021	-1.115	215	-.275	.089	.061	-.901
133	-.193	.034	-.105	-.411	216	-.275	.066	-.051	-.903
134	-.199	.032	-.112	-.357	217	-.568	.259	.247	-1.820
135	-.205	.031	-.118	-.331	218	-.262	.052	-.079	-.583
136	-.188	.030	-.094	-.302	219	-.371	.194	.079	-1.635
137	-.184	.025	-.114	-.278	220	-.290	.162	.188	-1.300
138	-.186	.025	-.083	-.310	221	-.239	.108	.115	-.924
139	-.193	.029	-.094	-.360	222	-.218	.058	.067	-.510
140	-.191	.041	-.050	-.482	223	-.230	.047	.004	-.490
141	-.187	.032	-.106	-.391	224	-.247	.040	-.099	-.477
142	-.197	.041	-.073	-.889	225	-.279	.153	.070	-1.599
143	-.192	.027	-.117	-.313	226	-.245	.037	-.097	-.490
144	-.183	.029	-.105	-.297	227	-.190	.102	.139	-.734
145	-.164	.021	-.070	-.228	228	-.163	.070	.139	-.653
146	-.177	.023	-.096	-.262	229	-.181	.056	.121	-.429
147	-.188	.025	-.102	-.275	230	-.216	.043	.076	-.356
148	-.182	.025	-.106	-.284	231	-.231	.036	-.061	-.460
149	-.195	.026	-.121	-.340	232	-.242	.033	-.079	-.445
150	-.188	.025	-.115	-.308	233	-.093	.101	.356	-.671
151	-.171	.020	-.099	-.241	234	-.197	.028	-.112	-.330
152	-.159	.019	-.088	-.225	235	-.066	.089	.333	-.485
153	-.172	.020	-.093	-.246	236	-.172	.046	.007	-.423
154	-.190	.024	-.106	-.290	237	-.176	.037	.016	-.336
155	-.189	.025	-.118	-.285	238	-.182	.028	-.081	-.312

WIND ENGINEERING STUDY OF DENVER SQUARE
DENVER, COLORADO. CONFIGURATION 2
WIND DIRECTION 330

PRESSURE TAP NUMBER	MEAN PRESSURE COEFFICIENT	RMS PRESSURE COEFFICIENT	MAXIMUM PRESSURE COEFFICIENT	MINIMUM PRESSURE COEFFICIENT	PRESSURE TAP NUMBER	MEAN PRESSURE COEFFICIENT	RMS PRESSURE COEFFICIENT	MAXIMUM PRESSURE COEFFICIENT	MINIMUM PRESSURE COEFFICIENT
239	-.090	.082	.420	-.372	334	-.266	.054	-.109	-.569
240	-.094	.069	.328	-.305	335	-.262	.058	-.053	-.594
241	-.156	.050	.075	-.334	336	-.251	.064	-.022	-.591
242	-.208	.038	-.059	-.390	337	-.227	.076	.055	-.547
243	-.196	.031	-.101	-.375	338	-.190	.087	.148	-.600
244	-.193	.027	-.123	-.316	339	-.165	.105	.183	-.754
245	-.113	.073	.201	-.423	340	-.187	.130	.282	-1.014
246	-.192	.023	-.117	-.278	341	-.265	.071	-.047	-.804
247	-.136	.063	.137	-.463	342	-.224	.137	.169	-.986
248	-.137	.046	.124	-.327	343	-.237	.063	-.062	-.736
249	-.168	.036	-.003	-.305	344	-.206	.065	-.012	-.643
250	-.198	.027	-.109	-.341	345	-.177	.091	.146	-.906
251	-.186	.023	-.095	-.306	346	-.208	.104	.164	-1.035
252	-.184	.022	-.101	-.275	347	-.232	.053	-.101	-.566
253	-.134	.055	.112	-.812	348	-.224	.052	-.075	-.636
254	-.167	.030	-.058	-.358	349	-.218	.059	-.059	-.639
255	-.173	.021	-.096	-.254	350	-.214	.069	-.033	-.684
256	-.130	.054	.139	-.630	351	-.202	.081	.031	-.673
257	-.149	.034	.038	-.260	352	-.201	.081	.033	-.906
258	-.175	.022	-.087	-.259	353	-.210	.077	.095	-1.035
301	-.154	.242	.680	-1.130	354	-.271	.124	.072	-.835
302	.013	.222	.738	-.547	355	-.242	.068	-.058	-.642
303	.067	.229	.983	-.556	356	-.187	.112	.185	-.690
304	.150	.248	.880	-.520	357	-.223	.069	-.044	-.624
305	.250	.254	.988	-.483	358	-.209	.068	.033	-.671
306	.310	.236	.965	-.409	359	-.213	.074	.078	-.537
307	.307	.215	.926	-.397	360	-.217	.071	.061	-.519
308	.097	.158	.592	-.490	361	-.222	.063	.086	-.545
309	-.052	.173	.623	-.526	362	-.234	.069	.080	-.510
310	.112	.214	.882	-.389	363	-.196	.068	.072	-.492
311	.296	.238	1.052	-.320	364	-.169	.110	.377	-.684
312	.260	.218	.867	-.456	365	-.193	.043	-.021	-.364
313	-.295	.100	.111	-.725	366	-.176	.061	.093	-.378
314	-.189	.104	.254	-.584	367	-.180	.052	.003	-.334
315	-.137	.123	.405	-.525	368	-.140	.063	.211	-.339
316	-.074	.146	.601	-.493	369	-.181	.045	.059	-.325
317	-.007	.176	.726	-.472	370	-.170	.063	.238	-.331
318	.019	.179	.795	-.474	371	-.175	.055	.273	-.365
319	-.011	.169	.699	-.490	372	-.139	.047	.123	-.300
320	-.198	.141	.366	-.765	401	-.193	.054	.077	-.548
321	-.313	.080	-.063	-.643	402	-.132	.086	.251	-.567
322	-.275	.126	.294	-.799	403	-.136	.108	.256	-.643
323	-.319	.064	-.127	-.728	404	-.182	.148	.266	-.939
324	-.300	.062	-.069	-.516	405	-.246	.188	.337	-1.148
325	-.318	.073	.100	-.619	406	-.464	.380	.397	-2.591
326	-.307	.078	.043	-.649	407	-.114	.087	.322	-.445
327	-.302	.083	.199	-.620	408	-.120	.109	.489	-.549
328	-.292	.085	.084	-.623	409	-.173	.117	.370	-.599
329	-.287	.088	.127	-.714	410	-.368	.257	.315	-1.594
330	-.293	.108	.152	-.988	411	-.191	.054	.048	-.631
331	-.329	.063	-.160	-.889	412	-.168	.066	.211	-.384
332	-.273	.127	.102	-1.206	413	-.176	.080	.152	-.549
333	-.270	.071	-.024	-1.011	414	-.241	.125	.220	-.877

WIND ENGINEERING STUDY OF DENVER SQUARE
DENVER, COLORADO. CONFIGURATION 2
WIND DIRECTION 330

PRESSURE TAP NUMBER	MEAN PRESSURE COEFFICIENT	RMS PRESSURE COEFFICIENT	MAXIMUM PRESSURE COEFFICIENT	MINIMUM PRESSURE COEFFICIENT	PRESSURE TAP NUMBER	MEAN PRESSURE COEFFICIENT	RMS PRESSURE COEFFICIENT	MAXIMUM PRESSURE COEFFICIENT	MINIMUM PRESSURE COEFFICIENT
415	-.301	.154	.296	-.987	451	-.208	.029	-.114	-.343
416	-.316	.151	.227	-1.242	452	-.208	.041	-.047	-.469
417	-.200	.056	.059	-.492	453	-.196	.029	-.094	-.338
418	-.279	.119	.157	-.897	454	-.197	.024	-.088	-.310
419	-.201	.060	.036	-.566	455	-.200	.028	-.096	-.316
420	-.190	.060	.101	-.403	456	-.189	.029	-.091	-.325
421	-.199	.064	.122	-.447	457	-.193	.024	-.115	-.299
422	-.234	.078	.060	-.822	458	-.196	.025	-.091	-.335
423	-.260	.088	.083	-.822	501	-.110	.090	.173	-.558
424	-.265	.084	-.014	-.801	502	-.102	.077	.149	-.539
425	-.205	.056	-.027	-.799	503	-.099	.103	.239	-.560
426	-.243	.076	.063	-.841	504	-.143	.103	.161	-.739
427	-.200	.050	.009	-.527	505	-.333	.229	.317	-1.470
428	-.197	.038	.027	-.402	506	-.519	.262	.254	-1.585
429	-.205	.035	-.065	-.354	507	-.553	.157	-.009	-1.175
430	-.220	.043	-.027	-.777	508	-.332	.144	.033	-.953
431	-.224	.054	-.105	-.916					
432	-.242	.067	-.081	-.789					
433	-.212	.040	-.077	-.405					
434	-.242	.058	-.093	-.684					
435	-.217	.034	-.118	-.367					
436	-.202	.027	-.121	-.341					
437	-.209	.027	-.117	-.314					
438	-.220	.042	-.085	-.672					
439	-.216	.037	-.111	-.393					
440	-.203	.034	-.105	-.373					
441	-.209	.029	-.126	-.363					
442	-.212	.026	-.115	-.373					
443	-.218	.029	-.126	-.398					
444	-.212	.038	-.112	-.482					
445	-.211	.033	-.118	-.376					
446	-.224	.043	-.093	-.487					
447	-.212	.033	-.129	-.367					
448	-.196	.030	-.121	-.328					
449	-.201	.028	-.111	-.313					
450	-.202	.025	-.117	-.284					

WIND ENGINEERING STUDY OF DENVER SQUARE
DENVER, COLORADO. CONFIGURATION 2
WIND DIRECTION 345

PRESSURE TAP NUMBER	MEAN PRESSURE COEFFICIENT	RMS PRESSURE COEFFICIENT	MAXIMUM PRESSURE COEFFICIENT	MINIMUM PRESSURE COEFFICIENT	PRESSURE TAP NUMBER	MEAN PRESSURE COEFFICIENT	RMS PRESSURE COEFFICIENT	MAXIMUM PRESSURE COEFFICIENT	MINIMUM PRESSURE COEFFICIENT
101	-.270	.073	-.063	-.657	156	-.165	.055	.028	-.531
102	-.224	.047	-.093	-.421	157	-.121	.023	-.014	-.198
103	-.223	.039	-.101	-.367	158	-.130	.022	-.049	-.211
104	-.224	.036	-.107	-.367	159	-.136	.022	-.058	-.220
105	-.239	.036	-.129	-.364	160	-.121	.024	-.006	-.216
106	-.228	.036	-.120	-.348	161	-.132	.024	-.008	-.230
107	-.229	.037	-.115	-.349	162	-.143	.027	-.046	-.279
108	-.224	.036	-.104	-.348	163	-.155	.031	-.034	-.322
109	-.255	.048	-.104	-.457	164	-.156	.042	-.009	-.441
110	-.227	.032	-.131	-.362	165	-.125	.024	-.026	-.208
111	-.234	.034	-.145	-.415	166	-.131	.024	-.020	-.211
112	-.229	.034	-.070	-.345	167	-.139	.028	-.029	-.254
113	-.303	.058	-.140	-.596	168	-.134	.037	.078	-.297
114	-.269	.040	-.129	-.492	169	-.123	.023	-.014	-.191
115	-.270	.034	-.162	-.435	170	-.129	.023	-.017	-.205
116	-.271	.039	-.175	-.499	171	-.137	.028	.031	-.237
117	-.265	.042	-.158	-.562	172	-.131	.041	.060	-.335
118	-.248	.039	-.139	-.577	201	-.383	.116	-.065	-1.249
119	-.251	.038	-.126	-.466	202	-.376	.111	-.082	-1.197
120	-.248	.038	-.110	-.445	203	-.374	.114	-.073	-1.087
121	-.315	.057	-.139	-.654	204	-.348	.111	-.040	-.885
122	-.257	.046	-.140	-.435	205	-.356	.109	-.073	-.856
123	-.311	.058	-.149	-.571	206	-.368	.134	-.081	-1.206
124	-.298	.045	-.142	-.515	207	-.371	.098	-.143	-1.166
125	-.304	.046	-.188	-.559	208	-.357	.093	.075	-.765
126	-.300	.057	-.161	-.651	209	-.367	.094	-.085	-.792
127	-.316	.073	-.164	-.762	210	-.362	.103	-.129	-.909
128	-.311	.073	-.161	-.713	211	-.376	.089	-.137	-1.045
129	-.306	.065	-.131	-.587	212	-.377	.093	-.125	-.946
130	-.287	.063	-.101	-.548	213	-.386	.092	-.128	-.846
131	-.293	.061	-.102	-.588	214	-.370	.079	-.106	-.718
132	-.325	.081	-.112	-.789	215	-.368	.077	-.144	-.765
133	-.235	.054	-.066	-.473	216	-.371	.087	-.178	-.929
134	-.231	.044	-.069	-.426	217	-.392	.101	-.097	-1.077
135	-.245	.047	-.054	-.438	218	-.388	.088	-.108	-.876
136	-.262	.061	-.047	-.568	219	-.405	.098	-.151	-1.124
137	-.349	.088	-.096	-.763	220	-.408	.107	-.090	-1.358
138	-.403	.115	-.112	-1.049	221	-.422	.098	-.073	-1.034
139	-.416	.123	-.124	-1.060	222	-.400	.082	-.129	-.739
140	-.396	.118	-.119	-1.135	223	-.385	.076	-.195	-.686
141	-.187	.047	-.034	-.398	224	-.379	.085	-.169	-.738
142	-.431	.187	.041	-1.782	225	-.417	.111	-.131	-1.200
143	-.158	.034	-.003	-.286	226	-.354	.079	-.113	-.780
144	-.153	.038	.024	-.331	227	-.449	.134	-.187	-1.300
145	-.188	.078	.043	-.810	228	-.449	.146	-.088	-1.290
146	-.261	.158	.202	-1.355	229	-.476	.143	-.123	-1.252
147	-.144	.030	-.029	-.282	230	-.364	.092	-.151	-.777
148	-.134	.029	-.021	-.257	231	-.320	.075	-.003	-.660
149	-.149	.029	-.023	-.364	232	-.302	.071	-.128	-.744
150	-.156	.031	-.041	-.306	233	-.412	.180	-.029	-1.517
151	-.169	.042	.003	-.395	234	-.183	.058	.031	-.599
152	-.164	.063	.069	-.646	235	-.308	.167	.001	-1.974
153	-.187	.087	.006	-.985	236	-.194	.086	.142	-.742
154	-.228	.115	.014	-.972	237	-.168	.060	.099	-.554
155	-.134	.026	-.023	-.250	238	-.146	.041	.102	-.373

WIND ENGINEERING STUDY OF DENVER SQUARE
DENVER, COLORADO. CONFIGURATION 2
WIND DIRECTION 345

PRESSURE TAP NUMBER	MEAN PRESSURE COEFFICIENT	RMS PRESSURE COEFFICIENT	MAXIMUM PRESSURE COEFFICIENT	MINIMUM PRESSURE COEFFICIENT	PRESSURE TAP NUMBER	MEAN PRESSURE COEFFICIENT	RMS PRESSURE COEFFICIENT	MAXIMUM PRESSURE COEFFICIENT	MINIMUM PRESSURE COEFFICIENT
239	-.270	.138	.018	-1.330	334	-.253	.071	-.010	-.624
240	-.217	.109	.069	-.952	335	-.219	.062	.007	-.464
241	-.179	.069	.055	-.616	336	-.184	.061	.066	-.432
242	-.151	.038	.024	-.346	337	-.147	.064	.187	-.383
243	-.141	.032	-.010	-.283	338	-.138	.063	.277	-.357
244	-.136	.029	-.021	-.323	339	-.152	.062	.153	-.547
245	-.159	.074	.116	-.716	340	-.240	.083	.103	-.952
246	-.125	.024	-.037	-.218	341	-.291	.069	-.077	-.677
247	-.133	.047	.025	-.369	342	-.233	.089	.063	-.627
248	-.122	.038	.032	-.268	343	-.255	.050	-.087	-.453
249	-.121	.032	.001	-.239	344	-.221	.051	-.004	-.476
250	-.124	.025	-.032	-.240	345	-.167	.064	.277	-.442
251	-.120	.024	-.029	-.209	346	-.152	.077	.285	-.478
252	-.114	.024	-.021	-.186	347	-.233	.043	-.122	-.504
253	-.119	.044	.086	-.444	348	-.226	.042	-.099	-.529
254	-.116	.032	.068	-.203	349	-.216	.043	-.072	-.410
255	-.118	.025	-.024	-.205	350	-.200	.044	-.013	-.405
256	-.116	.038	.046	-.380	351	-.168	.049	.149	-.366
257	-.111	.033	.027	-.226	352	-.148	.052	.158	-.338
258	-.119	.025	-.003	-.190	353	-.141	.062	.223	-.426
301	.456	.240	1.016	-.551	354	-.170	.070	.114	-.616
302	.354	.196	.815	-.408	355	-.182	.044	-.049	-.479
303	.291	.180	.786	-.479	356	-.136	.053	.230	-.550
304	.252	.177	.798	-.401	357	-.150	.036	-.019	-.575
305	.154	.188	.677	-.436	358	-.146	.037	.025	-.298
306	.107	.182	.642	-.447	359	-.130	.042	.071	-.289
307	.043	.172	.619	-.485	360	-.111	.048	.137	-.258
308	-.127	.133	.370	-.598	361	-.096	.058	.149	-.343
309	.357	.243	1.046	-.522	362	-.100	.051	.115	-.336
310	.215	.194	.873	-.360	363	-.111	.044	.066	-.367
311	.150	.169	.823	-.328	364	-.128	.045	.060	-.383
312	.046	.150	.631	-.555	365	-.119	.034	.081	-.215
313	.036	.189	.741	-.738	366	-.100	.046	.258	-.240
314	.046	.129	.564	-.338	367	-.088	.047	.218	-.249
315	.007	.112	.490	-.281	368	-.101	.040	.192	-.220
316	-.018	.107	.488	-.278	369	-.115	.033	.065	-.257
317	-.056	.105	.397	-.341	370	-.094	.046	.171	-.212
318	-.087	.098	.319	-.362	371	-.080	.049	.156	-.237
319	-.144	.091	.345	-.432	372	-.095	.041	.124	-.230
320	-.259	.082	.160	-.744	401	-.165	.035	-.023	-.314
321	-.072	.169	.671	-.865	402	.023	.055	.209	-.237
322	-.288	.076	.068	-.785	403	.079	.070	.364	-.327
323	-.137	.152	.506	-.786	404	.147	.092	.438	-.203
324	-.128	.092	.210	-.408	405	.171	.102	.479	-.459
325	-.156	.074	.111	-.464	406	.199	.191	.825	-.790
326	-.158	.063	.076	-.411	407	.083	.088	.780	-.429
327	-.170	.056	.091	-.397	408	.187	.100	.507	-.183
328	-.180	.053	.020	-.461	409	.148	.102	.524	-.228
329	-.231	.054	.090	-.443	410	.234	.215	.821	-.558
330	-.317	.065	-.046	-.677	411	-.165	.038	-.028	-.304
331	-.276	.141	.155	-1.036	412	-.021	.065	.219	-.256
332	-.320	.068	-.106	-.627	413	.061	.084	.333	-.200
333	-.294	.097	.066	-.827	414	.178	.130	.568	-.231

WIND ENGINEERING STUDY OF DENVER SQUARE
DENVER, COLORADO. CONFIGURATION 2
WIND DIRECTION 345

PRESSURE TAP NUMBER	MEAN PRESSURE COEFFICIENT	RMS PRESSURE COEFFICIENT	MAXIMUM PRESSURE COEFFICIENT	MINIMUM PRESSURE COEFFICIENT	PRESSURE TAP NUMBER	MEAN PRESSURE COEFFICIENT	RMS PRESSURE COEFFICIENT	MAXIMUM PRESSURE COEFFICIENT	MINIMUM PRESSURE COEFFICIENT
415	.208	.165	.770	-.340	451	-.172	.037	-.047	-.371
416	.198	.217	.940	-.787	452	-.162	.040	-.038	-.395
417	-.192	.046	-.035	-.400	453	-.147	.043	.021	-.328
418	.146	.201	.930	-.551	454	-.152	.041	-.015	-.341
419	-.223	.057	.034	-.464	455	-.142	.034	0.000	-.274
420	-.073	.078	.194	-.301	456	-.122	.045	.072	-.345
421	-.034	.087	.242	-.321	457	-.125	.043	.043	-.257
422	.010	.095	.326	-.409	458	-.120	.041	.060	-.240
423	.018	.120	.521	-.467	501	-.025	.067	.178	-.304
424	.038	.167	.629	-.609	502	-.128	.069	.073	-.413
425	-.268	.070	.009	-.533	503	-.255	.093	.070	-.607
426	-.169	.132	.251	-.717	504	-.197	.170	.101	-.968
427	-.294	.095	.048	-.663	505	-.104	.102	.216	-.934
428	-.190	.086	.142	-.469	506	-.523	.189	.170	-1.232
429	-.202	.079	.074	-.570	507	-.357	.113	.056	-.859
430	-.256	.078	.031	-.561	508	-.220	.085	.035	-.625
431	-.273	.078	-.028	-.559					
432	-.315	.094	-.045	-.964					
433	-.271	.122	.105	-.746					
434	-.306	.073	-.081	-.666					
435	-.219	.092	.185	-.752					
436	-.238	.067	.051	-.539					
437	-.269	.065	.084	-.602					
438	-.287	.056	-.124	-.617					
439	-.217	.082	.092	-.646					
440	-.202	.064	.121	-.401					
441	-.230	.059	.020	-.465					
442	-.256	.053	-.058	-.570					
443	-.260	.049	-.092	-.537					
444	-.249	.045	-.109	-.539					
445	-.210	.073	.014	-.623					
446	-.219	.059	-.040	-.527					
447	-.191	.053	.014	-.435					
448	-.166	.049	.005	-.455					
449	-.166	.047	.020	-.470					
450	-.174	.048	.008	-.594					

WIND ENGINEERING STUDY OF DENVER SQUARE
DENVER, COLORADO. CONFIGURATION 3
WIND DIRECTION 0

PRESSURE TAP NUMBER	MEAN PRESSURE COEFFICIENT	RMS PRESSURE COEFFICIENT	MAXIMUM PRESSURE COEFFICIENT	MINIMUM PRESSURE COEFFICIENT	PRESSURE TAP NUMBER	MEAN PRESSURE COEFFICIENT	RMS PRESSURE COEFFICIENT	MAXIMUM PRESSURE COEFFICIENT	MINIMUM PRESSURE COEFFICIENT
101	-.175	.045	-.012	-.371	156	-.321	.144	.132	-1.152
102	-.165	.044	-.010	-.410	157	-.034	.049	.160	-.343
103	-.176	.049	.009	-.459	158	-.051	.044	.126	-.258
104	-.192	.052	-.021	-.456	159	-.074	.048	.133	-.315
105	-.206	.058	-.021	-.496	160	-.100	.055	.097	-.406
106	-.209	.061	-.033	-.525	161	-.143	.064	.060	-.461
107	-.215	.064	.001	-.558	162	-.187	.079	.085	-.608
108	-.212	.061	.009	-.646	163	-.231	.096	.094	-.659
109	-.198	.038	-.068	-.444	164	-.353	.165	.111	-1.280
110	-.206	.045	-.056	-.407	165	-.011	.050	.244	-.286
111	-.231	.061	-.065	-.499	166	-.052	.053	.127	-.378
112	-.230	.063	-.016	-.539	167	-.119	.065	.070	-.524
113	-.242	.038	-.129	-.401	168	-.251	.153	.202	-.929
114	-.230	.035	-.123	-.380	169	-.023	.048	.154	-.297
115	-.240	.041	-.107	-.436	170	-.059	.050	.126	-.331
116	-.251	.047	-.094	-.460	171	-.118	.067	.126	-.497
117	-.262	.051	-.110	-.445	172	-.225	.160	.214	-.899
118	-.261	.058	-.074	-.506	201	-.227	.064	-.036	-.622
119	-.269	.076	0.000	-.865	202	-.239	.072	-.049	-.712
120	-.290	.103	.043	-1.049	203	-.250	.079	-.041	-.638
121	-.243	.041	-.105	-.482	204	-.204	.070	-.010	-.706
122	-.322	.124	.039	-1.067	205	-.202	.059	-.032	-.578
123	-.208	.041	-.073	-.378	206	-.204	.066	-.045	-.588
124	-.205	.037	-.079	-.352	207	-.250	.056	-.028	-.497
125	-.213	.042	-.079	-.393	208	-.254	.060	.032	-.565
126	-.224	.040	-.098	-.407	209	-.253	.056	-.100	-.571
127	-.260	.057	-.028	-.496	210	-.227	.047	-.097	-.534
128	-.281	.062	-.056	-.533	211	-.329	.082	-.086	-.768
129	-.289	.072	-.043	-.586	212	-.316	.085	-.058	-.808
130	-.330	.094	-.003	-.891	213	-.326	.087	-.093	-.838
131	-.187	.045	.009	-.408	214	-.295	.067	-.123	-.855
132	-.357	.084	-.024	-.686	215	-.284	.053	-.144	-.558
133	-.157	.048	.046	-.378	216	-.274	.051	-.148	-.513
134	-.156	.045	.049	-.394	217	-.378	.125	-.054	-1.242
135	-.155	.050	.094	-.364	218	-.279	.053	-.155	-.555
136	-.158	.061	.090	-.378	219	-.350	.127	-.023	-1.463
137	-.207	.063	.024	-.502	220	-.302	.109	.060	-1.130
138	-.253	.066	.058	-.584	221	-.298	.089	-.061	-.938
139	-.289	.068	-.007	-.571	222	-.261	.057	-.113	-.648
140	-.340	.074	.093	-.676	223	-.254	.050	-.096	-.610
141	-.130	.048	.064	-.321	224	-.247	.052	-.089	-.488
142	-.349	.088	.123	-.812	225	-.325	.099	-.033	-1.073
143	-.108	.046	.081	-.306	226	-.230	.058	-.060	-.520
144	-.127	.059	.130	-.472	227	-.309	.090	-.013	-.765
145	-.218	.087	.193	-.571	228	-.266	.079	-.029	-.614
146	-.306	.102	.159	-.794	229	-.251	.071	-.048	-.606
147	-.092	.049	.132	-.277	230	-.220	.052	-.038	-.437
148	-.098	.046	.069	-.280	231	-.201	.047	-.029	-.446
149	-.117	.050	.049	-.316	232	-.199	.056	-.015	-.517
150	-.141	.057	.039	-.426	233	-.261	.105	.057	-1.113
151	-.194	.079	.082	-.616	234	-.157	.059	.044	-.508
152	-.241	.097	.111	-.704	235	-.233	.092	.080	-.651
153	-.282	.110	.166	-.857	236	-.190	.076	.029	-.559
154	-.340	.118	.222	-.838	237	-.174	.071	.038	-.587
155	-.064	.048	.109	-.285	238	-.123	.050	.118	-.385

WIND ENGINEERING STUDY OF DENVER SQUARE
DENVER, COLORADO. CONFIGURATION 3
WIND DIRECTION 0

PRESSURE TAP NUMBER	MEAN PRESSURE COEFFICIENT	RMS PRESSURE COEFFICIENT	MAXIMUM PRESSURE COEFFICIENT	MINIMUM PRESSURE COEFFICIENT	PRESSURE TAP NUMBER	MEAN PRESSURE COEFFICIENT	RMS PRESSURE COEFFICIENT	MAXIMUM PRESSURE COEFFICIENT	MINIMUM PRESSURE COEFFICIENT
239	-.262	.093	.044	-.918	334	-.381	.056	-.217	-.653
240	-.236	.088	.054	-.650	335	-.372	.065	-.179	-.679
241	-.224	.092	.015	-.641	336	-.366	.077	-.107	-.707
242	-.132	.054	.068	-.431	337	-.346	.093	-.044	-.721
243	-.103	.045	.066	-.314	338	-.312	.106	.178	-.700
244	-.093	.045	.068	-.303	339	-.265	.119	.282	-.722
245	-.352	.119	-.044	-.902	340	-.246	.139	.284	-.832
246	-.078	.046	.089	-.290	341	-.386	.059	-.225	-.882
247	-.401	.199	.026	-1.295	342	-.215	.156	.344	-.863
248	-.203	.097	.104	-.946	343	-.393	.063	-.213	-.793
249	-.146	.059	.121	-.359	344	-.398	.078	-.173	-.810
250	-.096	.044	.045	-.302	345	-.283	.121	.344	-.662
251	-.066	.039	.075	-.226	346	-.140	.162	.499	-.576
252	-.046	.042	.109	-.240	347	-.379	.057	-.229	-.686
253	-.041	.094	.279	-.677	348	-.390	.062	-.237	-.753
254	-.027	.052	.243	-.232	349	-.408	.076	-.196	-.891
255	-.003	.049	.231	-.133	350	-.397	.079	-.077	-.789
256	-.040	.080	.347	-.437	351	-.309	.110	.303	-.689
257	-.040	.044	.196	-.235	352	-.195	.157	.484	-.602
258	-.019	.044	.234	-.169	353	-.115	.169	.466	-.593
301	-.432	.104	.054	-.938	354	-.121	.130	.341	-.759
302	-.402	.082	-.051	-.799	355	-.367	.055	-.205	-.659
303	-.388	.090	-.046	-.748	356	-.093	.092	.225	-.409
304	-.329	.121	.346	-.996	357	-.334	.058	.042	-.549
305	-.133	.210	.694	-.664	358	-.351	.053	-.193	-.644
306	.047	.223	.694	-.699	359	-.349	.063	-.136	-.688
307	.100	.185	.641	-.575	360	-.304	.088	.068	-.662
308	-.024	.097	.288	-.407	361	-.169	.137	.413	-.576
309	-.495	.079	-.179	-.853	362	-.063	.134	.338	-.596
310	-.379	.094	.164	-.687	363	-.002	.100	.376	-.351
311	-.043	.222	.675	-.654	364	-.075	.087	.201	-.407
312	.077	.192	.578	-.482	365	-.253	.078	.201	-.483
313	-.531	.053	-.359	-.735	366	-.234	.063	.035	-.445
314	-.508	.055	-.322	-.715	367	-.097	.092	.229	-.379
315	-.492	.064	-.237	-.781	368	.008	.082	.475	-.247
316	-.448	.091	.099	-.797	369	-.262	.071	.152	-.466
317	-.336	.158	.450	-.810	370	-.211	.077	.202	-.427
318	-.201	.194	.610	-.771	371	-.071	.115	.339	-.391
319	-.128	.180	.455	-.627	372	.001	.059	.293	-.240
320	-.182	.111	.164	-.555	401	-.160	.061	.111	-.469
321	-.507	.052	-.356	-.764	402	-.002	.107	.297	-.422
322	-.247	.141	.296	-1.030	403	.063	.116	.399	-.453
323	-.465	.049	-.318	-.668	404	-.031	.119	.398	-.573
324	-.444	.054	-.250	-.822	405	-.138	.123	.217	-.665
325	-.445	.062	-.260	-.747	406	-.186	.151	.318	-.810
326	-.432	.075	-.189	-.944	407	-.183	.081	.283	-.496
327	-.410	.091	.112	-.713	408	-.303	.101	.086	-.646
328	-.358	.114	.306	-.733	409	-.401	.087	-.074	-.770
329	-.321	.136	.359	-.738	410	-.474	.073	-.208	-.974
330	-.310	.135	.189	-.816	411	-.294	.079	.165	-.634
331	-.435	.050	-.277	-.629	412	-.369	.075	.153	-.634
332	-.337	.127	.192	-.924	413	-.444	.070	-.099	-.704
333	-.389	.056	-.241	-.600	414	-.483	.063	-.307	-.806

WIND ENGINEERING STUDY OF DENVER SQUARE
DENVER, COLORADO. CONFIGURATION 3
WIND DIRECTION 0

PRESSURE TAP NUMBER	MEAN PRESSURE COEFFICIENT	RMS PRESSURE COEFFICIENT	MAXIMUM PRESSURE COEFFICIENT	MINIMUM PRESSURE COEFFICIENT	PRESSURE TAP NUMBER	MEAN PRESSURE COEFFICIENT	RMS PRESSURE COEFFICIENT	MAXIMUM PRESSURE COEFFICIENT	MINIMUM PRESSURE COEFFICIENT
415	-.499	.061	-.321	-.751	451	-.343	.051	-.187	-.557
416	-.509	.064	-.322	-.877	452	-.318	.055	-.145	-.595
417	-.366	.119	.209	-.977	453	-.048	.173	.568	-.655
418	-.463	.053	-.312	-.715	454	-.249	.126	.264	-.745
419	-.445	.141	-.098	-1.083	455	-.295	.060	-.009	-.533
420	-.400	.089	-.151	-.764	456	-.052	.143	.499	-.521
421	-.419	.058	-.171	-.690	457	-.241	.127	.288	-.688
422	-.437	.052	-.278	-.763	458	-.295	.064	-.061	-.574
423	-.445	.051	-.303	-.674	501	-.022	.066	.208	-.235
424	-.446	.059	-.289	-.886	502	-.086	.043	.073	-.288
425	-.468	.120	-.065	-.965	503	.073	.056	.221	-.178
426	-.420	.058	-.246	-.684	504	.028	.050	.162	-.223
427	-.453	.108	-.137	-1.167	505	-.181	.109	.176	-.555
428	-.423	.084	-.157	-.931	506	-.181	.089	.135	-.710
429	-.392	.071	-.157	-.680	507	-.204	.116	.110	-.747
430	-.406	.056	-.239	-.626	508	-.113	.056	.057	-.504
431	-.394	.052	-.229	-.609					
432	-.391	.056	-.226	-.735					
433	-.438	.131	-.051	-1.384					
434	-.391	.056	-.244	-.706					
435	-.421	.122	.037	-1.277					
436	-.393	.079	-.192	-.820					
437	-.381	.070	-.142	-.695					
438	-.379	.055	-.220	-.679					
439	-.401	.143	.048	-1.330					
440	-.383	.093	-.093	-.773					
441	-.392	.087	-.106	-.868					
442	-.397	.070	-.204	-.758					
443	-.388	.058	-.253	-.668					
444	-.377	.050	-.220	-.566					
445	-.277	.156	.303	-1.665					
446	-.370	.053	-.208	-.664					
447	-.158	.162	.393	-1.669					
448	-.207	.137	.277	-.890					
449	-.301	.122	.184	-1.037					
450	-.381	.073	-.186	-.763					

WIND ENGINEERING STUDY OF DENVER SQUARE
DENVER, COLORADO. CONFIGURATION 3
WIND DIRECTION 15

PRESSURE TAP NUMBER	MEAN PRESSURE COEFFICIENT	RMS PRESSURE COEFFICIENT	MAXIMUM PRESSURE COEFFICIENT	MINIMUM PRESSURE COEFFICIENT	PRESSURE TAP NUMBER	MEAN PRESSURE COEFFICIENT	RMS PRESSURE COEFFICIENT	MAXIMUM PRESSURE COEFFICIENT	MINIMUM PRESSURE COEFFICIENT
101	-.241	.072	-.057	-.598	156	-.532	.191	.033	-1.578
102	-.233	.063	-.038	-.510	157	-.064	.046	.177	-.242
103	-.260	.079	-.007	-.591	158	-.093	.044	.109	-.252
104	-.295	.093	-.015	-.707	159	-.119	.043	.066	-.282
105	-.362	.113	-.034	-.786	160	-.131	.049	.040	-.388
106	-.417	.151	-.062	-1.111	161	-.165	.076	.104	-.601
107	-.468	.180	-.053	-1.318	162	-.254	.117	.051	-.829
108	-.596	.257	-.056	-1.906	163	-.385	.149	.073	-1.032
109	-.222	.062	-.007	-.535	164	-.556	.194	.030	-1.551
110	-.241	.069	-.019	-.535	165	-.061	.048	.121	-.227
111	-.326	.095	.062	-.802	166	-.094	.056	.097	-.353
112	-.449	.158	.003	-1.602	167	-.209	.110	.097	-.823
113	-.216	.046	-.040	-.450	168	-.375	.120	.006	-.990
114	-.211	.047	-.038	-.460	169	-.073	.045	.100	-.276
115	-.232	.054	-.047	-.450	170	-.096	.053	.098	-.300
116	-.254	.061	-.041	-.482	171	-.192	.102	.095	-.693
117	-.293	.069	-.057	-.638	172	-.370	.140	.100	-1.072
118	-.320	.081	-.031	-.778	201	-.246	.058	-.082	-.511
119	-.365	.107	-.019	-1.039	202	-.233	.052	-.073	-.464
120	-.419	.131	-.046	-1.060	203	-.229	.047	-.071	-.450
121	-.211	.043	-.063	-.410	204	-.210	.039	-.058	-.377
122	-.390	.128	-.006	-1.133	205	-.229	.040	-.105	-.392
123	-.202	.043	-.004	-.626	206	-.243	.051	-.071	-.425
124	-.211	.048	-.043	-.460	207	-.248	.057	-.071	-.583
125	-.229	.055	-.040	-.472	208	-.225	.042	-.103	-.420
126	-.240	.063	-.035	-.607	209	-.234	.035	-.121	-.381
127	-.282	.085	.013	-.679	210	-.237	.038	-.115	-.410
128	-.310	.099	.022	-.668	211	-.272	.071	-.079	-.711
129	-.339	.104	.029	-1.045	212	-.243	.057	-.057	-.572
130	-.390	.130	.032	-1.116	213	-.248	.048	-.068	-.492
131	-.206	.042	-.052	-.386	214	-.236	.031	-.127	-.356
132	-.393	.144	.041	-1.241	215	-.244	.032	-.143	-.385
133	-.188	.041	-.009	-.418	216	-.242	.039	-.109	-.441
134	-.194	.044	-.016	-.432	217	-.286	.075	-.040	-.770
135	-.202	.050	.101	-.434	218	-.247	.042	-.075	-.558
136	-.207	.061	.018	-.525	219	-.304	.066	-.048	-.697
137	-.232	.077	-.037	-.517	220	-.255	.047	-.058	-.578
138	-.262	.097	.013	-.673	221	-.251	.041	-.083	-.510
139	-.300	.118	.112	-.838	222	-.237	.030	-.134	-.356
140	-.395	.186	.130	-1.403	223	-.242	.032	-.136	-.396
141	-.182	.044	-.028	-.382	224	-.234	.037	-.107	-.482
142	-.432	.239	.197	-1.640	225	-.323	.068	-.043	-.838
143	-.169	.102	.001	-1.241	226	-.241	.041	-.098	-.506
144	-.148	.047	.092	-.358	227	-.333	.061	-.119	-.598
145	-.183	.094	.116	-.884	228	-.274	.046	-.104	-.507
146	-.398	.204	.224	-1.312	229	-.261	.039	-.093	-.483
147	-.165	.050	.052	-.333	230	-.242	.030	-.119	-.348
148	-.165	.042	.013	-.304	231	-.234	.036	-.103	-.423
149	-.173	.042	-.009	-.339	232	-.227	.038	-.096	-.525
150	-.168	.045	.006	-.552	233	-.286	.059	-.035	-.544
151	-.177	.066	.019	-.637	234	-.201	.043	-.031	-.431
152	-.238	.116	.079	-.938	235	-.257	.049	-.033	-.423
153	-.352	.178	.180	-1.193	236	-.216	.039	-.062	-.355
154	-.558	.250	.306	-1.757	237	-.200	.041	-.016	-.343
155	-.117	.049	.058	-.300	238	-.187	.054	.043	-.563

WIND ENGINEERING STUDY OF DENVER SQUARE
DENVER, COLORADO. CONFIGURATION 3
WIND DIRECTION 15

PRESSURE TAP NUMBER	MEAN PRESSURE COEFFICIENT	RMS PRESSURE COEFFICIENT	MAXIMUM PRESSURE COEFFICIENT	MINIMUM PRESSURE COEFFICIENT	PRESSURE TAP NUMBER	MEAN PRESSURE COEFFICIENT	RMS PRESSURE COEFFICIENT	MAXIMUM PRESSURE COEFFICIENT	MINIMUM PRESSURE COEFFICIENT
239	-.276	.064	.035	-.560	334	-.352	.045	-.220	-.663
240	-.250	.060	.059	-.587	335	-.357	.046	-.239	-.569
241	-.234	.047	-.050	-.519	336	-.356	.051	-.210	-.578
242	-.187	.040	-.046	-.327	337	-.362	.067	-.075	-.748
243	-.180	.043	-.033	-.378	338	-.345	.073	.139	-.749
244	-.176	.054	-.021	-.504	339	-.337	.082	.145	-.749
245	-.346	.117	-.035	-.986	340	-.355	.114	.092	-1.043
246	-.121	.051	.095	-.414	341	-.355	.052	-.142	-.721
247	-.296	.112	-.035	-.940	342	-.364	.108	.064	-.978
248	-.208	.053	-.052	-.393	343	-.374	.060	-.222	-.671
249	-.178	.049	-.003	-.359	344	-.381	.065	-.194	-.702
250	-.119	.042	.024	-.288	345	-.366	.073	-.099	-.702
251	-.095	.039	.058	-.222	346	-.323	.089	.183	-.687
252	-.067	.042	.124	-.210	347	-.372	.065	-.210	-.767
253	-.107	.056	.124	-.352	348	-.386	.072	-.219	-.730
254	-.103	.047	.155	-.266	349	-.410	.073	-.198	-.755
255	-.088	.042	.086	-.245	350	-.402	.072	-.199	-.678
256	-.115	.049	.090	-.344	351	-.376	.075	-.052	-.730
257	-.118	.045	.081	-.321	352	-.337	.081	.030	-.678
258	-.097	.042	.115	-.256	353	-.313	.081	.149	-.616
301	-.306	.136	.319	-.747	354	-.382	.094	.078	-.796
302	-.305	.100	.087	-.592	355	-.422	.110	-.109	-1.027
303	-.321	.086	.121	-.590	356	-.237	.091	.173	-.742
304	-.310	.083	.026	-.608	357	-.536	.227	.331	-1.999
305	-.299	.087	.069	-.622	358	-.387	.117	-.019	-.940
306	-.257	.090	.168	-.580	359	-.367	.099	-.080	-.724
307	-.234	.091	.227	-.538	360	-.320	.089	.043	-.634
308	-.221	.080	.179	-.586	361	-.290	.098	.167	-.597
309	-.470	.079	-.026	-.815	362	-.251	.103	.154	-.604
310	-.420	.079	.046	-.700	363	-.186	.093	.176	-.536
311	-.258	.095	.260	-.579	364	-.168	.085	.126	-.628
312	-.189	.113	.445	-.586	365	-.326	.097	-.030	-.771
313	-.522	.066	-.327	-.851	366	-.232	.068	.075	-.442
314	-.488	.061	-.324	-.762	367	-.189	.070	.102	-.436
315	-.466	.062	-.248	-.749	368	-.081	.073	.201	-.321
316	-.420	.069	-.109	-.700	369	-.230	.075	.061	-.501
317	-.368	.084	.154	-.700	370	-.211	.066	.098	-.405
318	-.309	.101	.344	-.691	371	-.179	.066	.148	-.389
319	-.273	.111	.274	-.653	372	-.116	.057	.106	-.318
320	-.261	.110	.177	-.677	401	-.292	.170	.489	-.803
321	-.474	.063	-.274	-.702	402	-.201	.131	.451	-.626
322	-.319	.123	.180	-.858	403	-.191	.117	.268	-.665
323	-.414	.059	-.272	-.650	404	-.111	.138	.370	-.537
324	-.397	.048	-.259	-.666	405	-.159	.141	.295	-.594
325	-.415	.052	-.263	-.676	406	-.209	.156	.423	-.699
326	-.406	.058	-.237	-.769	407	-.242	.150	.550	-.691
327	-.389	.072	-.078	-.716	408	-.299	.096	.112	-.643
328	-.356	.080	.175	-.689	409	-.384	.089	-.019	-.735
329	-.356	.087	.080	-.887	410	-.498	.092	-.226	-1.051
330	-.373	.117	.039	-1.025	411	-.323	.151	.394	-1.013
331	-.394	.054	-.259	-.650	412	-.326	.129	.532	-.749
332	-.379	.118	-.028	-.930	413	-.369	.096	.085	-.721
333	-.347	.053	-.168	-.708	414	-.466	.072	-.180	-.735

WIND ENGINEERING STUDY OF DENVER SQUARE
DENVER, COLORADO. CONFIGURATION 3
WIND DIRECTION 15

PRESSURE TAP NUMBER	MEAN PRESSURE COEFFICIENT	RMS PRESSURE COEFFICIENT	MAXIMUM PRESSURE COEFFICIENT	MINIMUM PRESSURE COEFFICIENT	PRESSURE TAP NUMBER	MEAN PRESSURE COEFFICIENT	RMS PRESSURE COEFFICIENT	MAXIMUM PRESSURE COEFFICIENT	MINIMUM PRESSURE COEFFICIENT
415	-.505	.071	-.292	-.802	451	-.168	.122	.180	-.605
416	-.530	.082	-.312	-.920	452	-.298	.089	.037	-.643
417	-.329	.152	.377	-.871	453	.218	.140	1.018	-.124
418	-.475	.070	-.270	-.769	454	.177	.136	.738	-.382
419	-.343	.171	.513	-.955	455	-.005	.127	.494	-.368
420	-.362	.129	.315	-.812	456	.209	.100	.638	-.033
421	-.378	.108	.093	-.806	457	.190	.131	.734	-.336
422	-.409	.092	-.083	-.999	458	.024	.120	.406	-.403
423	-.423	.089	-.141	-.932	501	.014	.062	.200	-.198
424	-.409	.080	-.231	-.850	502	-.177	.056	.027	-.399
425	-.335	.184	.374	-.961	503	-.101	.088	.181	-.500
426	-.376	.076	-.208	-.960	504	-.028	.089	.270	-.342
427	-.248	.218	.544	-1.088	505	-.121	.102	.208	-.511
428	-.296	.180	.550	-.842	506	-.184	.081	.078	-.680
429	-.379	.128	.329	-.802	507	-.152	.083	.133	-.431
430	-.413	.089	-.133	-.825	508	-.060	.063	.105	-.395
431	-.388	.068	-.174	-.755					
432	-.371	.052	-.212	-.738					
433	-.133	.230	.656	-1.184					
434	-.379	.053	-.222	-.614					
435	.039	.243	.838	-.725					
436	-.210	.197	.540	-.769					
437	-.289	.145	.379	-.753					
438	-.347	.075	-.076	-.586					
439	.066	.177	.762	-.695					
440	.086	.228	.923	-.561					
441	-.052	.216	.644	-.631					
442	-.327	.122	.274	-.673					
443	-.370	.083	.086	-.671					
444	-.386	.056	-.179	-.638					
445	.124	.142	.646	-.398					
446	-.368	.075	-.095	-.643					
447	.082	.132	.579	-.347					
448	.244	.142	.766	-.270					
449	.174	.151	.655	-.735					
450	-.074	.161	.435	-.641					

WIND ENGINEERING STUDY OF DENVER SQUARE
 DENVER, COLORADO. CONFIGURATION 3
 WIND DIRECTION 30

PRESSURE TAP NUMBER	MEAN PRESSURE COEFFICIENT	RMS PRESSURE COEFFICIENT	MAXIMUM PRESSURE COEFFICIENT	MINIMUM PRESSURE COEFFICIENT	PRESSURE TAP NUMBER	MEAN PRESSURE COEFFICIENT	RMS PRESSURE COEFFICIENT	MAXIMUM PRESSURE COEFFICIENT	MINIMUM PRESSURE COEFFICIENT
437	-.289	.145	.379	-.753					
438	-.347	.075	-.076	-.586					
439	.066	.177	.762	-.695					
440	.086	.228	.923	-.561					
441	-.052	.216	.644	-.631					
442	-.327	.122	.274	-.673					
443	-.370	.083	.086	-.671					
444	-.386	.056	-.179	-.638					
445	.124	.142	.646	-.398					
446	-.368	.075	-.095	-.643					
447	.082	.132	.579	-.347					
448	.244	.142	.766	-.270					
449	.174	.151	.655	-.735					
450	-.074	.161	.435	-.641					

WIND ENGINEERING STUDY OF DENVER SQUARE
DENVER, COLORADO. CONFIGURATION 3
WIND DIRECTION 30

PRESSURE TAP NUMBER	MEAN PRESSURE COEFFICIENT	RMS PRESSURE COEFFICIENT	MAXIMUM PRESSURE COEFFICIENT	MINIMUM PRESSURE COEFFICIENT	PRESSURE TAP NUMBER	MEAN PRESSURE COEFFICIENT	RMS PRESSURE COEFFICIENT	MAXIMUM PRESSURE COEFFICIENT	MINIMUM PRESSURE COEFFICIENT
101	-.364	.072	-.160	-.738	156	-.674	.216	-.250	-2.023
102	-.362	.097	-.018	-.798	157	-.179	.036	-.052	-.379
103	-.390	.121	-.040	-1.092	158	-.200	.032	-.067	-.352
104	-.439	.133	-.066	-1.045	159	-.202	.036	-.052	-.379
105	-.562	.151	-.167	-1.300	160	-.185	.050	.081	-.601
106	-.662	.158	-.244	-1.267	161	-.229	.120	.076	-.959
107	-.726	.163	-.256	-1.426	162	-.349	.176	.102	-1.313
108	-.748	.181	-.278	-1.995	163	-.526	.203	-.041	-1.785
109	-.259	.080	.085	-.647	164	-.665	.254	-.231	-1.944
110	-.312	.104	.016	-.814	165	-.165	.036	-.021	-.347
111	-.594	.156	-.124	-1.146	166	-.173	.052	.059	-.566
112	-.716	.161	-.241	-1.654	167	-.287	.124	-.011	-.881
113	-.314	.053	-.126	-.683	168	-.404	.108	-.062	-.930
114	-.295	.064	-.076	-.599	169	-.178	.033	-.047	-.374
115	-.325	.088	-.042	-.732	170	-.173	.048	.018	-.495
116	-.386	.119	-.009	-.974	171	-.265	.114	.079	-.896
117	-.530	.164	-.161	-1.166	172	-.378	.110	-.062	-.960
118	-.638	.187	-.126	-1.291	201	-.306	.058	-.120	-.599
119	-.743	.215	-.205	-1.641	202	-.303	.054	-.153	-.647
120	-.836	.264	-.247	-2.362	203	-.297	.046	-.170	-.553
121	-.309	.051	-.173	-.644	204	-.284	.043	-.158	-.459
122	-.839	.283	-.184	-2.288	205	-.295	.049	-.117	-.525
123	-.283	.044	-.102	-.532	206	-.302	.059	-.095	-.589
124	-.292	.070	-.064	-.635	207	-.301	.054	-.112	-.608
125	-.333	.097	.006	-.846	208	-.291	.040	-.153	-.446
126	-.384	.130	.040	-.988	209	-.288	.038	-.177	-.462
127	-.515	.174	-.134	-1.340	210	-.296	.049	-.158	-.534
128	-.615	.191	-.164	-1.316	211	-.298	.068	-.083	-.754
129	-.716	.219	-.108	-1.599	212	-.284	.048	-.144	-.540
130	-.826	.273	-.040	-2.227	213	-.288	.036	-.183	-.458
131	-.279	.042	-.137	-.514	214	-.287	.036	-.167	-.418
132	-.817	.266	-.040	-2.191	215	-.285	.040	-.161	-.464
133	-.241	.033	-.105	-.394	216	-.284	.047	-.146	-.671
134	-.225	.054	.011	-.545	217	-.310	.082	-.094	-.845
135	-.220	.083	.070	-.752	218	-.281	.045	-.122	-.537
136	-.249	.140	.096	-1.012	219	-.285	.061	-.125	-1.014
137	-.463	.214	.072	-1.339	220	-.263	.035	-.161	-.589
138	-.647	.210	-.067	-1.504	221	-.255	.027	-.170	-.379
139	-.687	.190	-.149	-1.632	222	-.252	.028	-.162	-.355
140	-.673	.191	-.192	-1.835	223	-.250	.032	-.146	-.409
141	-.248	.031	-.099	-.406	224	-.248	.037	-.120	-.455
142	-.685	.185	-.225	-2.245	225	-.266	.043	-.152	-.531
143	-.198	.048	.047	-.415	226	-.245	.033	-.141	-.379
144	-.109	.079	.157	-.525	227	-.258	.040	-.132	-.430
145	-.381	.236	.359	-1.149	228	-.239	.029	-.146	-.381
146	-.653	.163	-.248	-1.548	229	-.245	.027	-.156	-.379
147	-.259	.034	-.158	-.444	230	-.247	.027	-.161	-.345
148	-.229	.039	-.058	-.432	231	-.247	.028	-.155	-.364
149	-.190	.057	.160	-.656	232	-.240	.029	-.144	-.381
150	-.137	.085	.201	-.741	233	-.292	.047	-.141	-.588
151	-.229	.209	.247	-1.612	234	-.261	.033	-.160	-.404
152	-.512	.262	.196	-1.577	235	-.285	.038	-.153	-.438
153	-.683	.208	-.046	-1.703	236	-.267	.031	-.175	-.380
154	-.660	.173	-.236	-1.460	237	-.276	.033	-.157	-.411
155	-.233	.036	-.096	-.393	238	-.273	.033	-.129	-.417

WIND ENGINEERING STUDY OF DENVER SQUARE
DENVER, COLORADO. CONFIGURATION 3
WIND DIRECTION 30

PRESSURE TAP NUMBER	MEAN PRESSURE COEFFICIENT	RMS PRESSURE COEFFICIENT	MAXIMUM PRESSURE COEFFICIENT	MINIMUM PRESSURE COEFFICIENT	PRESSURE TAP NUMBER	MEAN PRESSURE COEFFICIENT	RMS PRESSURE COEFFICIENT	MAXIMUM PRESSURE COEFFICIENT	MINIMUM PRESSURE COEFFICIENT
239	-.301	.047	-.139	-.543	334	-.341	.045	-.194	-.531
240	-.276	.035	-.166	-.425	335	-.350	.048	-.208	-.631
241	-.280	.034	-.182	-.434	336	-.349	.057	-.196	-.745
242	-.274	.034	-.167	-.428	337	-.356	.063	-.196	-.831
243	-.270	.034	-.172	-.405	338	-.341	.060	-.046	-.635
244	-.258	.035	-.160	-.407	339	-.336	.066	-.091	-.697
245	-.303	.048	-.166	-.591	340	-.346	.093	-.136	-.915
246	-.242	.039	-.093	-.444	341	-.322	.044	-.170	-.558
247	-.314	.068	-.129	-.700	342	-.355	.103	-.114	-.975
248	-.270	.043	-.088	-.435	343	-.322	.048	-.190	-.549
249	-.266	.041	-.115	-.507	344	-.332	.054	-.190	-.635
250	-.235	.034	-.109	-.435	345	-.341	.070	-.127	-.843
251	-.213	.033	-.106	-.347	346	-.330	.079	.034	-.912
252	-.186	.042	-.013	-.404	347	-.331	.058	-.181	-.650
253	-.230	.059	-.007	-.537	348	-.330	.057	-.185	-.641
254	-.214	.044	-.066	-.429	349	-.349	.061	-.182	-.638
255	-.194	.037	-.057	-.345	350	-.359	.071	-.102	-.710
256	-.217	.057	-.036	-.531	351	-.347	.075	-.052	-.848
257	-.229	.043	-.096	-.398	352	-.323	.072	-.106	-.698
258	-.208	.037	-.082	-.351	353	-.330	.067	-.088	-.632
301	-.529	.446	.434	-3.045	354	-.342	.092	-.102	-.932
302	-.291	.179	.152	-1.253	355	-.362	.069	-.191	-.718
303	-.261	.140	.161	-.986	356	-.314	.075	-.150	-.852
304	-.242	.126	.184	-.889	357	-.388	.090	-.194	-.909
305	-.228	.117	.138	-.680	358	-.388	.093	-.185	-.932
306	-.226	.105	.106	-.605	359	-.392	.092	-.197	-.893
307	-.230	.091	.128	-.561	360	-.376	.079	-.164	-.795
308	-.261	.062	-.007	-.529	361	-.319	.059	-.096	-.622
309	-.572	.256	.028	-1.989	362	-.301	.062	.001	-.589
310	-.336	.115	.156	-.928	363	-.292	.054	-.054	-.510
311	-.217	.094	.335	-.523	364	-.270	.065	-.046	-.676
312	-.195	.086	.235	-.464	365	-.363	.088	-.094	-.710
313	-.457	.126	-.178	-1.497	366	-.274	.050	-.133	-.447
314	-.459	.115	-.192	-1.139	367	-.241	.043	-.109	-.398
315	-.420	.085	-.181	-.877	368	-.184	.082	.164	-.492
316	-.374	.075	-.095	-.702	369	-.265	.104	.088	-.804
317	-.339	.073	0.000	-.732	370	-.261	.048	-.118	-.419
318	-.315	.067	.006	-.619	371	-.224	.048	-.061	-.399
319	-.297	.057	.080	-.525	372	-.201	.068	.090	-.435
320	-.289	.052	-.010	-.593	401	.157	.143	.711	-.687
321	-.392	.083	-.161	-1.079	402	.422	.200	.980	-.484
322	-.300	.060	-.128	-.635	403	.352	.246	1.058	-.472
323	-.350	.053	-.201	-.685	404	-.003	.187	.843	-.649
324	-.354	.052	-.217	-.650	405	-.084	.139	.530	-.616
325	-.355	.051	-.189	-.572	406	-.166	.216	.738	-.904
326	-.350	.054	-.195	-.629	407	.409	.226	1.000	-.560
327	-.327	.055	-.094	-.525	408	.273	.277	1.065	-.563
328	-.301	.053	-.034	-.511	409	.134	.211	.946	-.451
329	-.294	.050	-.103	-.531	410	.130	.123	.396	-.915
330	-.296	.066	-.079	-.690	411	.103	.198	.640	-.819
331	-.324	.049	-.181	-.632	412	.336	.272	1.095	-.568
332	-.299	.078	-.071	-.895	413	.215	.279	1.034	-.735
333	-.332	.046	-.179	-.511	414	-.183	.158	.381	-.590

WIND ENGINEERING STUDY OF DENVER SQUARE
DENVER, COLORADO, CONFIGURATION 3
WIND DIRECTION 30

PRESSURE TAP NUMBER	MEAN PRESSURE COEFFICIENT	RMS PRESSURE COEFFICIENT	MAXIMUM PRESSURE COEFFICIENT	MINIMUM PRESSURE COEFFICIENT	PRESSURE TAP NUMBER	MEAN PRESSURE COEFFICIENT	RMS PRESSURE COEFFICIENT	MAXIMUM PRESSURE COEFFICIENT	MINIMUM PRESSURE COEFFICIENT
415	-.303	.115	.121	-.662	451	.108	.088	.455	-.181
416	-.454	.100	-.161	-.947	452	-.069	.071	.317	-.349
417	.074	.207	.675	-.810	453	.097	.090	.464	-.187
418	-.381	.080	-.028	-.792	454	.194	.096	.606	-.003
419	.094	.192	.668	-.707	455	.135	.101	.595	-.155
420	.300	.268	.994	-.628	456	.140	.075	.461	-.033
421	.191	.265	.962	-.687	457	.254	.096	.724	.015
422	-.168	.154	.420	-.592	458	.194	.094	.673	-.062
423	-.266	.105	.139	-.608	501	-.128	.067	.202	-.378
424	-.358	.060	-.097	-.764	502	-.257	.132	.042	-.882
425	.097	.171	.574	-.666	503	-.670	.169	.040	-1.225
426	-.337	.062	-.114	-.566	504	-.554	.369	.233	-1.777
427	.130	.138	.617	-.435	505	-.190	.237	.335	-1.652
428	.374	.202	1.000	-.435	506	-.133	.059	.125	-.424
429	.306	.226	.913	-.499	507	-.076	.061	.134	-.345
430	-.073	.203	.557	-.632	508	-.079	.058	.156	-.271
431	-.197	.137	.294	-.572					
432	-.316	.063	-.063	-.517					
433	.093	.121	.571	-.422					
434	-.204	.091	.212	-.467					
435	.292	.128	.737	-.137					
436	.382	.156	.907	-.345					
437	.319	.164	.866	-.318					
438	.085	.134	.592	-.359					
439	.030	.102	.486	-.329					
440	.324	.123	.778	-.035					
441	.367	.146	.982	-.193					
442	.213	.124	.489	-.326					
443	.079	.141	.560	-.431					
444	-.117	.011	-.091	-.160					
445	-.014	.103	.403	-.342					
446	-.108	.074	.172	-.339					
447	-.061	.091	.303	-.391					
448	.164	.098	.860	-.058					
449	.223	.102	.717	-.029					
450	.184	.097	.613	-.108					

WIND ENGINEERING STUDY OF DENVER SQUARE
DENVER, COLORADO. CONFIGURATION 3
WIND DIRECTION 45

PRESSURE TAP NUMBER	MEAN PRESSURE COEFFICIENT	RMS PRESSURE COEFFICIENT	MAXIMUM PRESSURE COEFFICIENT	MINIMUM PRESSURE COEFFICIENT	PRESSURE TAP NUMBER	MEAN PRESSURE COEFFICIENT	RMS PRESSURE COEFFICIENT	MAXIMUM PRESSURE COEFFICIENT	MINIMUM PRESSURE COEFFICIENT
101	-.317	.090	-.032	-.771	156	-.596	.190	-.168	-1.707
102	-.328	.113	-.009	-.757	157	-.234	.053	-.052	-.445
103	-.405	.134	-.033	-.921	158	-.230	.044	-.059	-.458
104	-.504	.144	-.004	-1.131	159	-.210	.047	.018	-.496
105	-.610	.116	-.230	-1.273	160	-.175	.067	.179	-.569
106	-.620	.093	-.322	-1.209	161	-.269	.156	.126	-1.083
107	-.631	.084	-.374	-1.206	162	-.442	.192	.023	-1.346
108	-.623	.090	-.336	-1.265	163	-.568	.199	-.080	-1.570
109	-.301	.115	.100	-.777	164	-.597	.234	-.167	-1.811
110	-.426	.131	.069	-.895	165	-.185	.046	-.006	-.370
111	-.630	.101	-.240	-1.035	166	-.172	.063	.079	-.561
112	-.614	.089	-.344	-1.038	167	-.338	.146	.146	-1.296
113	-.314	.107	.001	-.900	168	-.463	.137	-.118	-1.051
114	-.328	.118	.123	-.757	169	-.204	.041	-.006	-.353
115	-.414	.144	.087	-.943	170	-.161	.055	.132	-.499
116	-.522	.158	-.077	-1.188	171	-.274	.134	.153	-.912
117	-.641	.123	-.156	-1.139	172	-.432	.135	-.097	-1.212
118	-.646	.103	-.331	-1.084	201	-.393	.111	-.049	-.897
119	-.641	.090	-.344	-1.055	202	-.365	.087	-.057	-.886
120	-.619	.086	-.355	-.944	203	-.351	.076	-.039	-.751
121	-.291	.093	.058	-.746	204	-.332	.075	-.072	-.651
122	-.643	.105	-.299	-1.480	205	-.329	.078	-.073	-.676
123	-.257	.065	-.040	-.586	206	-.342	.084	-.058	-.717
124	-.245	.104	.046	-.706	207	-.339	.073	-.117	-.820
125	-.292	.157	.107	-.980	208	-.314	.054	-.126	-.520
126	-.416	.204	.163	-1.177	209	-.322	.061	-.124	-.592
127	-.670	.198	.091	-1.354	210	-.327	.074	-.069	-.733
128	-.744	.156	-.257	-1.346	211	-.362	.071	-.148	-.679
129	-.721	.131	-.387	-1.457	212	-.312	.049	-.112	-.486
130	-.692	.119	-.381	-1.269	213	-.310	.045	-.175	-.510
131	-.258	.054	-.069	-.651	214	-.316	.054	-.172	-.535
132	-.738	.149	-.297	-1.518	215	-.316	.062	-.130	-.582
133	-.285	.049	-.021	-.616	216	-.320	.074	-.048	-.642
134	-.236	.074	.194	-.677	217	-.359	.066	-.133	-.666
135	-.219	.114	.193	-.830	218	-.315	.073	-.061	-.664
136	-.261	.192	.150	-1.062	219	-.353	.067	-.150	-.675
137	-.552	.296	.275	-1.458	220	-.292	.044	-.126	-.439
138	-.788	.260	.156	-1.877	221	-.286	.042	-.129	-.432
139	-.831	.208	-.228	-1.816	222	-.292	.048	-.162	-.511
140	-.781	.191	-.209	-1.871	223	-.290	.051	-.156	-.585
141	-.297	.049	-.102	-.549	224	-.283	.057	-.096	-.651
142	-.769	.218	-.258	-2.133	225	-.340	.065	-.103	-.640
143	-.211	.068	.146	-.449	226	-.286	.052	-.099	-.670
144	-.101	.118	.387	-.705	227	-.340	.069	-.136	-.807
145	-.426	.292	.473	-1.409	228	-.298	.052	-.123	-.568
146	-.688	.183	-.137	-1.758	229	-.306	.051	-.160	-.642
147	-.316	.052	-.123	-.508	230	-.304	.049	-.162	-.507
148	-.249	.060	.032	-.522	231	-.299	.050	-.168	-.498
149	-.178	.085	.287	-.536	232	-.286	.051	-.132	-.507
150	-.132	.126	.519	-.645	233	-.371	.082	-.065	-.770
151	-.341	.262	.411	-1.408	234	-.309	.053	-.117	-.580
152	-.597	.270	.165	-1.560	235	-.346	.067	-.126	-.616
153	-.653	.200	-.039	-1.830	236	-.322	.058	-.144	-.597
154	-.620	.172	-.152	-1.667	237	-.334	.060	-.120	-.543
155	-.280	.052	-.114	-.501	238	-.322	.058	-.156	-.594

WIND ENGINEERING STUDY OF DENVER SQUARE
DENVER, COLORADO. CONFIGURATION 3
WIND DIRECTION 45

PRESSURE TAP NUMBER	MEAN PRESSURE COEFFICIENT	RMS PRESSURE COEFFICIENT	MAXIMUM PRESSURE COEFFICIENT	MINIMUM PRESSURE COEFFICIENT	PRESSURE TAP NUMBER	MEAN PRESSURE COEFFICIENT	RMS PRESSURE COEFFICIENT	MAXIMUM PRESSURE COEFFICIENT	MINIMUM PRESSURE COEFFICIENT
239	-.359	.077	-.126	-.701	334	-.426	.072	-.239	-.782
240	-.333	.065	-.125	-.650	335	-.437	.077	-.242	-1.114
241	-.347	.068	-.153	-.743	336	-.444	.090	-.096	-1.006
242	-.342	.063	-.162	-.647	337	-.479	.120	-.119	-1.188
243	-.327	.059	-.161	-.627	338	-.470	.114	-.068	-1.105
244	-.309	.059	-.150	-.591	339	-.467	.117	-.005	-1.048
245	-.330	.073	-.080	-.684	340	-.502	.170	-.101	-1.421
246	-.307	.062	-.120	-.638	341	-.431	.088	-.209	-1.065
247	-.305	.071	-.021	-.747	342	-.494	.169	-.129	-1.344
248	-.276	.060	-.033	-.517	343	-.445	.091	-.241	-1.057
249	-.296	.057	-.089	-.615	344	-.466	.104	-.239	-1.313
250	-.324	.069	-.119	-.668	345	-.497	.123	-.005	-.994
251	-.291	.057	-.138	-.549	346	-.459	.131	.048	-1.182
252	-.250	.057	-.081	-.522	347	-.470	.098	-.214	-.893
253	-.223	.066	.155	-.526	348	-.478	.099	-.248	-.928
254	-.257	.075	.182	-.595	349	-.496	.106	-.230	-1.177
255	-.289	.069	-.102	-.589	350	-.517	.121	-.238	-1.410
256	-.209	.068	.134	-.508	351	-.509	.132	-.042	-1.464
257	-.250	.075	.140	-.659	352	-.465	.128	.099	-1.083
258	-.279	.066	-.065	-.570	353	-.438	.106	-.057	-1.087
301	-.462	.073	-.213	-.858	354	-.442	.134	-.068	-1.212
302	-.474	.078	-.229	-.948	355	-.556	.118	-.268	-1.149
303	-.489	.095	-.208	-1.051	356	-.382	.115	.002	-1.000
304	-.501	.120	-.126	-1.120	357	-.544	.140	-.230	-1.750
305	-.500	.150	-.057	-1.525	358	-.553	.141	-.232	-1.693
306	-.465	.148	.004	-1.294	359	-.554	.121	-.250	-1.107
307	-.425	.137	-.021	-1.122	360	-.497	.097	-.233	-1.027
308	-.414	.149	.025	-1.168	361	-.397	.077	-.159	-.768
309	-.442	.072	-.241	-.784	362	-.387	.093	-.110	-1.000
310	-.461	.083	-.225	-.975	363	-.344	.077	-.060	-.675
311	-.464	.109	-.100	-.994	364	-.302	.096	-.005	-1.033
312	-.429	.137	.091	-.907	365	-.460	.124	-.131	-1.074
313	-.406	.057	-.196	-.594	366	-.350	.064	-.129	-.630
314	-.416	.055	-.276	-.612	367	-.280	.052	-.072	-.538
315	-.423	.056	-.276	-.673	368	-.212	.075	.086	-.538
316	-.437	.064	-.250	-.759	369	-.297	.111	.027	-.716
317	-.460	.079	-.235	-.802	370	-.323	.059	-.129	-.579
318	-.452	.082	-.069	-.841	371	-.249	.048	-.081	-.430
319	-.446	.096	-.124	-.990	372	-.215	.063	.065	-.495
320	-.477	.140	-.072	-1.090	401	.131	.088	.448	-.167
321	-.388	.059	-.180	-.688	402	.366	.106	.699	-.007
322	-.497	.141	-.106	-1.126	403	.376	.112	.715	-.036
323	-.377	.060	-.186	-.628	404	.321	.117	.683	-.040
324	-.379	.061	-.195	-.657	405	.237	.108	.593	-.199
325	-.395	.070	-.192	-1.060	406	-.056	.076	.232	-.443
326	-.416	.086	-.162	-1.135	407	.478	.114	.835	.056
327	-.431	.097	-.037	-.969	408	.570	.126	.930	.152
328	-.424	.097	.160	-.802	409	.528	.132	.943	.136
329	-.454	.107	.003	-.952	410	.309	.103	.653	-.016
330	-.499	.152	.006	-1.270	411	.106	.090	.468	-.227
331	-.368	.070	-.175	-.819	412	.499	.124	.816	.107
332	-.486	.164	-.048	-1.242	413	.588	.130	.969	.153
333	-.418	.071	-.217	-.776	414	.489	.121	.881	.143

WIND ENGINEERING STUDY OF DENVER SQUARE
DENVER, COLORADO. CONFIGURATION 3
WIND DIRECTION 45

PRESSURE TAP NUMBER	MEAN PRESSURE COEFFICIENT	RMS PRESSURE COEFFICIENT	MAXIMUM PRESSURE COEFFICIENT	MINIMUM PRESSURE COEFFICIENT	PRESSURE TAP NUMBER	MEAN PRESSURE COEFFICIENT	RMS PRESSURE COEFFICIENT	MAXIMUM PRESSURE COEFFICIENT	MINIMUM PRESSURE COEFFICIENT
415	.311	.104	.729	-.074	451	.196	.096	.625	-.076
416	-.062	.065	.263	-.361	452	-.043	.084	.379	-.373
417	.105	.104	.556	-.231	453	.139	.086	.522	-.124
418	-.055	.067	.222	-.267	454	.257	.086	.669	.033
419	.065	.097	.394	-.244	455	.177	.093	.628	-.170
420	.458	.131	.800	-.123	456	.199	.077	.560	.021
421	.558	.125	.986	.195	457	.306	.098	.707	.083
422	.476	.117	.868	.129	458	.223	.086	.642	.014
423	.316	.102	.644	-.009	501	-.390	.117	-.007	-.892
424	-.060	.067	.185	-.328	502	-.589	.106	-.172	-1.032
425	.060	.098	.475	-.286	503	-.600	.081	-.365	-1.110
426	-.040	.076	.303	-.345	504	-.600	.088	-.331	-.990
427	.043	.102	.424	-.329	505	-.643	.149	-.201	-1.730
428	.418	.115	.882	.023	506	-.580	.142	.079	-1.110
429	.488	.126	.904	.191	507	-.416	.145	.096	-.981
430	.426	.125	.962	.103	508	-.419	.119	.084	-.840
431	.282	.109	.703	-.052					
432	-.043	.079	.215	-.319					
433	-.008	.107	.413	-.364					
434	-.052	.084	.244	-.323					
435	.253	.110	.724	-.108					
436	.416	.127	.809	.093					
437	.424	.121	.986	.112					
438	.222	.102	.663	-.047					
439	-.015	.094	.414	-.372					
440	.314	.105	.701	.015					
441	.372	.115	.812	.023					
442	.333	.113	.857	.041					
443	.219	.101	.710	-.023					
444	-.059	.074	.269	-.293					
445	-.031	.094	.408	-.385					
446	-.070	.083	.218	-.350					
447	-.059	.093	.300	-.502					
448	.209	.092	.558	-.067					
449	.282	.091	.699	.012					
450	.275	.099	.649	.023					

WIND ENGINEERING STUDY OF DENVER SQUARE
DENVER, COLORADO. CONFIGURATION 3
WIND DIRECTION 60

PRESSURE TAP NUMBER	MEAN PRESSURE COEFFICIENT	RMS PRESSURE COEFFICIENT	MAXIMUM PRESSURE COEFFICIENT	MINIMUM PRESSURE COEFFICIENT	PRESSURE TAP NUMBER	MEAN PRESSURE COEFFICIENT	RMS PRESSURE COEFFICIENT	MAXIMUM PRESSURE COEFFICIENT	MINIMUM PRESSURE COEFFICIENT
101	-.300	.049	-.126	-.475	156	-.455	.184	.184	-1.268
102	-.231	.050	-.048	-.489	157	-.345	.063	-.108	-.564
103	-.233	.063	.006	-.571	158	-.275	.044	-.061	-.503
104	-.258	.086	-.033	-.752	159	-.226	.042	.005	-.501
105	-.381	.132	-.027	-.978	160	-.161	.051	.064	-.529
106	-.532	.135	-.077	-1.096	161	-.112	.088	.128	-.788
107	-.675	.134	-.132	-1.218	162	-.177	.147	.194	-.942
108	-.698	.138	-.338	-1.361	163	-.289	.176	.111	-1.269
109	-.150	.072	.062	-.587	164	-.374	.173	.067	-1.324
110	-.150	.110	.141	-.616	165	-.234	.049	-.056	-.430
111	-.492	.165	.017	-.888	166	-.150	.051	.027	-.475
112	-.630	.115	-.307	-1.249	167	-.170	.131	.114	-.946
113	-.286	.047	-.115	-.507	168	-.279	.130	.093	-.864
114	-.220	.061	-.033	-.577	169	-.256	.054	-.081	-.456
115	-.207	.092	.056	-.734	170	-.136	.053	.041	-.372
116	-.232	.146	.065	-.861	171	-.154	.127	.136	-.774
117	-.396	.206	.082	-1.079	172	-.257	.133	.133	-.861
118	-.557	.182	.088	-1.361	201	-.441	.082	-.148	-.832
119	-.622	.130	-.021	-1.253	202	-.382	.066	-.168	-.828
120	-.597	.117	-.186	-1.153	203	-.351	.059	-.166	-.675
121	-.296	.047	-.064	-.563	204	-.334	.057	-.150	-.612
122	-.603	.129	-.183	-1.297	205	-.346	.058	-.178	-.597
123	-.301	.048	-.106	-.502	206	-.346	.057	-.174	-.597
124	-.226	.063	-.005	-.595	207	-.371	.053	-.091	-.547
125	-.183	.084	.067	-.646	208	-.340	.049	-.183	-.603
126	-.189	.134	.115	-.835	209	-.340	.051	-.180	-.565
127	-.360	.230	.144	-1.206	210	-.339	.052	-.119	-.551
128	-.556	.222	.083	-1.324	211	-.414	.065	-.166	-.654
129	-.622	.163	-.039	-1.613	212	-.357	.047	-.184	-.533
130	-.600	.146	-.201	-1.362	213	-.351	.042	-.217	-.520
131	-.313	.048	-.136	-.499	214	-.345	.043	-.227	-.527
132	-.611	.166	-.132	-1.636	215	-.339	.044	-.213	-.503
133	-.357	.055	-.180	-.561	216	-.334	.045	-.207	-.566
134	-.271	.049	-.078	-.559	217	-.419	.069	-.186	-.701
135	-.208	.057	.037	-.590	218	-.345	.050	-.202	-.649
136	-.137	.089	.162	-.870	219	-.428	.074	-.178	-.714
137	-.215	.237	.245	-1.196	220	-.375	.053	-.048	-.563
138	-.441	.302	.198	-1.675	221	-.363	.046	-.201	-.651
139	-.623	.240	.061	-1.950	222	-.359	.046	-.217	-.554
140	-.614	.180	-.111	-1.472	223	-.353	.046	-.214	-.530
141	-.361	.061	-.175	-.584	224	-.347	.047	-.181	-.526
142	-.612	.231	.093	-2.045	225	-.435	.084	-.154	-.932
143	-.248	.057	.035	-.425	226	-.366	.055	-.160	-.586
144	-.102	.072	.236	-.702	227	-.429	.086	-.208	-.961
145	-.139	.233	.375	-1.004	228	-.395	.066	-.187	-.710
146	-.485	.197	.136	-1.478	229	-.391	.058	-.181	-.588
147	-.364	.068	-.172	-.584	230	-.379	.057	-.208	-.577
148	-.269	.058	-.044	-.477	231	-.373	.058	-.195	-.606
149	-.204	.060	.093	-.437	232	-.360	.057	-.143	-.584
150	-.121	.066	.210	-.510	233	-.443	.092	-.170	-.891
151	-.089	.154	.300	-.919	234	-.386	.062	-.194	-.639
152	-.228	.257	.430	-1.198	235	-.415	.084	-.127	-.769
153	-.460	.250	.194	-1.481	236	-.408	.072	-.124	-.767
154	-.494	.181	.061	-1.411	237	-.415	.068	-.213	-.684
155	-.365	.070	-.120	-.686	238	-.396	.064	-.219	-.627

WIND ENGINEERING STUDY OF DENVER SQUARE
DENVER, COLORADO. CONFIGURATION 3
WIND DIRECTION 60

PRESSURE TAP NUMBER	MEAN PRESSURE COEFFICIENT	RMS PRESSURE COEFFICIENT	MAXIMUM PRESSURE COEFFICIENT	MINIMUM PRESSURE COEFFICIENT	PRESSURE TAP NUMBER	MEAN PRESSURE COEFFICIENT	RMS PRESSURE COEFFICIENT	MAXIMUM PRESSURE COEFFICIENT	MINIMUM PRESSURE COEFFICIENT
239	-.427	.093	-.049	-.809	334	-.513	.082	-.252	-.957
240	-.405	.077	-.089	-.718	335	-.524	.085	-.276	-.979
241	-.426	.080	0.000	-.715	336	-.532	.108	-.192	-1.189
242	-.421	.075	-.222	-.729	337	-.555	.137	-.139	-1.234
243	-.403	.070	-.215	-.666	338	-.542	.135	-.039	-1.225
244	-.379	.069	-.188	-.633	339	-.516	.126	-.089	-1.174
245	-.421	.102	-.095	-.910	340	-.522	.171	.042	-1.404
246	-.395	.073	-.201	-.663	341	-.503	.087	-.283	-.885
247	-.420	.099	-.116	-.942	342	-.504	.165	.094	-1.395
248	-.393	.079	-.152	-.723	343	-.514	.092	-.221	-.869
249	-.420	.086	-.195	-1.037	344	-.538	.111	-.061	-1.051
250	-.415	.076	-.171	-.833	345	-.551	.141	.010	-1.202
251	-.405	.074	-.164	-.782	346	-.454	.129	.067	-1.070
252	-.386	.073	-.152	-.757	347	-.520	.103	-.113	-1.258
253	-.382	.083	-.112	-.757	348	-.528	.102	-.173	-1.183
254	-.416	.080	-.210	-.848	349	-.558	.120	.019	-1.147
255	-.400	.072	-.222	-.681	350	-.587	.138	-.058	-1.329
256	-.352	.075	-.086	-.739	351	-.577	.146	.112	-1.422
257	-.421	.087	-.194	-.830	352	-.506	.138	.079	-1.010
258	-.409	.081	-.197	-.764	353	-.450	.122	-.012	-.900
301	-.456	.054	-.276	-.710	354	-.419	.127	.146	-1.232
302	-.465	.052	-.302	-.734	355	-.622	.133	-.177	-1.399
303	-.472	.051	-.293	-.739	356	-.386	.120	.040	-1.328
304	-.486	.055	-.316	-.825	357	-.634	.147	-.246	-1.295
305	-.505	.066	-.180	-.968	358	-.644	.149	-.235	-1.304
306	-.508	.071	-.199	-.924	359	-.639	.125	-.280	-1.119
307	-.517	.088	-.166	-1.001	360	-.565	.101	-.262	-.977
308	-.566	.133	-.183	-1.509	361	-.476	.099	-.171	-.922
309	-.431	.051	-.269	-.693	362	-.443	.105	.003	-.979
310	-.448	.050	-.305	-.716	363	-.389	.097	-.048	-.796
311	-.479	.059	-.257	-.763	364	-.377	.101	-.018	-.893
312	-.545	.108	-.124	-1.131	365	-.436	.110	-.069	-.985
313	-.432	.052	-.242	-.613	366	-.356	.061	-.112	-.685
314	-.440	.051	-.278	-.615	367	-.342	.058	-.063	-.598
315	-.445	.051	-.291	-.619	368	-.314	.062	-.079	-.539
316	-.457	.055	-.278	-.755	369	-.259	.095	.075	-.609
317	-.481	.064	-.291	-.899	370	-.302	.050	-.109	-.514
318	-.496	.068	-.278	-.859	371	-.316	.049	-.143	-.504
319	-.518	.084	-.293	-.977	372	-.287	.055	-.076	-.493
320	-.569	.127	-.224	-1.232	401	.237	.108	.590	-.079
321	-.439	.057	-.234	-.826	402	.384	.111	.687	.029
322	-.570	.141	-.227	-1.237	403	.340	.108	.619	-.032
323	-.459	.078	-.258	-1.145	404	.228	.103	.528	-.083
324	-.457	.066	-.258	-.800	405	.163	.098	.430	-.159
325	-.472	.072	-.281	-.877	406	-.096	.064	.117	-.331
326	-.486	.085	-.264	-1.183	407	.541	.132	.922	.117
327	-.502	.104	-.202	-1.311	408	.569	.136	.940	.142
328	-.503	.103	-.086	-.923	409	.511	.126	.904	.117
329	-.527	.107	-.127	-1.025	410	.327	.099	.637	-.029
330	-.571	.160	-.193	-1.358	411	.224	.118	.875	-.212
331	-.470	.077	-.263	-.888	412	.556	.134	1.022	.118
332	-.555	.174	-.106	-1.500	413	.596	.130	.994	.204
333	-.505	.082	-.247	-.975	414	.504	.118	.875	.151

WIND ENGINEERING STUDY OF DENVER SQUARE
DENVER, COLORADO. CONFIGURATION 3
WIND DIRECTION 60

PRESSURE TAP NUMBER	MEAN PRESSURE COEFFICIENT	RMS PRESSURE COEFFICIENT	MAXIMUM PRESSURE COEFFICIENT	MINIMUM PRESSURE COEFFICIENT	PRESSURE TAP NUMBER	MEAN PRESSURE COEFFICIENT	RMS PRESSURE COEFFICIENT	MAXIMUM PRESSURE COEFFICIENT	MINIMUM PRESSURE COEFFICIENT
415	.356	.103	.708	.011	451	.164	.089	.524	-.081
416	-.017	.063	.207	-.222	452	-.080	.086	.224	-.408
417	.203	.115	.604	-.268	453	.155	.076	.657	-.062
418	-.039	.066	.275	-.294	454	.259	.086	.783	.020
419	.180	.118	.645	-.262	455	.237	.095	.722	-.037
420	.502	.123	1.002	.176	456	.231	.072	.591	.027
421	.547	.126	.940	.204	457	.328	.091	.690	.090
422	.468	.120	.841	.150	458	.298	.092	.737	.067
423	.325	.108	.658	.014	501	-.413	.095	-.094	-.755
424	-.062	.072	.250	-.282	502	-.575	.094	-.256	-.911
425	.173	.123	.649	-.200	503	-.598	.090	-.356	-1.014
426	-.029	.091	.554	-.310	504	-.609	.078	-.363	-.978
427	.131	.121	.622	-.392	505	-.624	.093	-.390	-.992
428	.424	.139	.852	-.145	506	-.641	.099	-.355	-1.030
429	.474	.125	.928	.163	507	-.475	.091	-.079	-.805
430	.413	.122	.831	.103	508	-.407	.088	-.059	-.716
431	.284	.108	.621	-.005					
432	-.056	.083	.241	-.380					
433	.123	.123	.602	-.430					
434	-.102	.089	.190	-.471					
435	.279	.113	.762	-.082					
436	.377	.111	.766	.105					
437	.368	.119	.792	.066					
438	.165	.111	.593	-.166					
439	.093	.112	.588	-.261					
440	.316	.102	.803	.040					
441	.349	.107	.859	.079					
442	.287	.108	.759	.015					
443	.169	.101	.643	-.090					
444	-.103	.079	.198	-.387					
445	.065	.109	.545	-.326					
446	-.112	.089	.236	-.428					
447	.015	.091	.489	-.247					
448	.199	.077	.596	-.075					
449	.259	.089	.806	-.029					
450	.245	.092	.654	-.055					

WIND ENGINEERING STUDY OF DENVER SQUARE
DENVER, COLORADO. CONFIGURATION 3
WIND DIRECTION 75

PRESSURE TAP NUMBER	MEAN PRESSURE COEFFICIENT	RMS PRESSURE COEFFICIENT	MAXIMUM PRESSURE COEFFICIENT	MINIMUM PRESSURE COEFFICIENT	PRESSURE TAP NUMBER	MEAN PRESSURE COEFFICIENT	RMS PRESSURE COEFFICIENT	MAXIMUM PRESSURE COEFFICIENT	MINIMUM PRESSURE COEFFICIENT
101	-.264	.038	-.137	-.426	156	-.192	.203	.477	-1.000
102	-.137	.046	.035	-.323	157	-.335	.054	-.143	-.513
103	-.107	.053	.126	-.400	158	-.233	.042	-.050	-.367
104	-.087	.057	.092	-.360	159	-.167	.039	-.007	-.336
105	-.084	.061	.154	-.548	160	-.109	.042	.050	-.412
106	-.094	.093	.137	-1.174	161	-.061	.071	.148	-.453
107	-.141	.188	.188	-1.210	162	-.085	.118	.152	-.828
108	-.442	.266	.422	-1.741	163	-.130	.148	.177	-.919
109	-.042	.058	.125	-.276	164	-.184	.147	.218	-.906
110	.059	.073	.255	-.259	165	-.200	.044	.089	-.351
111	.049	.094	.288	-.616	166	-.096	.044	.215	-.276
112	-.284	.256	.655	-1.568	167	-.060	.092	.236	-.637
113	-.256	.036	-.125	-.408	168	-.128	.106	.198	-.630
114	-.132	.047	.037	-.310	169	-.199	.044	-.032	-.407
115	-.063	.060	.130	-.288	170	-.053	.049	.202	-.249
116	-.004	.074	.220	-.418	171	.011	.094	.298	-.418
117	.047	.109	.288	-.725	172	-.074	.114	.328	-.705
118	.019	.203	.364	-1.125	201	-.438	.104	-.111	-.997
119	-.151	.316	.462	-1.795	202	-.382	.071	-.134	-1.007
120	-.315	.267	.572	-1.411	203	-.362	.058	-.167	-.969
121	-.261	.038	-.135	-.394	204	-.351	.053	-.171	-.705
122	-.293	.249	.537	-1.448	205	-.353	.052	-.181	-.556
123	-.265	.042	-.128	-.465	206	-.348	.051	-.170	-.563
124	-.154	.046	.035	-.344	207	-.383	.058	-.184	-.665
125	-.086	.056	.159	-.408	208	-.349	.044	-.209	-.551
126	-.033	.072	.259	-.616	209	-.349	.042	-.225	-.533
127	-.020	.147	.381	-.955	210	-.342	.043	-.201	-.557
128	-.095	.247	.449	-1.174	211	-.429	.077	-.192	-.867
129	-.218	.277	.426	-1.410	212	-.379	.051	-.209	-.708
130	-.299	.220	.494	-1.210	213	-.370	.044	-.218	-.664
131	-.292	.050	-.132	-.463	214	-.351	.038	-.215	-.487
132	-.289	.224	.643	-1.497	215	-.343	.039	-.209	-.483
133	-.329	.058	-.149	-.543	216	-.334	.039	-.198	-.520
134	-.209	.053	.034	-.448	217	-.433	.086	-.138	-.805
135	-.126	.059	.114	-.431	218	-.349	.046	-.204	-.519
136	-.058	.077	.195	-.478	219	-.430	.090	-.188	-.933
137	-.044	.158	.395	-.881	220	-.392	.065	-.212	-.953
138	-.111	.245	.496	-1.273	221	-.390	.057	-.219	-.658
139	-.195	.272	.606	-1.315	222	-.372	.051	-.185	-.601
140	-.257	.247	.679	-1.099	223	-.362	.052	-.179	-.601
141	-.329	.058	-.075	-.603	224	-.351	.052	-.145	-.568
142	-.222	.253	.571	-1.256	225	-.430	.092	-.157	-1.141
143	-.181	.061	.218	-.409	226	-.362	.059	-.179	-.641
144	-.054	.076	.286	-.378	227	-.428	.091	-.175	-1.222
145	-.019	.190	.527	-.733	228	-.403	.071	-.178	-1.093
146	-.171	.257	.612	-1.137	229	-.406	.071	-.123	-.717
147	-.326	.064	-.112	-.574	230	-.385	.064	-.215	-.648
148	-.218	.060	.034	-.485	231	-.375	.064	-.094	-.647
149	-.151	.061	.115	-.496	232	-.361	.064	-.080	-.598
150	-.073	.073	.195	-.509	233	-.443	.100	-.152	-1.082
151	-.012	.123	.357	-.645	234	-.388	.068	-.158	-.746
152	-.059	.199	.409	-1.067	235	-.422	.091	-.124	-.940
153	-.141	.250	.481	-1.552	236	-.413	.078	-.083	-.803
154	-.193	.233	.469	-1.154	237	-.412	.069	-.203	-.884
155	-.334	.064	-.142	-.631	238	-.394	.066	-.215	-.731

WIND ENGINEERING STUDY OF DENVER SQUARE
DENVER, COLORADO. CONFIGURATION 3
WIND DIRECTION 75

PRESSURE TAP NUMBER	MEAN PRESSURE COEFFICIENT	RMS PRESSURE COEFFICIENT	MAXIMUM PRESSURE COEFFICIENT	MINIMUM PRESSURE COEFFICIENT	PRESSURE TAP NUMBER	MEAN PRESSURE COEFFICIENT	RMS PRESSURE COEFFICIENT	MAXIMUM PRESSURE COEFFICIENT	MINIMUM PRESSURE COEFFICIENT
239	-.430	.093	-.173	-1.033	334	-.572	.132	-.264	-1.668
240	-.408	.073	-.154	-.806	335	-.594	.141	-.176	-1.570
241	-.430	.080	-.104	-.725	336	-.616	.177	.042	-1.484
242	-.420	.072	-.202	-.713	337	-.628	.191	.209	-1.467
243	-.407	.069	-.229	-.649	338	-.560	.185	.161	-1.279
244	-.383	.070	-.202	-.628	339	-.502	.165	.107	-1.046
245	-.423	.101	-.136	-.946	340	-.485	.175	-.005	-1.375
246	-.419	.073	-.215	-.666	341	-.546	.113	-.199	-1.092
247	-.400	.089	-.148	-1.005	342	-.482	.168	-.033	-1.329
248	-.386	.079	-.167	-.732	343	-.531	.106	-.227	-1.591
249	-.418	.081	-.176	-.839	344	-.581	.130	-.224	-1.428
250	-.435	.075	-.247	-.860	345	-.531	.140	-.009	-1.021
251	-.429	.072	-.249	-.786	346	-.424	.125	.188	-1.139
252	-.409	.071	-.218	-.752	347	-.512	.108	-.197	-1.100
253	-.386	.089	.021	-.904	348	-.529	.112	-.237	-1.287
254	-.438	.087	-.113	-.967	349	-.586	.120	-.187	-1.726
255	-.437	.079	-.224	-.746	350	-.627	.135	-.256	-1.329
256	-.378	.086	0.000	-.809	351	-.595	.142	.006	-1.128
257	-.429	.078	-.220	-.737	352	-.503	.128	-.005	-1.065
258	-.432	.078	-.224	-.705	353	-.443	.115	-.023	-.963
301	-.415	.064	-.291	-.781	354	-.419	.127	.002	-1.308
302	-.529	.063	-.308	-.791	355	-.643	.142	-.235	-1.261
303	-.540	.067	-.330	-.833	356	-.396	.123	-.009	-1.306
304	-.552	.075	-.343	-.944	357	-.623	.160	-.226	-1.547
305	-.570	.093	-.315	-1.098	358	-.632	.159	-.230	-1.473
306	-.534	.113	-.061	-1.226	359	-.622	.129	-.264	-1.158
307	-.517	.143	-.006	-1.251	360	-.548	.099	-.230	-.969
308	-.546	.191	-.038	-1.667	361	-.456	.088	-.102	-1.125
309	-.524	.073	-.302	-.883	362	-.421	.092	-.080	-.957
310	-.549	.081	-.311	-1.046	363	-.391	.090	-.044	-.945
311	-.539	.094	-.063	-.922	364	-.376	.101	.006	-1.228
312	-.526	.153	-.068	-1.095	365	-.529	.156	.030	-1.143
313	-.528	.087	-.207	-1.100	366	-.413	.076	-.044	-.771
314	-.542	.093	-.261	-1.709	367	-.359	.055	-.151	-.619
315	-.558	.102	-.251	-1.124	368	-.312	.060	-.121	-.592
316	-.576	.121	-.026	-1.369	369	-.386	.163	.114	-1.136
317	-.571	.123	-.084	-1.271	370	-.391	.070	-.155	-.628
318	-.533	.118	.026	-1.174	371	-.338	.050	-.170	-.520
319	-.504	.118	-.024	-.960	372	-.293	.056	-.080	-.511
320	-.525	.163	-.100	-1.219	401	.377	.164	.809	-.303
321	-.536	.097	-.256	-.983	402	.334	.143	.687	-.200
322	-.530	.174	-.075	-1.289	403	.244	.132	.595	-.262
323	-.535	.109	-.214	-1.030	404	.132	.114	.493	-.350
324	-.544	.116	-.245	-1.057	405	.068	.100	.438	-.492
325	-.594	.150	.118	-1.422	406	-.182	.066	.112	-.533
326	-.609	.168	.265	-1.335	407	.553	.175	.986	-.086
327	-.577	.179	.199	-1.207	408	.493	.166	.921	-.307
328	-.519	.177	.132	-1.171	409	.431	.146	.836	-.139
329	-.491	.159	.175	-1.105	410	.234	.117	.686	-.275
330	-.507	.182	.078	-1.373	411	.398	.197	.929	-.217
331	-.535	.125	-.195	-1.246	412	.531	.173	.970	.023
332	-.486	.175	-.024	-1.456	413	.519	.159	1.040	.030
333	-.555	.128	-.234	-1.510	414	.409	.134	.842	-.034

WIND ENGINEERING STUDY OF DENVER SQUARE
DENVER, COLORADO. CONFIGURATION 3
WIND DIRECTION 75

PRFESSURE TAP NUMBER	MEAN PRESSURE COEFFICIENT	RMS PRESSURE COEFFICIENT	MAXIMUM PRESSURE COEFFICIENT	MINIMUM PRESSURE COEFFICIENT	PRESSURE TAP NUMBER	MEAN PRESSURE COEFFICIENT	RMS PRESSURE COEFFICIENT	MAXIMUM PRESSURE COEFFICIENT	MINIMUM PRESSURE COEFFICIENT
415	.264	.121	.683	-.173	451	.158	.097	.598	-.133
416	-.111	.093	.295	-.486	452	-.098	.106	.280	-.742
417	.346	.182	.922	-.242	453	.180	.065	.503	-.034
418	-.117	.098	.279	-.475	454	.258	.079	.592	.025
419	.282	.165	.873	-.191	455	.196	.100	.735	-.187
420	.442	.150	.878	.033	456	.235	.072	.553	.058
421	.453	.180	.921	-.361	457	.286	.095	.661	.072
422	.400	.140	.890	-.027	458	.226	.096	.612	-.003
423	.273	.132	.755	-.120	501	-.427	.080	-.132	-.897
424	-.106	.120	.460	-.473	502	-.704	.161	-.188	-1.231
425	.228	.154	.891	-.217	503	-.934	.194	-.356	-1.811
426	-.085	.124	.358	-.557	504	-.856	.154	-.435	-1.465
427	.197	.131	.795	-.190	505	-.699	.098	-.373	-1.165
428	.363	.126	.817	.065	506	-.561	.123	-.154	-.936
429	.393	.127	.876	.084	507	-.190	.092	.033	-.546
430	.350	.134	.840	.013	508	-.288	.114	-.006	-.748
431	.240	.128	.707	-.112					
432	-.084	.114	.499	-.493					
433	.157	.113	.761	-.274					
434	-.102	.115	.330	-.512					
435	.251	.096	.658	-.024					
436	.316	.118	.749	.058					
437	.319	.116	.716	.015					
438	.140	.118	.583	-.227					
439	.147	.102	.537	-.246					
440	.278	.091	.729	.050					
441	.290	.104	.723	.015					
442	.250	.120	.665	-.056					
443	.156	.120	.556	-.167					
444	-.117	.104	.246	-.425					
445	.115	.090	.564	-.181					
446	-.158	.107	.320	-.544					
447	.092	.076	.490	-.181					
448	.194	.063	.485	.021					
449	.229	.072	.553	.058					
450	.224	.091	.651	-.015					

WIND ENGINEERING STUDY OF DENVER SQUARE
DENVER, COLORADO. CONFIGURATION 3
WIND DIRECTION 90

PRESSURE TAP NUMBER	MEAN PRESSURE COEFFICIENT	RMS PRESSURE COEFFICIENT	MAXIMUM PRESSURE COEFFICIENT	MINIMUM PRESSURE COEFFICIENT	PRESSURE TAP NUMBER	MEAN PRESSURE COEFFICIENT	RMS PRESSURE COEFFICIENT	MAXIMUM PRESSURE COEFFICIENT	MINIMUM PRESSURE COEFFICIENT
101	-.295	.042	-.145	-.424	156	.083	.154	.502	-.490
102	-.085	.053	.102	-.285	157	-.401	.062	.227	-.690
103	-.025	.062	.182	-.273	158	-.208	.045	.007	-.463
104	.019	.070	.249	-.245	159	-.116	.040	.054	-.387
105	.060	.069	.278	-.139	160	-.050	.041	.091	-.362
106	.093	.077	.320	-.145	161	.023	.046	.177	-.200
107	.153	.094	.424	-.152	162	.050	.054	.206	-.212
108	.238	.171	.647	-.500	163	.053	.076	.252	-.374
109	.029	.063	.249	-.188	164	-.004	.113	.294	-.519
110	.191	.084	.481	-.099	165	-.182	.040	-.051	-.325
111	.257	.099	.587	-.040	166	-.016	.042	.143	-.206
112	.354	.188	.853	-.421	167	.082	.056	.275	-.224
113	-.257	.038	-.105	-.376	168	.057	.078	.285	-.350
114	-.033	.052	.172	-.190	169	-.169	.047	.032	-.344
115	.090	.067	.327	-.121	170	.048	.057	.331	-.137
116	.185	.080	.442	-.069	171	.153	.076	.450	-.124
117	.287	.089	.565	-.009	172	.084	.082	.365	-.252
118	.354	.101	.677	.009	201	-.486	.071	-.290	-1.033
119	.413	.125	.795	-.563	202	-.465	.058	-.306	-.828
120	.407	.209	.890	-.650	203	-.459	.053	-.302	-.730
121	-.278	.040	-.118	-.414	204	-.453	.052	-.238	-.613
122	.365	.210	.978	-.482	205	-.454	.054	-.273	-.658
123	-.291	.045	-.124	-.454	206	-.446	.053	-.262	-.661
124	-.078	.053	.127	-.229	207	-.464	.055	-.302	-.786
125	.058	.064	.306	-.136	208	-.441	.048	-.281	-.613
126	.164	.075	.439	-.076	209	-.434	.046	-.276	-.665
127	.277	.094	.581	-.015	210	-.424	.046	-.269	-.609
128	.338	.107	.669	.016	211	-.461	.062	-.180	-.930
129	.373	.134	.869	-.260	212	-.437	.048	-.253	-.739
130	.354	.205	.935	-.385	213	-.458	.043	-.312	-.638
131	-.334	.052	-.148	-.505	214	-.443	.042	-.306	-.584
132	.337	.204	.935	-.345	215	-.434	.041	-.299	-.568
133	-.403	.057	-.230	-.614	216	-.417	.042	-.278	-.560
134	-.162	.045	.003	-.299	217	-.465	.069	-.235	-.786
135	-.026	.055	.196	-.178	218	-.418	.049	-.266	-.615
136	.083	.071	.359	-.115	219	-.495	.085	-.216	-.928
137	.199	.090	.521	-.057	220	-.474	.064	-.284	-1.032
138	.260	.106	.666	-.168	221	-.485	.057	-.315	-.729
139	.301	.136	.780	-.405	222	-.469	.053	-.296	-.653
140	.275	.210	.821	-.452	223	-.459	.054	-.278	-.638
141	-.422	.060	-.232	-.627	224	-.440	.055	-.253	-.621
142	.263	.211	.917	-.690	225	-.546	.092	-.259	-.959
143	-.158	.061	.128	-.340	226	-.481	.060	-.241	-.683
144	.041	.070	.450	-.168	227	-.570	.095	-.222	-1.159
145	.203	.106	.618	-.287	228	-.541	.073	-.288	-.856
146	.219	.177	.708	-.658	229	-.538	.066	-.300	-.816
147	-.406	.070	-.129	-.716	230	-.523	.063	-.293	-.745
148	-.191	.059	.090	-.400	231	-.517	.063	-.248	-.718
149	-.082	.056	.187	-.243	232	-.500	.061	-.223	-.686
150	.022	.065	.285	-.153	233	-.548	.089	-.181	-1.174
151	.136	.077	.403	-.059	234	-.506	.070	-.284	-.734
152	.181	.088	.522	-.202	235	-.557	.092	-.242	-.969
153	.218	.116	.649	-.478	236	-.515	.076	-.292	-.873
154	.183	.175	.715	-.618	237	-.534	.072	-.304	-.853
155	-.406	.060	-.216	-.637	238	-.535	.070	-.313	-.765

WIND ENGINEERING STUDY OF DENVER SQUARE
DENVER, COLORADO. CONFIGURATION 3
WIND DIRECTION 90

PRESSURE TAP NUMBER	MFAN PRESSURE COEFFICIENT	RMS PRESSURE COEFFICIENT	MAXIMUM PRESSURE COEFFICIENT	MINIMUM PRESSURE COEFFICIENT	PRESSURE TAP NUMBER	MEAN PRESSURE COEFFICIENT	RMS PRESSURE COEFFICIENT	MAXIMUM PRESSURE COEFFICIENT	MINIMUM PRESSURE COEFFICIENT
239	-.584	.108	-.280	-1.153	334	-.447	.061	-.271	-.841
240	-.540	.083	-.280	-.859	335	-.460	.064	-.284	-1.007
241	-.545	.088	-.268	-.905	336	-.460	.073	-.196	-1.171
242	-.537	.078	-.271	-.813	337	-.497	.082	-.229	-1.148
243	-.535	.075	-.263	-.945	338	-.497	.075	-.197	-.957
244	-.511	.074	-.241	-.747	339	-.499	.072	-.257	-.801
245	-.535	.108	-.169	-1.013	340	-.502	.083	-.158	-1.133
246	-.548	.083	-.318	-.828	341	-.425	.067	-.169	-.912
247	-.458	.081	-.221	-.838	342	-.507	.085	-.152	-.837
248	-.471	.087	-.203	-.810	343	-.430	.066	-.233	-.734
249	-.538	.094	-.251	-1.002	344	-.448	.076	-.224	-.969
250	-.565	.086	-.339	-.914	345	-.448	.071	-.164	-.861
251	-.559	.080	-.316	-.841	346	-.461	.083	-.114	-1.001
252	-.536	.078	-.297	-.792	347	-.419	.072	-.167	-.721
253	-.395	.094	-.113	-.753	348	-.421	.071	-.220	-.730
254	-.522	.099	-.105	-1.028	349	-.459	.073	-.214	-.852
255	-.547	.088	-.284	-.950	350	-.487	.082	-.263	-.879
256	-.385	.096	.014	-.775	351	-.482	.084	-.241	-1.005
257	-.508	.100	-.095	-1.037	352	-.435	.074	-.102	-.769
258	-.537	.094	-.274	-.968	353	-.466	.076	-.047	-.756
301	-.483	.050	-.315	-.647	354	-.507	.082	-.077	-.798
302	-.487	.049	-.333	-.681	355	-.506	.089	-.209	-1.228
303	-.490	.049	-.349	-.675	356	-.477	.082	-.149	-.948
304	-.484	.052	-.333	-.699	357	-.488	.089	-.257	-1.032
305	-.502	.070	-.250	-.913	358	-.492	.089	-.272	-1.058
306	-.496	.074	-.232	-1.014	359	-.512	.086	-.281	-1.037
307	-.495	.085	-.213	-1.305	360	-.498	.073	-.263	-.823
308	-.495	.098	-.257	-1.021	361	-.439	.071	-.232	-.868
309	-.486	.051	-.324	-.708	362	-.423	.070	-.191	-.835
310	-.492	.053	-.344	-.730	363	-.424	.077	-.101	-.710
311	-.503	.064	-.302	-.786	364	-.424	.080	-.155	-.784
312	-.488	.085	-.198	-1.213	365	-.393	.094	-.077	-.802
313	-.469	.053	-.304	-.764	366	-.393	.054	-.227	-.676
314	-.475	.053	-.316	-.797	367	-.401	.053	-.230	-.679
315	-.481	.055	-.331	-.816	368	-.376	.066	-.114	-.707
316	-.480	.059	-.327	-.767	369	-.274	.088	.018	-.799
317	-.504	.065	-.072	-1.002	370	-.376	.050	-.215	-.582
318	-.503	.037	-.387	-.627	371	-.373	.046	-.223	-.570
319	-.494	.063	-.177	-.829	372	-.323	.055	-.117	-.510
320	-.490	.081	-.200	-.961	401	.421	.127	.742	-.134
321	-.470	.053	-.294	-.687	402	.267	.102	.556	-.069
322	-.499	.091	-.115	-.987	403	.171	.090	.420	-.131
323	-.459	.056	-.235	-.718	404	.067	.077	.366	-.230
324	-.456	.051	-.288	-.695	405	.005	.075	.249	-.246
325	-.456	.057	-.273	-.752	406	-.204	.056	.012	-.405
326	-.469	.060	-.296	-.856	407	.565	.137	.959	.018
327	-.479	.071	-.192	-.915	408	.392	.110	.738	.073
328	-.466	.070	-.239	-.905	409	.375	.096	.750	.079
329	-.481	.065	-.069	-1.029	410	.197	.076	.556	-.066
330	-.489	.078	-.205	-.958	411	.595	.134	.972	-.100
331	-.447	.062	-.205	-.983	412	.553	.114	.886	.013
332	-.488	.074	-.111	-.890	413	.462	.113	.881	.093
333	-.437	.061	-.229	-.822	414	.314	.097	.656	0.000

WIND ENGINEERING STUDY OF DENVER SQUARE
DENVER, COLORADO. CONFIGURATION 3
WIND DIRECTION 90

PRESSURE TAP NUMBER	MEAN PRESSURE COEFFICIENT	RMS PRESSURE COEFFICIENT	MAXIMUM PRESSURE COEFFICIENT	MINIMUM PRESSURE COEFFICIENT	PRESSURE TAP NUMBER	MEAN PRESSURE COEFFICIENT	RMS PRESSURE COEFFICIENT	MAXIMUM PRESSURE COEFFICIENT	MINIMUM PRESSURE COEFFICIENT
415	.169	.086	.450	-.105	451	.168	.084	.544	-.071
416	-.159	.059	.075	-.373	452	-.081	.071	.324	-.471
417	.577	.143	.929	-.055	453	.210	.068	.477	-.049
418	-.148	.062	.118	-.342	454	.276	.084	.566	.087
419	.552	.142	.954	-.013	455	.273	.093	.625	.032
420	.529	.123	.886	.148	456	.267	.081	.571	.066
421	.452	.110	.784	.125	457	.321	.092	.637	.044
422	.316	.092	.593	.013	458	.317	.097	.725	.031
423	.175	.081	.453	-.102	501	-.533	.080	-.284	-.908
424	-.167	.059	.075	-.387	502	-.731	.155	-.355	-1.580
425	.478	.142	.947	-.003	503	-.888	.194	-.060	-1.532
426	-.146	.070	.178	-.409	504	-.873	.138	-.355	-1.577
427	.428	.143	.995	-.178	505	-.657	.089	-.359	-1.036
428	.423	.122	.881	.079	506	-.377	.082	-.099	-.724
429	.383	.102	.723	.139	507	-.297	.105	-.009	-.667
430	.266	.084	.524	.055	508	-.546	.102	.004	-.856
431	.143	.072	.363	-.075					
432	-.150	.061	.067	-.454					
433	.365	.130	.786	-.371					
434	-.184	.061	.049	-.405					
435	.320	.114	.737	-.218					
436	.270	.086	.587	.038					
437	.253	.088	.587	.012					
438	.069	.071	.341	-.185					
439	.273	.129	.691	-.235					
440	.285	.104	.696	-.088					
441	.281	.097	.655	.032					
442	.188	.082	.550	-.007					
443	.081	.069	.412	-.082					
444	-.172	.055	.066	-.375					
445	.191	.105	.709	-.371					
446	-.157	.058	.072	-.358					
447	.143	.080	.524	-.152					
448	.205	.078	.537	-.053					
449	.245	.081	.584	.029					
450	.238	.087	.577	-.060					

WIND ENGINEERING STUDY OF DENVER SQUARE
DENVER, COLORADO. CONFIGURATION 3
WIND DIRECTION 105

PRESSURE TAP NUMBER	MEAN PRESSURE COEFFICIENT	RMS PRESSURE COEFFICIENT	MAXIMUM PRESSURE COEFFICIENT	MINIMUM PRESSURE COEFFICIENT	PRESSURE TAP NUMBER	MEAN PRESSURE COEFFICIENT	RMS PRESSURE COEFFICIENT	MAXIMUM PRESSURE COEFFICIENT	MINIMUM PRESSURE COEFFICIENT
101	-.171	.050	-.003	-.350	156	.067	.111	.512	-.774
102	.085	.077	.338	-.205	157	-.359	.056	-.175	-.606
103	.154	.086	.446	-.159	158	-.164	.042	.037	-.311
104	.195	.091	.492	-.146	159	-.086	.037	.065	-.220
105	.238	.097	.550	-.079	160	-.038	.038	.099	-.186
106	.286	.106	.588	-.102	161	.009	.043	.152	-.167
107	.364	.119	.690	-.084	162	.023	.048	.192	-.199
108	.468	.134	.795	-.137	163	.031	.055	.223	-.198
109	.184	.093	.488	-.186	164	-.017	.098	.218	-.639
110	.371	.120	.719	-.096	165	-.147	.042	.019	-.327
111	.475	.142	.868	.006	166	.004	.046	.173	-.121
112	.586	.156	.966	-.232	167	.067	.052	.314	-.156
113	-.141	.055	.099	-.352	168	.037	.071	.254	-.246
114	.146	.088	.425	-.147	169	-.140	.042	.037	-.326
115	.288	.109	.609	-.055	170	.040	.049	.276	-.100
116	.382	.123	.744	.015	171	.115	.056	.404	-.040
117	.467	.136	.955	-.364	172	.057	.062	.289	-.192
118	.515	.140	.971	.048	201	-.477	.094	-.220	-1.150
119	.562	.148	.998	-.138	202	-.446	.070	-.230	-.760
120	.551	.150	.933	-.294	203	-.421	.053	-.243	-.604
121	-.169	.056	.044	-.373	204	-.408	.048	-.239	-.644
122	.505	.161	.983	-.076	205	-.407	.052	-.218	-.714
123	-.191	.060	.066	-.444	206	-.398	.051	-.208	-.639
124	.061	.096	.435	-.347	207	-.470	.084	-.233	-.926
125	.184	.119	.546	-.098	208	-.409	.047	-.233	-.650
126	.274	.131	.682	-.006	209	-.396	.045	-.233	-.576
127	.358	.146	.826	.044	210	-.378	.046	-.203	-.530
128	.398	.152	.855	.029	211	-.482	.088	-.226	-.935
129	.425	.160	.881	-.112	212	-.437	.057	-.286	-.723
130	.407	.171	.849	-.437	213	-.423	.050	-.246	-.631
131	-.249	.067	.042	-.523	214	-.392	.042	-.211	-.598
132	.347	.171	.891	-.354	215	-.377	.042	-.212	-.540
133	-.360	.058	-.127	-.557	216	-.367	.043	-.212	-.528
134	-.103	.075	.261	-.380	217	-.512	.092	-.283	-1.071
135	.021	.084	.453	-.229	218	-.390	.045	-.214	-.628
136	.112	.096	.521	-.174	219	-.526	.084	-.294	-.982
137	.192	.105	.644	-.056	220	-.496	.066	-.294	-.786
138	.241	.111	.742	-.049	221	-.472	.059	-.298	-.705
139	.276	.121	.780	-.504	222	-.438	.050	-.283	-.632
140	.262	.156	.767	-.519	223	-.425	.050	-.273	-.622
141	-.382	.054	-.137	-.599	224	-.417	.051	-.243	-.614
142	.236	.144	.721	-.382	225	-.512	.077	-.306	-1.175
143	-.158	.059	.081	-.498	226	-.445	.053	-.292	-.635
144	.010	.063	.292	-.248	227	-.505	.085	-.304	-1.230
145	.151	.083	.563	-.146	228	-.496	.064	-.337	-.880
146	.197	.106	.680	-.342	229	-.500	.066	-.301	-.872
147	-.383	.055	-.156	-.575	230	-.487	.058	-.334	-.837
148	-.165	.050	.053	-.382	231	-.486	.058	-.325	-.806
149	-.073	.048	.192	-.242	232	-.475	.057	-.328	-.797
150	.006	.051	.314	-.167	233	-.577	.118	-.241	-1.197
151	.100	.060	.372	-.078	234	-.553	.063	-.370	-.829
152	.144	.068	.413	-.015	235	-.549	.101	-.243	-.996
153	.163	.075	.501	-.195	236	-.555	.085	-.113	-1.037
154	.145	.118	.557	-.516	237	-.560	.077	-.360	-.941
155	-.363	.056	-.170	-.580	238	-.558	.068	-.368	-.863

WIND ENGINEERING STUDY OF DENVER SQUARE
DENVER, COLORADO. CONFIGURATION 3
WIND DIRECTION 105

PRESSURE TAP NUMBER	MEAN PRESSURE COEFFICIENT	RMS PRESSURE COEFFICIENT	MAXIMUM PRESSURE COEFFICIENT	MINIMUM PRESSURE COEFFICIENT	PRESSURE TAP NUMBER	MEAN PRESSURE COEFFICIENT	RMS PRESSURE COEFFICIENT	MAXIMUM PRESSURE COEFFICIENT	MINIMUM PRESSURE COEFFICIENT
239	-.539	.104	-.263	-1.061	334	-.401	.067	-.211	-.951
240	-.542	.099	-.226	-1.061	335	-.407	.067	-.247	-.967
241	-.570	.098	-.249	-1.064	336	-.412	.065	-.258	-.870
242	-.564	.076	-.366	-.948	337	-.431	.051	-.261	-.638
243	-.552	.067	-.357	-.861	338	-.453	.052	-.192	-.647
244	-.545	.064	-.368	-.802	339	-.478	.057	-.292	-.727
245	-.471	.089	-.021	-.851	340	-.519	.064	-.321	-.760
246	-.560	.076	-.388	-.960	341	-.381	.066	-.173	-.799
247	-.377	.062	-.137	-.608	342	-.543	.078	-.296	-.873
248	-.368	.083	-.043	-.742	343	-.380	.062	-.180	-.812
249	-.446	.101	-.040	-.849	344	-.403	.061	-.192	-.728
250	-.614	.112	-.336	-1.185	345	-.443	.064	-.087	-.655
251	-.578	.088	-.356	-1.107	346	-.512	.073	-.275	-.767
252	-.561	.081	-.359	-.997	347	-.380	.064	-.162	-.673
253	-.217	.074	.111	-.487	348	-.396	.062	-.223	-.702
254	-.343	.136	.305	-.718	349	-.431	.073	-.224	-.791
255	-.564	.097	-.301	-1.017	350	-.440	.072	-.224	-.814
256	-.163	.095	.209	-.452	351	-.440	.062	-.072	-.702
257	-.290	.169	.510	-.979	352	-.479	.074	-.131	-.809
258	-.570	.108	-.286	-1.231	353	-.524	.072	-.199	-.799
301	-.377	.045	-.228	-.567	354	-.544	.077	-.194	-.852
302	-.381	.044	-.237	-.573	355	-.458	.077	-.224	-.780
303	-.379	.044	-.242	-.591	356	-.486	.071	-.209	-.757
304	-.376	.048	-.205	-.617	357	-.476	.093	-.208	-1.040
305	-.366	.049	-.217	-.644	358	-.476	.091	-.214	-.916
306	-.366	.056	-.196	-.875	359	-.479	.086	-.235	-.957
307	-.373	.064	-.199	-1.045	360	-.461	.076	-.215	-.880
308	-.408	.072	-.144	-1.045	361	-.432	.092	-.102	-1.000
309	-.369	.043	-.217	-.607	362	-.480	.095	0.000	-.904
310	-.372	.043	-.233	-.639	363	-.462	.079	-.151	-.876
311	-.367	.049	-.227	-.734	364	-.438	.079	-.189	-.878
312	-.368	.054	-.190	-.724	365	-.497	.112	-.090	-1.011
313	-.361	.037	-.234	-.503	366	-.374	.054	-.197	-.586
314	-.366	.037	-.233	-.512	367	-.366	.046	-.186	-.554
315	-.366	.036	-.234	-.510	368	-.397	.060	-.223	-.654
316	-.367	.037	-.251	-.516	369	-.441	.124	-.040	-1.011
317	-.371	.042	-.254	-.619	370	-.349	.051	-.189	-.565
318	-.370	.041	-.246	-.629	371	-.330	.039	-.186	-.493
319	-.367	.042	-.227	-.611	372	-.330	.080	-.041	-.664
320	-.384	.053	-.134	-.622	401	.046	.235	.575	-.715
321	-.362	.041	-.208	-.555	402	.125	.087	.389	-.441
322	-.397	.057	-.194	-.601	403	.080	.069	.312	-.258
323	-.357	.046	-.180	-.591	404	.019	.060	.217	-.176
324	-.360	.047	-.184	-.631	405	-.040	.056	.183	-.261
325	-.368	.050	-.156	-.671	406	-.205	.043	-.006	-.366
326	-.372	.048	-.190	-.628	407	.208	.202	.737	-.698
327	-.370	.043	-.230	-.637	408	.251	.086	.556	-.063
328	-.372	.043	-.234	-.635	409	.292	.086	.550	.007
329	-.387	.046	-.199	-.588	410	.146	.068	.347	-.133
330	-.432	.059	-.230	-.690	411	.234	.233	.830	-.568
331	-.350	.053	-.181	-.622	412	.351	.154	.738	-.564
332	-.448	.056	-.249	-.680	413	.333	.093	.639	-.022
333	-.392	.066	-.188	-.820	414	.235	.076	.494	.022

WIND ENGINEERING STUDY OF DENVER SQUARE
DENVER, COLORADO, CONFIGURATION 3
WIND DIRECTION 105

PRESSURE TAP NUMBER	MEAN PRESSURE COEFFICIENT	RMS PRESSURE COEFFICIENT	MAXIMUM PRESSURE COEFFICIENT	MINIMUM PRESSURE COEFFICIENT	PRESSURE TAP NUMBER	MEAN PRESSURE COEFFICIENT	RMS PRESSURE COEFFICIENT	MAXIMUM PRESSURE COEFFICIENT	MINIMUM PRESSURE COEFFICIENT
415	.118	.067	.333	-.083	451	.136	.074	.504	-.115
416	-.154	.048	.041	-.307	452	-.099	.075	.255	-.494
417	.267	.211	.782	-.505	453	.187	.056	.568	.006
418	-.145	.051	.144	-.364	454	.247	.063	.599	.041
419	.266	.196	.737	-.470	455	.222	.076	.549	-.100
420	.328	.134	.743	-.396	456	.226	.059	.622	.055
421	.320	.098	.724	-.051	457	.259	.076	.627	.086
422	.231	.080	.565	.004	458	.250	.092	.709	-.016
423	.117	.072	.411	-.079	501	-.585	.081	-.224	-1.072
424	-.167	.056	.083	-.475	502	-.620	.080	-.387	-1.022
425	.246	.196	.821	-.491	503	-.795	.152	-.006	-1.251
426	-.153	.061	.159	-.358	504	-.716	.115	-.173	-1.178
427	.227	.171	.706	-.376	505	-.530	.082	-.191	-.869
428	.269	.121	.684	-.433	506	-.281	.064	-.105	-.595
429	.268	.092	.617	-.028	507	-.408	.094	-.105	-.745
430	.194	.080	.524	-.010	508	-.574	.089	-.208	-.852
431	.090	.072	.419	-.109					
432	-.155	.064	.083	-.393					
433	.232	.145	.668	-.518					
434	-.193	.060	.066	-.423					
435	.222	.107	.625	-.503					
436	.206	.074	.619	-.150					
437	.194	.074	.501	-.004					
438	.036	.067	.317	-.189					
439	.200	.102	.577	-.261					
440	.213	.079	.566	-.146					
441	.213	.072	.560	.037					
442	.139	.065	.425	-.025					
443	.042	.060	.291	-.111					
444	-.185	.053	.050	-.352					
445	.156	.073	.491	-.190					
446	-.164	.051	.027	-.372					
447	.113	.057	.329	-.150					
448	.179	.055	.485	-.012					
449	.219	.064	.478	-.021					
450	.208	.073	.574	-.012					

WIND ENGINEERING STUDY OF DENVER SQUARE
DENVER, COLORADO. CONFIGURATION 3
WIND DIRECTION 120

PRESSURE TAP NUMBER	MFAN PRESSURE COEFFICIENT	RMS PRESSURE COEFFICIENT	MAXIMUM PRESSURE COEFFICIENT	MINIMUM PRESSURE COEFFICIENT	PRESSURE TAP NUMBER	MEAN PRESSURE COEFFICIENT	RMS PRESSURE COEFFICIENT	MAXIMUM PRESSURE COEFFICIENT	MINIMUM PRESSURE COEFFICIENT
101	-.025	.086	.322	-.383	156	.039	.052	.238	-.199
102	.261	.115	.659	-.137	157	-.293	.064	-.103	-.594
103	.318	.120	.712	-.089	158	-.114	.046	.071	-.316
104	.340	.117	.646	-.095	159	-.053	.042	.099	-.226
105	.347	.116	.683	-.004	160	-.018	.043	.148	-.187
106	.385	.117	.724	.009	161	.015	.046	.222	-.193
107	.428	.123	.764	-.050	162	.019	.045	.181	-.194
108	.374	.118	.789	-.106	163	.024	.043	.170	-.164
109	.316	.115	.661	-.037	164	.019	.064	.251	-.361
110	.501	.135	.908	.120	165	-.055	.045	.109	-.219
111	.589	.141	1.013	.135	166	.071	.050	.286	-.073
112	.578	.132	.921	.075	167	.135	.057	.334	-.045
113	-.035	.070	.242	-.313	168	.081	.065	.312	-.261
114	.273	.104	.627	-.027	169	-.025	.054	.200	-.223
115	.408	.123	.778	.044	170	.137	.066	.386	-.054
116	.488	.135	.936	.090	171	.197	.079	.653	-.032
117	.554	.137	.953	.164	172	.154	.075	.447	-.065
118	.589	.138	.959	.207	201	-.455	.190	-.016	-1.549
119	.586	.138	1.005	.197	202	-.412	.123	-.059	-1.017
120	.402	.125	.882	-.012	203	-.397	.115	-.045	-.985
121	-.062	.067	.204	-.375	204	-.395	.094	-.114	-.946
122	.392	.125	.770	-.074	205	-.371	.076	-.078	-.835
123	-.074	.065	.185	-.315	206	-.364	.069	-.115	-.686
124	.201	.092	.537	-.151	207	-.421	.129	-.098	-1.086
125	.328	.108	.730	.021	208	-.361	.083	-.118	-.793
126	.421	.116	.841	.067	209	-.352	.078	-.136	-1.148
127	.494	.127	.939	.099	210	-.339	.067	-.120	-.988
128	.513	.133	.949	.103	211	-.442	.136	-.102	-1.190
129	.481	.129	.937	.074	212	-.410	.098	-.091	-.973
130	.336	.120	.720	-.028	213	-.384	.082	-.120	-.832
131	-.126	.068	.129	-.371	214	-.349	.072	-.146	-.832
132	.280	.121	.696	-.090	215	-.334	.062	-.150	-.648
133	-.214	.062	.090	-.492	216	-.322	.059	-.127	-.623
134	.068	.083	.431	-.163	217	-.452	.137	-.089	-1.360
135	.189	.097	.520	-.060	218	-.341	.065	-.118	-.817
136	.272	.113	.652	.013	219	-.458	.135	-.134	-1.269
137	.364	.122	.758	.067	220	-.434	.098	-.154	-1.018
138	.377	.126	.797	.036	221	-.410	.086	-.117	-.901
139	.362	.124	.865	.025	222	-.384	.075	-.146	-1.214
140	.214	.111	.727	-.118	223	-.372	.066	-.182	-.923
141	-.258	.062	-.029	-.560	224	-.361	.062	-.187	-.783
142	.166	.106	.567	-.120	225	-.460	.144	-.147	-1.446
143	-.089	.072	.193	-.389	226	-.386	.064	-.212	-.720
144	.087	.091	.533	-.167	227	-.458	.147	-.104	-1.223
145	.200	.107	.730	-.073	228	-.431	.102	-.089	-.880
146	.159	.095	.611	-.087	229	-.435	.105	-.053	-1.158
147	-.296	.060	-.102	-.713	230	-.432	.089	-.177	-1.318
148	-.084	.051	.097	-.340	231	-.425	.085	-.212	-1.836
149	.023	.064	.345	-.196	232	-.413	.076	-.213	-1.154
150	.105	.087	.520	-.168	233	-.518	.147	-.100	-1.456
151	.170	.098	.666	-.083	234	-.501	.076	-.289	-.850
152	.175	.094	.643	-.062	235	-.465	.110	-.027	-.909
153	.152	.084	.727	-.045	236	-.503	.111	-.151	-1.134
154	.075	.072	.402	-.155	237	-.521	.107	-.079	-1.132
155	-.286	.065	-.071	-.556	238	-.517	.088	-.252	-1.090

WIND ENGINEERING STUDY OF DENVER SQUARE
DENVER, COLORADO, CONFIGURATION 3
WIND DIRECTION 120

PRESSURE TAP NUMBER	MEAN PRESSURE COEFFICIENT	RMS PRESSURE COEFFICIENT	MAXIMUM PRESSURE COEFFICIENT	MINIMUM PRESSURE COEFFICIENT	PRESSURE TAP NUMBER	MEAN PRESSURE COEFFICIENT	RMS PRESSURE COEFFICIENT	MAXIMUM PRESSURE COEFFICIENT	MINIMUM PRESSURE COEFFICIENT
239	-.432	.097	-.156	-.882	334	-.320	.051	-.138	-.844
240	-.448	.112	-.070	-.886	335	-.326	.048	-.118	-.658
241	-.497	.120	-.040	-1.149	336	-.328	.046	-.174	-.729
242	-.534	.114	-.088	-1.221	337	-.347	.047	-.171	-.553
243	-.522	.100	-.277	-1.303	338	-.371	.054	-.174	-.568
244	-.508	.088	-.270	-1.096	339	-.396	.062	-.189	-.634
245	-.361	.079	-.096	-.717	340	-.442	.085	-.201	-.775
246	-.535	.125	-.178	-1.222	341	-.311	.056	-.130	-.633
247	-.308	.059	-.084	-.522	342	-.449	.088	-.147	-.846
248	-.227	.057	.018	-.460	343	-.321	.058	-.141	-.598
249	-.228	.081	.112	-.532	344	-.337	.056	-.151	-.625
250	-.462	.155	.174	-1.135	345	-.389	.060	-.102	-.618
251	-.564	.149	-.067	-1.423	346	-.434	.075	-.201	-.775
252	-.535	.140	-.225	-1.467	347	-.330	.062	-.121	-.766
253	-.162	.057	.084	-.351	348	-.341	.060	-.168	-.615
254	-.110	.075	.261	-.406	349	-.358	.064	-.144	-.786
255	-.502	.127	-.105	-1.135	350	-.360	.063	-.166	-.649
256	-.114	.066	.139	-.325	351	-.363	.060	-.150	-.651
257	-.073	.090	.367	-.333	352	-.401	.077	-.154	-.772
258	-.484	.168	-.055	-1.251	353	-.443	.082	-.132	-.795
301	-.255	.047	-.068	-.437	354	-.436	.083	-.175	-.780
302	-.261	.047	-.074	-.428	355	-.387	.086	-.102	-1.018
303	-.260	.046	-.085	-.427	356	-.398	.085	-.091	-.816
304	-.249	.045	-.063	-.440	357	-.468	.135	-.129	-1.350
305	-.262	.054	-.117	-.838	358	-.428	.098	-.166	-.988
306	-.275	.058	-.111	-.511	359	-.407	.081	-.153	-.726
307	-.293	.066	-.100	-.581	360	-.360	.069	-.072	-.696
308	-.330	.088	-.105	-.757	361	-.345	.091	.072	-.897
309	-.255	.041	-.110	-.482	362	-.418	.100	-.085	-.796
310	-.260	.040	-.125	-.476	363	-.402	.078	-.154	-.745
311	-.262	.044	-.127	-.492	364	-.378	.084	-.072	-.744
312	-.278	.057	-.066	-.578	365	-.373	.086	-.090	-.858
313	-.249	.036	-.111	-.431	366	-.310	.054	-.132	-.511
314	-.255	.035	-.130	-.405	367	-.311	.051	-.129	-.543
315	-.259	.034	-.128	-.389	368	-.351	.063	-.175	-.645
316	-.255	.034	-.149	-.385	369	-.284	.069	-.012	-.631
317	-.265	.037	-.138	-.394	370	-.300	.048	-.130	-.463
318	-.271	.039	-.146	-.411	371	-.291	.044	-.132	-.436
319	-.282	.046	-.101	-.456	372	-.250	.079	.252	-.543
320	-.324	.066	-.107	-.574	401	-.437	.132	.098	-.921
321	-.261	.040	-.140	-.451	402	-.322	.213	.171	-.980
322	-.340	.067	-.120	-.627	403	-.089	.155	.214	-.800
323	-.266	.044	-.130	-.483	404	.019	.053	.235	-.423
324	-.265	.044	-.147	-.479	405	-.026	.045	.225	-.263
325	-.267	.041	-.127	-.479	406	-.155	.036	-.018	-.339
326	-.272	.039	-.128	-.444	407	-.259	.143	.365	-.749
327	-.277	.039	-.107	-.437	408	.079	.156	.446	-.510
328	-.283	.044	-.087	-.427	409	.185	.098	.510	-.229
329	-.297	.049	-.100	-.513	410	.111	.061	.387	-.136
330	-.354	.069	-.100	-.717	411	-.219	.152	.266	-.993
331	-.261	.046	-.127	-.538	412	-.195	.214	.383	-1.085
332	-.365	.072	-.150	-.754	413	-.003	.225	.424	-.803
333	-.313	.053	-.124	-.708	414	.164	.072	.392	-.352

WIND ENGINEERING STUDY OF DENVER SQUARE
DENVER, COLORADO. CONFIGURATION 3
WIND DIRECTION 120

PRESSURE TAP NUMBER	MEAN PRESSURE COEFFICIENT	RMS PRESSURE COEFFICIENT	MAXIMUM PRESSURE COEFFICIENT	MINIMUM PRESSURE COEFFICIENT	PRESSURE TAP NUMBER	MEAN PRESSURE COEFFICIENT	RMS PRESSURE COEFFICIENT	MAXIMUM PRESSURE COEFFICIENT	MINIMUM PRESSURE COEFFICIENT
415	.079	.051	.316	-.136	451	.012	.092	.292	-.396
416	-.131	.035	.027	-.281	452	-.175	.092	.112	-.588
417	-.209	.159	.281	-1.193	453	.094	.066	.298	-.361
418	-.129	.035	.031	-.346	454	.137	.059	.385	-.044
419	-.201	.167	.513	-1.066	455	.164	.078	.486	-.070
420	-.142	.214	.457	-1.048	456	.100	.074	.358	-.321
421	.019	.205	.393	-.831	457	.157	.062	.425	-.084
422	.142	.070	.362	-.358	458	.205	.096	.879	-.022
423	.064	.050	.226	-.188	501	-.521	.093	-.250	-1.018
424	-.149	.037	-.016	-.356	502	-.560	.082	-.288	-.912
425	-.200	.163	.361	-.786	503	-.743	.135	-.322	-1.335
426	-.151	.040	.003	-.346	504	-.412	.158	.021	-.936
427	-.173	.162	.380	-.822	505	-.356	.111	.053	-.789
428	-.101	.188	.375	-.888	506	-.307	.088	.026	-.650
429	.023	.155	.337	-1.188	507	-.364	.096	.074	-.741
430	.082	.067	.290	-.644	508	-.512	.100	-.193	-.871
431	.019	.049	.244	-.356					
432	-.160	.044	.010	-.373					
433	-.225	.166	.351	-.952					
434	-.212	.045	-.028	-.428					
435	-.145	.147	.305	-.814					
436	0.000	.106	.284	-.475					
437	.041	.091	.340	-.435					
438	-.045	.065	.170	-.419					
439	-.134	.159	.392	-1.001					
440	-.070	.151	.348	-.772					
441	-.004	.113	.438	-.747					
442	.012	.063	.267	-.395					
443	-.049	.051	.179	-.369					
444	-.207	.046	-.039	-.393					
445	-.040	.128	.286	-.911					
446	-.194	.058	-.017	-.511					
447	.027	.099	.334	-.655					
448	.056	.082	.283	-.550					
449	.072	.082	.332	-.299					
450	.072	.090	.389	-.361					

WIND ENGINEERING STUDY OF DENVER SQUARE
DENVER, COLORADO, CONFIGURATION 3
WIND DIRECTION 135

PRESSURE TAP NUMBER	MEAN PRESSURE COEFFICIENT	RMS PRESSURE COEFFICIENT	MAXIMUM PRESSURE COEFFICIENT	MINIMUM PRESSURE COEFFICIENT	PRESSURE TAP NUMBER	MEAN PRESSURE COEFFICIENT	RMS PRESSURE COEFFICIENT	MAXIMUM PRESSURE COEFFICIENT	MINIMUM PRESSURE COEFFICIENT
101	.044	.158	.535	-.808	156	-.037	.062	.210	-.348
102	.330	.182	.866	-.251	157	-.142	.088	.262	-.505
103	.364	.165	.838	-.206	158	.002	.058	.202	-.311
104	.360	.180	.883	-.296	159	.054	.048	.275	-.306
105	.358	.171	1.014	-.305	160	.071	.051	.316	-.208
106	.371	.164	.814	-.278	161	.069	.051	.266	-.070
107	.360	.162	.817	-.356	162	.042	.047	.255	-.100
108	.175	.140	.738	-.393	163	.019	.042	.230	-.148
109	.336	.180	.937	-.223	164	-.026	.049	.212	-.234
110	.497	.195	1.018	-.102	165	.038	.051	.242	-.207
111	.524	.194	1.093	-.176	166	.144	.060	.444	-.077
112	.420	.172	.904	-.167	167	.147	.059	.420	-.015
113	-.051	.138	.531	-.516	168	.074	.049	.298	-.076
114	.278	.171	.883	-.230	169	.068	.057	.287	-.132
115	.380	.182	.920	-.137	170	.192	.069	.441	.001
116	.423	.185	1.036	-.051	171	.193	.067	.461	.020
117	.448	.181	.937	-.053	172	.130	.054	.351	-.036
118	.448	.169	.898	-.056	201	-.315	.152	.088	-1.185
119	.389	.156	.854	-.113	202	-.335	.160	.204	-1.169
120	.109	.127	.659	-.499	203	-.418	.185	.114	-1.321
121	-.114	.136	.390	-.600	204	-.582	.182	-.039	-1.315
122	.096	.131	.558	-.335	205	-.621	.179	-.154	-1.573
123	-.122	.128	.417	-.546	206	-.695	.281	-.187	-2.355
124	.144	.126	.674	-.214	207	-.277	.152	.162	-1.194
125	.229	.125	.743	-.072	208	-.426	.180	.104	-1.093
126	.286	.126	.904	-.017	209	-.532	.182	.116	-1.387
127	.316	.131	.919	-.003	210	-.595	.174	-.175	-1.490
128	.308	.133	.811	-.089	211	-.332	.173	.120	-1.309
129	.259	.130	.714	-.071	212	-.336	.152	.097	-1.148
130	.070	.127	.514	-.371	213	-.413	.184	.175	-1.185
131	-.145	.130	.405	-.525	214	-.587	.200	-.030	-1.407
132	.050	.129	.588	-.399	215	-.591	.183	-.062	-1.676
133	-.168	.142	.409	-.633	216	-.565	.171	-.180	-1.511
134	.127	.099	.524	-.176	217	-.318	.176	.117	-1.364
135	.186	.087	.591	-.065	218	-.582	.209	-.143	-1.784
136	.206	.090	.627	-.036	219	-.284	.150	.067	-1.230
137	.223	.099	.614	-.038	220	-.291	.149	.168	-.946
138	.214	.104	.630	-.089	221	-.363	.198	.162	-1.224
139	.174	.102	.647	-.118	222	-.573	.228	.013	-1.548
140	-.025	.100	.403	-.485	223	-.615	.221	-.129	-2.095
141	-.113	.152	.437	-.679	224	-.595	.199	-.178	-1.950
142	-.045	.103	.322	-.457	225	-.255	.138	.113	-1.328
143	.015	.112	.437	-.378	226	-.614	.217	-.177	-1.799
144	.067	.052	.319	-.103	227	-.225	.089	.010	-1.099
145	.110	.073	.450	-.113	228	-.217	.103	.135	-.762
146	.051	.087	.419	-.217	229	-.254	.145	.135	-1.058
147	-.102	.179	.471	-.541	230	-.460	.228	.068	-1.399
148	-.003	.082	.311	-.281	231	-.593	.248	0.000	-1.997
149	.030	.055	.262	-.196	232	-.613	.208	-.175	-1.716
150	.055	.050	.285	-.116	233	-.254	.074	-.071	-.801
151	.085	.060	.394	-.070	234	-.572	.202	.017	-1.803
152	.086	.069	.432	-.090	235	-.205	.071	.060	-.619
153	.077	.069	.422	-.128	236	-.423	.112	.126	-.817
154	-.043	.082	.237	-.586	237	-.307	.139	.050	-.869
155	-.181	.138	.319	-.789	238	-.512	.175	-.056	-1.447

WIND ENGINEERING STUDY OF DENVER SQUARE
DENVER, COLORADO, CONFIGURATION 3
WIND DIRECTION 135

PRESSURE TAP NUMBER	MEAN PRESSURE COEFFICIENT	RMS PRESSURE COEFFICIENT	MAXIMUM PRESSURE COEFFICIENT	MINIMUM PRESSURE COEFFICIENT	PRESSURE TAP NUMBER	MEAN PRESSURE COEFFICIENT	RMS PRESSURE COEFFICIENT	MAXIMUM PRESSURE COEFFICIENT	MINIMUM PRESSURE COEFFICIENT
239	-.243	.048	-.108	-.470	334	-.223	.048	-.077	-.502
240	-.222	.056	-.035	-.651	335	-.224	.045	-.093	-.526
241	-.243	.081	.045	-.762	336	-.219	.041	-.087	-.455
242	-.351	.156	.104	-1.321	337	-.233	.041	-.084	-.398
243	-.440	.177	.032	-1.536	338	-.244	.047	-.119	-.497
244	-.499	.162	.024	-1.606	339	-.244	.053	-.083	-.461
245	-.237	.046	-.081	-.430	340	-.239	.063	-.047	-.579
246	-.479	.140	.027	-1.253	341	-.218	.047	-.045	-.511
247	-.224	.042	-.116	-.437	342	-.240	.056	-.078	-.619
248	-.197	.035	-.069	-.359	343	-.223	.043	-.108	-.469
249	-.197	.039	-.071	-.392	344	-.224	.040	-.095	-.446
250	-.256	.087	-.009	-.792	345	-.237	.040	-.092	-.433
251	-.350	.117	-.035	-.858	346	-.244	.047	-.102	-.550
252	-.430	.126	-.096	-1.235	347	-.229	.041	-.063	-.437
253	-.168	.034	-.047	-.296	348	-.231	.041	-.111	-.488
254	-.165	.043	-.009	-.401	349	-.243	.044	-.110	-.527
255	-.317	.080	-.011	-.807	350	-.240	.041	-.087	-.455
256	-.135	.039	.026	-.264	351	-.232	.039	-.081	-.413
257	-.131	.048	.077	-.343	352	-.235	.045	-.093	-.458
258	-.304	.092	.071	-.739	353	-.244	.050	-.107	-.458
301	-.232	.074	-.009	-.636	354	-.239	.050	-.105	-.482
302	-.232	.069	-.009	-.548	355	-.260	.060	-.089	-.687
303	-.234	.063	-.040	-.502	356	-.227	.050	-.096	-.506
304	-.239	.062	-.024	-.532	357	-.318	.103	-.113	-.881
305	-.252	.065	-.043	-.670	358	-.287	.074	-.110	-.667
306	-.259	.067	-.051	-.688	359	-.269	.057	-.125	-.548
307	-.265	.075	-.048	-.670	360	-.259	.048	-.104	-.482
308	-.277	.089	-.024	-.680	361	-.248	.041	-.111	-.427
309	-.235	.075	-.036	-1.135	362	-.244	.045	-.116	-.469
310	-.237	.058	-.080	-.562	363	-.236	.045	-.116	-.452
311	-.243	.050	-.092	-.492	364	-.224	.045	-.108	-.437
312	-.251	.069	-.071	-.778	365	-.311	.086	-.045	-.756
313	-.228	.072	-.013	-.905	366	-.219	.038	-.095	-.365
314	-.230	.063	-.036	-.720	367	-.215	.032	-.126	-.347
315	-.232	.055	-.048	-.521	368	-.227	.039	-.128	-.401
316	-.226	.048	-.055	-.450	369	-.275	.087	-.021	-.684
317	-.230	.044	-.080	-.444	370	-.213	.036	-.083	-.382
318	-.241	.046	-.095	-.480	371	-.208	.029	-.119	-.359
319	-.253	.060	-.080	-.649	372	-.237	.040	-.096	-.407
320	-.273	.092	-.055	-.747	401	-.480	.132	-.081	-1.191
321	-.219	.066	-.018	-.783	402	-.491	.162	-.027	-1.289
322	-.273	.098	.091	-.863	403	-.456	.208	.149	-1.250
323	-.212	.064	-.048	-.872	404	-.169	.188	.278	-1.099
324	-.211	.060	-.049	-.587	405	-.101	.133	.302	-.890
325	-.216	.060	-.058	-.566	406	-.153	.086	.158	-.839
326	-.217	.052	-.053	-.520	407	-.415	.139	.026	-1.203
327	-.218	.043	-.030	-.388	408	-.327	.191	.223	-.966
328	-.225	.050	-.042	-.414	409	-.201	.208	.355	-1.105
329	-.233	.063	.034	-.545	410	-.025	.144	.453	-.696
330	-.255	.095	.061	-.758	411	-.409	.160	.086	-1.289
331	-.205	.066	-.015	-.741	412	-.435	.193	.156	-1.284
332	-.233	.084	.062	-.704	413	-.379	.235	.232	-1.528
333	-.219	.049	-.074	-.496	414	-.106	.205	.328	-.868

WIND ENGINEERING STUDY OF DENVER SQUARE
DENVER, COLORADO, CONFIGURATION 3
WIND DIRECTION 135

PRESSURE TAP NUMBER	MEAN PRESSURE COEFFICIENT	RMS PRESSURE COEFFICIENT	MAXIMUM PRESSURE COEFFICIENT	MINIMUM PRESSURE COEFFICIENT	PRESSURE TAP NUMBER	MEAN PRESSURE COEFFICIENT	RMS PRESSURE COEFFICIENT	MAXIMUM PRESSURE COEFFICIENT	MINIMUM PRESSURE COEFFICIENT
415	-.057	.153	.365	-.848	451	-.042	.070	.253	-.356
416	-.140	.097	.353	-.665	452	-.148	.063	.080	-.435
417	-.400	.186	.062	-1.463	453	-.006	.062	.226	-.295
418	-.125	.088	.176	-.642	454	.042	.047	.228	-.185
419	-.377	.195	.140	-1.411	455	.080	.063	.415	-.132
420	-.358	.238	.161	-1.462	456	-.007	.066	.201	-.320
421	-.277	.243	.256	-1.287	457	.059	.047	.374	-.081
422	-.039	.157	.319	-.856	458	.110	.073	.493	-.127
423	-.029	.116	.361	-.680	501	-.578	.144	-.196	-1.378
424	-.133	.077	.212	-.729	502	-.564	.112	-.272	-1.391
425	-.356	.193	.120	-1.412	503	-.670	.164	-.293	-1.460
426	-.119	.066	.223	-.438	504	-.477	.167	-.014	-1.086
427	-.314	.170	.072	-1.169	505	-.251	.140	.174	-.958
428	-.259	.186	.146	-1.178	506	-.350	.121	.079	-.821
429	-.169	.189	.275	-1.369	507	-.322	.142	.212	-.982
430	-.022	.104	.341	-.711	508	-.514	.163	-.048	-1.386
431	-.031	.079	.340	-.663					
432	-.133	.062	.122	-.781					
433	-.404	.203	.019	-1.852					
434	-.167	.081	.131	-.631					
435	-.330	.175	.042	-1.452					
436	-.164	.146	.244	-1.010					
437	-.069	.111	.332	-.682					
438	-.076	.084	.256	-.496					
439	-.314	.189	.068	-1.381					
440	-.252	.181	.080	-1.337					
441	-.147	.142	.204	-.938					
442	-.064	.079	.371	-.828					
443	-.079	.060	.185	-.434					
444	-.163	.046	.049	-.420					
445	-.176	.140	.134	-1.049					
446	-.162	.054	.079	-.394					
447	-.076	.102	.175	-.893					
448	-.057	.083	.173	-.586					
449	-.038	.072	.228	-.400					
450	-.015	.064	.356	-.311					

WIND ENGINEERING STUDY OF DENVER SQUARE
DENVER, COLORADO. CONFIGURATION 3
WIND DIRECTION 150

PRESSURE TAP NUMBER	MEAN PRESSURE COEFFICIENT	RMS PRESSURE COEFFICIENT	MAXIMUM PRESSURE COEFFICIENT	MINIMUM PRESSURE COEFFICIENT	PRESSURE TAP NUMBER	MEAN PRESSURE COEFFICIENT	RMS PRESSURE COEFFICIENT	MAXIMUM PRESSURE COEFFICIENT	MINIMUM PRESSURE COEFFICIENT
101	.278	.174	.774	-.423	156	-.183	.093	.065	-.567
102	.419	.169	.878	-.134	157	.154	.124	.661	-.425
103	.374	.164	.845	-.176	158	.090	.072	.347	-.166
104	.322	.159	.788	-.187	159	.012	.046	.195	-.295
105	.263	.151	.732	-.174	160	-.013	.059	.295	-.614
106	.246	.147	.847	-.152	161	-.002	.067	.237	-.417
107	.193	.143	.689	-.209	162	-.012	.072	.244	-.435
108	-.055	.113	.350	-.413	163	-.039	.070	.186	-.414
109	.502	.184	1.034	-.112	164	-.158	.098	.115	-.674
110	.530	.168	1.015	-.031	165	.132	.098	.602	-.149
111	.427	.151	.885	-.028	166	.024	.046	.217	-.176
112	.245	.130	.692	-.150	167	.017	.056	.265	-.229
113	.255	.184	.805	-.305	168	-.020	.062	.227	-.336
114	.506	.171	.982	.035	169	.111	.101	.528	-.231
115	.518	.159	.957	.093	170	.032	.046	.228	-.119
116	.470	.147	.929	.086	171	.041	.061	.414	-.155
117	.385	.136	.904	.035	172	.043	.078	.485	-.194
118	.318	.127	.763	.004	201	-.203	.045	.060	-.359
119	.198	.115	.611	-.090	202	-.142	.045	.031	-.396
120	-.100	.086	.190	-.407	203	-.139	.055	.041	-.525
121	.242	.189	.789	-.392	204	-.230	.127	.064	-.902
122	-.098	.079	.243	-.356	205	-.409	.213	.083	-1.171
123	.265	.182	.774	-.267	206	-.701	.218	.095	-1.954
124	.450	.154	1.148	-.040	207	-.079	.057	.207	-.308
125	.431	.129	.873	.055	208	-.057	.090	.191	-.474
126	.400	.113	.776	.081	209	-.135	.136	.175	-.924
127	.316	.100	.661	.001	210	-.558	.183	.106	-1.266
128	.232	.091	.580	-.015	211	-.193	.048	.045	-.417
129	.118	.082	.518	-.148	212	-.134	.047	.028	-.448
130	-.113	.077	.227	-.387	213	-.109	.062	.096	-.502
131	.281	.178	.895	-.490	214	-.197	.182	.153	-1.111
132	-.128	.079	.184	-.447	215	-.403	.260	.183	-1.382
133	.278	.154	.891	-.310	216	-.567	.203	.179	-1.418
134	.338	.112	.815	.006	217	-.169	.049	.061	-.397
135	.279	.089	.630	-.013	218	-.565	.217	.143	-1.871
136	.206	.077	.531	-.046	219	-.173	.044	.031	-.327
137	.146	.076	.524	-.060	220	-.114	.041	.057	-.383
138	.088	.069	.407	-.123	221	-.083	.048	.103	-.365
139	.019	.063	.308	-.189	222	-.101	.121	.170	-.970
140	-.157	.072	.109	-.544	223	-.270	.250	.224	-1.556
141	.305	.139	.967	-.174	224	-.556	.223	.188	-1.735
142	-.183	.082	.135	-.521	225	-.155	.050	.161	-.336
143	.271	.118	.805	-.141	226	-.515	.215	.201	-1.735
144	.075	.062	.323	-.146	227	-.159	.044	.092	-.292
145	.024	.047	.218	-.132	228	-.106	.034	.096	-.207
146	-.036	.061	.238	-.280	229	-.087	.033	.060	-.212
147	.256	.135	.994	-.222	230	-.052	.050	.129	-.447
148	.113	.085	.556	-.178	231	-.083	.130	.249	-.882
149	.024	.057	.262	-.219	232	-.446	.205	.279	-1.347
150	.016	.054	.202	-.241	233	-.211	.046	.012	-.346
151	.024	.042	.189	-.128	234	-.352	.214	.511	-1.282
152	-.002	.040	.155	-.174	235	-.111	.035	.060	-.231
153	-.047	.048	.164	-.211	236	-.083	.037	.060	-.217
154	-.190	.086	.086	-.568	237	-.144	.038	.001	-.277
155	.187	.149	.631	-.275	238	-.126	.099	.234	-.538

WIND ENGINEERING STUDY OF DENVER SQUARE
DENVER, COLORADO, CONFIGURATION 3
WIND DIRECTION 150

PRESSURE TAP NUMBER	MEAN PRESSURE COEFFICIENT	RMS PRESSURE COEFFICIENT	MAXIMUM PRESSURE COEFFICIENT	MINIMUM PRESSURE COEFFICIENT	PRESSURE TAP NUMBER	MEAN PRESSURE COEFFICIENT	RMS PRESSURE COEFFICIENT	MAXIMUM PRESSURE COEFFICIENT	MINIMUM PRESSURE COEFFICIENT
239	-.220	.036	-.042	-.358	334	-.293	.100	-.015	-.772
240	-.165	.029	-.055	-.282	335	-.277	.079	-.067	-.618
241	-.160	.030	-.039	-.282	336	-.257	.061	-.064	-.529
242	-.115	.033	.015	-.237	337	-.237	.045	-.085	-.531
243	-.068	.039	.084	-.244	338	-.220	.041	-.064	-.420
244	-.170	.123	.237	-.628	339	-.208	.043	-.015	-.585
245	-.213	.032	-.030	-.351	340	-.194	.047	.075	-.483
246	-.236	.123	.214	-.796	341	-.303	.127	-.016	-1.149
247	-.202	.031	-.093	-.345	342	-.203	.048	.099	-.520
248	-.158	.032	-.048	-.292	343	-.255	.085	-.021	-.708
249	-.152	.037	.012	-.387	344	-.240	.058	-.037	-.586
250	-.130	.041	.046	-.358	345	-.221	.041	-.073	-.498
251	-.124	.055	.067	-.370	346	-.209	.043	.046	-.415
252	-.291	.108	.046	-.709	347	-.251	.085	-.051	-.867
253	-.141	.037	-.007	-.286	348	-.237	.070	-.033	-.795
254	-.126	.042	.033	-.288	349	-.252	.065	-.070	-.780
255	-.167	.106	.156	-.513	350	-.246	.052	-.045	-.630
256	-.130	.040	.033	-.277	351	-.229	.045	-.084	-.615
257	-.129	.047	.067	-.297	352	-.218	.043	-.075	-.628
258	-.164	.115	.259	-.550	353	-.220	.038	-.106	-.448
301	-.293	.102	.006	-.944	354	-.215	.038	-.067	-.457
302	-.288	.093	-.064	-.887	355	-.253	.068	-.069	-.718
303	-.287	.093	-.096	-.905	356	-.214	.037	-.096	-.379
304	-.264	.086	-.068	-.935	357	-.354	.149	-.099	-1.120
305	-.242	.057	-.067	-.764	358	-.276	.067	-.069	-.615
306	-.224	.042	-.092	-.458	359	-.253	.053	-.072	-.496
307	-.219	.044	-.083	-.396	360	-.229	.042	-.093	-.402
308	-.210	.044	-.061	-.413	361	-.226	.038	-.064	-.486
309	-.300	.100	-.019	-.896	362	-.225	.038	-.096	-.463
310	-.297	.100	-.086	-.921	363	-.220	.040	-.058	-.495
311	-.251	.055	-.038	-.628	364	-.209	.041	-.105	-.613
312	-.231	.050	-.035	-.511	365	-.297	.080	-.097	-.760
313	-.315	.116	.041	-1.062	366	-.204	.038	-.084	-.391
314	-.284	.087	.010	-.719	367	-.197	.029	-.049	-.300
315	-.275	.076	-.049	-.810	368	-.202	.034	-.051	-.351
316	-.258	.065	-.051	-.578	369	-.269	.080	-.004	-.616
317	-.251	.055	-.083	-.519	370	-.196	.037	-.066	-.339
318	-.243	.051	-.086	-.524	371	-.192	.031	-.025	-.298
319	-.231	.050	-.051	-.570	372	-.203	.039	-.039	-.408
320	-.217	.054	.038	-.592	401	-.522	.111	-.227	-1.143
321	-.309	.112	.019	-.921	402	-.525	.117	-.199	-1.210
322	-.196	.052	.081	-.447	403	-.588	.138	-.130	-1.344
323	-.308	.117	-.010	-.935	404	-.450	.156	.044	-1.146
324	-.268	.092	.003	-.650	405	-.357	.149	.148	-.972
325	-.254	.083	-.009	-.674	406	-.317	.133	-.015	-.991
326	-.244	.062	-.028	-.623	407	-.478	.102	-.183	-.966
327	-.222	.046	-.049	-.540	408	-.507	.111	-.075	-1.161
328	-.198	.044	-.038	-.371	409	-.447	.117	.015	-.960
329	-.184	.050	.055	-.415	410	-.250	.121	.187	-.695
330	-.182	.054	.089	-.506	411	-.400	.097	-.060	-1.062
331	-.308	.126	.067	-1.101	412	-.418	.097	-.100	-.974
332	-.168	.053	.118	-.400	413	-.466	.105	-.171	-1.242
333	-.329	.133	.058	-.958	414	-.437	.115	.040	-.887

WIND ENGINEERING STUDY OF DENVER SQUARE
DENVER, COLORADO. CONFIGURATION 3
WIND DIRECTION 150

PRESSURE TAP NUMBER	MEAN PRESSURE COEFFICIENT	RMS PRESSURE COEFFICIENT	MAXIMUM PRESSURE COEFFICIENT	MINIMUM PRESSURE COEFFICIENT	PRESSURE TAP NUMBER	MEAN PRESSURE COEFFICIENT	RMS PRESSURE COEFFICIENT	MAXIMUM PRESSURE COEFFICIENT	MINIMUM PRESSURE COEFFICIENT
415	-.347	.132	.145	-.822	451	-.045	.061	.221	-.354
416	-.282	.137	.354	-.779	452	-.144	.056	.077	-.410
417	-.396	.101	.084	-1.031	453	-.248	.154	.139	-1.071
418	-.279	.150	.395	-.808	454	.014	.081	.336	-.331
419	-.376	.109	-.027	-1.195	455	.084	.081	.483	-.123
420	-.398	.112	-.081	-1.002	456	-.217	.177	.310	-1.252
421	-.431	.119	-.062	-1.314	457	.045	.083	.404	-.293
422	-.425	.131	.058	-1.005	458	.106	.090	.653	-.087
423	-.355	.142	.252	-.885	501	-.867	.192	-.316	-1.756
424	-.281	.155	.285	-.938	502	-.638	.118	-.189	-1.075
425	-.366	.126	.090	-1.350	503	-.600	.147	-.212	-1.272
426	-.239	.168	.438	-.940	504	-.526	.147	.043	-1.005
427	-.328	.142	.112	-1.620	505	-.270	.102	.099	-.650
428	-.359	.144	.022	-1.536	506	-.265	.092	.103	-.658
429	-.404	.136	.025	-1.213	507	-.198	.115	.100	-.631
430	-.366	.133	.145	-.909	508	-.309	.126	-.029	-.807
431	-.266	.137	.263	-.867					
432	-.211	.151	.379	-.783					
433	-.357	.139	.072	-1.076					
434	-.209	.124	.376	-.704					
435	-.363	.153	.047	-1.324					
436	-.375	.142	.123	-1.212					
437	-.295	.138	.208	-1.030					
438	-.169	.121	.238	-.630					
439	-.359	.176	.044	-1.430					
440	-.386	.180	.090	-1.317					
441	-.406	.174	.219	-1.183					
442	-.232	.133	.205	-.819					
443	-.149	.109	.281	-.667					
444	-.164	.081	.219	-.555					
445	-.357	.208	.133	-1.427					
446	-.150	.067	.153	-.469					
447	-.359	.229	.138	-1.665					
448	-.350	.190	.129	-1.278					
449	-.189	.136	.179	-.927					
450	-.036	.073	.341	-.409					

WIND ENGINEERING STUDY OF DENVER SQUARE
DENVER, COLORADO. CONFIGURATION 3
WIND DIRECTION 165

PRESSURE TAP NUMBER	MEAN PRESSURE COEFFICIENT	RMS PRESSURE COEFFICIENT	MAXIMUM PRESSURE COEFFICIENT	MINIMUM PRESSURE COEFFICIENT	PRESSURE TAP NUMBER	MEAN PRESSURE COEFFICIENT	RMS PRESSURE COEFFICIENT	MAXIMUM PRESSURE COEFFICIENT	MINIMUM PRESSURE COEFFICIENT
101	.438	.182	.951	-.266	156	-.188	.089	.053	-.618
102	.440	.156	.954	-.184	157	.046	.123	.545	-.464
103	.377	.140	.758	-.209	158	-.013	.072	.223	-.365
104	.323	.124	.649	-.251	159	-.054	.059	.155	-.432
105	.258	.107	.579	-.404	160	-.063	.075	.178	-.596
106	.231	.097	.569	-.256	161	-.036	.099	.285	-.704
107	.163	.089	.497	-.307	162	-.027	.090	.229	-.528
108	-.051	.070	.244	-.385	163	-.041	.077	.224	-.480
109	.543	.180	1.023	-.138	164	-.146	.086	.104	-.686
110	.517	.154	.899	-.112	165	.017	.094	.362	-.369
111	.429	.128	.805	-.050	166	-.027	.058	.205	-.339
112	.257	.103	.598	-.266	167	.003	.084	.337	-.328
113	.325	.202	.882	-.264	168	-.019	.086	.311	-.433
114	.480	.188	.954	-.122	169	.011	.083	.392	-.294
115	.481	.176	.937	-.107	170	-.013	.050	.250	-.183
116	.444	.159	.862	-.065	171	.039	.089	.463	-.197
117	.377	.149	.815	-.106	172	.056	.105	.574	-.192
118	.326	.129	.735	-.165	201	-.108	.058	.165	-.342
119	.222	.109	.563	-.212	202	-.011	.064	.274	-.354
120	-0.000	.089	.309	-.334	203	.008	.073	.351	-.375
121	.241	.184	.854	-.369	204	.011	.087	.324	-.520
122	.022	.101	.372	-.354	205	-.029	.141	.443	-.939
123	.164	.158	.736	-.294	206	-.368	.326	.801	-2.033
124	.298	.175	.873	-.237	207	.041	.069	.322	-.252
125	.309	.164	.782	-.135	208	.096	.085	.401	-.334
126	.317	.153	.732	-.122	209	.033	.090	.427	-.652
127	.278	.138	.664	-.167	210	-.284	.282	.667	-1.655
128	.226	.123	.563	-.160	211	-.073	.063	.162	-.383
129	.154	.112	.476	-.257	212	-.022	.057	.219	-.226
130	.016	.108	.378	-.379	213	.008	.067	.325	-.378
131	.112	.144	.736	-.350	214	.007	.155	.376	-1.200
132	-.014	.113	.336	-.382	215	-.149	.298	.449	-1.308
133	.081	.134	.706	-.395	216	-.355	.275	.544	-1.576
134	.174	.141	.733	-.297	217	-.068	.058	.157	-.261
135	.164	.128	.623	-.219	218	-.346	.243	.523	-1.419
136	.131	.115	.649	-.199	219	-.092	.058	.111	-.322
137	.099	.098	.412	-.256	220	-.050	.052	.160	-.412
138	.069	.093	.388	-.283	221	-.038	.058	.169	-.376
139	.030	.090	.339	-.303	222	-.092	.150	.228	-.863
140	-.074	.112	.318	-.516	223	-.201	.217	.342	-1.086
141	.104	.132	.744	-.388	224	-.298	.204	.363	-1.019
142	-.118	.114	.226	-.687	225	-.100	.057	.096	-.363
143	.123	.130	.672	-.339	226	-.271	.210	.472	-1.068
144	.012	.075	.325	-.264	227	-.126	.055	.082	-.388
145	-.050	.056	.195	-.254	228	-.077	.041	.114	-.270
146	-.100	.074	.187	-.396	229	-.061	.043	.126	-.318
147	.116	.131	.642	-.293	230	-.068	.080	.205	-.828
148	.050	.084	.385	-.305	231	-.107	.148	.274	-.956
149	-.007	.062	.287	-.274	232	-.199	.185	.315	-1.097
150	-.031	.057	.202	-.284	233	-.181	.063	.032	-.432
151	-.045	.052	.136	-.308	234	-.240	.199	.515	-1.222
152	-.069	.049	.109	-.283	235	-.119	.040	.061	-.294
153	-.093	.056	.097	-.311	236	-.074	.040	.112	-.312
154	-.185	.103	.146	-.592	237	-.091	.041	.103	-.271
155	.092	.123	.606	-.366	238	-.099	.102	.294	-.568

WIND ENGINEERING STUDY OF DENVER SQUARE
DENVER, COLORADO. CONFIGURATION 3
WIND DIRECTION 165

PRESSURE TAP NUMBER	MEAN PRESSURE COEFFICIENT	RMS PRESSURE COEFFICIENT	MAXIMUM PRESSURE COEFFICIENT	MINIMUM PRESSURE COEFFICIENT	PRESSURE TAP NUMBER	MEAN PRESSURE COEFFICIENT	RMS PRESSURE COEFFICIENT	MAXIMUM PRESSURE COEFFICIENT	MINIMUM PRESSURE COEFFICIENT
239	-.207	.056	-.050	-.484	334	-.293	.096	.045	-.699
240	-.129	.035	-.017	-.258	335	-.273	.078	.033	-.746
241	-.114	.032	-.005	-.239	336	-.248	.064	.011	-.574
242	-.089	.036	.056	-.259	337	-.224	.057	-.065	-.659
243	-.072	.044	.132	-.264	338	-.200	.061	-.055	-.620
244	-.107	.110	.243	-.576	339	-.179	.065	.044	-.676
245	-.193	.048	-.030	-.379	340	-.153	.073	.102	-.711
246	-.104	.110	.300	-.571	341	-.335	.182	.073	-1.214
247	-.185	.044	-.061	-.387	342	-.193	.078	.052	-.699
248	-.121	.034	.005	-.273	343	-.254	.112	.068	-.870
249	-.117	.038	.026	-.329	344	-.226	.079	.009	-.565
250	-.101	.042	.099	-.300	345	-.245	.072	-.018	-.573
251	-.078	.056	.209	-.330	346	-.227	.081	.127	-.676
252	-.091	.114	.377	-.529	347	-.291	.141	.020	-1.184
253	-.112	.037	.091	-.268	348	-.249	.100	-.003	-.881
254	-.100	.042	.056	-.288	349	-.240	.087	.082	-.838
255	-.085	.102	.377	-.541	350	-.245	.076	-.024	-.838
256	-.095	.035	.035	-.212	351	-.257	.077	.009	-.741
257	-.090	.040	.045	-.309	352	-.242	.075	-.049	-.715
258	-.078	.092	.271	-.482	353	-.240	.075	-.073	-.567
301	-.375	.171	.192	-1.141	354	-.239	.082	-.018	-.759
302	-.353	.158	.186	-1.240	355	-.243	.104	.003	-.917
303	-.348	.150	.081	-1.631	356	-.221	.062	-.073	-.503
304	-.299	.124	-.009	-1.309	357	-.282	.140	.003	-1.357
305	-.222	.076	.033	-.740	358	-.217	.085	.003	-.976
306	-.181	.062	.021	-.464	359	-.208	.070	-.018	-.605
307	-.156	.058	.015	-.383	360	-.210	.073	-.033	-.550
308	-.129	.062	.156	-.398	361	-.227	.058	-.091	-.529
309	-.332	.141	.033	-1.002	362	-.226	.054	-.092	-.541
310	-.318	.093	-.075	-.722	363	-.235	.064	-.097	-.587
311	-.201	.058	.031	-.458	364	-.223	.066	-.070	-.694
312	-.130	.075	.135	-.476	365	-.191	.070	.011	-.597
313	-.392	.149	.010	-1.137	366	-.185	.048	-.047	-.412
314	-.290	.067	-.031	-.574	367	-.193	.044	-.080	-.414
315	-.279	.056	-.027	-.539	368	-.195	.053	-.042	-.484
316	-.251	.057	-.036	-.511	369	-.171	.057	-.006	-.444
317	-.208	.055	-.027	-.482	370	-.181	.042	-.049	-.320
318	-.155	.057	.051	-.454	371	-.179	.039	-.059	-.303
319	-.124	.067	.132	-.637	372	-.133	.050	.071	-.359
320	-.091	.078	.258	-.683	401	-.330	.100	-.038	-.852
321	-.375	.150	-.006	-1.185	402	-.319	.081	-.041	-.641
322	-.087	.075	.162	-.538	403	-.369	.082	-.084	-.720
323	-.368	.151	.040	-1.086	404	-.389	.102	-.062	-.810
324	-.263	.077	.088	-.598	405	-.349	.119	.071	-.839
325	-.250	.074	.019	-.517	406	-.313	.183	.476	-1.020
326	-.232	.065	-.034	-.449	407	-.249	.091	.063	-.689
327	-.185	.050	-.016	-.482	408	-.326	.073	-.101	-.635
328	-.138	.052	.043	-.517	409	-.361	.091	-.053	-.757
329	-.117	.063	.111	-.422	410	-.116	.158	.501	-.676
330	-.102	.069	.153	-.488	411	-.174	.111	.304	-.644
331	-.342	.158	.144	-1.014	412	-.209	.098	.128	-.726
332	-.114	.071	.145	-.455	413	-.298	.074	-.047	-.599
333	-.389	.178	.108	-1.203	414	-.312	.087	0.000	-.721

WIND ENGINEERING STUDY OF DENVER SQUARE
DENVER, COLORADO. CONFIGURATION 3
WIND DIRECTION 165

PRESSURE TAP NUMBER	MEAN PRESSURE COEFFICIENT	RMS PRESSURE COEFFICIENT	MAXIMUM PRESSURE COEFFICIENT	MINIMUM PRESSURE COEFFICIENT	PRESSURE TAP NUMBER	MEAN PRESSURE COEFFICIENT	RMS PRESSURE COEFFICIENT	MAXIMUM PRESSURE COEFFICIENT	MINIMUM PRESSURE COEFFICIENT
415	-.198	.129	.267	-.639	451	-.120	.088	.192	-.588
416	-.066	.196	.577	-.572	452	-.171	.078	.088	-.588
417	-.167	.129	.237	-.741	453	-.240	.159	.112	-1.123
418	-.015	.206	.683	-.616	454	-.076	.124	.278	-.902
419	-.151	.151	.307	-.882	455	.037	.100	.464	-.395
420	-.183	.139	.220	-.848	456	-.218	.183	.192	-1.344
421	-.248	.111	.119	-.708	457	-.012	.108	.437	-.469
422	-.298	.114	.096	-.682	458	.070	.104	.564	-.263
423	-.175	.152	.383	-.605	501	-.769	.176	.116	-1.293
424	-.036	.200	.695	-.622	502	-.537	.091	-.132	-.932
425	-.162	.145	.388	-.958	503	-.514	.111	-.084	-1.200
426	-.066	.189	.585	-.818	504	-.476	.112	.037	-.861
427	-.180	.168	.269	-.968	505	-.268	.094	.169	-.593
428	-.209	.167	.184	-.937	506	-.157	.068	.048	-.449
429	-.235	.129	.097	-.914	507	-.233	.103	.067	-.670
430	-.251	.113	.138	-.633	508	-.280	.159	.058	-1.065
431	-.154	.142	.288	-.589					
432	-.085	.180	.573	-.622					
433	-.211	.189	.241	-1.397					
434	-.136	.181	.682	-.604					
435	-.261	.198	.190	-1.544					
436	-.305	.164	.129	-1.184					
437	-.269	.137	.162	-.883					
438	-.139	.160	.533	-.609					
439	-.296	.205	.153	-1.595					
440	-.322	.202	.095	-1.734					
441	-.362	.192	.091	-1.410					
442	-.262	.130	.142	-.878					
443	-.179	.122	.328	-.659					
444	-.165	.124	.349	-.567					
445	-.328	.190	.155	-1.329					
446	-.181	.092	.261	-.578					
447	-.303	.194	.077	-1.527					
448	-.297	.176	.095	-1.703					
449	-.248	.165	.152	-1.356					
450	-.140	.117	.315	-.819					

WIND ENGINEERING STUDY OF DENVER SQUARE
DENVER, COLORADO. CONFIGURATION 3
WIND DIRECTION 180

PRESSURE TAP NUMBER	MEAN PRESSURE COEFFICIENT	RMS PRESSURE COEFFICIENT	MAXIMUM PRESSURE COEFFICIENT	MINIMUM PRESSURE COEFFICIENT	PRESSURE TAP NUMBER	MEAN PRESSURE COEFFICIENT	RMS PRESSURE COEFFICIENT	MAXIMUM PRESSURE COEFFICIENT	MINIMUM PRESSURE COEFFICIENT
101	.449	.148	.887	-.460	156	-.181	.052	.008	-.407
102	.322	.109	.688	-.090	157	-.121	.103	.286	-.603
103	.254	.099	.595	-.142	158	-.078	.068	.216	-.399
104	.202	.094	.525	-.143	159	-.083	.063	.136	-.376
105	.147	.091	.457	-.177	160	-.110	.057	.093	-.354
106	.128	.083	.399	-.152	161	-.119	.054	.071	-.377
107	.070	.075	.405	-.199	162	-.120	.048	.082	-.340
108	-.077	.051	.169	-.271	163	-.121	.043	.029	-.309
109	.556	.158	.980	-.233	164	-.150	.045	0.000	-.369
110	.341	.112	.721	-.067	165	-.011	.073	.468	-.322
111	.261	.101	.595	-.097	166	-.019	.059	.226	-.237
112	.112	.080	.397	-.163	167	-.053	.047	.133	-.240
113	.500	.186	1.023	-.534	168	-.083	.044	.054	-.306
114	.434	.145	.901	-.043	169	.206	.165	.799	-.189
115	.345	.126	.758	-.067	170	.049	.075	.340	-.213
116	.255	.111	.613	-.085	171	-.041	.056	.235	-.263
117	.167	.088	.464	-.163	172	-.071	.050	.124	-.277
118	.113	.076	.400	-.189	201	-.123	.051	.058	-.359
119	.021	.063	.289	-.183	202	.100	.073	.368	-.196
120	-.140	.044	.026	-.388	203	.159	.082	.422	-.166
121	.481	.181	.986	-.318	204	.243	.097	.516	-.212
122	-.126	.053	.064	-.426	205	.299	.119	.677	-.184
123	.441	.179	1.018	-.160	206	.421	.190	.907	-.613
124	.380	.148	.817	-.044	207	.138	.079	.465	-.152
125	.282	.120	.616	-.082	208	.291	.098	.638	-.088
126	.208	.091	.498	-.053	209	.247	.111	.629	-.152
127	.097	.069	.368	-.102	210	.463	.190	.936	-.496
128	.024	.058	.265	-.163	211	-.138	.166	.879	-.457
129	-.056	.050	.239	-.225	212	-.019	.074	.254	-.287
130	-.129	.045	.081	-.336	213	.082	.079	.483	-.200
131	.407	.188	.928	-.131	214	.244	.098	.565	-.070
132	-.143	.043	.055	-.321	215	.339	.123	.777	-.260
133	.501	.197	1.166	-.176	216	.440	.193	.982	-.529
134	.383	.146	.844	-.128	217	-.191	.061	.051	-.440
135	.231	.098	.529	-.283	218	.297	.228	1.035	-.999
136	.090	.066	.298	-.407	219	-.242	.063	.007	-.544
137	-.031	.049	.167	-.249	220	-.106	.062	.132	-.329
138	-.080	.042	.100	-.274	221	-.051	.067	.206	-.300
139	-.114	.037	.073	-.250	222	.051	.085	.462	-.233
140	-.176	.041	-.003	-.334	223	.119	.115	.670	-.463
141	.514	.198	1.195	-.215	224	.096	.263	.907	-.978
142	-.195	.047	.083	-.342	225	-.241	.062	.034	-.531
143	.458	.158	.958	-.065	226	.010	.279	.797	-1.047
144	.038	.062	.323	-.165	227	-.274	.063	.021	-.544
145	-.096	.070	.155	-.402	228	-.121	.052	.115	-.323
146	-.113	.052	.056	-.335	229	-.075	.058	.158	-.266
147	.456	.158	1.008	-.065	230	.009	.065	.239	-.203
148	.250	.106	.643	-.046	231	.084	.101	.480	-.568
149	.034	.068	.325	-.196	232	.013	.266	.779	-.997
150	-.133	.077	.144	-.464	233	-.385	.084	-.035	-.745
151	-.162	.078	.100	-.510	234	.182	.210	.773	-.842
152	-.151	.068	.119	-.464	235	-.119	.068	.180	-.324
153	-.154	.060	.060	-.366	236	.006	.066	.350	-.200
154	-.194	.048	-.028	-.369	237	-.033	.066	.246	-.251
155	.072	.125	.482	-.550	238	.257	.136	.667	-.321

WIND ENGINEERING STUDY OF DENVER SQUARE
DENVER, COLORADO. CONFIGURATION 3
WIND DIRECTION 180

PRESSURE TAP NUMBER	MEAN PRESSURE COEFFICIENT	RMS PRESSURE COEFFICIENT	MAXIMUM PRESSURE COEFFICIENT	MINIMUM PRESSURE COEFFICIENT	PRESSURE TAP NUMBER	MEAN PRESSURE COEFFICIENT	RMS PRESSURE COEFFICIENT	MAXIMUM PRESSURE COEFFICIENT	MINIMUM PRESSURE COEFFICIENT
239	-.424	.093	-.151	-.864	334	-.409	.079	-.135	-.739
240	-.163	.068	.057	-.464	335	-.436	.073	-.206	-.772
241	-.109	.066	.148	-.397	336	-.447	.078	-.238	-.802
242	.009	.063	.258	-.229	337	-.461	.080	-.223	-.776
243	.123	.084	.441	-.164	338	-.440	.082	-.195	-.807
244	.266	.138	.705	-.286	339	-.424	.079	-.197	-.902
245	-.405	.098	-.117	-.773	340	-.402	.079	-.112	-.839
246	.089	.160	.762	-.570	341	-.412	.137	-.034	-.994
247	-.372	.103	-.077	-.775	342	-.450	.093	-.195	-1.076
248	-.151	.054	.045	-.378	343	-.353	.102	-.029	-.864
249	-.127	.050	.088	-.304	344	-.439	.089	-.091	-.747
250	-.096	.077	.188	-.354	345	-.519	.112	-.247	-.973
251	-.065	.100	.443	-.390	346	-.492	.103	-.226	-1.024
252	-.025	.121	.563	-.369	347	-.320	.118	-.061	-.948
253	-.138	.050	.020	-.327	348	-.320	.093	.014	-.687
254	-.105	.055	.146	-.303	349	-.396	.105	-.023	-.838
255	-.110	.082	.407	-.412	350	-.473	.109	-.126	-.915
256	-.068	.053	.180	-.284	351	-.544	.114	-.220	-.962
257	-.052	.061	.212	-.249	352	-.534	.120	-.214	-1.057
258	-.097	.102	.400	-.579	353	-.536	.114	-.258	-1.280
301	-.371	.103	-.099	-.904	354	-.526	.110	-.249	-1.120
302	-.345	.085	-.091	-.674	355	-.283	.101	.060	-.961
303	-.327	.073	-.060	-.743	356	-.611	.149	-.240	-1.413
304	-.301	.066	-.085	-.598	357	-.235	.083	.020	-.745
305	-.265	.057	-.078	-.468	358	-.270	.097	.026	-.655
306	-.255	.055	-.087	-.434	359	-.345	.121	-.022	-.842
307	-.250	.054	-.069	-.434	360	-.368	.119	.048	-.890
308	-.229	.054	-.054	-.422	361	-.400	.112	-.058	-1.124
309	-.390	.095	-.112	-.770	362	-.470	.119	-.160	-1.062
310	-.330	.060	-.147	-.535	363	-.651	.186	-.152	-1.580
311	-.280	.054	-.124	-.528	364	-.698	.254	-.198	-2.080
312	-.249	.054	-.096	-.435	365	-.269	.062	-.098	-.521
313	-.444	.115	-.118	-1.026	366	-.313	.067	-.129	-.544
314	-.370	.068	-.187	-.686	367	-.322	.066	-.151	-.603
315	-.359	.061	-.188	-.546	368	-.302	.102	-.015	-.787
316	-.328	.060	-.129	-.513	369	-.260	.066	-.091	-.535
317	-.288	.052	-.141	-.504	370	-.290	.062	-.140	-.541
318	-.272	.052	-.103	-.466	371	-.295	.061	-.123	-.553
319	-.267	.051	-.073	-.440	372	-.126	.106	.281	-.664
320	-.245	.052	.012	-.419	401	-.218	.049	-.059	-.513
321	-.428	.117	-.088	-1.018	402	-.207	.050	-.055	-.472
322	-.259	.060	-.052	-.487	403	-.232	.056	-.065	-.528
323	-.428	.129	-.088	-1.047	404	-.257	.064	-.096	-.543
324	-.351	.071	-.154	-.740	405	-.276	.070	-.018	-.575
325	-.351	.057	-.169	-.595	406	-.278	.082	-.005	-.598
326	-.354	.058	-.175	-.601	407	-.230	.046	-.084	-.406
327	-.333	.061	-.142	-.686	408	-.256	.049	-.088	-.472
328	-.293	.060	-.094	-.577	409	-.282	.060	-.110	-.583
329	-.283	.070	-.064	-.930	410	-.264	.079	.128	-.635
330	-.278	.070	-.066	-1.073	411	-.228	.049	-.026	-.476
331	-.414	.130	-.054	-1.079	412	-.242	.050	-.067	-.519
332	-.287	.071	-.082	-.915	413	-.257	.048	-.078	-.539
333	-.436	.129	-.041	-1.021	414	-.247	.051	-.097	-.478

WIND ENGINEERING STUDY OF DENVER SQUARE
DENVER, COLORADO. CONFIGURATION 3
WIND DIRECTION 180

PRESSURE TAP NUMBER	MEAN PRESSURE COEFFICIENT	RMS PRESSURE COEFFICIENT	MAXIMUM PRESSURE COEFFICIENT	MINIMUM PRESSURE COEFFICIENT	PRESSURE TAP NUMBER	MEAN PRESSURE COEFFICIENT	RMS PRESSURE COEFFICIENT	MAXIMUM PRESSURE COEFFICIENT	MINIMUM PRESSURE COEFFICIENT
415	-.239	.059	0.000	-.469	451	-.253	.059	-.060	-.643
416	-.247	.076	.097	-.504	452	-.276	.080	-.031	-.883
417	-.224	.049	-.008	-.441	453	-.162	.065	.090	-.485
418	-.228	.076	.180	-.522	454	-.177	.054	.053	-.376
419	-.193	.051	.008	-.632	455	-.257	.059	-.094	-.541
420	-.205	.051	-.026	-.703	456	-.168	.065	.093	-.574
421	-.228	.046	-.053	-.429	457	-.163	.058	.087	-.380
422	-.212	.046	-.046	-.385	458	-.253	.059	-.087	-.535
423	-.217	.058	.024	-.454	501	-.159	.128	.105	-1.177
424	-.257	.079	.104	-.540	502	-.634	.180	-.046	-1.231
425	-.199	.048	-.005	-.481	503	-.306	.090	-.082	-.749
426	-.256	.073	.088	-.546	504	-.230	.098	.053	-.639
427	-.183	.054	.035	-1.341	505	.002	.076	.202	-.299
428	-.193	.049	-.047	-.857	506	-.234	.068	.036	-.463
429	-.210	.041	-.067	-.362	507	-.371	.082	-.070	-.680
430	-.216	.044	-.049	-.384	508	-.670	.181	.012	-1.278
431	-.214	.047	.008	-.451					
432	-.260	.058	-.006	-.539					
433	-.217	.050	-.046	-.512					
434	-.311	.078	-.034	-.761					
435	-.218	.048	-.037	-.481					
436	-.237	.044	-.043	-.380					
437	-.253	.051	-.029	-.475					
438	-.283	.064	.071	-.608					
439	-.214	.050	-.012	-.444					
440	-.221	.048	-.059	-.442					
441	-.231	.045	-.082	-.414					
442	-.267	.051	-.088	-.471					
443	-.269	.054	-.074	-.502					
444	-.298	.070	-.053	-.598					
445	-.208	.060	-.042	-.733					
446	-.295	.068	-.082	-.620					
447	-.177	.062	.031	-.603					
448	-.188	.056	-.020	-.547					
449	-.201	.052	.005	-.417					
450	-.259	.060	-.082	-.592					

WIND ENGINEERING STUDY OF DENVER SQUARE
DENVER, COLORADO. CONFIGURATION 3
WIND DIRECTION 195

PRESSURE TAP NUMBER	MEAN PRESSURE COEFFICIENT	RMS PRESSURE COEFFICIENT	MAXIMUM PRESSURE COEFFICIENT	MINIMUM PRESSURE COEFFICIENT	PRESSURE TAP NUMBER	MEAN PRESSURE COEFFICIENT	RMS PRESSURE COEFFICIENT	MAXIMUM PRESSURE COEFFICIENT	MINIMUM PRESSURE COEFFICIENT
101	-.080	.231	.516	-1.188	156	-.186	.031	-.077	-.319
102	.083	.085	.391	-.472	157	-.128	.068	.232	-.478
103	.068	.071	.308	-.265	158	-.110	.047	.153	-.375
104	.054	.065	.247	-.280	159	-.128	.045	.038	-.306
105	.027	.060	.190	-.314	160	-.148	.045	-.012	-.379
106	.035	.054	.186	-.260	161	-.150	.042	0.000	-.353
107	.006	.048	.150	-.277	162	-.150	.035	-.039	-.331
108	-.082	.036	.045	-.271	163	-.151	.030	-.042	-.320
109	.030	.214	.715	-.870	164	-.163	.027	-.071	-.264
110	.117	.083	.415	-.214	165	-.042	.069	.372	-.223
111	.134	.075	.318	-.239	166	-.085	.043	.120	-.244
112	.041	.055	.235	-.213	167	-.112	.036	.023	-.278
113	-.031	.274	.651	-1.145	168	-.122	.031	-.009	-.237
114	.109	.161	.579	-.803	169	.171	.134	.710	-.188
115	.110	.121	.482	-.663	170	.002	.068	.350	-.188
116	.087	.103	.385	-.295	171	-.106	.039	.055	-.247
117	.046	.088	.329	-.247	172	-.117	.033	.008	-.240
118	.030	.072	.251	-.232	201	-.003	.096	.406	-.375
119	-.026	.056	.155	-.228	202	.242	.141	.675	-.319
120	-.119	.036	.016	-.254	203	.292	.152	.740	-.282
121	-.045	.224	.729	-1.013	204	.371	.172	.799	-.273
122	-.111	.039	.033	-.245	205	.405	.190	.900	-.309
123	-.064	.171	.485	-.707	206	.482	.216	1.005	-.626
124	-.015	.145	.528	-.875	207	.221	.148	.687	-.272
125	-.010	.119	.535	-.460	208	.368	.180	.953	-.267
126	.009	.102	.418	-.318	209	.383	.196	.913	-.214
127	-.020	.086	.302	-.296	210	.465	.231	1.047	-.455
128	-.049	.074	.274	-.339	211	-.124	.096	.347	-.526
129	-.094	.057	.107	-.278	212	.081	.129	.657	-.260
130	-.130	.040	.051	-.259	213	.153	.139	.758	-.201
131	-.080	.160	.495	-.623	214	.174	.150	.802	-.263
132	-.151	.041	.010	-.397	215	.161	.160	.740	-.294
133	-.090	.173	.678	-.875	216	.156	.192	.852	-.755
134	-.056	.131	.507	-.863	217	-.139	.103	.332	-.488
135	-.062	.094	.347	-.548	218	.020	.158	.752	-.784
136	-.089	.069	.262	-.335	219	-.184	.114	.360	-.564
137	-.129	.056	.105	-.599	220	.001	.100	.448	-.307
138	-.148	.047	.024	-.366	221	.044	.094	.675	-.223
139	-.163	.039	-.021	-.326	222	.049	.089	.473	-.266
140	-.191	.036	-.008	-.381	223	.026	.091	.400	-.334
141	-.021	.180	.630	-.739	224	-.006	.114	.427	-.691
142	-.206	.037	-.088	-.387	225	-.149	.128	.352	-.615
143	.078	.146	.751	-.264	226	0.000	.115	.490	-.714
144	-.090	.066	.214	-.291	227	-.186	.087	.346	-.508
145	-.157	.053	.056	-.366	228	-.046	.068	.360	-.294
146	-.163	.040	-.009	-.320	229	-.010	.067	.285	-.263
147	.117	.165	.824	-.491	230	.008	.067	.329	-.202
148	.045	.121	.675	-.334	231	.029	.073	.350	-.337
149	-.084	.071	.259	-.329	232	.005	.128	.344	-.802
150	-.197	.068	.052	-.540	233	-.259	.080	.019	-.604
151	-.211	.062	-.029	-.554	234	.014	.106	.543	-.631
152	-.193	.051	-.033	-.557	235	-.125	.069	.112	-.465
153	-.185	.039	-.011	-.372	236	-.034	.063	.228	-.362
154	-.200	.034	-.091	-.382	237	-.022	.064	.208	-.278
155	-.049	.097	.355	-.402	238	.033	.087	.369	-.320

WIND ENGINEERING STUDY OF DENVER SQUARE
DENVER, COLORADO. CONFIGURATION 3
WIND DIRECTION 195

PRESSURE TAP NUMBER	MEAN PRESSURE COEFFICIENT	RMS PRESSURE COEFFICIENT	MAXIMUM PRESSURE COEFFICIENT	MINIMUM PRESSURE COEFFICIENT	PRESSURE TAP NUMBER	MEAN PRESSURE COEFFICIENT	RMS PRESSURE COEFFICIENT	MAXIMUM PRESSURE COEFFICIENT	MINIMUM PRESSURE COEFFICIENT
239	-.212	.061	-.005	-.515	334	-.228	.090	.116	-.740
240	-.103	.046	.069	-.329	335	-.246	.110	.148	-.790
241	-.066	.046	.131	-.297	336	-.315	.124	.117	-.889
242	-.032	.050	.187	-.214	337	-.420	.143	.116	-1.017
243	.015	.055	.228	-.261	338	-.487	.158	.077	-1.345
244	.035	.098	.390	-.545	339	-.483	.156	-.092	-1.245
245	-.185	.057	.005	-.468	340	-.484	.145	-.116	-1.209
246	-.017	.078	.270	-.576	341	-.202	.057	.011	-.450
247	-.161	.057	.056	-.408	342	-.480	.172	-.112	-1.483
248	-.074	.039	.070	-.225	343	-.139	.064	.126	-.359
249	-.058	.037	.075	-.220	344	-.167	.083	.108	-.570
250	-.055	.040	.125	-.240	345	-.274	.100	.067	-.767
251	-.028	.045	.189	-.289	346	-.357	.114	-.016	-1.159
252	-.028	.060	.215	-.267	347	-.169	.037	-.003	-.333
253	-.065	.038	.120	-.201	348	-.141	.042	.034	-.334
254	-.051	.037	.084	-.186	349	-.153	.054	.150	-.428
255	-.028	.052	.145	-.358	350	-.189	.066	.033	-.532
256	-.037	.036	.197	-.166	351	-.236	.083	.112	-.682
257	-.025	.038	.150	-.192	352	-.302	.098	.045	-.829
258	-.043	.083	.181	-.495	353	-.325	.108	-.045	-1.266
301	-.259	.124	.028	-1.216	354	-.332	.110	-.092	-1.215
302	-.261	.100	.004	-.901	355	-.169	.031	-.062	-.303
303	-.296	.099	-.028	-.957	356	-.289	.092	-.056	-.865
304	-.307	.103	.018	-1.058	357	-.174	.030	-.058	-.314
305	-.301	.091	.003	-.836	358	-.162	.036	-.011	-.395
306	-.295	.082	-.056	-.875	359	-.145	.043	-.014	-.361
307	-.293	.078	-.100	-1.548	360	-.159	.055	.019	-.439
308	-.259	.065	-.083	-.903	361	-.179	.064	.044	-.479
309	-.237	.087	.072	-.644	362	-.218	.075	-.025	-.567
310	-.297	.072	-.049	-.653	363	-.282	.105	-.011	-.923
311	-.307	.064	-.046	-.656	364	-.328	.124	-.020	-1.207
312	-.261	.060	-.090	-.756	365	-.183	.030	-.094	-.315
313	-.234	.090	.137	-.702	366	-.171	.039	-.014	-.365
314	-.255	.064	.052	-.527	367	-.157	.049	-.023	-.384
315	-.299	.064	-.018	-.538	368	-.163	.074	.119	-.458
316	-.313	.073	-.022	-.666	369	-.174	.025	-.092	-.290
317	-.345	.090	-.068	-.833	370	-.163	.034	-.025	-.323
318	-.339	.093	-.021	-.914	371	-.147	.043	-.009	-.289
319	-.329	.088	.006	-.891	372	-.064	.063	.198	-.331
320	-.296	.085	-.031	-1.013	401	-.160	.043	-.007	-.326
321	-.226	.085	.189	-.640	402	-.147	.041	.001	-.296
322	-.362	.119	-.040	-.990	403	-.162	.039	-.028	-.320
323	-.218	.065	.046	-.523	404	-.175	.049	-.007	-.390
324	-.212	.072	.038	-.570	405	-.192	.070	.019	-.711
325	-.259	.087	-.010	-.690	406	-.203	.097	.164	-.814
326	-.317	.103	-.010	-.817	407	-.158	.039	-.018	-.296
327	-.394	.132	.025	-1.028	408	-.179	.037	-.057	-.332
328	-.407	.150	.046	-1.065	409	-.199	.039	-.040	-.409
329	-.416	.155	-.010	-1.409	410	-.205	.065	.055	-.480
330	-.423	.146	-.055	-1.399	411	-.165	.039	.042	-.303
331	-.206	.062	.015	-.662	412	-.176	.036	-.016	-.323
332	-.431	.164	-.064	-1.324	413	-.191	.033	-.089	-.315
333	-.222	.064	.003	-.732	414	-.191	.040	-.070	-.399

WIND ENGINEERING STUDY OF DENVER SQUARE
DENVER, COLORADO. CONFIGURATION 3
WIND DIRECTION 195

PRESSURE TAP NUMBER	MEAN PRESSURE COEFFICIENT	RMS PRESSURE COEFFICIENT	MAXIMUM PRESSURE COEFFICIENT	MINIMUM PRESSURE COEFFICIENT	PRESSURE TAP NUMBER	MEAN PRESSURE COEFFICIENT	RMS PRESSURE COEFFICIENT	MAXIMUM PRESSURE COEFFICIENT	MINIMUM PRESSURE COEFFICIENT
415	-.206	.049	-.049	-.549	451	-.212	.032	-.097	-.387
416	-.226	.064	.085	-.598	452	-.207	.035	-.106	-.391
417	-.182	.039	.018	-.351	453	-.167	.032	-.049	-.378
418	-.214	.064	.101	-.503	454	-.180	.028	-.061	-.296
419	-.173	.040	-.046	-.354	455	-.209	.032	-.102	-.340
420	-.183	.038	-.062	-.397	456	-.167	.033	-.064	-.434
421	-.196	.033	-.080	-.339	457	-.175	.030	-.042	-.302
422	-.195	.038	-.040	-.396	458	-.213	.032	-.126	-.349
423	-.205	.043	-.027	-.409	501	-.700	.220	.024	-1.236
424	-.221	.052	-.004	-.494	502	-.341	.164	.040	-.857
425	-.191	.041	-.018	-.445	503	-.197	.050	-.009	-.439
426	-.199	.046	-.040	-.412	504	.017	.052	.140	-.286
427	-.177	.044	-.042	-.469	505	.039	.064	.229	-.241
428	-.183	.039	-.048	-.443	506	-.183	.075	.139	-.508
429	-.192	.031	-.089	-.338	507	-.395	.099	-.069	-.979
430	-.195	.037	-.094	-.344	508	-.595	.145	-.080	-1.164
431	-.189	.041	-.062	-.355					
432	-.203	.044	-.079	-.385					
433	-.218	.047	-.085	-.560					
434	-.236	.047	-.089	-.528					
435	-.211	.038	-.089	-.446					
436	-.213	.029	-.103	-.312					
437	-.224	.034	-.130	-.417					
438	-.229	.043	-.118	-.514					
439	-.207	.039	-.070	-.449					
440	-.206	.034	-.114	-.384					
441	-.205	.029	-.100	-.347					
442	-.223	.036	-.114	-.373					
443	-.219	.041	-.108	-.403					
444	-.218	.044	-.102	-.532					
445	-.190	.035	-.074	-.543					
446	-.205	.037	-.096	-.416					
447	-.178	.031	-.083	-.387					
448	-.179	.030	-.094	-.431					
449	-.186	.026	-.096	-.290					
450	-.221	.032	-.117	-.338					

WIND ENGINEERING STUDY OF DENVER SQUARE
DENVER, COLORADO. CONFIGURATION 3
WIND DIRECTION 210

PRESSURE TAP NUMBER	MEAN PRESSURE COEFFICIENT	RMS PRESSURE COEFFICIENT	MAXIMUM PRESSURE COEFFICIENT	MINIMUM PRESSURE COEFFICIENT	PRESSURE TAP NUMBER	MEAN PRESSURE COEFFICIENT	RMS PRESSURE COEFFICIENT	MAXIMUM PRESSURE COEFFICIENT	MINIMUM PRESSURE COEFFICIENT
101	-.830	.284	.058	-2.348	156	-.216	.027	-.139	-.334
102	-.566	.225	-.003	-1.532	157	-.359	.093	-.037	-.719
103	-.304	.196	.031	-1.277	158	-.267	.063	-.052	-.557
104	-.139	.110	.086	-.821	159	-.227	.045	-.028	-.409
105	-.072	.055	.110	-.464	160	-.210	.035	-.078	-.443
106	-.038	.045	.184	-.397	161	-.202	.030	-.078	-.346
107	-.026	.050	.182	-.338	162	-.201	.026	-.108	-.299
108	-.035	.068	.219	-.324	163	-.199	.025	-.106	-.299
109	-.661	.189	.219	-1.662	164	-.209	.031	-.117	-.405
110	-.258	.222	.233	-.996	165	-.300	.088	.091	-.646
111	.003	.078	.259	-.369	166	-.211	.053	.026	-.423
112	.011	.062	.280	-.261	167	-.178	.032	-.045	-.296
113	-.611	.204	.047	-1.938	168	-.185	.029	-.068	-.312
114	-.574	.221	.093	-1.514	169	-.247	.117	.366	-.933
115	-.440	.249	.182	-1.605	170	-.162	.064	.131	-.417
116	-.241	.198	.178	-1.110	171	-.154	.033	-.015	-.282
117	-.119	.096	.194	-.689	172	-.167	.030	-.063	-.272
118	-.092	.063	.162	-.511	201	.118	.081	.384	-.329
119	-.099	.054	.114	-.412	202	.361	.108	.704	-.172
120	-.132	.064	.227	-.394	203	.390	.116	.732	-.132
121	-.546	.181	-.150	-1.377	204	.446	.133	.827	-.178
122	-.171	.058	.053	-.412	205	.453	.142	.914	-.231
123	-.470	.162	-.068	-1.542	206	.232	.159	.711	-.572
124	-.481	.172	.083	-1.332	207	.416	.113	.816	-.073
125	-.445	.182	.050	-1.166	208	.576	.135	1.024	.095
126	-.330	.160	.173	-1.159	209	.588	.152	1.139	-.034
127	-.208	.110	.129	-1.000	210	.472	.155	1.013	-.083
128	-.173	.078	.164	-.600	211	.076	.089	.412	-.279
129	-.173	.053	.040	-.413	212	.426	.129	.778	-.003
130	-.192	.050	-.009	-.407	213	.520	.155	.959	-.053
131	-.473	.151	-.052	-1.569	214	.501	.168	1.013	-.030
132	-.197	.049	.025	-.461	215	.391	.165	1.022	-.136
133	-.669	.207	-.115	-1.782	216	.181	.152	.621	-.409
134	-.564	.216	.077	-1.667	217	.069	.095	.412	-.292
135	-.364	.160	-.005	-1.271	218	.012	.143	.458	-.443
136	-.246	.088	.032	-.837	219	-.004	.095	.316	-.409
137	-.208	.049	.012	-.670	220	.330	.122	.695	-.099
138	-.206	.043	-.028	-.582	221	.424	.142	.950	-.046
139	-.208	.039	-.022	-.473	222	.383	.140	.908	.004
140	-.225	.042	-.095	-.423	223	.270	.129	.739	-.056
141	-.613	.239	.069	-1.578	224	-.010	.101	.362	-.379
142	-.230	.040	-.092	-.416	225	.004	.104	.378	-.421
143	-.165	.104	.179	-.699	226	.021	.116	.553	-.391
144	-.170	.038	-.029	-.311	227	-.043	.112	.538	-.522
145	-.182	.032	-.009	-.302	228	.163	.083	.539	-.124
146	-.193	.031	-.068	-.302	229	.172	.079	.483	-.053
147	-.213	.125	.155	-.787	230	.163	.094	.536	-.199
148	-.159	.062	.049	-.545	231	.181	.114	.745	-.193
149	-.179	.044	.028	-.460	232	.045	.114	.526	-.382
150	-.192	.034	.002	-.392	233	-.075	.133	.484	-.556
151	-.191	.030	-.063	-.366	234	.013	.114	.489	-.430
152	-.191	.028	-.074	-.343	235	.036	.129	.581	-.332
153	-.211	.027	-.108	-.308	236	.015	.056	.316	-.154
154	-.221	.031	-.132	-.371	237	-.009	.058	.285	-.193
155	-.278	.124	.025	-.873	238	-.003	.102	.427	-.372

WIND ENGINEERING STUDY OF DENVER SQUARE
DENVER, COLORADO. CONFIGURATION 3
WIND DIRECTION 210

PRESSURE TAP NUMBER	MEAN PRESSURE COEFFICIENT	RMS PRESSURE COEFFICIENT	MAXIMUM PRESSURE COEFFICIENT	MINIMUM PRESSURE COEFFICIENT	PRESSURE TAP NUMBER	MEAN PRESSURE COEFFICIENT	RMS PRESSURE COEFFICIENT	MAXIMUM PRESSURE COEFFICIENT	MINIMUM PRESSURE COEFFICIENT
239	.039	.146	.626	-.425	334	-.044	.051	.156	-.283
240	.055	.105	.469	-.408	335	-.009	.056	.207	-.307
241	.010	.068	.322	-.184	336	-.023	.074	.258	-.428
242	-.037	.057	.262	-.243	337	-.124	.147	.230	-.855
243	-.014	.075	.254	-.338	338	-.330	.247	.336	-1.278
244	-.006	.103	.420	-.414	339	-.550	.273	.145	-1.507
245	.011	.111	.546	-.458	340	-.662	.225	-.140	-2.352
246	-.130	.104	.173	-.475	341	-.137	.043	.034	-.339
247	-.009	.064	.290	-.282	342	-.595	.288	.042	-1.972
248	.011	.062	.280	-.545	343	-.029	.045	.153	-.162
249	.010	.066	.269	-.582	344	.004	.045	.223	-.125
250	-.042	.066	.240	-.492	345	-.020	.062	.223	-.375
251	-.076	.061	.154	-.352	346	-.166	.188	.308	-1.001
252	-.153	.068	.168	-.399	347	-.139	.031	-.030	-.299
253	.048	.067	.339	-.322	348	-.050	.034	.067	-.168
254	.054	.074	.353	-.230	349	-.031	.037	.123	-.167
255	-.028	.058	.185	-.254	350	-.035	.038	.125	-.196
256	.115	.084	.574	-.183	351	-.029	.044	.123	-.318
257	.130	.093	.545	-.140	352	-.040	.064	.187	-.606
258	.034	.079	.419	-.204	353	-.080	.107	.198	-.794
301	-.309	.194	.233	-1.596	354	-.204	.165	.282	-1.059
302	-.314	.153	.215	-1.006	355	-.140	.030	-.031	-.251
303	-.369	.137	.031	-.965	356	-.087	.100	.165	-.643
304	-.398	.134	.101	-.966	357	-.136	.027	-.020	-.227
305	-.423	.132	.083	-1.363	358	-.077	.030	.025	-.176
306	-.406	.112	-.150	-1.437	359	-.039	.031	.065	-.140
307	-.379	.084	-.159	-1.092	360	-.026	.033	.086	-.145
308	-.330	.080	-.107	-.662	361	-.022	.039	.177	-.252
309	-.165	.114	.287	-.668	362	-.030	.042	.145	-.229
310	-.340	.108	.170	-.753	363	-.019	.048	.179	-.269
311	-.389	.086	.055	-.973	364	-.046	.063	.181	-.433
312	-.309	.081	.074	-.728	365	-.124	.025	-.030	-.224
313	-.177	.124	.292	-.788	366	-.055	.032	.103	-.151
314	-.228	.109	.182	-.702	367	-.004	.041	.218	-.104
315	-.322	.109	.016	-.739	368	.015	.058	.321	-.160
316	-.374	.115	.218	-.797	369	-.135	.026	-.058	-.220
317	-.421	.109	-.079	-.892	370	-.059	.031	.068	-.153
318	-.404	.095	-.136	-.956	371	-.006	.045	.210	-.148
319	-.384	.086	-.043	-.919	372	.021	.066	.406	-.302
320	-.341	.087	.050	-.772	401	-.060	.083	.230	-.393
321	-.182	.107	.221	-.631	402	-.078	.069	.157	-.335
322	-.424	.100	-.092	-1.091	403	-.125	.086	.184	-.893
323	-.146	.072	.111	-.474	404	-.273	.215	.265	-2.064
324	-.084	.115	.244	-.590	405	-.322	.232	.207	-1.848
325	-.144	.148	.228	-.722	406	-.341	.251	.487	-2.245
326	-.294	.177	.126	-.971	407	-.068	.072	.276	-.330
327	-.509	.160	-.036	-1.159	408	-.144	.059	.116	-.532
328	-.526	.143	-.104	-1.178	409	-.213	.090	.055	-1.025
329	-.517	.120	-.184	-1.088	410	-.209	.131	.317	-1.028
330	-.510	.114	-.199	-1.113	411	-.155	.092	.259	-.782
331	-.135	.051	.086	-.354	412	-.173	.075	.133	-.594
332	-.570	.145	-.210	-1.308	413	-.204	.073	.071	-.705
333	-.141	.046	.017	-.346	414	-.242	.092	.049	-.805

WIND ENGINEERING STUDY OF DENVER SQUARE
DENVER, COLORADO. CONFIGURATION 3
WIND DIRECTION 210

PRESSURE TAP NUMBER	MEAN PRESSURE COEFFICIENT	RMS PRESSURE COEFFICIENT	MAXIMUM PRESSURE COEFFICIENT	MINIMUM PRESSURE COEFFICIENT	PRESSURE TAP NUMBER	MEAN PRESSURE COEFFICIENT	RMS PRESSURE COEFFICIENT	MAXIMUM PRESSURE COEFFICIENT	MINIMUM PRESSURE COEFFICIENT
415	-.241	.103	.098	-.845	451	-.231	.032	-.103	-.354
416	-.243	.117	.197	-.793	452	-.228	.031	-.122	-.345
417	-.216	.077	.111	-.563	453	-.223	.049	-.095	-.553
418	-.257	.099	.170	-.810	454	-.229	.033	-.099	-.360
419	-.227	.070	.018	-.696	455	-.234	.036	-.114	-.414
420	-.229	.066	-.013	-1.053	456	-.219	.055	-.046	-.674
421	-.226	.059	-.033	-.985	457	-.225	.036	-.095	-.477
422	-.229	.062	-.068	-.562	458	-.234	.037	-.128	-.440
423	-.227	.067	-.043	-.679	501	-.644	.142	-.151	-1.242
424	-.222	.066	-.036	-.527	502	-.215	.110	.090	-.640
425	-.222	.056	-.040	-.502	503	-.041	.083	.274	-.378
426	-.203	.059	-.039	-.576	504	-.061	.080	.216	-.409
427	-.207	.054	-.034	-.618	505	-.171	.101	.316	-.593
428	-.210	.046	-.086	-.530	506	-.456	.129	.043	-.850
429	-.202	.036	-.053	-.427	507	-.526	.112	-.224	-1.234
430	-.209	.051	-.050	-.493	508	-.538	.091	-.239	-.880
431	-.198	.049	-.041	-.461					
432	-.199	.049	-.046	-.456					
433	-.237	.044	-.092	-.491					
434	-.238	.047	-.086	-.454					
435	-.228	.037	-.086	-.433					
436	-.229	.029	-.129	-.363					
437	-.230	.036	-.114	-.388					
438	-.228	.042	-.100	-.433					
439	-.218	.037	-.085	-.374					
440	-.220	.034	-.109	-.397					
441	-.231	.029	-.140	-.368					
442	-.238	.036	-.129	-.391					
443	-.231	.038	-.102	-.385					
444	-.229	.037	-.114	-.379					
445	-.227	.032	-.102	-.356					
446	-.226	.035	-.100	-.413					
447	-.226	.037	-.100	-.446					
448	-.231	.036	-.123	-.423					
449	-.228	.029	-.129	-.349					
450	-.241	.033	-.146	-.380					

WIND ENGINEERING STUDY OF DENVER SQUARE
DENVER, COLORADO. CONFIGURATION 3
WIND DIRECTION 225

PRESSURE TAP NUMBER	MEAN PRESSURE COEFFICIENT	RMS PRESSURE COEFFICIENT	MAXIMUM PRESSURE COEFFICIENT	MINIMUM PRESSURE COEFFICIENT	PRESSURE TAP NUMBER	MEAN PRESSURE COEFFICIENT	RMS PRESSURE COEFFICIENT	MAXIMUM PRESSURE COEFFICIENT	MINIMUM PRESSURE COEFFICIENT
101	-.515	.066	-.285	-.829	156	-.272	.049	-.132	-.501
102	-.515	.069	-.306	-.847	157	-.374	.119	-.120	-1.068
103	-.545	.087	-.292	-1.029	158	-.354	.111	-.005	-1.365
104	-.569	.115	-.212	-1.332	159	-.273	.084	.066	-.676
105	-.543	.141	-.052	-1.221	160	-.218	.068	.054	-.529
106	-.472	.156	.129	-1.238	161	-.212	.053	-.020	-.392
107	-.419	.167	.171	-1.079	162	-.221	.044	-.078	-.397
108	-.417	.200	.203	-1.371	163	-.227	.041	-.083	-.397
109	-.524	.081	-.295	-.886	164	-.255	.055	-.064	-.512
110	-.533	.089	-.221	-1.015	165	-.308	.124	.110	-.912
111	-.489	.134	.079	-1.168	166	-.161	.081	.130	-.673
112	-.389	.167	.159	-1.177	167	-.155	.052	.040	-.357
113	-.454	.082	-.182	-.903	168	-.170	.046	.035	-.342
114	-.456	.084	-.235	-1.191	169	-.273	.154	.179	-1.139
115	-.490	.093	-.086	-1.241	170	-.101	.085	.357	-.385
116	-.523	.108	-.021	-1.144	171	-.124	.057	.175	-.311
117	-.531	.124	-.117	-1.276	172	-.149	.050	.064	-.328
118	-.468	.121	-.052	-1.005	201	.206	.097	.496	-.125
119	-.434	.125	.115	-.876	202	.381	.114	.696	-.064
120	-.459	.172	.111	-1.258	203	.360	.114	.693	-.091
121	-.431	.078	-.211	-.897	204	.358	.111	.684	-.063
122	-.444	.163	.024	-1.083	205	.324	.108	.630	-.073
123	-.443	.093	-.147	-.873	206	.048	.089	.381	-.276
124	-.462	.094	-.211	-.892	207	.479	.125	.902	.097
125	-.478	.103	-.211	-1.067	208	.574	.130	1.038	.196
126	-.501	.120	-.195	-1.144	209	.572	.126	.932	.134
127	-.503	.128	-.058	-1.073	210	.405	.111	.724	-.031
128	-.452	.122	.030	-.938	211	.182	.101	.514	-.110
129	-.399	.113	.089	-1.062	212	.523	.116	.866	.166
130	-.394	.141	-.056	-1.117	213	.595	.123	1.021	.246
131	-.483	.120	-.186	-1.179	214	.532	.116	.917	.175
132	-.362	.129	.026	-.962	215	.397	.105	.696	.046
133	-.598	.171	-.228	-1.868	216	.078	.083	.333	-.191
134	-.600	.168	-.233	-1.681	217	.190	.109	.608	-.155
135	-.587	.158	-.204	-1.436	218	.036	.089	.363	-.279
136	-.547	.148	-.124	-1.278	219	.144	.116	.570	-.245
137	-.450	.144	-.037	-1.152	220	.446	.123	.890	.139
138	-.380	.133	.020	-1.123	221	.523	.123	.951	.178
139	-.327	.110	.138	-.971	222	.464	.114	.879	.164
140	-.306	.087	.028	-.800	223	.346	.105	.675	.048
141	-.660	.195	-.127	-2.003	224	.042	.087	.330	-.251
142	-.293	.065	.048	-.792	225	.179	.121	.627	-.190
143	-.521	.232	.081	-1.531	226	.014	.101	.358	-.351
144	-.268	.128	.164	-.926	227	.169	.124	.587	-.249
145	-.212	.072	.090	-.625	228	.355	.112	.736	.069
146	-.226	.052	-.012	-.578	229	.339	.097	.773	.063
147	-.601	.210	.049	-1.436	230	.226	.080	.528	.007
148	-.467	.205	.025	-1.353	231	.199	.094	.591	-.049
149	-.322	.134	.066	-1.001	232	-.002	.109	.370	-.373
150	-.265	.079	-.048	-.726	233	.167	.144	.678	-.387
151	-.237	.048	-.070	-.521	234	-.135	.126	.364	-.497
152	-.229	.040	-.077	-.408	235	.160	.124	.709	-.371
153	-.250	.043	-.067	-.579	236	.053	.057	.298	-.185
154	-.275	.049	-.107	-.516	237	.006	.049	.215	-.168
155	-.478	.157	-.005	-1.378	238	-.174	.097	.414	-.580

WIND ENGINEERING STUDY OF DENVER SQUARE
DENVER, COLORADO. CONFIGURATION 3
WIND DIRECTION 225

PRESSURE TAP NUMBER	MEAN PRESSURE COEFFICIENT	RMS PRESSURE COEFFICIENT	MAXIMUM PRESSURE COEFFICIENT	MINIMUM PRESSURE COEFFICIENT	PRESSURE TAP NUMBER	MEAN PRESSURE COEFFICIENT	RMS PRESSURE COEFFICIENT	MAXIMUM PRESSURE COEFFICIENT	MINIMUM PRESSURE COEFFICIENT
239	.150	.114	.629	-.279	334	-.019	.035	.093	-.133
240	.121	.081	.380	-.211	335	.040	.037	.165	-.085
241	.052	.069	.358	-.182	336	.053	.040	.193	-.107
242	-.039	.053	.228	-.314	337	.036	.060	.297	-.400
243	-.095	.073	.327	-.398	338	-.064	.170	.380	-1.116
244	-.239	.133	.486	-.706	339	-.435	.345	.213	-1.742
245	.095	.091	.461	-.447	340	-.664	.261	.039	-1.976
246	-.211	.099	.241	-.834	341	-.176	.042	-.046	-.321
247	.043	.070	.320	-.400	342	-.538	.302	.156	-1.850
248	.036	.062	.259	-.357	343	-.014	.042	.160	-.135
249	.014	.059	.232	-.408	344	.047	.044	.212	-.076
250	.003	.055	.245	-.451	345	.041	.046	.248	-.172
251	-.018	.055	.168	-.384	346	.003	.100	.281	-.570
252	-.121	.060	.107	-.463	347	-.160	.035	-.037	-.332
253	.030	.065	.367	-.483	348	-.036	.035	.105	-.162
254	.034	.069	.351	-.269	349	-.002	.037	.163	-.129
255	.016	.066	.281	-.411	350	.007	.039	.179	-.122
256	.054	.066	.577	-.225	351	.026	.042	.208	-.139
257	.073	.090	.544	-.165	352	.031	.047	.232	-.196
258	.064	.100	.443	-.205	353	.028	.062	.278	-.281
301	-.197	.096	.222	-.563	354	-.036	.113	.373	-.616
302	-.109	.131	.284	-.690	355	-.155	.035	-.036	-.305
303	-.162	.154	.290	-.739	356	.007	.081	.360	-.484
304	-.249	.176	.263	-.793	357	-.159	.032	-.043	-.301
305	-.434	.167	.142	-1.188	358	-.066	.031	.056	-.165
306	-.510	.134	-.081	-1.238	359	-.015	.034	.106	-.106
307	-.520	.108	-.134	-.982	360	.008	.036	.142	-.099
308	-.473	.096	-.173	-.915	061	.018	.043	.213	-.132
309	-.028	.142	.387	-.582	362	.017	.044	.221	-.130
310	-.121	.182	.405	-.736	363	.032	.046	.212	-.201
311	-.447	.124	.079	-.903	364	.015	.061	.211	-.317
312	-.433	.097	-.106	-.988	365	-.133	.030	-.029	-.245
313	-.121	.092	.219	-.481	366	-.028	.035	.099	-.146
314	-.021	.128	.384	-.612	367	.032	.042	.191	-.083
315	-.079	.167	.358	-.697	368	.050	.046	.294	-.158
316	-.193	.214	.287	-.891	369	-.149	.031	-.039	-.274
317	-.416	.201	.258	-1.044	370	-.030	.035	.105	-.116
318	-.496	.153	.184	-1.032	371	.035	.044	.244	-.085
319	-.488	.122	-.024	-1.303	372	.060	.047	.318	-.387
320	-.432	.112	-.007	-1.063	401	-.344	.122	.045	-.853
321	-.105	.075	.181	-.497	402	-.305	.100	.058	-.789
322	-.463	.127	-.039	-1.057	403	-.315	.099	.041	-.800
323	-.117	.050	.233	-.366	404	-.335	.107	-.003	-.895
324	.064	.064	.317	-.273	405	-.347	.111	-.024	-.850
325	.092	.088	.373	-.373	406	-.355	.129	.005	-1.141
326	.022	.139	.376	-.836	407	-.285	.086	.035	-.665
327	-.281	.258	.300	-1.282	408	-.304	.080	.026	-.633
328	-.481	.235	.233	-1.369	409	-.323	.086	-.059	-.692
329	-.524	.183	.088	-1.554	410	-.335	.109	.023	-.870
330	-.496	.156	-.063	-1.373	411	-.328	.095	.050	-.794
331	-.143	.043	.033	-.334	412	-.303	.079	-.041	-.665
332	-.527	.179	-.019	-1.568	413	-.324	.076	-.033	-.773
333	-.171	.040	-.039	-.322	414	-.320	.089	-.076	-.805

WIND ENGINEERING STUDY OF DENVER SQUARE
DENVER, COLORADO. CONFIGURATION 3
WIND DIRECTION 225

PRESSURE TAP NUMBER	MEAN PRESSURE COEFFICIENT	RMS PRESSURE COEFFICIENT	MAXIMUM PRESSURE COEFFICIENT	MINIMUM PRESSURE COEFFICIENT	PRESSURE TAP NUMBER	MEAN PRESSURE COEFFICIENT	RMS PRESSURE COEFFICIENT	MAXIMUM PRESSURE COEFFICIENT	MINIMUM PRESSURE COEFFICIENT
415	-.325	.101	-.067	-.861	451	-.284	.045	-.169	-.477
416	-.331	.109	-.052	-.924	452	-.275	.044	-.159	-.450
417	-.325	.081	-.094	-.668	453	-.222	.073	.015	-.686
418	-.284	.087	-.005	-.736	454	-.276	.047	-.078	-.495
419	-.305	.079	-.103	-.812	455	-.287	.048	-.156	-.550
420	-.285	.057	-.115	-.547	456	-.213	.076	.006	-.700
421	-.288	.057	-.111	-.527	457	-.272	.056	.037	-.533
422	-.276	.066	-.065	-.611	458	-.291	.053	-.158	-.553
423	-.275	.071	-.035	-.671	501	-.558	.075	-.302	-.832
424	-.275	.071	-.027	-.667	502	-.538	.096	-.173	-1.036
425	-.317	.081	-.124	-.923	503	-.309	.099	.039	-.727
426	-.268	.060	-.095	-.533	504	-.271	.094	.023	-.597
427	-.295	.068	-.112	-.620	505	-.301	.145	.136	-.854
428	-.290	.060	-.127	-.576	506	-.516	.141	.054	-.936
429	-.286	.050	-.124	-.483	507	-.651	.117	-.334	-1.221
430	-.277	.053	-.126	-.502	508	-.587	.091	-.334	-.984
431	-.268	.052	-.114	-.471					
432	-.274	.053	-.117	-.489					
433	-.285	.061	-.103	-.634					
434	-.278	.054	-.123	-.518					
435	-.276	.057	-.139	-.644					
436	-.273	.044	-.144	-.481					
437	-.288	.052	-.172	-.515					
438	-.286	.054	-.144	-.550					
439	-.285	.061	-.127	-.644					
440	-.286	.059	-.152	-.614					
441	-.283	.050	-.113	-.552					
442	-.286	.050	-.153	-.549					
443	-.278	.049	-.144	-.523					
444	-.274	.048	-.141	-.521					
445	-.297	.077	-.120	-.869					
446	-.276	.046	-.139	-.529					
447	-.295	.098	-.101	-1.171					
448	-.281	.068	-.127	-.736					
449	-.278	.045	-.138	-.516					
450	-.297	.048	-.184	-.527					

WIND ENGINEERING STUDY OF DENVER SQUARE
DENVER, COLORADO. CONFIGURATION 3
WIND DIRECTION 240

PRESSURE TAP NUMBER	MEAN PRESSURE COEFFICIENT	RMS PRESSURE COEFFICIENT	MAXIMUM PRESSURE COEFFICIENT	MINIMUM PRESSURE COEFFICIENT	PRESSURE TAP NUMBER	MEAN PRESSURE COEFFICIENT	RMS PRESSURE COEFFICIENT	MAXIMUM PRESSURE COEFFICIENT	MINIMUM PRESSURE COEFFICIENT
101	-.466	.050	-.315	-.645	156	-.344	.066	-.153	-.637
102	-.456	.049	-.301	-.644	157	-.597	.154	-.248	-1.586
103	-.469	.052	-.306	-.720	158	-.602	.149	-.178	-1.595
104	-.485	.057	-.288	-.768	159	-.503	.165	.043	-1.264
105	-.493	.069	-.261	-.786	160	-.327	.121	.087	-.795
106	-.479	.082	-.239	-.862	161	-.246	.066	-.034	-.530
107	-.492	.098	-.206	-.959	162	-.258	.051	-.035	-.492
108	-.526	.130	-.156	-1.253	163	-.279	.049	-.074	-.523
109	-.436	.051	-.223	-.617	164	-.333	.072	-.070	-.743
110	-.439	.052	-.294	-.671	165	-.514	.113	-.116	-1.312
111	-.476	.066	-.271	-.915	166	-.330	.143	.115	-.801
112	-.496	.106	-.212	-.951	167	-.209	.056	.014	-.447
113	-.416	.048	-.236	-.594	168	-.238	.054	-.015	-.428
114	-.409	.047	-.233	-.591	169	-.481	.125	.008	-1.263
115	-.428	.049	-.236	-.671	170	-.308	.132	.211	-.791
116	-.451	.053	-.256	-.677	171	-.201	.063	.182	-.420
117	-.468	.057	-.288	-.718	172	-.226	.061	.011	-.424
118	-.453	.057	-.262	-.721	201	.368	.118	.770	-.034
119	-.458	.064	-.236	-.783	202	.386	.118	.738	-.012
120	-.477	.094	-.203	-1.229	203	.303	.111	.649	-.054
121	-.415	.053	-.253	-.606	204	.240	.099	.540	-.094
122	-.453	.087	-.226	-.964	205	.177	.096	.565	-.110
123	-.419	.064	-.215	-.673	206	-.092	.066	.158	-.300
124	-.433	.063	-.229	-.683	207	.524	.133	.906	.103
125	-.443	.064	-.248	-.791	208	.520	.131	.889	.107
126	-.448	.070	-.244	-.841	209	.475	.130	.851	.072
127	-.473	.076	-.270	-1.020	210	.272	.101	.614	-.074
128	-.471	.070	-.286	-.880	211	.396	.131	.820	-.043
129	-.463	.075	-.194	-.806	212	.554	.136	.962	.149
130	-.453	.097	-.152	-.914	213	.552	.139	.901	.168
131	-.449	.081	-.235	-.888	214	.400	.124	.730	.019
132	-.473	.107	-.174	-.886	215	.239	.107	.577	-.103
133	-.557	.100	-.320	-1.136	216	-.066	.068	.203	-.287
134	-.566	.102	-.299	-1.215	217	.443	.138	.953	.032
135	-.573	.112	-.176	-1.505	218	-.097	.067	.125	-.333
136	-.581	.121	-.205	-1.336	219	.394	.137	.803	-.072
137	-.572	.125	-.118	-1.398	220	.526	.143	.954	.149
138	-.547	.115	-.100	-1.307	221	.500	.141	.903	.090
139	-.506	.100	-.069	-.978	222	.340	.118	.702	.001
140	-.486	.099	-.153	-.961	223	.189	.102	.558	-.146
141	-.573	.115	-.280	-1.379	224	-.112	.070	.141	-.368
142	-.437	.100	-.080	-.852	225	.378	.142	.864	-.080
143	-.567	.107	-.222	-1.126	226	-.140	.081	.241	-.439
144	-.549	.130	-.052	-1.044	227	.324	.135	.805	-.080
145	-.483	.138	.008	-1.060	228	.372	.124	.800	.071
146	-.395	.113	.129	-.800	229	.319	.104	.719	.084
147	-.556	.104	-.279	-1.457	230	.122	.071	.378	-.078
148	-.566	.113	-.248	-1.344	231	.041	.070	.345	-.162
149	-.579	.134	-.044	-1.281	232	-.189	.070	.175	-.448
150	-.567	.141	-.011	-1.113	233	.321	.141	.830	-.032
151	-.463	.122	-.040	-.939	234	-.268	.151	.651	-.625
152	-.387	.106	.069	-.788	235	.267	.170	.813	-.478
153	-.358	.092	.002	-.716	236	.082	.079	.640	-.106
154	-.370	.078	-.031	-.697	237	.015	.046	.205	-.168
155	-.573	.123	-.303	-1.237	238	-.138	.063	.143	-.384

WIND ENGINEERING STUDY OF DENVER SQUARE
DENVER, COLORADO. CONFIGURATION 3
WIND DIRECTION 240

PRESSURE TAP NUMBER	MEAN PRESSURE COEFFICIENT	RMS PRESSURE COEFFICIENT	MAXIMUM PRESSURE COEFFICIENT	MINIMUM PRESSURE COEFFICIENT	PRESSURE TAP NUMBER	MEAN PRESSURE COEFFICIENT	RMS PRESSURE COEFFICIENT	MAXIMUM PRESSURE COEFFICIENT	MINIMUM PRESSURE COEFFICIENT
239	.264	.121	.785	-.145	334	-.022	.046	.142	-.147
240	.181	.083	.521	-.102	335	.045	.050	.213	-.091
241	.062	.045	.245	-.139	336	.071	.052	.250	-.071
242	-.054	.044	.120	-.236	337	.090	.058	.281	-.126
243	-.115	.046	.091	-.298	338	.093	.073	.315	-.355
244	-.304	.062	-.066	-.623	339	.055	.149	.379	-.833
245	.173	.094	.700	-.099	340	-.141	.227	.458	-1.240
246	-.260	.065	-.073	-.578	341	-.222	.054	-.065	-.520
247	.061	.084	.480	-.450	342	-.031	.213	.514	-.801
248	.037	.062	.302	-.159	343	-.008	.055	.205	-.188
249	-.011	.047	.218	-.205	344	.081	.059	.302	-.063
250	-.058	.041	.105	-.262	345	.098	.060	.381	-.054
251	-.083	.043	.068	-.271	346	.113	.098	.511	-.322
252	-.218	.060	.059	-.455	347	-.201	.048	-.045	-.457
253	-.044	.071	.222	-.264	348	-.035	.044	.119	-.171
254	-.042	.047	.125	-.236	349	.019	.053	.241	-.128
255	-.082	.047	.119	-.251	350	.047	.055	.261	-.103
256	-.022	.052	.211	-.174	351	.072	.059	.295	-.071
257	-.009	.036	.190	-.130	352	.088	.063	.344	-.066
258	-.084	.039	.077	-.227	353	.091	.063	.356	-.060
301	-.220	.040	-.081	-.381	354	.055	.108	.477	-.410
302	-.062	.038	.069	-.230	355	-.197	.047	-.045	-.437
303	-.049	.041	.090	-.200	356	.056	.086	.437	-.393
304	-.023	.044	.144	-.227	357	-.203	.044	-.040	-.353
305	-.046	.068	.215	-.545	358	-.059	.047	.119	-.194
306	-.136	.131	.122	-.847	359	.002	.054	.227	-.120
307	-.295	.210	.072	-.875	360	.038	.061	.304	-.100
308	-.471	.137	.155	-.956	361	.081	.063	.327	-.096
309	.052	.053	.243	-.227	362	.097	.066	.322	-.093
310	.123	.063	.343	-.143	363	.094	.063	.336	-.096
311	.025	.129	.321	-.654	364	.043	.072	.310	-.302
312	-.284	.126	.211	-.803	365	-.160	.046	.023	-.336
313	-.176	.039	-.040	-.311	366	.019	.050	.230	-.140
314	.022	.043	.153	-.128	367	.095	.059	.392	-.071
315	.074	.049	.231	-.197	368	.071	.054	.346	-.102
316	.123	.056	.314	-.269	369	-.187	.049	-.028	-.406
317	.119	.091	.334	-.426	370	.021	.057	.363	-.134
318	.031	.182	.340	-.788	371	.110	.072	.464	-.060
319	-.170	.232	.345	-.963	372	.097	.057	.407	-.039
320	-.248	.154	.396	-.856	401	-.457	.090	-.208	-.877
321	-.173	.038	-.019	-.327	402	-.396	.071	-.198	-.692
322	-.247	.170	.346	-.869	403	-.385	.066	-.180	-.677
323	-.178	.039	-.052	-.328	404	-.380	.062	-.167	-.759
324	.039	.042	.178	-.110	405	-.382	.062	-.195	-.667
325	.105	.051	.264	-.044	406	-.361	.062	-.174	-.630
326	.121	.056	.293	-.080	407	-.422	.074	-.179	-.794
327	.105	.079	.308	-.467	408	-.401	.063	-.227	-.701
328	.076	.158	.358	-.742	409	-.404	.056	-.227	-.618
329	-.019	.217	.386	-.934	410	-.381	.055	-.214	-.588
330	-.210	.186	.337	-1.318	411	-.440	.072	-.226	-.750
331	-.198	.044	-.053	-.396	412	-.435	.063	-.244	-.709
332	-.155	.191	.448	-1.163	413	-.421	.062	-.258	-.683
333	-.227	.049	-.079	-.449	414	-.388	.056	-.226	-.600

WIND ENGINEERING STUDY OF DENVER SQUARE
DENVER, COLORADO. CONFIGURATION 3
WIND DIRECTION 240

PRESSURE TAP NUMBER	MEAN PRESSURE COEFFICIENT	RMS PRESSURE COEFFICIENT	MAXIMUM PRESSURE COEFFICIENT	MINIMUM PRESSURE COEFFICIENT	PRESSURE TAP NUMBER	MEAN PRESSURE COEFFICIENT	RMS PRESSURE COEFFICIENT	MAXIMUM PRESSURE COEFFICIENT	MINIMUM PRESSURE COEFFICIENT
415	-.389	.056	-.214	-.601	451	-.354	.063	-.155	-.703
416	-.389	.055	-.223	-.595	452	-.336	.062	-.115	-.694
417	-.425	.067	-.205	-.729	453	-.359	.151	.034	-1.221
418	-.380	.053	-.164	-.598	454	-.350	.071	-.005	-.657
419	-.411	.071	-.165	-.809	455	-.369	.075	-.135	-.803
420	-.410	.062	-.253	-.841	456	-.352	.175	.064	-1.497
421	-.413	.067	-.239	-.836	457	-.342	.082	.041	-.791
422	-.386	.058	-.235	-.709	458	-.372	.075	-.175	-.752
423	-.387	.057	-.230	-.624	501	-.610	.075	-.344	-.967
424	-.387	.056	-.224	-.711	502	-.535	.090	-.165	-.877
425	-.427	.075	-.189	-.770	503	-.196	.089	.033	-.526
426	-.372	.064	-.161	-.732	504	-.148	.078	.048	-.567
427	-.423	.083	-.142	-.935	505	-.414	.072	-.074	-.723
428	-.414	.077	-.148	-.818	506	-.594	.171	.025	-1.109
429	-.410	.078	-.132	-.991	507	-.783	.135	-.373	-1.336
430	-.388	.076	-.209	-.858	508	-.682	.101	-.381	-1.075
431	-.368	.069	-.211	-.811					
432	-.374	.069	-.188	-.798					
433	-.446	.091	-.146	-.985					
434	-.382	.070	-.185	-.722					
435	-.419	.093	-.110	-.901					
436	-.383	.070	-.156	-.886					
437	-.386	.075	-.182	-.812					
438	-.370	.071	-.149	-.656					
439	-.406	.100	-.127	1.194					
440	-.415	.102	-.064	-1.252					
441	-.397	.082	-.103	-.869					
442	-.380	.076	-.182	-.737					
443	-.359	.067	-.170	-.719					
444	-.342	.064	-.126	-.740					
445	-.403	.105	-.127	-1.090					
446	-.335	.070	-.116	-.895					
447	-.404	.126	-.066	-1.413					
448	-.418	.133	-.118	-1.172					
449	-.353	.076	-.041	-.728					
450	-.379	.075	-.207	-.923					

WIND ENGINEERING STUDY OF DENVER SQUARE
DENVER, COLORADO, CONFIGURATION 3
WIND DIRECTION 255

PRESSURE TAP NUMBER	MEAN PRESSURE COEFFICIENT	RMS PRESSURE COEFFICIENT	MAXIMUM PRESSURE COEFFICIENT	MINIMUM PRESSURE COEFFICIENT	PRESSURE TAP NUMBER	MEAN PRESSURE COEFFICIENT	RMS PRESSURE COEFFICIENT	MAXIMUM PRESSURE COEFFICIENT	MINIMUM PRESSURE COEFFICIENT
101	-.494	.044	-.357	-.635	156	-.430	.071	-.128	-.725
102	-.478	.043	-.337	-.622	157	-.596	.072	-.393	-1.016
103	-.496	.045	-.351	-.670	158	-.604	.077	-.406	-1.044
104	-.508	.047	-.363	-.688	159	-.622	.091	-.384	-1.145
105	-.514	.050	-.336	-.784	160	-.596	.099	-.125	-1.009
106	-.492	.053	-.307	-.718	161	-.424	.091	-.091	-.722
107	-.504	.059	-.270	-.767	162	-.350	.075	-.100	-.614
108	-.524	.067	-.316	-.829	163	-.333	.063	-.081	-.564
109	-.495	.042	-.340	-.649	164	-.376	.069	-.137	-.643
110	-.483	.041	-.340	-.622	165	-.585	.078	-.369	-.907
111	-.510	.045	-.369	-.676	166	-.585	.092	-.211	-.896
112	-.523	.056	-.363	-.743	167	-.315	.090	-.020	-.664
113	-.471	.044	-.286	-.641	168	-.264	.068	.029	-.556
114	-.456	.043	-.273	-.616	169	-.585	.092	-.366	-1.107
115	-.473	.044	-.285	-.628	170	-.567	.107	-.087	-1.016
116	-.491	.044	-.297	-.649	171	-.298	.091	-.009	-.633
117	-.500	.044	-.364	-.677	172	-.252	.067	-.018	-.520
118	-.479	.045	-.351	-.643	201	.455	.130	.812	-.075
119	-.489	.051	-.307	-.731	202	.293	.113	.599	-.105
120	-.498	.059	-.280	-.755	203	.185	.100	.461	-.185
121	-.468	.045	-.319	-.628	204	.112	.085	.374	-.207
122	-.474	.062	-.229	-.742	205	.045	.079	.296	-.195
123	-.450	.050	-.273	-.646	206	-.205	.050	.004	-.374
124	-.464	.048	-.315	-.646	207	.572	.139	.949	.147
125	-.472	.046	-.337	-.640	208	.405	.117	.763	.041
126	-.464	.045	-.328	-.647	209	.381	.111	.700	.026
127	-.482	.046	-.331	-.686	210	.155	.082	.407	-.097
128	-.481	.047	-.307	-.713	211	.547	.130	.951	.085
129	-.479	.049	-.309	-.703	212	.540	.124	.967	.193
130	-.459	.065	-.241	-.745	213	.455	.116	.793	.110
131	-.455	.053	-.285	-.682	214	.247	.093	.535	-.004
132	-.486	.070	-.229	-.775	215	.078	.075	.322	-.117
133	-.514	.055	-.359	-.769	216	-.202	.046	0.000	-.337
134	-.523	.053	-.374	-.758	217	.559	.135	.987	.072
135	-.531	.054	-.372	-.788	218	-.220	.051	-.021	-.404
136	-.542	.055	-.381	-.831	219	.495	.128	.922	-.100
137	-.564	.059	-.337	-.805	220	.478	.117	.935	.148
138	-.557	.061	-.232	-.878	221	.436	.115	.813	.145
139	-.532	.061	-.260	-.837	222	.220	.089	.564	-.009
140	-.522	.078	-.152	-.893	223	.058	.073	.366	-.148
141	-.548	.058	-.351	-.764	224	-.222	.048	-.018	-.384
142	-.542	.088	-.093	-.872	225	.516	.124	.941	.151
143	-.566	.060	-.369	-.835	226	-.254	.053	-.044	-.437
144	-.570	.062	-.395	-.855	227	.426	.121	.809	.021
145	-.600	.073	-.327	-.927	228	.379	.106	.842	.100
146	-.548	.088	-.125	-.828	229	.274	.094	.571	.029
147	-.570	.058	-.375	-.773	230	.026	.057	.267	-.125
148	-.569	.059	-.383	-.784	231	-.075	.054	.139	-.220
149	-.569	.061	-.398	-.904	232	-.301	.055	-.070	-.482
150	-.580	.069	-.412	-.886	233	.372	.143	.888	-.161
151	-.591	.077	-.270	-.966	234	-.420	.053	-.183	-.601
152	-.554	.076	-.251	-.898	235	.304	.139	.729	-.142
153	-.521	.083	-.041	-.872	236	-.010	.050	.195	-.166
154	-.494	.086	-.064	-.872	237	-.047	.045	.143	-.216
155	-.570	.065	-.377	-.849	238	-.202	.048	0.000	-.395

WIND ENGINEERING STUDY OF DENVER SQUARE
DENVER, COLORADO. CONFIGURATION 3
WIND DIRECTION 255

PRESSURE TAP NUMBER	MEAN PRESSURE COEFFICIENT	RMS PRESSURE COEFFICIENT	MAXIMUM PRESSURE COEFFICIENT	MINIMUM PRESSURE COEFFICIENT	PRESSURE TAP NUMBER	MEAN PRESSURE COEFFICIENT	RMS PRESSURE COEFFICIENT	MAXIMUM PRESSURE COEFFICIENT	MINIMUM PRESSURE COEFFICIENT
239	.271	.144	.747	-.358	334	.011	.050	.206	-.155
240	.166	.095	.547	-.056	335	.103	.056	.349	-.056
241	.006	.047	.172	-.139	336	.153	.063	.450	-.010
242	-.175	.041	-.022	-.320	337	.191	.072	.423	-.001
243	-.241	.042	-.075	-.385	338	.227	.083	.496	-.022
244	-.424	.050	-.254	-.598	339	.271	.098	.608	-.041
245	.208	.141	.734	-.550	340	.266	.177	.784	-.578
246	-.391	.058	-.192	-.673	341	-.248	.052	-.092	-.528
247	.036	.120	.507	-.537	342	.275	.150	.777	-.473
248	-.002	.083	.367	-.215	343	-.003	.056	.217	-.206
249	-.074	.063	.198	-.331	344	.113	.062	.374	-.062
250	-.182	.047	-.013	-.362	345	.179	.078	.587	-.006
251	-.222	.045	-.046	-.386	346	.263	.109	.697	-.059
252	-.358	.052	-.182	-.571	347	-.231	.053	-.074	-.472
253	-.176	.073	.191	-.509	348	-.025	.049	.189	-.189
254	-.179	.070	.160	-.411	349	.043	.054	.291	-.102
255	-.222	.050	-.037	-.371	350	.080	.056	.351	-.075
256	-.133	.052	.112	-.330	351	.120	.063	.393	-.055
257	-.085	.048	.133	-.287	352	.155	.070	.463	-.044
258	-.201	.043	-.058	-.389	353	.196	.082	.519	-.006
301	-.223	.037	-.081	-.432	354	.222	.115	.641	-.272
302	-.020	.048	.154	-.227	355	-.216	.051	.027	-.438
303	.004	.052	.147	-.190	356	.161	.091	.515	-.312
304	.036	.056	.202	-.177	357	-.221	.047	-.056	-.438
305	.034	.063	.243	-.164	358	-.052	.043	.098	-.185
306	.025	.069	.261	-.164	359	.026	.048	.180	-.107
307	.047	.080	.341	-.167	360	.080	.052	.251	-.061
308	.066	.207	.640	-.793	361	.130	.062	.373	-.021
309	.106	.067	.312	-.086	362	.156	.067	.419	-.013
310	.205	.082	.438	-.038	363	.151	.069	.470	-.037
311	.185	.087	.442	-.082	364	.089	.093	.507	-.379
312	.201	.198	.768	-.457	365	-.156	.047	.007	-.386
313	-.175	.038	-.051	-.316	366	.046	.053	.286	-.099
314	.077	.051	.245	-.081	367	.144	.059	.368	-.018
315	.153	.061	.350	-.013	368	.096	.072	.410	-.151
316	.221	.067	.440	.042	369	-.188	.054	.001	-.419
317	.271	.079	.514	.001	370	.050	.060	.315	-.092
318	.296	.090	.582	-.044	371	.173	.073	.596	-.004
319	.311	.127	.664	-.450	372	.141	.069	.584	-.016
320	.250	.230	.819	-.628	401	-.497	.058	-.264	-.896
321	-.181	.040	-.056	-.365	402	-.458	.056	-.237	-.839
322	.270	.225	.916	-.486	403	-.459	.055	-.232	-.758
323	-.190	.041	-.067	-.365	404	-.456	.050	-.264	-.616
324	.081	.051	.230	-.081	405	-.444	.048	-.310	-.689
325	.177	.060	.366	-.004	406	-.418	.048	-.280	-.673
326	.212	.066	.418	.016	407	-.480	.055	-.313	-.811
327	.244	.076	.463	.031	408	-.468	.048	-.330	-.754
328	.305	.088	.535	.007	409	-.471	.048	-.309	-.622
329	.367	.110	.702	-.148	410	-.444	.046	-.303	-.604
330	.336	.194	.784	-.369	411	-.517	.069	-.322	-.916
331	-.210	.045	-.062	-.374	412	-.506	.057	-.328	-.776
332	.341	.183	.774	-.407	413	-.497	.050	-.352	-.728
333	-.256	.048	-.104	-.467	414	-.457	.047	-.298	-.653

WIND ENGINEERING STUDY OF DENVER SQUARE
DENVER, COLORADO, CONFIGURATION 3
WIND DIRECTION 255

PRESSURE TAP NUMBER	MEAN PRESSURE COEFFICIENT	RMS PRESSURE COEFFICIENT	MAXIMUM PRESSURE COEFFICIENT	MINIMUM PRESSURE COEFFICIENT	PRESSURE TAP NUMBER	MEAN PRESSURE COEFFICIENT	RMS PRESSURE COEFFICIENT	MAXIMUM PRESSURE COEFFICIENT	MINIMUM PRESSURE COEFFICIENT
415	-.462	.047	-.309	-.662	451	-.415	.061	-.242	-.671
416	-.465	.046	-.313	-.664	452	-.397	.061	-.185	-.647
417	-.534	.078	-.333	-1.018	453	-.317	.128	.002	-1.042
418	-.453	.048	-.300	-.626	454	-.406	.080	-.055	-.928
419	-.504	.086	-.279	-1.021	455	-.424	.081	-.155	-.966
420	-.496	.065	-.318	-1.060	456	-.286	.130	.027	-1.123
421	-.487	.057	-.343	-.857	457	-.405	.097	-.041	-.942
422	-.452	.051	-.318	-.685	458	-.425	.077	-.153	-.939
423	-.458	.050	-.312	-.679	501	-.656	.078	-.435	-.938
424	-.459	.049	-.313	-.662	502	-.357	.075	-.142	-.668
425	-.495	.089	-.267	-1.121	503	-.097	.061	.067	-.414
426	-.439	.058	-.270	-.682	504	-.307	.157	.027	-.745
427	-.483	.092	-.231	-1.437	505	-.485	.064	-.265	-.728
428	-.479	.082	-.276	-1.159	506	-.946	.165	-.350	-1.499
429	-.488	.085	-.310	-1.033	507	-1.009	.251	-.098	-1.607
430	-.460	.074	-.274	-1.117	508	-.950	.133	-.510	-1.458
431	-.439	.067	-.261	-.913					
432	-.448	.066	-.274	-.860					
433	-.525	.086	-.237	-1.133					
434	-.454	.074	-.251	-.829					
435	-.505	.086	-.167	-.880					
436	-.470	.080	-.225	-1.082					
437	-.456	.082	-.211	-.981					
438	-.423	.076	-.143	-.957					
439	-.503	.091	-.201	-1.247					
440	-.492	.084	-.184	-1.170					
441	-.476	.084	-.106	-.843					
442	-.440	.090	-.217	-1.117					
443	-.412	.077	-.213	-.866					
444	-.392	.073	-.126	-.758					
445	-.528	.075	-.330	-.886					
446	-.427	.010	-.406	-.457					
447	-.483	.047	-.343	-.714					
448	-.447	.064	-.275	-.722					
449	-.425	.078	-.106	-.770					
450	-.440	.071	-.243	-.963					

WIND ENGINEERING STUDY OF DENVER SQUARE
DENVER, COLORADO. CONFIGURATION 3
WIND DIRECTION 270

PFRESSURE TAP NUMBER	MEAN PRESSURE COEFFICIENT	RMS PRESSURE COEFFICIENT	MAXIMUM PRESSURE COEFFICIENT	MINIMUM PRESSURE COEFFICIENT	PRESSURE TAP NUMBER	MEAN PRESSURE COEFFICIENT	RMS PRESSURE COEFFICIENT	MAXIMUM PRESSURE COEFFICIENT	MINIMUM PRESSURE COEFFICIENT
101	-.381	.044	-.248	-.540	156	-.326	.062	-.056	-.557
102	-.361	.044	-.163	-.519	157	-.477	.055	-.326	-.731
103	-.375	.045	-.209	-.677	158	-.482	.057	-.322	-.737
104	-.387	.045	-.243	-.567	159	-.494	.067	-.336	-.915
105	-.393	.045	-.240	-.577	160	-.499	.075	-.322	-.830
106	-.370	.047	-.203	-.550	161	-.412	.080	-.091	-.801
107	-.385	.052	-.210	-.614	162	-.332	.072	-.098	-.593
108	-.411	.062	-.193	-.763	163	-.293	.063	-.048	-.586
109	-.378	.042	-.243	-.549	164	-.303	.054	-.130	-.623
110	-.361	.040	-.254	-.531	165	-.493	.065	-.325	-.789
111	-.380	.043	-.266	-.561	166	-.506	.076	-.312	-.961
112	-.398	.051	-.227	-.618	167	-.334	.084	-.022	-.597
113	-.373	.041	-.225	-.503	168	-.252	.070	-.027	-.547
114	-.353	.040	-.216	-.487	169	-.486	.069	-.281	-.786
115	-.368	.039	-.218	-.505	170	-.498	.084	-.263	-.928
116	-.383	.039	-.228	-.540	171	-.316	.089	-.006	-.656
117	-.398	.039	-.255	-.540	172	-.242	.071	.072	-.538
118	-.377	.040	-.245	-.519	201	-.058	.296	.772	-1.084
119	-.391	.045	-.239	-.565	202	.070	.143	.503	-.794
120	-.415	.054	-.243	-.664	203	.024	.116	.373	-.423
121	-.372	.043	-.234	-.537	204	-.011	.099	.395	-.285
122	-.394	.059	-.225	-.718	205	-.056	.091	.254	-.316
123	-.357	.048	-.201	-.538	206	-.219	.053	-.056	-.399
124	-.371	.047	-.219	-.553	207	.168	.249	.917	-.699
125	-.386	.046	-.255	-.553	208	.135	.120	.705	-.137
126	-.374	.044	-.243	-.523	209	.167	.120	.574	-.148
127	-.386	.043	-.219	-.519	210	.016	.092	.346	-.313
128	-.387	.042	-.249	-.528	211	.138	.269	.941	-.943
129	-.384	.045	-.197	-.573	212	.230	.149	.922	-.898
130	-.373	.059	-.154	-.665	213	.183	.116	.646	-.200
131	-.367	.053	-.193	-.555	214	.042	.091	.411	-.199
132	-.383	.063	-.181	-.685	215	-.072	.074	.226	-.295
133	-.436	.048	-.281	-.654	216	-.234	.045	-.045	-.365
134	-.442	.048	-.300	-.690	217	.114	.256	.787	-.797
135	-.449	.046	-.309	-.649	218	-.252	.045	-.010	-.383
136	-.462	.050	-.317	-.632	219	.074	.227	.675	-.803
137	-.467	.055	-.277	-.652	220	.181	.102	.567	-.551
138	-.416	.063	-.169	-.613	221	.146	.100	.604	-.122
139	-.376	.061	-.138	-.628	222	-.002	.077	.364	-.208
140	-.386	.066	-.199	-.736	223	-.105	.065	.203	-.284
141	-.448	.049	-.284	-.659	224	-.251	.045	-.095	-.429
142	-.370	.086	-.102	-.765	225	.100	.217	.711	-.831
143	-.454	.048	-.260	-.665	226	-.274	.046	-.071	-.423
144	-.463	.050	-.313	-.723	227	.053	.196	.591	-.698
145	-.456	.063	-.075	-.705	228	.134	.079	.471	-.203
146	-.348	.104	.035	-.679	229	.067	.072	.479	-.089
147	-.453	.048	-.277	-.651	230	-.100	.046	.137	-.235
148	-.456	.049	-.286	-.648	231	-.166	.041	.019	-.288
149	-.470	.056	-.102	-.687	232	-.303	.040	-.138	-.442
150	-.482	.059	-.293	-.737	233	.173	.204	.773	-.527
151	-.475	.062	-.188	-.743	234	-.446	.043	-.304	-.633
152	-.423	.075	.030	-.668	235	.132	.169	.695	-.531
153	-.348	.105	.140	-.632	236	-.101	.046	.124	-.255
154	-.339	.091	.023	-.692	237	-.109	.046	.097	-.249
155	-.462	.049	-.316	-.687	238	-.235	.049	-.045	-.387

WIND ENGINEERING STUDY OF DENVER SQUARE
DENVER, COLORADO. CONFIGURATION 3
WIND DIRECTION 270

PRESSURE TAP NUMBER	MEAN PRESSURE COEFFICIENT	RMS PRESSURE COEFFICIENT	MAXIMUM PRESSURE COEFFICIENT	MINIMUM PRESSURE COEFFICIENT	PRESSURE TAP NUMBER	MEAN PRESSURE COEFFICIENT	RMS PRESSURE COEFFICIENT	MAXIMUM PRESSURE COEFFICIENT	MINIMUM PRESSURE COEFFICIENT
239	.096	.187	.652	-.721	334	.022	.057	.209	-.158
240	.055	.095	.461	-.210	335	.120	.068	.351	-.076
241	-.088	.054	.149	-.243	336	.184	.079	.454	-.033
242	-.251	.037	-.098	-.373	337	.240	.087	.609	.006
243	-.306	.038	-.130	-.436	338	.293	.101	.733	.043
244	-.452	.042	-.269	-.591	339	.348	.116	.825	.058
245	.066	.200	.673	-.725	340	.392	.136	.867	-.069
246	-.438	.051	-.254	-.642	341	-.250	.050	-.096	-.515
247	-.023	.188	.557	-.918	342	.322	.146	.813	-.169
248	-.026	.101	.400	-.349	343	-.023	.059	.185	-.237
249	-.120	.064	.173	-.315	344	.098	.073	.381	-.090
250	-.240	.043	-.022	-.434	345	.203	.097	.618	-.052
251	-.279	.039	-.070	-.455	346	.287	.122	.813	-.033
252	-.395	.044	-.210	-.610	347	-.238	.047	-.072	-.546
253	-.205	.103	.337	-.566	348	-.031	.051	.158	-.184
254	-.190	.071	.107	-.461	349	.032	.058	.288	-.154
255	-.265	.043	-.101	-.421	350	.074	.024	.142	.013
256	-.179	.075	.175	-.469	351	.121	.075	.446	-.070
257	-.123	.051	.146	-.301	352	.160	.012	.190	.124
258	-.245	.042	-.075	-.413	353	.205	.100	.613	.001
301	-.142	.062	.094	-.383	354	.226	.116	.703	-.246
302	.060	.098	.552	-.218	355	-.234	.043	-.076	-.424
303	.091	.104	.450	-.266	356	.147	.088	.631	-.272
304	.133	.109	.503	-.220	357	-.233	.040	-.091	-.382
305	.154	.124	.600	-.193	358	-.060	.051	.160	-.193
306	.164	.135	.577	-.194	359	.022	.064	.284	-.122
307	.194	.149	.675	-.194	360	.080	.072	.413	-.076
308	.305	.180	.888	-.554	361	.129	.072	.469	-.016
309	.165	.099	.568	-.132	362	.145	.069	.518	-.028
310	.274	.114	.646	-.061	363	.135	.070	.458	-.088
311	.296	.122	.705	-.045	364	.080	.090	.457	-.360
312	.420	.160	.974	-.111	365	-.167	.042	.013	-.297
313	-.110	.061	.128	-.349	366	.026	.065	.300	-.103
314	.117	.084	.450	-.110	367	.112	.063	.413	-.034
315	.188	.093	.542	-.033	368	.069	.068	.351	-.160
316	.257	.099	.635	.006	369	-.188	.051	.015	-.384
317	.317	.110	.681	.022	370	.066	.082	.387	-.109
318	.339	.116	.698	.031	371	.176	.082	.501	-.009
319	.356	.123	.790	.047	372	.128	.069	.478	-.052
320	.376	.144	.885	-.542	401	-.433	.083	-.227	-1.176
321	-.115	.073	.292	-.374	402	-.399	.073	-.222	-1.058
322	.360	.158	.861	-.341	403	-.406	.073	-.197	-.872
323	-.129	.103	.729	-.376	404	-.414	.065	-.219	-.723
324	.087	.077	.331	-.260	405	-.420	.061	-.240	-.697
325	.181	.079	.543	-.015	406	-.391	.060	-.187	-.649
326	.222	.086	.595	.007	407	-.420	.069	-.245	-.800
327	.262	.095	.650	.034	408	-.420	.060	-.237	-.714
328	.320	.103	.796	.067	409	-.417	.057	-.231	-.668
329	.369	.113	.855	.073	410	-.388	.055	-.215	-.665
330	.352	.118	.920	-.269	411	-.445	.088	-.251	-.883
331	-.179	.060	.025	-.419	412	-.432	.065	-.230	-.782
332	.337	.110	.754	-.153	413	-.447	.071	-.252	-.860
333	-.248	.046	-.096	-.478	414	-.411	.068	-.218	-.812

WIND ENGINEERING STUDY OF DENVER SQUARE
DENVER, COLORADO. CONFIGURATION 3
WIND DIRECTION 270

PRESSURE TAP NUMBER	MEAN PRESSURE COEFFICIENT	RMS PRESSURE COEFFICIENT	MAXIMUM PRESSURE COEFFICIENT	MINIMUM PRESSURE COEFFICIENT	PRESSURE TAP NUMBER	MEAN PRESSURE COEFFICIENT	RMS PRESSURE COEFFICIENT	MAXIMUM PRESSURE COEFFICIENT	MINIMUM PRESSURE COEFFICIENT
415	-.414	.067	-.210	-.768	451	-.346	.053	-.211	-.704
416	-.416	.063	-.230	-.745	452	-.333	.051	-.176	-.571
417	-.467	.102	-.234	-1.122	453	-.274	.081	.009	-.723
418	-.385	.068	-.184	-.792	454	-.333	.061	-.066	-.679
419	-.452	.116	-.209	-1.110	455	-.347	.058	-.176	-.609
420	-.434	.086	-.189	-.878	456	-.252	.083	-.022	-.765
421	-.439	.085	-.242	-.980	457	-.320	.067	-.049	-.677
422	-.402	.082	-.175	-1.085	458	-.341	.057	-.163	-.609
423	-.404	.077	-.207	-1.141	501	-.534	.081	-.209	-.890
424	-.405	.071	-.215	-.922	502	-.262	.059	-.083	-.506
425	-.466	.125	-.233	-1.099	503	-.153	.101	.113	-.515
426	-.390	.084	-.097	-1.085	504	-.458	.121	-.060	-.825
427	-.434	.134	-.142	-1.224	505	-.456	.096	-.111	-.946
428	-.425	.102	-.128	-1.093	506	-.669	.158	-.239	-1.370
429	-.426	.096	-.192	-.913	507	-.427	.264	.114	-1.456
430	-.399	.095	-.136	-1.073	508	-.650	.225	-.055	-1.412
431	-.377	.083	-.171	-.931					
432	-.388	.081	-.157	-.913					
433	-.456	.132	-.183	-1.548					
434	-.395	.089	-.183	-1.114					
435	-.423	.112	-.033	-1.327					
436	-.388	.075	.003	-1.122					
437	-.384	.079	-.092	-1.098					
438	-.362	.074	-.175	-1.052					
439	-.417	.104	-.055	-1.122					
440	-.400	.086	-.050	-.991					
441	-.395	.074	-.153	-.896					
442	-.367	.078	-.189	-.955					
443	-.351	.068	-.188	-.824					
444	-.337	.066	-.101	-.739					
445	-.414	.111	-.105	-1.303					
446	-.325	.058	-.097	-.639					
447	-.360	.083	-.157	-.897					
448	-.351	.071	-.097	-.759					
449	-.350	.059	-.126	-.656					
450	-.363	.061	-.202	-.736					

WIND ENGINEERING STUDY OF DENVER SQUARE
DENVER, COLORADO. CONFIGURATION 3
WIND DIRECTION 285

PRESSURE TAP NUMBER	MEAN PRESSURE COEFFICIENT	RMS PRESSURE COEFFICIENT	MAXIMUM PRESSURE COEFFICIENT	MINIMUM PRESSURE COEFFICIENT	PRESSURE TAP NUMBER	MEAN PRESSURE COEFFICIENT	RMS PRESSURE COEFFICIENT	MAXIMUM PRESSURE COEFFICIENT	MINIMUM PRESSURE COEFFICIENT
101	-.320	.041	-.178	-.474	156	-.357	.053	-.053	-.524
102	-.302	.041	-.161	-.447	157	-.424	.048	-.274	-.644
103	-.312	.041	-.164	-.452	158	-.427	.049	-.275	-.653
104	-.319	.039	-.188	-.458	159	-.430	.050	-.272	-.673
105	-.332	.039	-.233	-.476	160	-.429	.057	-.271	-.807
106	-.314	.043	-.196	-.495	161	-.432	.054	-.248	-.622
107	-.334	.053	-.176	-.557	162	-.403	.051	-.122	-.590
108	-.368	.073	-.182	-.721	163	-.372	.050	-.172	-.583
109	-.323	.041	-.205	-.486	164	-.357	.049	-.152	-.548
110	-.303	.040	-.184	-.456	165	-.430	.055	-.247	-.656
111	-.319	.042	-.158	-.461	166	-.434	.059	-.257	-.789
112	-.342	.050	-.136	-.581	167	-.398	.052	-.202	-.605
113	-.320	.038	-.185	-.456	168	-.337	.054	-.099	-.586
114	-.300	.037	-.164	-.429	169	-.433	.055	-.262	-.703
115	-.312	.037	-.187	-.441	170	-.436	.057	-.275	-.736
116	-.324	.036	-.208	-.456	171	-.389	.057	-.178	-.616
117	-.340	.035	-.244	-.479	172	-.326	.059	-.107	-.530
118	-.322	.037	-.193	-.476	201	-.514	.252	.218	-1.356
119	-.340	.043	-.203	-.551	202	-.132	.093	.078	-.822
120	-.377	.062	-.209	-.664	203	-.160	.054	.021	-.364
121	-.310	.036	-.184	-.470	204	-.202	.043	-.033	-.351
122	-.353	.065	-.128	-.809	205	-.242	.042	-.065	-.430
123	-.292	.039	-.152	-.480	206	-.342	.039	-.204	-.485
124	-.306	.038	-.148	-.492	207	-.246	.208	.324	-1.163
125	-.324	.040	-.221	-.462	208	-.067	.064	.167	-.421
126	-.308	.039	-.197	-.455	209	-.009	.065	.222	-.324
127	-.316	.039	-.202	-.503	210	-.129	.046	.038	-.330
128	-.322	.043	-.178	-.544	211	-.223	.256	.430	-1.176
129	-.348	.049	-.211	-.628	212	.042	.138	.335	-.721
130	-.354	.072	-.148	-.855	213	.003	.088	.314	-.508
131	-.312	.044	-.167	-.476	214	-.124	.056	.093	-.341
132	-.351	.073	-.164	-.875	215	-.214	.043	-.053	-.379
133	-.391	.050	-.241	-.577	216	-.362	.037	-.245	-.487
134	-.399	.048	-.251	-.589	217	-.111	.263	.604	-1.175
135	-.418	.049	-.260	-.598	218	-.353	.038	-.222	-.482
136	-.430	.052	-.280	-.631	219	-.025	.232	.562	-.961
137	-.395	.051	-.122	-.604	220	.092	.107	.353	-.683
138	-.359	.052	-.137	-.584	221	.003	.078	.353	-.305
139	-.347	.050	-.146	-.558	222	-.147	.048	.050	-.348
140	-.357	.064	-.181	-.644	223	-.228	.040	-.090	-.392
141	-.412	.047	-.259	-.661	224	-.359	.040	-.240	-.491
142	-.363	.068	-.161	-.777	225	.020	.208	.566	-.832
143	-.430	.046	-.286	-.652	226	-.374	.060	.237	-.592
144	-.443	.051	-.304	-.711	227	.024	.192	.539	-.691
145	-.401	.064	-.018	-.575	228	.074	.087	.353	-.428
146	-.326	.081	.068	-.604	229	-.030	.066	.228	-.225
147	-.421	.044	-.266	-.595	230	-.207	.034	-.086	-.327
148	-.419	.044	-.266	-.569	231	-.288	.032	-.161	-.406
149	-.436	.043	-.306	-.604	232	-.412	.043	-.273	-.575
150	-.447	.047	-.315	-.629	233	.049	.188	.566	-.679
151	-.440	.048	-.281	-.667	234	-.370	.042	-.238	-.542
152	-.390	.066	-.053	-.572	235	.062	.134	.541	-.469
153	-.351	.081	.105	-.590	236	-.161	.037	-.015	-.288
154	-.358	.065	-.083	-.622	237	-.139	.041	.019	-.300
155	-.421	.046	-.272	-.577	238	-.224	.043	-.032	-.408

WIND ENGINEERING STUDY OF DENVER SQUARE
DENVER, COLORADO. CONFIGURATION 3
WIND DIRECTION 285

PRESSURE TAP NUMBER	MEAN PRESSURE COEFFICIENT	RMS PRESSURE COEFFICIENT	MAXIMUM PRESSURE COEFFICIENT	MINIMUM PRESSURE COEFFICIENT	PRESSURE TAP NUMBER	MEAN PRESSURE COEFFICIENT	RMS PRESSURE COEFFICIENT	MAXIMUM PRESSURE COEFFICIENT	MINIMUM PRESSURE COEFFICIENT
239	.020	.142	.422	-.624	334	-.042	.047	.156	-.269
240	-.011	.066	.242	-.223	335	.046	.052	.270	-.197
241	-.126	.040	.047	-.281	336	.114	.061	.373	-.104
242	-.268	.037	-.145	-.439	337	.223	.080	.595	.001
243	-.302	.036	-.195	-.469	338	.303	.100	.688	.032
244	-.383	.038	-.272	-.516	339	.388	.121	.793	-.010
245	.024	.117	.598	-.508	340	.442	.140	.933	-.060
246	-.378	.043	-.225	-.654	341	-.251	.048	-.106	-.522
247	-.031	.106	.501	-.432	342	.391	.146	.943	-.082
248	-.062	.065	.303	-.281	343	-.064	.061	.245	-.298
249	-.138	.045	.115	-.331	344	.044	.071	.373	-.175
250	-.247	.037	-.112	-.391	345	.143	.094	.595	-.094
251	-.272	.034	-.168	-.395	346	.260	.130	.885	-.048
252	-.337	.039	-.209	-.486	347	-.270	.038	-.134	-.517
253	-.134	.083	.300	-.389	348	-.107	.040	.069	-.250
254	-.172	.058	.075	-.381	349	-.048	.046	.157	-.219
255	-.240	.037	-.097	-.366	350	-.009	.052	.229	-.187
256	-.140	.064	.244	-.336	351	.050	.066	.322	-.172
257	-.134	.048	.125	-.276	352	.111	.082	.436	-.170
258	-.233	.039	-.048	-.392	353	.171	.096	.602	-.088
301	-.212	.111	.207	-.658	354	.220	.119	.730	-.115
302	.056	.150	.547	-.491	355	-.271	.034	-.144	-.401
303	.109	.151	.614	-.502	356	.130	.094	.617	-.129
304	.136	.149	.625	-.496	357	-.258	.034	-.118	-.385
305	.219	.148	.623	-.394	358	-.106	.040	.041	-.235
306	.282	.148	.759	-.318	359	-.028	.048	.195	-.188
307	.367	.153	.790	-.266	360	.027	.054	.275	-.175
308	.432	.156	.894	-.303	361	.060	.064	.309	-.107
309	.149	.147	.635	-.431	362	.076	.072	.404	-.126
310	.309	.164	.885	-.161	363	.081	.082	.513	-.176
311	.403	.171	.927	-.236	364	.070	.096	.505	-.281
312	.532	.174	1.039	-.126	365	-.180	.040	-.022	-.326
313	-.220	.097	.158	-.724	366	-.002	.060	.279	-.160
314	.065	.107	.476	-.315	367	.077	.062	.354	-.082
315	.165	.115	.575	-.141	368	.037	.074	.425	-.165
316	.229	.126	.665	-.123	369	-.210	.044	-.028	-.385
317	.308	.141	.843	-.074	370	.009	.069	.335	-.185
318	.387	.156	.861	-.056	371	.108	.070	.403	-.062
319	.451	.170	.945	-.018	372	.078	.070	.429	-.106
320	.431	.174	.903	-.255	401	-.428	.125	-.113	-1.074
321	-.247	.092	.093	-.723	402	-.382	.094	-.092	-.968
322	.432	.197	.979	-.207	403	-.405	.102	-.101	-1.090
323	-.246	.069	-.018	-.578	404	-.451	.108	-.200	-1.045
324	-.027	.061	.209	-.242	405	-.452	.097	-.193	-.995
325	.060	.065	.368	-.158	406	-.415	.081	-.188	-.940
326	.135	.072	.428	-.081	407	-.398	.098	-.033	-.837
327	.222	.094	.593	-.057	408	-.411	.091	-.051	-.840
328	.298	.122	.747	-.053	409	-.423	.087	-.175	-.836
329	.382	.149	.931	-.113	410	-.394	.079	-.199	-.881
330	.415	.175	.990	-.249	411	-.429	.120	-.057	-1.039
331	-.289	.073	-.074	-.775	412	-.418	.092	-.125	-.792
332	.412	.165	.978	-.194	413	-.427	.104	-.096	-.905
333	-.248	.052	-.003	-.597	414	-.413	.114	-.045	-1.257

WIND ENGINEERING STUDY OF DENVER SQUARE
DENVER, COLORADO. CONFIGURATION 3
WIND DIRECTION 285

PRESSURE TAP NUMBER	MEAN PRESSURE COEFFICIENT	RMS PRESSURE COEFFICIENT	MAXIMUM PRESSURE COEFFICIENT	MINIMUM PRESSURE COEFFICIENT	PRESSURE TAP NUMBER	MEAN PRESSURE COEFFICIENT	RMS PRESSURE COEFFICIENT	MAXIMUM PRESSURE COEFFICIENT	MINIMUM PRESSURE COEFFICIENT
415	-.416	.114	-.053	-1.310	451	-.370	.052	-.223	-.711
416	-.414	.104	-.069	-1.460	452	-.357	.051	-.214	-.628
417	-.447	.129	-.181	-1.113	453	-.325	.053	-.167	-.613
418	-.399	.119	-.125	-1.292	454	-.360	.050	-.184	-.677
419	-.425	.142	-.078	-1.242	455	-.366	.052	-.205	-.658
420	-.411	.111	-.057	-.961	456	-.306	.056	-.116	-.629
421	-.432	.132	-.060	-1.107	457	-.350	.052	-.099	-.658
422	-.430	.155	-.089	-1.290	458	-.361	.053	-.191	-.599
423	-.434	.155	-.069	-1.805	501	-.378	.111	.035	-.759
424	-.430	.137	-.092	-1.373	502	-.195	.064	.026	-.541
425	-.420	.140	-.054	-1.510	503	-.312	.098	.086	-.780
426	-.402	.149	-.029	-1.274	504	-.505	.120	-.068	-.943
427	-.381	.146	-.056	-1.241	505	-.762	.157	-.254	-1.658
428	-.371	.111	.005	-.968	506	-.771	.111	-.427	-1.421
429	-.377	.112	.041	-1.089	507	-1.001	.167	-.472	-1.714
430	-.382	.140	-.029	-1.363	508	-.683	.163	-.186	-1.199
431	-.367	.133	-.035	-1.719					
432	-.375	.125	-.050	-1.293					
433	-.441	.120	-.200	-1.239					
434	-.389	.097	-.149	-1.528					
435	-.422	.095	-.221	-1.067					
436	-.387	.064	-.196	-.735					
437	-.387	.057	-.211	-.679					
438	-.374	.058	-.187	-.759					
439	-.425	.083	-.184	-.938					
440	-.405	.071	-.196	-1.121					
441	-.399	.061	-.224	-.774					
442	-.379	.063	-.209	-.866					
443	-.370	.060	-.208	-.817					
444	-.357	.058	-.188	-.777					
445	-.413	.073	-.173	-1.203					
446	-.360	.052	-.197	-.652					
447	-.381	.055	-.217	-.711					
448	-.369	.045	-.211	-.644					
449	-.376	.048	-.226	-.593					
450	-.378	.055	-.226	-.727					

WIND ENGINEERING STUDY OF DENVER SQUARE
DENVER, COLORADO. CONFIGURATION 3
WIND DIRECTION 300

PRESSURE TAP NUMBER	MEAN PRESSURE COEFFICIENT	RMS PRESSURE COEFFICIENT	MAXIMUM PRESSURE COEFFICIENT	MINIMUM PRESSURE COEFFICIENT	PRESSURE TAP NUMBER	MEAN PRESSURE COEFFICIENT	RMS PRESSURE COEFFICIENT	MAXIMUM PRESSURE COEFFICIENT	MINIMUM PRESSURE COEFFICIENT
101	-.308	.048	-.124	-.503	156	-.247	.050	-.077	-.440
102	-.306	.047	-.138	-.493	157	-.312	.041	-.176	-.470
103	-.313	.045	-.161	-.500	158	-.320	.040	-.191	-.473
104	-.315	.042	-.179	-.485	159	-.333	.042	-.203	-.554
105	-.321	.046	-.161	-.537	160	-.341	.050	-.202	-.584
106	-.326	.051	-.153	-.528	161	-.311	.060	.030	-.513
107	-.341	.063	-.092	-.627	162	-.251	.061	-.009	-.408
108	-.362	.084	-.110	-.725	163	-.226	.048	-.033	-.372
109	-.314	.044	-.190	-.494	164	-.242	.043	-.023	-.437
110	-.313	.039	-.211	-.475	165	-.317	.041	-.200	-.455
111	-.332	.044	-.195	-.510	166	-.338	.047	-.161	-.586
112	-.341	.063	-.119	-.589	167	-.279	.066	0.000	-.486
113	-.306	.043	-.176	-.577	168	-.223	.051	-.015	-.366
114	-.305	.041	-.173	-.476	169	-.311	.041	-.193	-.467
115	-.316	.039	-.201	-.494	170	-.330	.047	-.208	-.507
116	-.318	.038	-.211	-.469	171	-.268	.060	-.015	-.418
117	-.329	.041	-.211	-.580	172	-.217	.050	-.021	-.384
118	-.334	.050	-.195	-.793	201	-.913	.169	-.321	-1.763
119	-.353	.067	-.164	-.899	202	-.778	.267	-.068	-2.087
120	-.381	.094	-.116	-.955	203	-.408	.192	.027	-1.268
121	-.292	.039	-.186	-.613	204	-.247	.050	.007	-.572
122	-.371	.091	-.057	-.839	205	-.279	.040	-.127	-.625
123	-.276	.039	-.141	-.427	206	-.351	.038	-.215	-.501
124	-.280	.038	-.147	-.443	207	-.724	.170	-.074	-1.401
125	-.283	.035	-.150	-.436	208	-.264	.160	.129	-.896
126	-.282	.034	-.159	-.424	209	-.154	.094	.179	-.637
127	-.304	.038	-.138	-.464	210	-.197	.055	.036	-.490
128	-.318	.050	-.147	-.573	211	-.775	.232	.101	-1.809
129	-.334	.065	-.091	-.665	212	-.571	.326	.098	-1.607
130	-.361	.092	-.076	-.890	213	-.290	.204	.093	-1.335
131	-.272	.042	-.109	-.409	214	-.223	.046	-.004	-.449
132	-.344	.094	-.045	-.741	215	-.278	.037	-.099	-.434
133	-.304	.042	-.135	-.441	216	-.372	.038	-.233	-.532
134	-.313	.040	-.160	-.441	217	-.736	.289	.364	-1.936
135	-.326	.041	-.179	-.483	218	-.359	.038	-.218	-.507
136	-.320	.046	-.114	-.474	219	-.472	.257	.481	-1.838
137	-.293	.045	-.134	-.488	220	-.158	.110	.310	-.957
138	-.293	.055	-.113	-.644	221	-.159	.056	.061	-.447
139	-.314	.071	-.069	-.816	222	-.232	.035	-.093	-.353
140	-.335	.098	-.017	-1.073	223	-.276	.032	-.147	-.422
141	-.314	.042	-.144	-.471	224	-.346	.038	-.190	-.527
142	-.311	.101	-.038	-1.179	225	-.270	.218	.283	-1.150
143	-.326	.041	-.194	-.474	226	-.351	.041	-.182	-.505
144	-.342	.045	-.187	-.522	227	-.120	.143	.393	-.739
145	-.253	.059	-.005	-.432	228	-.077	.062	.233	-.329
146	-.226	.064	.009	-.561	229	-.139	.052	.071	-.351
147	-.319	.041	-.161	-.456	230	-.243	.036	-.113	-.378
148	-.319	.040	-.155	-.474	231	-.288	.036	-.156	-.416
149	-.345	.044	-.211	-.515	232	-.357	.040	-.227	-.510
150	-.359	.048	-.212	-.607	233	-.032	.129	.513	-.568
151	-.308	.056	.017	-.551	234	-.304	.039	-.176	-.448
152	-.222	.062	.056	-.432	235	-.015	.093	.434	-.327
153	-.205	.057	-.014	-.461	236	-.180	.035	-.044	-.300
154	-.257	.064	-.017	-.534	237	-.165	.040	.018	-.318
155	-.316	.042	-.178	-.488	238	-.222	.038	-.050	-.379

WIND ENGINEERING STUDY OF DENVER SQUARE
DENVER, COLORADO, CONFIGURATION 3
WIND DIRECTION 300

PRESSURE TAP NUMBER	MEAN PRESSURE COEFFICIENT	RMS PRESSURE COEFFICIENT	MAXIMUM PRESSURE COEFFICIENT	MINIMUM PRESSURE COEFFICIENT	PRESSURE TAP NUMBER	MEAN PRESSURE COEFFICIENT	RMS PRESSURE COEFFICIENT	MAXIMUM PRESSURE COEFFICIENT	MINIMUM PRESSURE COEFFICIENT
239	-.052	.104	.294	-.536	334	-.203	.060	.031	-.428
240	-.079	.052	.132	-.220	335	-.136	.059	.089	-.326
241	-.160	.037	0.000	-.333	336	-.077	.064	.192	-.320
242	-.250	.032	-.139	-.394	337	.003	.067	.232	-.256
243	-.268	.031	-.166	-.401	338	.066	.073	.355	-.207
244	-.305	.035	-.186	-.439	339	.130	.083	.516	-.154
245	-.074	.097	.281	-.487	340	.169	.111	.732	-.318
246	-.309	.037	-.182	-.444	341	-.321	.098	-.040	-.796
247	-.128	.090	.188	-.564	342	.130	.108	.586	-.342
248	-.127	.039	.114	-.265	343	-.176	.059	.038	-.482
249	-.180	.032	-.033	-.337	344	-.104	.055	.135	-.354
250	-.240	.029	-.148	-.379	345	-.026	.061	.259	-.286
251	-.253	.027	-.166	-.363	346	.079	.081	.583	-.220
252	-.287	.031	-.195	-.405	347	-.281	.064	-.124	-.619
253	-.154	.068	.074	-.482	348	-.194	.043	-.033	-.368
254	-.177	.031	-.055	-.283	349	-.171	.046	-.015	-.360
255	-.230	.028	-.111	-.331	350	-.150	.048	.009	-.317
256	-.151	.053	.077	-.337	351	-.102	.051	.132	-.277
257	-.167	.034	.067	-.289	352	-.043	.057	.243	-.253
258	-.234	.030	-.095	-.326	353	.018	.062	.323	-.241
301	-.065	.099	.329	-.481	354	.059	.080	.485	-.222
302	.301	.129	.708	-.246	355	-.251	.044	-.090	-.508
303	.347	.135	.757	-.255	356	.029	.068	.360	-.198
304	.355	.139	.801	-.187	357	-.240	.037	-.124	-.431
305	.351	.160	.917	-.237	358	-.200	.039	-.040	-.351
306	.354	.162	.788	-.241	359	-.180	.043	-.003	-.355
307	.363	.164	.880	-.246	360	-.156	.047	.007	-.349
308	.239	.156	.692	-.335	361	-.142	.049	.010	-.314
309	.357	.133	.756	-.093	362	-.113	.051	.062	-.309
310	.537	.158	1.006	-.049	363	-.045	.056	.189	-.265
311	.563	.172	1.067	.065	364	.007	.065	.363	-.204
312	.492	.167	.939	-.083	365	-.212	.037	-.083	-.337
313	-.181	.107	.206	-.625	366	-.169	.045	-.021	-.342
314	.168	.121	.650	-.279	367	-.097	.048	.053	-.331
315	.278	.123	.702	-.188	368	.035	.081	.525	-.218
316	.350	.131	.785	-.105	369	-.222	.038	-.065	-.471
317	.414	.151	.898	-.007	370	-.162	.045	.010	-.296
318	.440	.161	.920	.024	371	-.083	.051	.101	-.278
319	.419	.167	.893	-.047	372	-.004	.053	.255	-.176
320	.174	.170	.696	-.437	401	-.411	.146	-.033	-1.429
321	-.327	.121	.133	-.941	402	-.429	.140	-.010	-1.054
322	.159	.161	.785	-.421	403	-.516	.169	-.046	-1.180
323	-.402	.111	-.084	-.883	404	-.665	.196	-.173	-1.512
324	-.174	.081	.127	-.436	405	-.675	.178	-.229	-1.557
325	-.080	.076	.262	-.364	406	-.690	.239	-.243	-2.478
326	.007	.076	.342	-.264	407	-.389	.135	.085	-1.036
327	.112	.080	.470	-.161	408	-.535	.149	.076	-1.247
328	.185	.088	.582	-.148	409	-.614	.163	-.125	-1.348
329	.242	.111	.708	-.133	410	-.631	.182	-.231	-1.534
330	.168	.142	.736	-.370	411	-.447	.162	.054	-1.308
331	-.436	.113	-.126	-.886	412	-.453	.138	.094	-1.077
332	.156	.126	.745	-.277	413	-.529	.152	.061	-1.199
333	-.365	.107	-.040	-.843	414	-.628	.182	-.113	-1.689

WIND ENGINEERING STUDY OF DENVER SQUARE
DENVER, COLORADO. CONFIGURATION 3
WIND DIRECTION 300

PRESSURE TAP NUMBER	MEAN PRESSURE COEFFICIENT	RMS PRESSURE COEFFICIENT	MAXIMUM PRESSURE COEFFICIENT	MINIMUM PRESSURE COEFFICIENT	PRESSURE TAP NUMBER	MEAN PRESSURE COEFFICIENT	RMS PRESSURE COEFFICIENT	MAXIMUM PRESSURE COEFFICIENT	MINIMUM PRESSURE COEFFICIENT
415	-.625	.182	-.071	-1.955	451	-.286	.046	-.135	-.524
416	-.599	.165	-.150	-1.738	452	-.269	.047	-.110	-.587
417	-.443	.170	.021	-1.527	453	-.265	.053	-.087	-.495
418	-.583	.184	-.138	-1.668	454	-.258	.041	-.089	-.452
419	-.414	.156	.070	-1.445	455	-.280	.048	-.080	-.519
420	-.418	.148	.138	-.981	456	-.253	.054	-.074	-.524
421	-.466	.167	.235	-1.192	457	-.244	.040	-.017	-.387
422	-.564	.194	.009	-1.507	458	-.277	.047	-.135	-.524
423	-.591	.211	-.118	-1.768	501	-.230	.140	.101	-.943
424	-.577	.200	-.164	-1.932	502	-.289	.108	.033	-.832
425	-.386	.145	.001	-1.073	503	-.338	.129	.210	-.951
426	-.554	.213	-.083	-1.732	504	-.580	.153	-.086	-1.189
427	-.349	.140	.089	-1.094	505	-.827	.125	-.441	-1.764
428	-.344	.125	.146	-.961	506	-.890	.107	-.550	-1.281
429	-.372	.136	.144	-.917	507	-1.136	.170	-.581	-2.067
430	-.463	.171	.061	-1.368	508	-.425	.127	-.150	-1.024
431	-.479	.183	.040	-1.631					
432	-.486	.188	-.052	-1.619					
433	-.342	.134	.047	-1.036					
434	-.438	.178	-.033	-1.757					
435	-.322	.110	.065	-.829					
436	-.337	.085	-.033	-.807					
437	-.359	.091	-.069	-.887					
438	-.365	.120	-.077	-1.368					
439	-.339	.111	-.041	-.917					
440	-.325	.090	-.065	-.700					
441	-.337	.078	-.066	-.753					
442	-.348	.091	-.125	-.852					
443	-.348	.104	-.138	-1.087					
444	-.336	.113	-.089	-1.180					
445	-.326	.089	-.009	-.993					
446	-.286	.064	-.114	-.689					
447	-.313	.078	-.075	-.823					
448	-.294	.059	-.126	-.649					
449	-.294	.048	-.071	-.513					
450	-.289	.047	-.154	-.578					

WIND ENGINEERING STUDY OF DENVER SQUARE
DENVER, COLORADO. CONFIGURATION 3
WIND DIRECTION 315

PRESSURE TAP NUMBER	MEAN PRESSURE COEFFICIENT	RMS PRESSURE COEFFICIENT	MAXIMUM PRESSURE COEFFICIENT	MINIMUM PRESSURE COEFFICIENT	PRESSURE TAP NUMBER	MEAN PRESSURE COEFFICIENT	RMS PRESSURE COEFFICIENT	MAXIMUM PRESSURE COEFFICIENT	MINIMUM PRESSURE COEFFICIENT
101	-.263	.059	-.077	-.552	156	-.206	.028	-.106	-.399
102	-.249	.053	-.071	-.462	157	-.252	.043	-.127	-.436
103	-.256	.052	-.083	-.465	158	-.262	.043	-.133	-.435
104	-.260	.052	-.095	-.466	159	-.282	.048	-.139	-.430
105	-.268	.051	-.120	-.495	160	-.276	.057	-.133	-.501
106	-.264	.050	-.099	-.481	161	-.216	.041	-.078	-.374
107	-.272	.054	-.090	-.514	162	-.196	.031	-.062	-.305
108	-.276	.060	-.086	-.523	163	-.204	.026	-.080	-.317
109	-.270	.057	-.029	-.540	164	-.201	.027	-.110	-.296
110	-.258	.045	-.084	-.414	165	-.254	.042	-.133	-.395
111	-.274	.044	-.122	-.471	166	-.274	.050	-.130	-.494
112	-.275	.054	-.095	-.546	167	-.214	.037	-.074	-.379
113	-.260	.055	-.066	-.562	168	-.195	.028	-.113	-.331
114	-.251	.049	-.063	-.432	169	-.256	.045	-.146	-.448
115	-.259	.046	-.092	-.420	170	-.274	.053	-.148	-.557
116	-.265	.043	-.135	-.414	171	-.212	.037	-.036	-.356
117	-.276	.041	-.129	-.451	172	-.194	.027	-.072	-.328
118	-.278	.047	-.132	-.538	201	-.813	.151	-.347	-1.834
119	-.296	.073	-.129	-1.048	202	-.847	.175	-.264	-1.631
120	-.303	.091	-.104	-1.041	203	-.735	.213	-.110	-1.556
121	-.243	.046	-.090	-.447	204	-.330	.126	-.008	-1.081
122	-.311	.107	-.081	-1.069	205	-.303	.094	-.029	-1.135
123	-.222	.044	-.069	-.380	206	-.328	.064	-.105	-.746
124	-.227	.043	-.093	-.396	207	-.809	.159	.120	-1.651
125	-.233	.040	-.093	-.379	208	-.555	.209	.059	-1.154
126	-.233	.038	-.113	-.370	209	-.354	.166	.144	-1.199
127	-.255	.043	-.131	-.412	210	-.239	.089	.056	-.610
128	-.267	.057	-.102	-.680	211	-.951	.302	-.021	-1.992
129	-.275	.073	-.099	-.976	212	-.718	.346	.014	-1.678
130	-.279	.088	-.083	-.892	213	-.459	.272	.086	-1.699
131	-.217	.043	-.080	-.427	214	-.270	.086	.110	-.957
132	-.267	.079	-.042	-.902	215	-.281	.058	-.054	-.671
133	-.246	.044	-.086	-.495	216	-.332	.048	-.164	-.518
134	-.253	.044	-.089	-.417	217	-.690	.391	.363	-2.145
135	-.267	.046	-.112	-.448	218	-.328	.050	-.143	-.589
136	-.254	.048	-.101	-.472	219	-.304	.256	.403	-1.494
137	-.249	.040	-.133	-.405	220	-.204	.167	.189	-1.202
138	-.258	.045	-.139	-.459	221	-.193	.101	.152	-.810
139	-.274	.064	-.124	-.684	222	-.236	.052	-.056	-.457
140	-.267	.087	-.075	-1.082	223	-.268	.044	-.083	-.499
141	-.252	.043	-.130	-.409	224	-.315	.043	-.173	-.463
142	-.238	.073	-.023	-.943	225	-.207	.215	.521	-1.506
143	-.265	.042	-.146	-.421	226	-.305	.046	-.155	-.511
144	-.277	.053	-.142	-.491	227	-.148	.189	.359	-1.586
145	-.202	.037	-.032	-.332	228	-.134	.119	.240	-.689
146	-.203	.041	-.095	-.507	229	-.174	.089	.158	-.613
147	-.256	.043	-.125	-.405	230	-.241	.051	.002	-.490
148	-.253	.044	-.125	-.411	231	-.270	.046	0.000	-.521
149	-.284	.054	-.140	-.497	232	-.307	.045	-.123	-.472
150	-.285	.058	-.124	-.531	233	-.072	.177	.501	-1.185
151	-.222	.043	-.072	-.421	234	-.262	.043	-.117	-.427
152	-.180	.034	-.044	-.314	235	-.040	.135	.503	-.771
153	-.192	.033	-.048	-.373	236	-.175	.059	.090	-.515
154	-.213	.039	-.101	-.661	237	-.173	.048	.096	-.455
155	-.255	.045	-.137	-.543	238	-.211	.040	-.052	-.416

WIND ENGINEERING STUDY OF DENVER SQUARE
DENVER, COLORADO. CONFIGURATION 3
WIND DIRECTION 315

PRESSURE TAP NUMBER	MEAN PRESSURE COEFFICIENT	RMS PRESSURE COEFFICIENT	MAXIMUM PRESSURE COEFFICIENT	MINIMUM PRESSURE COEFFICIENT	PRESSURE TAP NUMBER	MEAN PRESSURE COEFFICIENT	RMS PRESSURE COEFFICIENT	MAXIMUM PRESSURE COEFFICIENT	MINIMUM PRESSURE COEFFICIENT
239	-.042	.131	.337	-1.256	334	-.260	.082	.007	-1.019
240	-.080	.082	.278	-.606	335	-.222	.095	.091	-1.003
241	-.161	.060	.112	-.501	336	-.172	.113	.251	-.675
242	-.253	.045	-.063	-.458	337	-.139	.131	.229	-.620
243	-.259	.042	-.132	-.466	338	-.127	.154	.310	-.907
244	-.269	.042	-.151	-.482	339	-.131	.172	.473	-1.578
245	-.071	.122	.344	-1.127	340	-.163	.219	.530	-1.684
246	-.271	.044	-.145	-.507	341	-.295	.081	-.054	-.677
247	-.143	.106	.160	-.698	342	-.114	.197	.359	-1.471
248	-.141	.052	.070	-.431	343	-.232	.085	.001	-.807
249	-.196	.042	-.040	-.377	344	-.153	.109	.138	-1.440
250	-.253	.035	-.136	-.397	345	-.120	.129	.313	-.986
251	-.254	.034	-.139	-.400	346	-.070	.130	.401	-.994
252	-.257	.037	-.130	-.401	347	-.288	.074	-.093	-.934
253	-.149	.070	.109	-.579	348	-.231	.083	-.040	-.912
254	-.194	.036	-.033	-.338	349	-.206	.092	.051	-1.010
255	-.228	.032	-.118	-.370	350	-.188	.100	.091	-.871
256	-.138	.060	.102	-.480	351	-.161	.106	.169	-1.082
257	-.183	.039	-.018	-.322	352	-.128	.102	.304	-.799
258	-.229	.033	-.112	-.334	353	-.108	.103	.244	-1.052
301	.065	.163	.568	-.783	354	-.084	.140	.379	-.819
302	.444	.165	.909	-.276	355	-.268	.082	-.048	-1.135
303	.487	.162	.984	-.442	356	-.030	.108	.367	-.528
304	.495	.162	.985	-.318	357	-.240	.084	.063	-.922
305	.479	.166	.997	-.404	358	-.215	.093	.148	-.831
306	.469	.158	.888	-.374	359	-.205	.096	.311	-.754
307	.429	.152	.825	-.314	360	-.197	.095	.211	-.724
308	.174	.124	.590	-.442	361	-.199	.101	.268	-.772
309	.362	.167	.900	-.497	362	-.189	.093	.295	-.576
310	.539	.180	1.111	-.315	363	-.111	.094	.223	-.507
311	.517	.180	1.145	-.210	364	-.040	.112	.359	-.560
312	.401	.162	.922	-.365	365	-.199	.055	.009	-.449
313	-.190	.136	.218	-.716	366	-.172	.075	.187	-.350
314	.102	.177	.601	-.539	367	-.155	.081	.162	-.421
315	.149	.186	.652	-.416	368	-.037	.098	.362	-.311
316	.153	.186	.772	-.389	369	-.183	.055	.199	-.440
317	.125	.176	.725	-.392	370	-.157	.077	.466	-.389
318	.131	.174	.733	-.369	371	-.136	.079	.271	-.392
319	.116	.177	.643	-.515	372	-.060	.066	.241	-.248
320	-.103	.199	.602	-.786	401	-.277	.075	-.035	-.758
321	-.294	.135	.120	-.816	402	-.244	.121	.089	-.908
322	-.138	.208	.742	-.763	403	-.298	.174	.162	-1.050
323	-.345	.106	.110	-.901	404	-.599	.250	.065	-1.408
324	-.265	.099	.153	-.634	405	-.766	.241	.030	-1.710
325	-.276	.096	.098	-.581	406	-.875	.312	-.152	-2.376
326	-.254	.099	.288	-.533	407	-.179	.117	.174	-.794
327	-.217	.120	.312	-.571	408	-.333	.209	.220	-1.117
328	-.179	.141	.395	-.601	409	-.562	.245	.191	-1.520
329	-.191	.164	.344	-.715	410	-.778	.228	-.092	-1.739
330	-.198	.191	.463	-.805	411	-.272	.103	.020	-1.066
331	-.362	.099	-.060	-.976	412	-.267	.136	.188	-.932
332	-.216	.209	.506	-1.145	413	-.361	.187	.117	-1.045
333	-.308	.088	-.067	-.727	414	-.625	.215	.086	-1.599

WIND ENGINEERING STUDY OF DENVER SQUARE
DENVER, COLORADO. CONFIGURATION 3
WIND DIRECTION 315

PRESSURE TAP NUMBER	MEAN PRESSURE COEFFICIENT	RMS PRESSURE COEFFICIENT	MAXIMUM PRESSURE COEFFICIENT	MINIMUM PRESSURE COEFFICIENT	PRESSURE TAP NUMBER	MEAN PRESSURE COEFFICIENT	RMS PRESSURE COEFFICIENT	MAXIMUM PRESSURE COEFFICIENT	MINIMUM PRESSURE COEFFICIENT
415	-.637	.224	-.030	-1.851	451	-.225	.044	-.003	-.738
416	-.602	.214	-.065	-2.119	452	-.217	.055	-.041	-.691
417	-.270	.094	.050	-.966	453	-.205	.030	-.106	-.294
418	-.506	.215	-.041	-1.785	454	-.208	.035	-.072	-.412
419	-.253	.084	.009	-.881	455	-.215	.044	-.047	-.418
420	-.241	.099	.107	-.695	456	-.192	.031	-.075	-.308
421	-.277	.139	.238	-.987	457	-.200	.035	-.068	-.317
422	-.435	.209	.141	-1.394	458	-.208	.042	.027	-.386
423	-.500	.247	-.009	-1.751	501	-.182	.137	.189	-.755
424	-.516	.248	-.032	-1.966	502	-.269	.124	.152	-.775
425	-.244	.072	-.020	-.737	503	-.103	.135	.396	-.797
426	-.445	.216	-.023	-1.614	504	-.420	.239	.122	-1.397
427	-.225	.060	-.029	-.544	505	-.928	.194	-.077	-1.871
428	-.211	.061	.062	-.547	506	-.800	.135	-.329	-1.506
429	-.225	.077	.104	-.717	507	-.851	.166	-.270	-1.555
430	-.295	.142	.026	-1.178	508	-.603	.175	-.032	-1.266
431	-.341	.170	.083	-1.949					
432	-.384	.166	.044	-1.157					
433	-.239	.059	-.078	-.657					
434	-.329	.117	-.059	-1.167					
435	-.234	.047	-.091	-.445					
436	-.243	.048	-.085	-.524					
437	-.261	.056	-.107	-.528					
438	-.302	.094	-.103	-.767					
439	-.241	.048	-.098	-.527					
440	-.228	.037	-.118	-.403					
441	-.247	.040	-.116	-.399					
442	-.269	.021	-.208	-.344					
443	-.290	.071	-.116	-.770					
444	-.431	.011	-.406	-.459					
445	-.228	.040	-.100	-.457					
446	-.252	.064	-.057	-.758					
447	-.223	.035	-.107	-.466					
448	-.208	.033	-.095	-.379					
449	-.215	.036	-.106	-.420					
450	-.218	.039	-.072	-.367					

WIND ENGINEERING STUDY OF DENVER SQUARE
DENVER, COLORADO. CONFIGURATION 3
WIND DIRECTION 330

PRESSURE TAP NUMBER	MEAN PRESSURE COEFFICIENT	RMS PRESSURE COEFFICIENT	MAXIMUM PRESSURE COEFFICIENT	MINIMUM PRESSURE COEFFICIENT	PRESSURE TAP NUMBER	MEAN PRESSURE COEFFICIENT	RMS PRESSURE COEFFICIENT	MAXIMUM PRESSURE COEFFICIENT	MINIMUM PRESSURE COEFFICIENT
101	-.260	.069	-.095	-.746	156	-.208	.023	-.138	-.295
102	-.250	.048	-.113	-.477	157	-.204	.021	-.132	-.298
103	-.252	.041	-.103	-.464	158	-.214	.022	-.146	-.296
104	-.249	.035	-.128	-.424	159	-.229	.026	-.152	-.325
105	-.249	.034	-.137	-.492	160	-.205	.026	-.131	-.323
106	-.239	.037	-.120	-.457	161	-.192	.021	-.114	-.269
107	-.249	.042	-.131	-.509	162	-.201	.021	-.114	-.277
108	-.250	.042	-.119	-.473	163	-.213	.021	-.132	-.311
109	-.263	.051	-.092	-.462	164	-.213	.023	-.125	-.320
110	-.243	.033	-.129	-.364	165	-.209	.025	-.129	-.302
111	-.251	.035	-.144	-.436	166	-.217	.029	-.123	-.341
112	-.252	.044	-.114	-.468	167	-.198	.024	-.092	-.305
113	-.272	.062	-.087	-.608	168	-.201	.022	-.123	-.308
114	-.251	.046	-.101	-.479	169	-.208	.025	-.117	-.295
115	-.258	.038	-.131	-.439	170	-.213	.028	-.122	-.319
116	-.257	.032	-.157	-.443	171	-.197	.023	-.077	-.287
117	-.254	.032	-.138	-.471	172	-.200	.022	-.069	-.347
118	-.249	.047	-.106	-.749	201	-.628	.140	-.259	-1.507
119	-.270	.070	-.132	-1.011	202	-.631	.144	-.256	-1.452
120	-.280	.088	-.059	-1.014	203	-.607	.155	-.148	-1.266
121	-.262	.056	-.078	-.593	204	-.459	.153	-.022	-1.097
122	-.283	.104	-.056	-.944	205	-.412	.145	-.030	-1.169
123	-.247	.050	-.097	-.612	206	-.387	.141	-.046	-1.429
124	-.244	.040	-.122	-.521	207	-.602	.128	-.193	-1.257
125	-.250	.033	-.161	-.373	208	-.546	.145	-.084	-1.709
126	-.236	.029	-.156	-.343	209	-.461	.136	-.016	-1.055
127	-.237	.028	-.142	-.402	210	-.342	.111	.166	-1.118
128	-.238	.037	-.150	-.575	211	-.633	.196	-.195	-1.618
129	-.246	.048	-.137	-.772	212	-.628	.213	-.051	-1.593
130	-.245	.068	-.084	-.778	213	-.583	.204	.073	-1.518
131	-.235	.043	-.106	-.474	214	-.402	.135	-.016	-.971
132	-.238	.049	-.110	-.639	215	-.353	.105	-.010	-.823
133	-.227	.037	-.122	-.510	216	-.338	.089	.001	-.796
134	-.232	.030	-.144	-.371	217	-.640	.218	-.042	-1.869
135	-.243	.029	-.159	-.362	218	-.326	.087	-.057	-.900
136	-.229	.032	-.144	-.353	219	-.557	.196	-.108	-1.892
137	-.207	.023	-.113	-.320	220	-.519	.200	.034	-1.669
138	-.206	.020	-.143	-.295	221	-.433	.162	.121	-1.244
139	-.213	.021	-.141	-.313	222	-.323	.092	-.010	-.777
140	-.216	.025	-.111	-.391	223	-.305	.069	-.042	-.657
141	-.221	.032	-.108	-.451	224	-.301	.053	-.117	-.612
142	-.224	.024	-.146	-.320	225	-.478	.167	.013	-1.465
143	-.221	.024	-.137	-.326	226	-.291	.046	-.126	-.711
144	-.221	.031	-.131	-.346	227	-.386	.145	.115	-1.455
145	-.182	.020	-.113	-.257	228	-.350	.130	.102	-1.124
146	-.196	.021	-.131	-.283	229	-.319	.091	-.069	-.982
147	-.214	.023	-.129	-.319	230	-.281	.046	-.045	-.578
148	-.208	.022	-.131	-.280	231	-.277	.038	-.120	-.491
149	-.223	.025	-.147	-.316	232	-.281	.033	-.159	-.479
150	-.221	.028	-.143	-.326	233	-.276	.130	.229	-1.421
151	-.192	.022	-.120	-.311	234	-.227	.029	-.068	-.429
152	-.175	.021	-.089	-.283	235	-.204	.094	.220	-.785
153	-.189	.020	-.113	-.257	236	-.197	.047	.025	-.423
154	-.213	.023	-.117	-.308	237	-.194	.040	-.013	-.349
155	-.208	.022	-.129	-.305	238	-.201	.028	-.083	-.315

WIND ENGINEERING STUDY OF DENVER SQUARE
DENVER, COLORADO. CONFIGURATION 3
WIND DIRECTION 330

PRESSURE TAP NUMBER	MEAN PRESSURE COEFFICIENT	RMS PRESSURE COEFFICIENT	MAXIMUM PRESSURE COEFFICIENT	MINIMUM PRESSURE COEFFICIENT	PRESSURE TAP NUMBER	MEAN PRESSURE COEFFICIENT	RMS PRESSURE COEFFICIENT	MAXIMUM PRESSURE COEFFICIENT	MINIMUM PRESSURE COEFFICIENT
239	-.193	.091	.226	-1.000	334	-.254	.056	-.024	-.481
240	-.181	.069	.163	-.609	335	-.243	.064	.018	-.485
241	-.192	.049	.006	-.413	336	-.230	.068	.018	-.510
242	-.208	.031	-.064	-.420	337	-.221	.069	.028	-.501
243	-.204	.026	-.062	-.377	338	-.213	.069	.038	-.501
244	-.212	.023	-.121	-.306	339	-.208	.067	.027	-.522
245	-.188	.083	.104	-.667	340	-.249	.083	.138	-.821
246	-.214	.022	-.129	-.314	341	-.266	.069	-.075	-.668
247	-.203	.078	.025	-.711	342	-.229	.085	.114	-.699
248	-.181	.049	-.004	-.484	343	-.255	.055	-.101	-.643
249	-.193	.038	-.067	-.518	344	-.243	.055	-.056	-.447
250	-.205	.028	-.111	-.393	345	-.207	.064	.132	-.467
251	-.200	.023	-.120	-.315	346	-.196	.078	.064	-.732
252	-.205	.020	-.130	-.294	347	-.247	.050	-.104	-.603
253	-.174	.058	-.010	-.549	348	-.229	.038	-.109	-.393
254	-.181	.033	-.064	-.348	349	-.234	.041	-.052	-.395
255	-.189	.023	-.087	-.274	350	-.226	.045	-.016	-.423
256	-.167	.054	.015	-.603	351	-.201	.051	.024	-.453
257	-.169	.036	.037	-.368	352	-.185	.057	.010	-.450
258	-.195	.027	-.006	-.278	353	-.176	.071	.090	-.640
301	-.069	.252	.736	-.891	354	-.194	.085	.118	-.880
302	.141	.242	.929	-.430	355	-.228	.040	-.087	-.475
303	.160	.233	.952	-.431	356	-.143	.085	.253	-.526
304	.191	.238	.897	-.346	357	-.214	.035	-.062	-.377
305	.261	.252	.940	-.442	358	-.180	.052	.024	-.426
306	.316	.241	1.039	-.501	359	-.159	.061	.105	-.376
307	.302	.224	.949	-.491	360	-.149	.070	.189	-.392
308	.070	.162	.548	-.608	361	-.149	.072	.126	-.643
309	.016	.193	.823	-.509	362	-.154	.069	.102	-.515
310	.187	.211	.913	-.403	363	-.134	.059	.245	-.414
311	.314	.245	.976	-.317	364	-.110	.089	.254	-.513
312	.262	.226	.853	-.525	365	-.187	.041	.025	-.315
313	-.318	.103	.211	-.726	366	-.138	.064	.222	-.312
314	-.148	.131	.421	-.519	367	-.116	.061	.191	-.277
315	-.066	.140	.597	-.494	368	-.088	.064	.214	-.316
316	.004	.150	.724	-.421	369	-.188	.037	.040	-.287
317	.059	.165	.662	-.362	370	-.131	.064	.303	-.272
318	.067	.171	.680	-.400	371	-.105	.062	.192	-.293
319	.015	.171	.617	-.467	372	-.096	.051	.101	-.271
320	-.208	.146	.367	-.787	401	-.238	.047	.069	-.459
321	-.324	.086	.139	-.744	402	-.179	.064	.122	-.534
322	-.293	.124	.153	-.793	403	-.187	.077	.094	-.732
323	-.319	.065	-.088	-.591	404	-.234	.095	.065	-.948
324	-.269	.078	.049	-.513	405	-.314	.120	.026	-.988
325	-.250	.088	.097	-.528	406	-.764	.401	.129	-2.882
326	-.210	.090	.154	-.519	407	-.167	.064	.137	-.371
327	-.193	.090	.165	-.528	408	-.194	.077	.107	-.680
328	-.199	.089	.157	-.522	409	-.261	.086	.076	-.728
329	-.241	.087	.139	-.597	410	-.586	.257	-.065	-2.024
330	-.340	.089	-.031	-.979	411	-.260	.057	-.091	-.599
331	-.329	.063	-.141	-.594	412	-.261	.055	-.037	-.506
332	-.333	.082	-.034	-.748	413	-.278	.063	-.038	-.583
333	-.267	.066	-.062	-.685	414	-.345	.105	-.063	-1.048

WIND ENGINEERING STUDY OF DENVER SQUARE
 DENVER, COLORADO, CONFIGURATION 3
 WIND DIRECTION 330

PRFSSURE TAP NUMBER	MEAN PRFSSURE COEFFICIENT	RMS PRESSURE COEFFICIENT	MAXIMUM PRESSURE COEFFICIENT	MINIMUM PRESSURE COEFFICIENT	PRFSSURE TAP NUMBER	MEAN PRESSURE COEFFICIENT	RMS PRESSURE COEFFICIENT	MAXIMUM PRESSURE COEFFICIENT	MINIMUM PRESSURE COEFFICIENT
415	-.427	.153	-.051	-1.126	451	-.240	.029	-.131	-.367
416	-.440	.160	-.076	-1.138	452	-.230	.035	-.117	-.514
417	-.270	.066	-.094	-.653	453	-.226	.029	-.158	-.377
418	-.339	.126	-.043	-1.690	454	-.229	.023	-.161	-.308
419	-.255	.059	-.094	-.678	455	-.239	.026	-.155	-.377
420	-.250	.042	-.114	-.480	456	-.217	.029	-.141	-.352
421	-.261	.045	-.097	-.511	457	-.223	.027	-.137	-.332
422	-.270	.059	-.059	-.662	458	-.234	.028	-.141	-.380
423	-.289	.082	-.097	-.938	501	-.164	.096	.210	-.534
424	-.297	.092	-.048	-.891	502	-.128	.068	.106	-.404
425	-.250	.045	-.122	-.502	503	-.075	.084	.183	-.398
426	-.274	.090	-.082	-.960	504	-.143	.072	.066	-.423
427	-.243	.036	-.125	-.398	505	-.462	.267	.353	-1.455
428	-.244	.033	-.134	-.415	506	-.656	.218	.250	-1.750
429	-.247	.030	-.112	-.404	507	-.626	.136	-.135	-1.239
430	-.241	.038	.019	-.558	508	-.442	.150	-.036	-1.001
431	-.241	.058	-.069	-.700					
432	-.266	.082	-.044	-1.001					
433	-.249	.034	-.129	-.418					
434	-.264	.075	-.065	-1.152					
435	-.254	.035	-.164	-.410					
436	-.233	.028	-.158	-.346					
437	-.238	.025	-.153	-.334					
438	-.246	.046	-.105	-.589					
439	-.261	.038	-.168	-.446					
440	-.246	.036	-.164	-.448					
441	-.242	.029	-.158	-.383					
442	-.239	.025	-.117	-.385					
443	-.244	.033	-.125	-.465					
444	-.242	.048	-.102	-.553					
445	-.245	.036	-.155	-.459					
446	-.245	.043	-.113	-.594					
447	-.242	.033	-.159	-.415					
448	-.227	.029	-.149	-.365					
449	-.231	.024	-.159	-.343					
450	-.234	.025	-.152	-.343					

WIND ENGINEERING STUDY OF DENVER SQUARE
DENVER, COLORADO. CONFIGURATION 3
WIND DIRECTION 345

PRESSURE TAP NUMBER	MEAN PRESSURE COEFFICIENT	RMS PRESSURE COEFFICIENT	MAXIMUM PRESSURE COEFFICIENT	MINIMUM PRESSURE COEFFICIENT	PRESSURE TAP NUMBER	MEAN PRESSURE COEFFICIENT	RMS PRESSURE COEFFICIENT	MAXIMUM PRESSURE COEFFICIENT	MINIMUM PRESSURE COEFFICIENT
101	-.345	.085	-.135	-.801	156	-.321	.049	-.108	-.567
102	-.280	.050	-.137	-.531	157	-.152	.055	-.003	-.463
103	-.273	.043	-.127	-.436	158	-.169	.041	-.023	-.350
104	-.269	.042	-.139	-.454	159	-.212	.045	-.056	-.408
105	-.273	.044	-.118	-.494	160	-.236	.054	-.029	-.462
106	-.264	.047	-.089	-.560	161	-.285	.056	-.114	-.559
107	-.271	.050	-.065	-.556	162	-.308	.054	-.145	-.570
108	-.273	.050	-.095	-.513	163	-.321	.051	-.120	-.618
109	-.300	.053	-.126	-.562	164	-.319	.053	-.140	-.659
110	-.264	.037	-.145	-.432	165	-.119	.052	.122	-.418
111	-.269	.041	-.146	-.445	166	-.186	.052	.051	-.431
112	-.269	.046	-.126	-.439	167	-.281	.064	-.086	-.545
113	-.362	.065	-.163	-.622	168	-.298	.065	-.022	-.631
114	-.296	.042	-.135	-.470	169	-.134	.053	.056	-.534
115	-.287	.036	-.154	-.442	170	-.187	.054	.020	-.480
116	-.282	.034	-.167	-.435	171	-.279	.069	-.054	-.607
117	-.285	.040	-.145	-.495	172	-.304	.077	-.065	-.661
118	-.275	.045	-.140	-.541	201	-.410	.084	-.206	-1.043
119	-.288	.062	-.124	-.708	202	-.411	.091	-.146	-1.025
120	-.319	.115	-.004	-1.400	203	-.423	.109	-.108	-1.052
121	-.374	.060	-.157	-.605	204	-.423	.135	-.045	-1.469
122	-.315	.100	-.049	-1.143	205	-.450	.132	-.063	-1.304
123	-.388	.068	-.149	-.693	206	-.487	.184	-.041	-1.491
124	-.330	.050	-.170	-.569	207	-.385	.078	-.146	-.870
125	-.299	.041	-.133	-.495	208	-.392	.087	-.041	-.887
126	-.267	.035	-.152	-.418	209	-.414	.104	-.045	-1.209
127	-.267	.033	-.139	-.367	210	-.456	.138	-.066	-1.005
128	-.277	.033	-.146	-.383	211	-.389	.080	-.150	-.825
129	-.293	.036	-.166	-.513	212	-.395	.088	-.134	-.950
130	-.326	.055	-.140	-.719	213	-.420	.090	-.146	-.980
131	-.350	.074	-.146	-.659	214	-.427	.083	-.077	-.737
132	-.345	.041	-.176	-.494	215	-.449	.093	-.077	-.828
133	-.297	.058	-.153	-.713	216	-.464	.116	-.140	-1.058
134	-.300	.050	-.170	-.604	217	-.418	.077	-.191	-.977
135	-.295	.041	-.167	-.491	218	-.483	.111	-.107	-1.113
136	-.262	.038	-.113	-.428	219	-.464	.091	-.198	-1.073
137	-.242	.038	-.113	-.386	220	-.458	.094	-.191	-1.200
138	-.259	.037	-.137	-.384	221	-.475	.100	-.213	-1.097
139	-.288	.036	-.156	-.412	222	-.467	.095	-.171	-1.230
140	-.311	.036	-.182	-.449	223	-.457	.090	-.197	-.894
141	-.289	.064	-.110	-.787	224	-.459	.115	-.170	-1.046
142	-.321	.037	-.153	-.448	225	-.506	.128	-.165	-1.878
143	-.277	.064	-.076	-.843	226	-.411	.092	-.167	-.858
144	-.231	.038	-.102	-.392	227	-.463	.144	-.041	-1.250
145	-.247	.048	-.037	-.421	228	-.394	.120	-.117	-1.070
146	-.303	.043	-.108	-.459	229	-.398	.107	-.168	-1.265
147	-.249	.058	-.074	-.591	230	-.382	.084	-.201	-.971
148	-.225	.042	-.079	-.486	231	-.366	.071	-.171	-.765
149	-.236	.042	-.114	-.435	232	-.351	.056	-.209	-.785
150	-.240	.047	-.034	-.452	233	-.346	.163	.101	-1.270
151	-.271	.058	-.063	-.480	234	-.265	.050	-.118	-.478
152	-.294	.057	-.049	-.500	235	-.249	.115	.035	-.821
153	-.314	.049	-.125	-.537	236	-.200	.051	-.024	-.562
154	-.337	.043	-.147	-.502	237	-.191	.051	0.000	-.673
155	-.196	.043	-.059	-.479	238	-.203	.042	-.035	-.420

WIND ENGINEERING STUDY OF DENVER SQUARE
DENVER, COLORADO. CONFIGURATION 3
WIND DIRECTION 345

PRESSURE TAP NUMBER	MEAN PRESSURE COEFFICIENT	RMS PRESSURE COEFFICIENT	MAXIMUM PRESSURE COEFFICIENT	MINIMUM PRESSURE COEFFICIENT	PRESSURE TAP NUMBER	MEAN PRESSURE COEFFICIENT	RMS PRESSURE COEFFICIENT	MAXIMUM PRESSURE COEFFICIENT	MINIMUM PRESSURE COEFFICIENT
239	-.270	.132	.034	-.969	334	-.363	.007	-.340	-.383
240	-.210	.080	-.006	-.893	335	-.374	.043	-.217	-.491
241	-.197	.056	.010	-.485	336	-.320	.014	-.285	-.358
242	-.192	.039	-.061	-.365	337	-.273	.112	.282	-.630
243	-.192	.036	-.075	-.342	338	-.181	.133	.331	-.646
244	-.206	.039	-.062	-.371	339	-.110	.135	.410	-.552
245	-.239	.111	.061	-.952	340	-.144	.114	.272	-.621
246	-.171	.036	-.024	-.308	341	-.340	.046	-.182	-.550
247	-.247	.153	.098	-.988	342	-.130	.126	.387	-.608
248	-.175	.074	.050	-.501	343	-.315	.055	-.124	-.574
249	-.175	.060	.047	-.436	344	-.314	.079	-.061	-.580
250	-.160	.036	-.009	-.330	345	-.229	.109	.457	-.584
251	-.146	.031	-.046	-.278	346	-.113	.130	.438	-.510
252	-.135	.037	-.003	-.272	347	-.316	.047	-.186	-.667
253	-.058	.067	.177	-.636	348	-.308	.059	-.136	-.627
254	-.078	.043	.120	-.207	349	-.331	.074	-.081	-1.137
255	-.090	.041	.104	-.228	350	-.334	.082	-.055	-.898
256	-.045	.068	.201	-.825	351	-.297	.094	.214	-.796
257	-.082	.039	.080	-.220	352	-.228	.113	.339	-.685
258	-.103	.040	.114	-.217	353	-.148	.130	.516	-.603
301	-.338	.141	.260	-.872	354	-.124	.122	.352	-.583
302	-.101	.251	.839	-.761	355	-.326	.049	-.186	-.572
303	.164	.278	.939	-.633	356	-.138	.109	.251	-.651
304	.389	.219	.956	-.432	357	-.314	.055	-.084	-.566
305	.395	.174	1.001	-.255	358	-.304	.060	-.132	-.667
306	.299	.163	.696	-.261	359	-.306	.068	-.067	-.612
307	.187	.149	.728	-.368	360	-.310	.081	.031	-.664
308	-.062	.100	.309	-.528	361	-.284	.110	.287	-.735
309	-.217	.158	.536	-.879	362	-.211	.127	.494	-.643
310	.228	.244	.926	-.527	363	-.129	.121	.419	-.584
311	.409	.159	.918	-.182	364	-.140	.096	.177	-.618
312	.199	.127	.593	-.306	365	-.299	.038	-.185	-.436
313	-.492	.071	-.176	-.761	366	-.280	.050	.027	-.481
314	-.388	.113	.162	-.708	367	-.230	.082	.120	-.506
315	-.249	.170	.488	-.690	368	-.022	.083	.331	-.282
316	-.022	.217	.803	-.597	369	-.303	.038	-.200	-.444
317	.171	.183	.740	-.476	370	-.267	.053	.055	-.456
318	.154	.139	.569	-.345	371	-.200	.102	.333	-.458
319	.042	.105	.410	-.302	372	-.040	.069	.318	-.257
320	-.181	.067	.135	-.437	401	-.212	.059	.072	-.408
321	-.472	.063	-.081	-.707	402	-.075	.117	.349	-.441
322	-.201	.074	.243	-.522	403	-.081	.147	.438	-.514
323	-.434	.047	-.257	-.603	404	-.203	.124	.306	-.574
324	-.433	.074	-.056	-.734	405	-.266	.117	.259	-.741
325	-.440	.101	.006	-.777	406	-.516	.375	.293	-2.302
326	-.352	.138	.224	-.780	407	-.184	.086	.207	-.492
327	-.181	.171	.369	-.708	408	-.241	.088	.248	-.553
328	-.076	.160	.428	-.597	409	-.299	.075	.152	-.577
329	-.082	.130	.378	-.591	410	-.516	.206	-.132	-1.663
330	-.236	.080	.159	-.575	411	-.324	.071	-.074	-.933
331	-.428	.049	-.287	-.657	412	-.386	.055	-.158	-.633
332	-.243	.095	.111	-.576	413	-.436	.056	-.250	-.658
333	-.345	.046	-.198	-.589	414	-.468	.056	-.281	-.677

WIND ENGINEERING STUDY OF DENVER SQUARE
DENVER, COLORADO, CONFIGURATION 3
WIND DIRECTION 345

PRESSURE TAP NUMBER	MEAN PRESSURE COEFFICIENT	RMS PRESSURE COEFFICIENT	MAXIMUM PRESSURE COEFFICIENT	MINIMUM PRESSURE COEFFICIENT	PRESSURE TAP NUMBER	MEAN PRESSURE COEFFICIENT	RMS PRESSURE COEFFICIENT	MAXIMUM PRESSURE COEFFICIENT	MINIMUM PRESSURE COEFFICIENT
415	-.520	.098	-.313	-1.013	451	-.362	.043	-.239	-.548
416	-.519	.099	-.291	-1.096	452	-.364	.057	-.212	-.698
417	-.366	.103	-.120	-.862	453	-.312	.055	-.071	-.662
418	-.450	.065	-.260	-.948	454	-.331	.042	-.201	-.585
419	-.423	.091	-.160	-.787	455	-.357	.042	-.241	-.509
420	-.375	.070	-.163	-.726	456	-.302	.054	-.026	-.625
421	-.396	.047	-.223	-.615	457	-.322	.043	-.174	-.511
422	-.406	.046	-.268	-.608	458	-.354	.040	-.232	-.537
423	-.412	.046	-.268	-.639	501	-.086	.079	.121	-.432
424	-.408	.047	-.260	-.612	502	-.121	.053	.132	-.350
425	-.421	.064	-.198	-.733	503	-.059	.076	.200	-.429
426	-.376	.046	-.248	-.741	504	-.108	.077	.152	-.414
427	-.376	.044	-.245	-.540	505	-.184	.144	.291	-1.013
428	-.381	.045	-.235	-.609	506	-.611	.312	.321	-1.338
429	-.381	.042	-.260	-.553	507	-.490	.103	-.155	-1.017
430	-.369	.037	-.256	-.599	508	-.314	.122	-.033	-1.019
431	-.355	.036	-.237	-.480					
432	-.368	.047	-.222	-.668					
433	-.350	.037	-.215	-.531					
434	-.347	.045	-.215	-.653					
435	-.358	.043	-.236	-.613					
436	-.331	.032	-.221	-.522					
437	-.346	.034	-.250	-.459					
438	-.351	.043	-.222	-.562					
439	-.369	.056	-.247	-.692					
440	-.345	.044	-.233	-.613					
441	-.346	.039	-.249	-.662					
442	-.349	.038	-.239	-.536					
443	-.353	.041	-.239	-.571					
444	-.339	.045	-.218	-.602					
445	-.354	.068	-.162	-.854					
446	-.367	.053	-.213	-.764					
447	-.343	.064	-.125	-.770					
448	-.321	.046	-.171	-.594					
449	-.338	.043	-.167	-.602					
450	-.355	.040	-.235	-.526					

APPENDIX A -- PRESSURE DATA:

DENVER SQUARE -- FAIRMONT HOTEL -- DENVER , COLORADO

WD	TAP	CPHEAN	CPRMS	CPMAX	CPMIN	WD	TAP	CPHEAN	CPRMS	CPMAX	CPMIN	WD	TAP	CPHEAN	CPRMS	CPMAX	CPMIN
00	1	.059	.074	.168	---	00	307	.065	.035	.095	---	00	517	.245	.059	.072	---
00	2	.097	.095	.240	---	00	308	.240	.087	.007	---	00	518	.218	.011	.072	---
00	3	.149	.120	.088	---	00	309	.088	.058	.098	---	00	519	.163	.056	.034	---
00	4	.044	.122	.049	---	00	310	.049	.033	.092	---	00	520	.227	.075	.101	---
00	5	.165	.082	.069	---	00	311	.069	.044	.083	---	00	521	.079	.072	.208	---
00	6	.008	.131	.184	---	00	312	.184	.103	.129	---	00	522	.158	.101	.542	---
00	7	.003	.082	.112	---	00	313	.112	.082	.129	---	00	601	.249	.052	.097	---
00	8	.055	.066	.062	---	00	314	.062	.032	.053	---	00	602	.254	.056	.546	---
00	9	.002	.080	.040	---	00	315	.040	.033	.105	---	00	603	.295	.097	.046	---
00	10	.003	.113	.062	---	00	316	.062	.050	.126	---	00	604	.263	.063	.105	---
00	11	.000	.057	.112	---	00	401	.112	.079	.186	---	00	605	.263	.046	.115	---
00	12	.000	.106	.040	---	00	402	.040	.088	.318	---	00	606	.273	.044	.119	---
00	13	.000	.013	.077	---	00	403	.077	.066	.515	---	00	607	.267	.043	.133	---
00	14	.000	.062	.106	---	00	404	.106	.059	.270	---	00	608	.244	.050	.088	---
00	15	.000	.083	.109	---	00	405	.109	.053	.124	---	00	609	.277	.076	.034	---
00	16	.000	.120	.115	---	00	406	.115	.053	.151	---	00	610	.268	.039	.151	---
00	17	.000	.057	.042	---	00	407	.042	.082	.380	---	00	611	.258	.039	.139	---
00	18	.000	.058	.287	---	00	408	.287	.144	.819	---	00	612	.270	.046	.096	---
00	19	.000	.060	.131	---	00	409	.131	.047	.068	---	00	613	.271	.043	.104	---
00	20	.000	.119	.043	---	00	410	.043	.096	.316	---	00	614	.270	.040	.134	---
00	21	.000	.073	.045	---	00	411	.045	.069	.402	---	00	615	.276	.035	.165	---
00	22	.000	.100	.031	---	00	412	.031	.103	.533	---	00	616	.245	.032	.144	---
00	23	.000	.048	.103	---	00	413	.103	.168	.752	---	00	617	.232	.035	.177	---
00	24	.000	.084	.039	---	00	414	.039	.073	.389	---	00	618	.230	.036	.128	---
00	25	.000	.105	.028	---	00	415	.028	.054	.324	---	00	619	.237	.049	.053	---
00	26	.000	.109	.057	---	00	416	.057	.052	.158	---	00	620	.217	.045	.033	---
00	27	.000	.121	.027	---	00	417	.027	.060	.269	---	00	621	.237	.040	.061	---
00	28	.000	.084	.040	---	00	418	.040	.200	.649	---	00	622	.275	.041	.160	---
00	29	.000	.055	.033	---	00	419	.033	.053	.073	---	00	623	.249	.041	.122	---
00	30	.000	.049	.071	---	00	420	.071	.083	.510	---	00	624	.201	.040	.079	---
00	31	.000	.046	.162	---	00	421	.162	.093	.186	---	00	625	.208	.040	.053	---
00	32	.000	.058	.233	---	00	422	.233	.073	.005	---	00	626	.208	.060	.157	---
00	33	.000	.073	.203	---	00	423	.203	.071	.102	---	00	627	.067	.067	.196	---
00	34	.000	.050	.028	---	00	424	.028	.071	.177	---	00	628	.141	.047	.116	---
00	35	.000	.048	.780	---	00	501	.780	.075	.573	---	00	629	.265	.057	.063	---
00	36	.000	.048	.493	---	00	502	.493	.037	.389	---	00	630	.242	.051	.081	---
00	37	.000	.054	.301	---	00	503	.301	.135	.070	---	00	631	.214	.060	.011	---
00	38	.000	.064	.239	---	00	504	.239	.059	.061	---	00	632	.191	.055	.009	---
00	39	.000	.060	.237	---	00	505	.237	.070	.054	---	00	633	.206	.102	.422	---
00	40	.000	.068	.216	---	00	506	.216	.050	.074	---	00	634	.206	.062	.074	---
00	41	.000	.063	.120	---	00	507	.120	.068	.158	---	00	701	.217	.043	.084	---
00	42	.000	.065	.089	---	00	508	.089	.032	.019	---	00	702	.207	.043	.078	---
00	43	.000	.067	.346	---	00	509	.346	.014	.302	---	00	703	.216	.043	.056	---
00	44	.000	.104	.135	---	00	510	.135	.012	.302	---	00	704	.230	.043	.090	---
00	45	.000	.044	.424	---	00	511	.424	.099	.138	---	00	705	.238	.043	.000	---
00	46	.000	.055	.242	---	00	512	.242	.111	.473	---	00	706	.211	.037	.088	---
00	47	.000	.055	.091	---	00	513	.091	.023	.042	---	00	707	.231	.042	.102	---
00	48	.000	.050	.208	---	00	514	.208	.023	.184	---	00	708	.249	.045	.123	---
00	49	.000	.035	.033	---	00	515	.033	.087	.108	---	00	709	.255	.039	.123	---
00	50	.000	.035	.033	---	00	516	.033	.076	.108	---	00	710	.248	.039	.123	---

APPENDIX A -- PRESSURE DATA

DENVER SQUARE -- FAIRMONT HOTEL -- DENVER , COLORADO

WD	TAP	CPHEAN	CPRMS	CPHAX	CPMIN	WD	TAP	CPHEAN	CPRMS	CPHAX	CPMIN	WD	TAP	CPHEAN	CPRMS	CPHAX	CPMIN
00	711	0339	041	138	424	00	819	293	148	774	185	00	930	038	067	340	117
00	712	041	042	133	440	00	820	293	123	774	085	00	931	038	046	326	145
00	713	037	126	088	446	00	821	127	095	774	113	00	932	014	055	326	108
00	714	037	069	069	367	00	822	010	064	774	164	00	933	056	065	326	081
00	715	038	117	100	377	00	823	089	038	774	219	00	934	015	052	228	105
00	716	038	117	116	380	00	824	149	036	774	303	00	935	022	058	255	110
00	717	038	100	116	380	00	825	157	030	774	266	00	936	079	071	353	069
00	718	038	057	116	380	00	826	131	124	774	393	00	937	106	082	500	081
00	719	038	043	043	380	00	827	143	089	774	156	00	938	072	071	422	126
00	720	048	048	031	443	00	828	060	066	774	141	00	939	018	090	276	355
00	721	044	044	009	443	00	829	168	010	774	195	15	1	112	041	088	294
00	722	058	058	011	443	00	830	035	016	774	026	15	2	072	077	088	490
00	723	083	074	074	443	00	831	075	009	774	103	15	3	141	057	033	365
00	724	077	270	270	443	00	832	259	008	774	231	15	4	103	099	060	465
00	725	080	201	201	443	00	833	116	108	774	291	15	5	144	098	290	514
00	726	081	182	182	443	00	834	128	105	774	285	15	6	128	080	286	466
00	727	063	018	018	455	00	835	083	080	774	093	15	7	129	114	466	440
00	728	044	054	054	221	00	836	055	071	774	112	15	8	235	173	222	911
00	729	036	208	208	221	00	837	016	042	774	149	15	9	105	082	428	554
00	730	011	358	358	203	00	838	080	040	774	035	15	10	109	123	555	417
00	731	061	257	257	205	00	839	005	019	774	054	15	11	290	183	1	126
00	732	044	124	124	324	00	901	181	039	774	305	15	12	111	084	237	463
00	733	048	000	000	18	00	902	067	065	774	261	15	13	098	101	547	379
00	734	029	269	269	171	00	903	010	094	774	283	15	14	243	144	209	912
00	735	008	269	269	260	00	904	160	134	774	245	15	15	126	062	140	399
00	736	061	173	173	76	00	905	157	178	774	463	15	16	111	075	192	405
00	737	031	132	132	374	00	906	165	038	774	294	15	17	122	104	389	413
00	738	029	205	205	11	00	907	118	111	774	161	15	18	123	086	247	484
00	739	091	244	244	569	00	908	263	190	774	401	15	19	059	122	371	637
00	740	082	247	247	81	00	909	167	037	774	291	15	20	158	076	159	612
00	741	067	269	269	174	00	910	043	062	774	217	15	21	081	145	735	472
00	742	077	440	440	131	00	911	185	106	774	068	15	22	159	088	142	586
00	801	156	692	692	561	00	912	282	141	774	197	15	23	102	125	704	254
00	802	111	534	534	193	00	913	267	179	774	595	15	24	177	079	333	500
00	803	013	262	262	87	00	914	152	042	774	329	15	25	184	080	012	581
00	804	041	224	224	256	00	915	040	059	774	185	15	26	177	065	028	545
00	805	115	048	125	261	00	916	164	089	774	076	15	27	161	058	064	399
00	806	088	064	231	281	00	917	216	125	774	477	15	28	171	064	036	500
00	807	136	038	090	285	00	918	207	164	774	604	15	29	189	077	036	603
00	808	162	135	004	338	00	919	118	047	774	281	15	30	180	063	038	517
00	809	148	059	531	100	00	920	012	056	774	144	15	31	180	074	038	471
00	810	067	240	240	204	00	921	115	078	774	072	15	32	178	073	033	505
00	811	150	034	025	278	00	922	149	095	774	196	15	33	145	059	033	448
00	812	382	155	872	287	00	923	147	110	774	400	15	34	149	070	156	481
00	813	366	142	847	213	00	924	107	108	774	289	15	35	160	082	231	528
00	814	202	103	548	079	00	925	137	118	774	367	15	36	174	086	275	472
00	815	049	068	319	138	00	926	191	063	774	499	15	37	130	066	267	406
00	816	074	043	074	182	00	927	009	062	774	176	15	38	109	060	161	443
00	817	188	040	002	229	00	928	025	061	774	140	15	39	114	060	145	464
00	818	185	031	074	326	00	929	033	059	774	163	15	40	146	074	085	633

APPENDIX A -- PRESSURE DATA:

DENVER SQUARE -- FAIRMONT HOTEL -- DENVER , COLORADO

WD	TAP	CP	HEA	H	CP	RMS	CP	MAX	CP	MIN	WD	TAP	CP	HEA	H	CP	RMS	CP	MAX	CP	MIN	WD	TAP	CP	HEA	H	CP	RMS	CP	MAX	CP	MIN
15	218	-	-	-	0.08	165	-	157	-	532	15	701	-	-	-	0.05	96	-	96	-	96	15	701	-	-	-	0.05	96	-	96	-	96
15	219	-	-	-	0.08	125	-	111	-	417	15	702	-	-	-	0.05	98	-	98	-	98	15	702	-	-	-	0.05	98	-	98	-	98
15	220	-	-	-	0.07	117	-	131	-	402	15	703	-	-	-	0.06	97	-	97	-	97	15	703	-	-	-	0.06	97	-	97	-	97
15	221	-	-	-	0.09	111	-	157	-	486	15	704	-	-	-	0.08	97	-	97	-	97	15	704	-	-	-	0.07	97	-	97	-	97
15	301	-	-	-	0.11	259	-	036	-	221	15	705	-	-	-	0.11	99	-	99	-	99	15	705	-	-	-	0.07	99	-	99	-	99
15	302	-	-	-	0.09	128	-	047	-	965	15	706	-	-	-	0.09	96	-	96	-	96	15	706	-	-	-	0.06	96	-	96	-	96
15	303	-	-	-	0.05	145	-	010	-	414	15	707	-	-	-	0.05	93	-	93	-	93	15	707	-	-	-	0.06	93	-	93	-	93
15	304	-	-	-	0.04	139	-	007	-	344	15	708	-	-	-	0.04	93	-	93	-	93	15	708	-	-	-	0.07	93	-	93	-	93
15	305	-	-	-	0.05	147	-	033	-	377	15	709	-	-	-	0.05	95	-	95	-	95	15	709	-	-	-	0.13	95	-	95	-	95
15	306	-	-	-	0.05	113	-	005	-	341	15	710	-	-	-	0.05	90	-	90	-	90	15	710	-	-	-	0.12	90	-	90	-	90
15	307	-	-	-	0.03	114	-	005	-	273	15	711	-	-	-	0.03	99	-	99	-	99	15	711	-	-	-	0.12	99	-	99	-	99
15	308	-	-	-	0.12	280	-	002	-	048	15	712	-	-	-	0.12	99	-	99	-	99	15	712	-	-	-	0.18	99	-	99	-	99
15	309	-	-	-	0.05	116	-	086	-	425	15	713	-	-	-	0.05	95	-	95	-	95	15	713	-	-	-	0.17	95	-	95	-	95
15	310	-	-	-	0.03	102	-	040	-	216	15	714	-	-	-	0.03	95	-	95	-	95	15	714	-	-	-	0.10	95	-	95	-	95
15	311	-	-	-	0.06	150	-	055	-	349	15	715	-	-	-	0.06	93	-	93	-	93	15	715	-	-	-	0.17	93	-	93	-	93
15	312	-	-	-	0.07	199	-	092	-	531	15	716	-	-	-	0.07	99	-	99	-	99	15	716	-	-	-	0.09	99	-	99	-	99
15	313	-	-	-	0.07	141	-	079	-	491	15	717	-	-	-	0.07	91	-	91	-	91	15	717	-	-	-	0.17	91	-	91	-	91
15	314	-	-	-	0.03	98	-	038	-	237	15	718	-	-	-	0.03	94	-	94	-	94	15	718	-	-	-	0.22	94	-	94	-	94
15	315	-	-	-	0.03	96	-	038	-	209	15	719	-	-	-	0.03	94	-	94	-	94	15	719	-	-	-	0.08	94	-	94	-	94
15	316	-	-	-	0.06	142	-	109	-	370	15	720	-	-	-	0.06	93	-	93	-	93	15	720	-	-	-	0.08	93	-	93	-	93
15	401	-	-	-	0.11	334	-	577	-	339	15	721	-	-	-	0.11	93	-	93	-	93	15	721	-	-	-	0.06	93	-	93	-	93
15	402	-	-	-	0.07	78	-	754	-	284	15	722	-	-	-	0.07	98	-	98	-	98	15	722	-	-	-	0.09	98	-	98	-	98
15	403	-	-	-	0.05	140	-	628	-	314	15	723	-	-	-	0.05	92	-	92	-	92	15	723	-	-	-	0.12	92	-	92	-	92
15	404	-	-	-	0.02	141	-	550	-	434	15	724	-	-	-	0.02	93	-	93	-	93	15	724	-	-	-	0.16	93	-	93	-	93
15	405	-	-	-	0.03	93	-	465	-	394	15	725	-	-	-	0.03	93	-	93	-	93	15	725	-	-	-	0.13	93	-	93	-	93
15	406	-	-	-	0.08	90	-	258	-	320	15	726	-	-	-	0.08	90	-	90	-	90	15	726	-	-	-	0.10	90	-	90	-	90
15	407	-	-	-	0.06	96	-	333	-	195	15	727	-	-	-	0.06	96	-	96	-	96	15	727	-	-	-	0.06	96	-	96	-	96
15	408	-	-	-	0.11	114	-	726	-	327	15	728	-	-	-	0.11	90	-	90	-	90	15	728	-	-	-	0.05	90	-	90	-	90
15	409	-	-	-	0.09	334	-	334	-	320	15	729	-	-	-	0.09	90	-	90	-	90	15	729	-	-	-	0.03	90	-	90	-	90
15	410	-	-	-	0.13	486	-	486	-	415	15	730	-	-	-	0.13	91	-	91	-	91	15	730	-	-	-	0.07	91	-	91	-	91
15	411	-	-	-	0.13	639	-	639	-	181	15	731	-	-	-	0.13	91	-	91	-	91	15	731	-	-	-	0.07	91	-	91	-	91
15	412	-	-	-	0.06	95	-	306	-	263	15	732	-	-	-	0.06	95	-	95	-	95	15	732	-	-	-	0.02	95	-	95	-	95
15	413	-	-	-	0.02	126	-	472	-	382	15	733	-	-	-	0.02	96	-	96	-	96	15	733	-	-	-	0.06	96	-	96	-	96
15	414	-	-	-	0.12	590	-	590	-	301	15	734	-	-	-	0.12	96	-	96	-	96	15	734	-	-	-	0.01	96	-	96	-	96
15	415	-	-	-	0.11	483	-	190	-	337	15	735	-	-	-	0.11	94	-	94	-	94	15	735	-	-	-	0.02	94	-	94	-	94
15	416	-	-	-	0.07	301	-	301	-	205	15	736	-	-	-	0.07	94	-	94	-	94	15	736	-	-	-	0.03	94	-	94	-	94
15	417	-	-	-	0.06	208	-	441	-	424	15	737	-	-	-	0.06	90	-	90	-	90	15	737	-	-	-	0.01	90	-	90	-	90
15	418	-	-	-	0.08	441	-	516	-	199	15	738	-	-	-	0.08	99	-	99	-	99	15	738	-	-	-	0.06	99	-	99	-	99
15	419	-	-	-	0.10	461	-	516	-	199	15	739	-	-	-	0.10	96	-	96	-	96	15	739	-	-	-	0.09	96	-	96	-	96
15	420	-	-	-	0.12	662	-	662	-	654	15	740	-	-	-	0.12	96	-	96	-	96	15	740	-	-	-	0.09	96	-	96	-	96
15	421	-	-	-	0.09	320	-	320	-	491	15	741	-	-	-	0.09	96	-	96	-	96	15	741	-	-	-	0.06	96	-	96	-	96
15	422	-	-	-	0.06	204	-	491	-	347	15	742	-	-	-	0.06	93	-	93	-	93	15	742	-	-	-	0.09	93	-	93	-	93
15	423	-	-	-	0.08	178	-	347	-	332	15	801	-	-	-	0.08	99	-	99	-	99	15	801	-	-	-	0.12	99	-	99	-	99
15	424	-	-	-	0.05	197	-	332	-	422	15	802	-	-	-	0.05	99	-	99	-	99	15	802	-	-	-	0.06	99	-	99	-	99
15	501	-	-	-	0.18	988	-	988	-	931	15	803	-	-	-	0.18	98	-	98	-	98	15	803	-	-	-	0.07	98	-	98	-	98
15	502	-	-	-	0.10	138	-	931	-	781	15	804	-	-	-	0.10	91	-	91	-	91	15	804	-	-	-	0.07	91	-	91	-	91
15	503	-	-	-	0.01	18	-	781	-	590	15	805	-	-	-	0.01	98	-	98	-	98	15	805	-	-	-	0.15	98	-	98	-	98
15	504	-	-	-	0.03	11	-	590	-	170	15	806	-	-	-	0.03	94	-	94	-	94	15	806	-	-	-	0.15	94	-	94	-	94
15	505	-	-	-	0.03	34	-	511	-	154	15	807	-	-	-	0.03	94	-	94	-	94	15	807	-	-	-	0.11	94	-	94	-	94
15	506	-	-	-	0.08	84	-	102	-	418	15	808	-	-	-	0.08	94	-	94	-	94	15	808	-	-	-	0.11	94	-	94	-	94

APPENDIX A -- PRESSURE DATA:

DENVER SQUARE -- FAIRMONT HOTEL -- DENVER , COLORADO

60	TAP	CP	CPHEAN	CPRMS	CPMAX	CPMIN	60	TAP	CP	CPHEAN	CPRMS	CPMAX	CPMIN	60	TAP	CP	CPHEAN	CPRMS	CPMAX	CPMIN
150	809	.016	.040	.065	.065	.038	150	208	.410	.069	.069	.204	.680							
150	810	.210	.037	.069	.069	.002	150	209	.443	.097	.097	.417	.138							
150	811	.000	.033	.232	.232	.023	150	210	.220	.117	.117	.563	.002							
150	812	.000	.200	.204	.204	.710	150	211	.187	.109	.109	.730	.023							
150	813	.000	.215	.143	.143	.696	150	212	.374	.111	.111	.429	.139							
150	814	.000	.065	.111	.111	.559	150	213	.419	.122	.122	.448	.205							
150	815	.000	.048	.109	.109	.429	150	214	.120	.111	.111	.390	.607							
150	816	.000	.035	.122	.122	.379	150	215	.168	.066	.066	.390	.160							
150	817	.000	.050	.066	.066	.390	150	216	.168	.066	.066	.390	.118							
150	818	.000	.070	.066	.066	.379	150	217	.185	.066	.066	.379	.068							
150	819	.000	.184	.066	.066	.443	150	218	.086	.074	.074	.443	.040							
150	820	.000	.177	.066	.066	.294	150	219	.180	.050	.050	.294	.115							
150	821	.000	.065	.066	.066	.376	150	220	.100	.057	.057	.376	.071							
150	822	.000	.049	.066	.066	.467	150	221	.078	.066	.066	.467	.068							
150	823	.000	.036	.066	.066	.413	150	222	.367	.066	.066	.413	.066							
150	824	.000	.044	.066	.066	.410	150	223	.166	.066	.066	.410	.037							
150	825	.000	.071	.066	.066	.493	150	224	.175	.066	.066	.493	.019							
150	826	.000	.167	.066	.066	.548	150	225	.221	.066	.066	.548	.127							
150	827	.000	.154	.066	.066	.518	150	226	.298	.066	.066	.518	.378							
150	828	.000	.053	.066	.066	.378	150	227	.174	.066	.066	.378	.516							
150	829	.000	.111	.066	.066	.679	150	228	.307	.066	.066	.679	.444							
150	830	.000	.041	.066	.066	.444	150	229	.306	.066	.066	.444	.321							
150	831	.000	.060	.066	.066	.321	150	230	.174	.066	.066	.321	.580							
150	832	.000	.112	.066	.066	.319	150	231	.325	.066	.066	.319	.940							
150	833	.000	.111	.066	.066	.363	150	232	.253	.066	.066	.363	.450							
150	834	.000	.065	.066	.066	.450	150	233	.163	.066	.066	.450	.377							
150	835	.000	.052	.066	.066	.276	150	234	.306	.066	.066	.276	.826							
150	836	.000	.044	.066	.066	.170	150	235	.063	.066	.066	.170	.535							
150	837	.000	.053	.066	.066	.276	150	236	.117	.066	.066	.276	.343							
150	838	.000	.057	.066	.066	.168	150	237	.063	.066	.066	.168	.555							
150	839	.000	.060	.066	.066	.063	150	238	.117	.066	.066	.063	.497							
150	840	.000	.092	.066	.066	.335	150	239	.063	.066	.066	.335	.644							
150	841	.000	.116	.066	.066	.300	150	240	.094	.066	.066	.300	.358							
150	842	.000	.137	.066	.066	.497	150	241	.190	.066	.066	.497	.285							
150	843	.000	.143	.066	.066	.296	150	242	.036	.066	.066	.296	.644							
150	844	.000	.063	.066	.066	.195	150	243	.203	.066	.066	.195	.358							
150	845	.000	.135	.066	.066	.147	150	244	.147	.066	.066	.147	.285							
150	846	.000	.147	.066	.066	.159	150	245	.059	.066	.066	.159	.461							
150	847	.000	.070	.066	.066	.838	150	246	.101	.066	.066	.838	.236							
150	848	.000	.098	.066	.066	.483	150	247	.131	.066	.066	.483	.346							
150	849	.000	.137	.066	.066	.922	150	248	.053	.066	.066	.922	.489							
150	850	.000	.153	.066	.066	.937	150	249	.087	.066	.066	.937	.387							
150	851	.000	.154	.066	.066	.180	150	250	.042	.066	.066	.180	.245							
150	852	.000	.075	.066	.066	.443	150	251	.136	.066	.066	.443	.270							
150	853	.000	.089	.066	.066	.657	150	252	.122	.066	.066	.657	.273							
150	854	.000	.115	.066	.066	.811	150	253	.236	.066	.066	.811	.671							
150	855	.000	.133	.066	.066	.848	150	254	.229	.066	.066	.848	.474							
150	856	.000	.137	.066	.066	.306	150	255	.038	.066	.066	.306	.208							
150	857	.000	.082	.066	.066															

APPENDIX A -- PRESSURE DATA:

DENVER SQUARE -- FAIRMONT HOTEL -- DENVER , COLORADO

WD	TAP	CPNEAN	CPRMS	CPMAX	CPMIN	WD	TAP	CPNEAN	CPRMS	CPMAX	CPMIN	WD	TAP	CPNEAN	CPRMS	CPMAX	CPMIN
45	107	.001	.090	.642	.053	45	411	.043	.061	.181	.241	45	411	.043	.061	.181	.241
45	108	.192	.036	.959	.058	45	412	.200	.068	.052	.429	45	412	.200	.068	.052	.429
45	109	.034	.128	.886	.183	45	413	.276	.113	.248	.600	45	413	.276	.113	.248	.600
45	201	.034	.128	.886	.183	45	414	.065	.100	.385	.378	45	414	.065	.100	.385	.378
45	202	.416	.069	.465	.393	45	415	.065	.048	.098	.282	45	415	.065	.048	.098	.282
45	203	.329	.067	.667	.057	45	416	.181	.036	.054	.299	45	416	.181	.036	.054	.299
45	204	.204	.041	.927	.057	45	417	.169	.049	.005	.333	45	417	.169	.049	.005	.333
45	205	.193	.047	.823	.009	45	418	.258	.065	.102	.667	45	418	.258	.065	.102	.667
45	206	.371	.079	.684	.253	45	419	.028	.059	.074	.500	45	419	.028	.059	.074	.500
45	207	.306	.064	.484	.414	45	420	.288	.054	.281	.281	45	420	.288	.054	.281	.281
45	208	.415	.065	.638	.464	45	421	.242	.052	.097	.466	45	421	.242	.052	.097	.466
45	209	.439	.080	.742	.353	45	422	.322	.070	.097	.333	45	422	.322	.070	.097	.333
45	210	.225	.042	.677	.353	45	423	.344	.065	.133	.600	45	423	.344	.065	.133	.600
45	211	.193	.035	.463	.284	45	424	.197	.048	.049	.743	45	424	.197	.048	.049	.743
45	212	.382	.035	.670	.084	45	425	.336	.096	.049	.957	45	425	.336	.096	.049	.957
45	213	.418	.081	.482	.332	45	426	.050	.088	.211	.475	45	426	.050	.088	.211	.475
45	214	.150	.060	.597	.344	45	427	.085	.088	.337	.475	45	427	.085	.088	.337	.475
45	215	.184	.037	.498	.093	45	428	.086	.067	.093	.440	45	428	.086	.067	.093	.440
45	216	.182	.033	.498	.093	45	429	.099	.065	.065	.282	45	429	.099	.065	.065	.282
45	217	.184	.043	.633	.043	45	430	.181	.099	.077	.666	45	430	.181	.099	.077	.666
45	218	.124	.043	.455	.046	45	431	.088	.067	.067	.440	45	431	.088	.067	.067	.440
45	219	.184	.032	.455	.103	45	432	.181	.099	.077	.666	45	432	.181	.099	.077	.666
45	220	.149	.039	.473	.023	45	433	.099	.065	.065	.282	45	433	.099	.065	.065	.282
45	221	.123	.039	.430	.028	45	434	.111	.085	.085	.200	45	434	.111	.085	.085	.200
45	222	.343	.118	.430	.028	45	435	.047	.046	.157	.249	45	435	.047	.046	.157	.249
45	223	.224	.043	.556	.019	45	436	.064	.121	.793	.124	45	436	.064	.121	.793	.124
45	224	.205	.034	.605	.021	45	437	.088	.094	.553	.354	45	437	.088	.094	.553	.354
45	225	.243	.040	.500	.002	45	438	.101	.075	.186	.066	45	438	.101	.075	.186	.066
45	226	.111	.040	.388	.002	45	439	.087	.080	.123	.507	45	439	.087	.080	.123	.507
45	227	.077	.050	.388	.002	45	440	.028	.076	.233	.340	45	440	.028	.076	.233	.340
45	228	.105	.040	.388	.002	45	441	.063	.069	.055	.164	45	441	.063	.069	.055	.164
45	229	.040	.040	.388	.002	45	442	.018	.053	.147	.297	45	442	.018	.053	.147	.297
45	230	.040	.062	.388	.002	45	443	.033	.042	.130	.161	45	443	.033	.042	.130	.161
45	231	.087	.033	.388	.002	45	444	.011	.053	.222	.204	45	444	.011	.053	.222	.204
45	232	.069	.077	.388	.002	45	445	.190	.037	.000	.282	45	445	.190	.037	.000	.282
45	233	.110	.057	.388	.002	45	446	.017	.054	.181	.407	45	446	.017	.054	.181	.407
45	234	.110	.068	.388	.002	45	447	.036	.055	.233	.447	45	447	.036	.055	.233	.447
45	235	.100	.076	.388	.002	45	448	.039	.076	.300	.476	45	448	.039	.076	.300	.476
45	236	.037	.062	.388	.002	45	449	.135	.135	.183	.672	45	449	.135	.135	.183	.672
45	237	.037	.062	.388	.002	45	450	.033	.110	.000	.771	45	450	.033	.110	.000	.771
45	238	.037	.062	.388	.002	45	451	.033	.110	.000	.771	45	451	.033	.110	.000	.771
45	239	.037	.062	.388	.002	45	452	.033	.110	.000	.771	45	452	.033	.110	.000	.771
45	240	.037	.062	.388	.002	45	453	.033	.110	.000	.771	45	453	.033	.110	.000	.771
45	241	.037	.062	.388	.002	45	454	.033	.110	.000	.771	45	454	.033	.110	.000	.771
45	242	.037	.062	.388	.002	45	455	.033	.110	.000	.771	45	455	.033	.110	.000	.771
45	243	.037	.062	.388	.002	45	456	.033	.110	.000	.771	45	456	.033	.110	.000	.771
45	244	.037	.062	.388	.002	45	457	.033	.110	.000	.771	45	457	.033	.110	.000	.771
45	245	.037	.062	.388	.002	45	458	.033	.110	.000	.771	45	458	.033	.110	.000	.771
45	246	.037	.062	.388	.002	45	459	.033	.110	.000	.771	45	459	.033	.110	.000	.771
45	247	.037	.062	.388	.002	45	460	.033	.110	.000	.771	45	460	.033	.110	.000	.771
45	248	.037	.062	.388	.002	45	461	.033	.110	.000	.771	45	461	.033	.110	.000	.771
45	249	.037	.062	.388	.002	45	462	.033	.110	.000	.771	45	462	.033	.110	.000	.771
45	250	.037	.062	.388	.002	45	463	.033	.110	.000	.771	45	463	.033	.110	.000	.771
45	251	.037	.062	.388	.002	45	464	.033	.110	.000	.771	45	464	.033	.110	.000	.771
45	252	.037	.062	.388	.002	45	465	.033	.110	.000	.771	45	465	.033	.110	.000	.771
45	253	.037	.062	.388	.002	45	466	.033	.110	.000	.771	45	466	.033	.110	.000	.771
45	254	.037	.062	.388	.002	45	467	.033	.110	.000	.771	45	467	.033	.110	.000	.771
45	255	.037	.062	.388	.002	45	468	.033	.110	.000	.771	45	468	.033	.110	.000	.771
45	256	.037	.062	.388	.002	45	469	.033	.110	.000	.771	45	469	.033	.110	.000	.771
45	257	.037	.062	.388	.002	45	470	.033	.110	.000	.771	45	470	.033	.110	.000	.771
45	258	.037	.062	.388	.002	45	471	.033	.110	.000	.771	45	471	.033	.110	.000	.771
45	259	.037	.062	.388	.002	45	472	.033	.110	.000	.771	45	472	.033	.110	.000	.771
45	260	.037	.062	.388	.002	45	473	.033	.110	.000	.771	45	473	.033	.110	.000	.771
45	261	.037	.062	.388	.002	45	474	.033	.110	.000	.771	45	474	.033	.110	.000	.771
45	262	.037	.062	.388	.002	45	475	.033	.110	.000	.771	45	475	.033	.110	.000	.771
45	263	.037	.062	.388	.002	45	476	.033	.110	.000	.771	45	476	.033	.110	.000	.771
45	264	.037	.062	.388	.002	45	477	.033	.110	.000	.771	45	477	.033	.110	.000	.771
45	265	.037	.062	.388	.002	45	478	.033	.110	.000	.771	45	478	.033	.110	.000	.771
45	266	.037	.062	.388	.002	45	479	.033	.110	.000	.771	45	479	.033	.110	.000	.771
45	267	.037	.062	.388	.002	45	480	.033	.110	.000	.771	45	480	.033	.110	.000	.771
45	268	.037	.062	.388	.002	45	481	.033	.110	.000	.771	45	481	.033	.110	.000	.771
45	269	.037	.062	.388	.002	45	482	.033	.110	.000	.771	45	482	.033	.110	.000	.771
45	270	.037	.062	.388	.002	45	483	.033	.110	.000	.771	45	483	.033	.110	.000	.771
45	271	.037	.062	.388	.002	45	484	.033	.110	.000	.771	45	484	.033	.110	.000	.771
45	272	.037	.062	.388	.002	45	485	.033	.110	.000	.771	45	485	.033	.110	.000	.771
45	273	.037	.062	.388	.002	45	486	.033	.110	.000	.771	45	486	.033	.110	.000	.771
45	274	.037	.062	.388	.002	45	487	.033	.110	.000	.771	45	487	.033	.110	.000	.771
45	275	.037	.062	.388	.002	45	488	.033	.110	.000	.771	45	488	.033	.110	.000	.771
45	276	.037	.062	.388	.002	45	489	.033	.110	.000	.771	45	489	.033	.110	.000	.771
45	277	.037	.062	.388	.002	45	490	.033	.110	.000	.771	45	490	.033	.110	.000	.771
45	278	.037	.062	.388	.002	45	491	.033	.110	.000	.771	45	491	.033	.110	.000	.771
45	279	.037	.062	.388	.002	45	492	.033	.110	.000	.771	45	492	.033	.110	.000	.771
45	280	.037	.062	.388	.002	45	493	.033	.110	.000	.771	45	493	.033	.110	.000	.771
45	281	.037	.062	.388	.002	45	494	.033	.110	.000	.7						

APPENDIX A -- PRESSURE DATA

DENVER SQUARE -- FAIRMONT HOTEL -- DENVER, COLORADO

WD	TAP	CPNEAN	CPRMS	CPMAX	CPMIN	WD	TAP	CPNEAN	CPRMS	CPMAX	CPHIN	WD	TAP	CPNEAN	CPRMS	CPMAX	CPMIN
445	611	057	087	337	377	45	731	056	041	005	007	45	839	076	040	091	091
445	611	096	168	337	377	45	732	041	016	016	007	45	839	076	040	091	091
445	611	274	122	152	115	45	733	039	085	085	007	45	839	076	040	091	091
445	611	253	112	094	104	45	734	045	002	002	007	45	839	076	040	091	091
445	611	209	035	088	337	45	735	090	138	138	007	45	839	076	040	091	091
445	611	104	035	018	240	45	736	040	065	065	007	45	839	076	040	091	091
445	621	005	046	185	195	45	737	040	002	002	007	45	839	076	040	091	091
445	622	042	039	041	676	45	738	041	073	073	007	45	839	076	040	091	091
445	623	038	130	020	040	45	739	061	176	176	007	45	839	076	040	091	091
445	624	005	164	000	116	45	740	040	080	080	007	45	839	076	040	091	091
445	625	042	150	320	240	45	741	052	135	135	007	45	839	076	040	091	091
445	626	294	049	096	423	45	742	075	506	506	007	45	839	076	040	091	091
445	627	250	035	018	147	45	801	191	121	121	007	45	839	076	040	091	091
445	628	149	042	129	260	45	802	129	104	104	007	45	839	076	040	091	091
445	629	015	071	056	260	45	803	159	094	094	007	45	839	076	040	091	091
445	630	058	086	020	419	45	804	132	173	173	007	45	839	076	040	091	091
445	631	005	185	041	086	45	805	074	029	029	007	45	839	076	040	091	091
445	632	164	232	051	481	45	806	082	018	018	007	45	839	076	040	091	091
445	633	196	039	066	328	45	807	063	105	105	007	45	839	076	040	091	091
445	634	338	142	633	441	45	808	134	118	118	007	45	839	076	040	091	091
445	700	324	043	294	487	45	809	068	043	043	007	45	839	076	040	091	091
445	701	324	042	198	487	45	810	029	057	057	007	45	839	076	040	091	091
445	702	340	042	210	493	45	811	233	046	046	007	45	839	076	040	091	091
445	703	321	041	172	553	45	812	233	098	076	007	45	839	076	040	091	091
445	704	322	039	180	553	45	813	444	096	132	007	45	839	076	040	091	091
445	705	322	042	193	553	45	814	344	155	098	007	45	839	076	040	091	091
445	706	329	043	201	493	45	815	344	102	141	007	45	839	076	040	091	091
445	707	337	043	201	533	45	816	099	046	098	007	45	839	076	040	091	091
445	708	318	041	189	553	45	817	159	043	025	007	45	839	076	040	091	091
445	709	311	046	173	698	45	818	099	040	100	007	45	839	076	040	091	091
445	710	313	045	182	569	45	819	223	114	092	007	45	839	076	040	091	091
445	711	317	049	165	770	45	820	343	115	075	007	45	839	076	040	091	091
445	712	301	046	158	499	45	821	339	151	117	007	45	839	076	040	091	091
445	713	306	046	162	505	45	822	153	105	158	007	45	839	076	040	091	091
445	714	322	065	118	005	45	823	153	054	204	007	45	839	076	040	091	091
445	715	330	052	190	663	45	824	166	044	027	007	45	839	076	040	091	091
445	716	314	043	178	493	45	825	233	045	063	007	45	839	076	040	091	091
445	717	318	043	182	505	45	826	233	126	060	007	45	839	076	040	091	091
445	718	313	042	171	460	45	827	337	137	052	007	45	839	076	040	091	091
445	719	287	050	147	522	45	828	337	158	126	007	45	839	076	040	091	091
445	720	286	050	147	508	45	829	337	012	032	007	45	839	076	040	091	091
445	721	290	043	153	469	45	830	000	046	160	007	45	839	076	040	091	091
445	722	357	063	182	638	45	831	133	041	023	007	45	839	076	040	091	091
445	723	480	116	200	888	45	832	177	041	023	007	45	839	076	040	091	091
445	724	187	038	049	343	45	833	223	009	307	007	45	839	076	040	091	091
445	725	258	049	088	489	45	834	333	154	063	007	45	839	076	040	091	091
445	726	263	057	111	563	45	835	333	164	100	007	45	839	076	040	091	091
445	727	263	044	111	563	45	836	333	130	161	007	45	839	076	040	091	091
445	728	400	041	060	939	45	837	333	037	197	007	45	839	076	040	091	091
445	729	466	039	034	000	45	838	333	033	007	007	45	839	076	040	091	091
445	730	163	044	097	354	45	839	333	037	093	093	45	839	076	040	091	091

APPENDIX A -- PRESSURE DATA:

DENVER SQUARE -- FAIRMONT HOTEL -- DENVER , COLORADO

UD	TAP	CPMEAN	CPRMS	CPMAX	CPMIN	UD	TAP	CPMEAN	CPRMS	CPMAX	CPMIN	UD	TAP	CPMEAN	CPRMS	CPMAX	CPMIN
60	721	.047	.047	.111	.047	60	75	.170	.038	.024	.047	60	75	.170	.038	.024	.047
60	722	.060	.060	.161	.060	60	75	.298	.097	.097	.097	60	75	.298	.097	.097	.097
60	723	.111	.111	.238	.111	60	75	.217	.051	.009	.009	60	75	.217	.051	.009	.009
60	724	.040	.040	.064	.040	60	75	.198	.044	.037	.037	60	75	.198	.044	.037	.037
60	725	.052	.052	.100	.052	60	75	.295	.101	.014	.014	60	75	.295	.101	.014	.014
60	726	.066	.066	.055	.066	60	75	.232	.062	.060	.060	60	75	.232	.062	.060	.060
60	727	.047	.047	.126	.047	60	75	.310	.058	.063	.063	60	75	.310	.058	.063	.063
60	728	.044	.044	.095	.044	60	75	.597	.224	.146	.146	60	75	.597	.224	.146	.146
60	729	.051	.051	.067	.051	60	75	.238	.060	.016	.016	60	75	.238	.060	.016	.016
60	730	.060	.060	.071	.060	60	75	.290	.062	.005	.005	60	75	.290	.062	.005	.005
60	731	.133	.133	.081	.133	60	75	.530	.234	.054	.054	60	75	.530	.234	.054	.054
60	732	.233	.233	.004	.233	60	75	.239	.036	.048	.048	60	75	.239	.036	.048	.048
60	733	.046	.046	.100	.046	60	75	.268	.058	.069	.069	60	75	.268	.058	.069	.069
60	734	.056	.056	.066	.056	60	75	.422	.148	.065	.065	60	75	.422	.148	.065	.065
60	735	.083	.083	.153	.083	60	75	.239	.052	.050	.050	60	75	.239	.052	.050	.050
60	736	.043	.043	.068	.043	60	75	.274	.051	.042	.042	60	75	.274	.051	.042	.042
60	737	.041	.041	.009	.041	60	75	.326	.061	.097	.097	60	75	.326	.061	.097	.097
60	738	.037	.037	.104	.037	60	75	.376	.117	.047	.047	60	75	.376	.117	.047	.047
60	739	.068	.068	.182	.068	60	75	.207	.165	.202	.202	60	75	.207	.165	.202	.202
60	740	.199	.199	.013	.199	60	75	.254	.085	.203	.203	60	75	.254	.085	.203	.203
60	741	.046	.046	.247	.046	60	75	.035	.119	.663	.663	60	75	.035	.119	.663	.663
60	742	.069	.069	.434	.069	60	75	.193	.100	.131	.131	60	75	.193	.100	.131	.131
60	801	.100	.100	.217	.100	60	75	.051	.122	.581	.581	60	75	.051	.122	.581	.581
60	802	.107	.107	.188	.107	60	75	.156	.048	.016	.016	60	75	.156	.048	.016	.016
60	803	.177	.177	.000	.177	60	75	.186	.035	.050	.050	60	75	.186	.035	.050	.050
60	804	.149	.149	.042	.149	60	75	.201	.051	.040	.040	60	75	.201	.051	.040	.040
60	805	.110	.110	.025	.110	60	75	.265	.065	.024	.024	60	75	.265	.065	.024	.024
60	806	.077	.077	.038	.077	60	75	.304	.074	.019	.019	60	75	.304	.074	.019	.019
60	807	.311	.311	.114	.311	60	75	.207	.049	.045	.045	60	75	.207	.049	.045	.045
60	808	.449	.449	.168	.449	60	75	.249	.063	.066	.066	60	75	.249	.063	.066	.066
60	809	.121	.121	.069	.121	60	75	.147	.055	.035	.035	60	75	.147	.055	.035	.035
60	810	.169	.169	.062	.169	60	75	.166	.040	.002	.002	60	75	.166	.040	.002	.002
60	811	.090	.090	.119	.090	60	75	.237	.070	.011	.011	60	75	.237	.070	.011	.011
60	812	.088	.088	.128	.088	60	75	.291	.098	.035	.035	60	75	.291	.098	.035	.035
60	813	.087	.087	.181	.087	60	75	.151	.043	.019	.019	60	75	.151	.043	.019	.019
60	814	.106	.106	.024	.106	60	75	.161	.039	.000	.000	60	75	.161	.039	.000	.000
60	815	.110	.110	.094	.110	60	75	.171	.049	.073	.073	60	75	.171	.049	.073	.073
60	816	.072	.072	.133	.072	60	75	.165	.065	.126	.126	60	75	.165	.065	.126	.126
60	817	.058	.058	.096	.058	60	75	.175	.079	.191	.191	60	75	.175	.079	.191	.191
60	818	.056	.056	.078	.056	60	75	.210	.063	.075	.075	60	75	.210	.063	.075	.075
60	819	.090	.090	.123	.090	60	75	.223	.061	.075	.075	60	75	.223	.061	.075	.075
60	820	.090	.090	.120	.090	60	75	.174	.072	.112	.112	60	75	.174	.072	.112	.112
60	821	.123	.123	.016	.123	60	75	.167	.082	.116	.116	60	75	.167	.082	.116	.116
60	822	.112	.112	.153	.112	60	75	.190	.079	.091	.091	60	75	.190	.079	.091	.091
60	823	.066	.066	.076	.066	60	75	.255	.106	.108	.108	60	75	.255	.106	.108	.108
60	824	.054	.054	.004	.054	60	75	.221	.061	.035	.035	60	75	.221	.061	.035	.035
60	825	.056	.056	.007	.056	60	75	.195	.053	.047	.047	60	75	.195	.053	.047	.047
60	826	.114	.114	.148	.114	60	75	.158	.042	.002	.002	60	75	.158	.042	.002	.002
60	827	.117	.117	.161	.117	60	75	.145	.044	.035	.035	60	75	.145	.044	.035	.035
60	828	.140	.140	.031	.140	60	75	.207	.037	.049	.049	60	75	.207	.037	.049	.049

APPENDIX A -- PRESSURE DATA:

DENVER SQUARE -- FAIRMONT HOTEL -- DENVER , COLORADO

WD	TAP	CPMEAN	CPRMS	CPMAX	CPMIN	WD	TAP	CPMEAN	CPRMS	CPMAX	CPMIN	WD	TAP	CPMEAN	CPRMS	CPMAX	CPMIN
75	307	177	047	019	378	75	711	468	102	144	055	75	711	468	102	144	055
75	3308	357	082	030	673	75	712	433	126	103	11	75	712	433	126	103	11
75	3309	282	066	007	336	75	713	437	119	088	1	75	713	437	119	088	1
75	3310	444	042	007	004	75	714	408	143	094	1	75	714	408	143	094	1
75	3311	466	050	061	449	75	715	403	122	164	1	75	715	403	122	164	1
75	3312	333	059	000	446	75	716	329	059	159	3	75	716	329	059	159	3
75	3313	303	059	045	527	75	717	309	062	081	1	75	717	309	062	081	1
75	3314	202	050	014	407	75	718	300	061	065	1	75	718	300	061	065	1
75	3315	153	040	017	300	75	719	301	060	069	1	75	719	301	060	069	1
75	3316	148	044	033	441	75	720	295	060	109	1	75	720	295	060	109	1
75	401	148	061	059	500	75	721	288	050	114	1	75	721	288	050	114	1
75	402	100	124	480	421	75	722	368	072	161	1	75	722	368	072	161	1
75	403	303	138	385	421	75	723	329	116	193	1	75	723	329	116	193	1
75	404	067	138	344	554	75	724	255	049	015	1	75	724	255	049	015	1
75	405	088	129	375	522	75	725	273	058	029	1	75	725	273	058	029	1
75	406	205	069	084	725	75	726	285	074	037	1	75	726	285	074	037	1
75	407	108	089	229	322	75	727	288	046	111	1	75	727	288	046	111	1
75	408	034	136	423	461	75	728	255	047	050	1	75	728	255	047	050	1
75	409	034	089	033	122	75	729	178	065	128	1	75	729	178	065	128	1
75	410	075	085	271	377	75	730	141	064	072	1	75	730	141	064	072	1
75	411	061	085	305	412	75	731	118	073	206	1	75	731	118	073	206	1
75	412	339	059	035	333	75	732	248	059	098	1	75	732	248	059	098	1
75	413	309	080	192	553	75	733	262	055	015	1	75	733	262	055	015	1
75	414	034	080	410	363	75	734	148	059	120	1	75	734	148	059	120	1
75	415	051	062	177	238	75	735	171	082	115	1	75	735	171	082	115	1
75	416	222	052	042	470	75	736	144	071	079	1	75	736	144	071	079	1
75	417	077	051	026	370	75	737	188	057	002	1	75	737	188	057	002	1
75	418	282	055	075	447	75	738	233	042	065	1	75	738	233	042	065	1
75	419	281	071	007	564	75	739	416	075	184	1	75	739	416	075	184	1
75	420	030	097	507	245	75	740	196	051	011	1	75	740	196	051	011	1
75	421	298	098	035	705	75	741	048	067	249	1	75	741	048	067	249	1
75	422	376	057	087	594	75	742	000	097	457	1	75	742	000	097	457	1
75	423	116	067	073	602	75	801	442	088	203	1	75	801	442	088	203	1
75	424	444	048	005	866	75	802	453	096	195	1	75	802	453	096	195	1
75	501	042	110	023	447	75	803	504	144	146	1	75	803	504	144	146	1
75	502	122	104	185	844	75	804	504	118	110	1	75	804	504	118	110	1
75	503	122	130	137	811	75	805	430	094	117	1	75	805	430	094	117	1
75	504	438	094	075	965	75	806	369	077	145	1	75	806	369	077	145	1
75	505	351	130	303	773	75	807	382	070	162	1	75	807	382	070	162	1
75	506	330	081	044	670	75	808	447	088	193	1	75	808	447	088	193	1
75	507	433	111	122	867	75	809	491	107	155	1	75	809	491	107	155	1
75	508	484	179	845	910	75	810	498	126	039	1	75	810	498	126	039	1
75	509	484	179	845	433	75	811	440	080	144	1	75	811	440	080	144	1
75	510	504	093	187	842	75	812	396	081	151	1	75	812	396	081	151	1
75	511	504	123	013	762	75	813	421	093	190	1	75	813	421	093	190	1
75	512	197	116	749	247	75	814	478	102	169	1	75	814	478	102	169	1
75	513	123	071	461	173	75	815	353	131	022	1	75	815	353	131	022	1
75	514	152	132	666	310	75	816	117	092	250	1	75	816	117	092	250	1
75	515	282	068	429	008	75	817	174	079	128	1	75	817	174	079	128	1
75	516	000	070	491	088	75	818	287	079	009	1	75	818	287	079	009	1

APPENDIX A -- PRESSURE DATA:

DENVER SQUARE -- FAIRMONT HOTEL -- DENVER, COLORADO

WD	TAP	CPHEAN	CPRMS	CPMAX	CPMIN	WD	TAP	CPHEAN	CPRMS	CPMAX	CPMIN	WD	TAP	CPHEAN	CPRMS	CPMAX	CPMIN
75	819	.078	.078	.093	.759	75	930	.086	.105	.467	.453	90	218	.202	.070	.143	.575
75	820	.077	.138	.039	.754	75	931	.110	.056	.340	.061	90	219	.121	.089	.246	.398
75	821	.102	.015	-	.330	75	932	.130	.060	.381	.034	90	220	.145	.094	.176	.562
75	822	.105	.039	-	.890	75	933	.113	.076	.418	.245	90	221	.167	.087	.211	.529
75	823	.085	.193	-	.498	75	934	.126	.061	.386	.007	90	301	.173	.135	.253	1.022
75	824	.072	.147	-	.111	75	935	.123	.065	.410	.016	90	302	.153	.097	.302	.681
75	825	.069	.049	-	.900	75	936	.128	.073	.491	.064	90	303	.144	.074	.160	.477
75	826	.108	.118	-	.672	75	937	.084	.072	.441	.125	90	304	.105	.055	.157	.325
75	827	.111	.128	-	.722	75	938	.064	.058	.268	.284	90	305	.086	.060	.256	.422
75	828	.133	.074	-	.555	75	939	.270	.076	.019	.678	90	306	.139	.069	.190	.389
75	829	.010	.312	-	.400	90	1	.131	.051	.058	.340	90	307	.130	.054	.190	.364
75	830	.075	.164	-	.222	90	2	.185	.083	.079	.552	90	308	.258	.093	.140	.826
75	831	.052	.009	-	.555	90	3	.191	.051	.016	.504	90	309	.179	.076	.253	.467
75	832	.009	.290	-	.777	90	4	.187	.050	.015	.375	90	310	.103	.048	.108	.264
75	833	.122	.117	-	.244	90	5	.381	.163	.009	.017	90	311	.076	.060	.157	.291
75	834	.123	.129	-	.244	90	6	.222	.071	.014	.748	90	312	.232	.071	.150	.522
75	835	.119	.020	-	.091	90	7	.843	.080	.117	.748	90	313	.184	.076	.209	.406
75	836	.104	.048	-	.033	90	8	.343	.245	.095	-	90	314	.119	.059	.140	.391
75	837	.046	.007	-	.888	90	9	.227	.066	.025	.551	90	315	.098	.048	.099	.259
75	838	.046	.042	-	.144	90	10	.317	.082	.110	.823	90	316	.090	.053	.126	.257
75	839	.051	.061	-	.666	90	11	.631	.264	.025	-	90	401	.155	.062	.070	.403
75	840	.165	.767	-	.000	90	12	.322	.056	.032	.558	90	402	.048	.037	.550	.391
75	841	.140	.735	-	.799	90	13	.301	.080	.064	.647	90	403	.015	.156	.564	.423
75	842	.107	.515	-	.888	90	14	.537	.201	.231	-	90	404	.089	.147	.626	.576
75	843	.087	.368	-	.633	90	101	.245	.076	.066	.578	90	405	.023	.152	.460	.516
75	844	.066	.058	-	.499	90	102	.206	.070	.019	.473	90	406	.101	.097	.300	.466
75	845	.179	.869	-	.322	90	103	.293	.100	.063	.701	90	407	.111	.080	.148	.437
75	846	.127	.643	-	.888	90	104	.450	.142	.063	.988	90	408	.099	.106	.321	.580
75	847	.067	.007	-	.188	90	105	.538	.206	.237	-	90	409	.105	.083	.291	.389
75	848	.171	.820	-	.344	90	106	.233	.122	.241	.814	90	410	.009	.100	.374	.473
75	849	.154	.865	-	.399	90	107	.119	.128	.640	.213	90	411	.080	.089	.358	.179
75	850	.124	.743	-	.244	90	108	.150	.111	.234	.545	90	412	.167	.072	.077	.398
75	851	.089	.372	-	.333	90	109	.139	.121	.569	.230	90	413	.204	.077	.218	.450
75	852	.074	.097	-	.441	90	201	.093	.063	.218	.372	90	414	.044	.094	.428	.227
75	853	.165	.793	-	.453	90	202	.137	.057	.084	.355	90	415	.031	.072	.308	.188
75	854	.146	.712	-	.440	90	203	.188	.071	.059	.473	90	416	.115	.089	.204	.447
75	855	.118	.641	-	.379	90	204	.298	.103	.038	.947	90	417	.143	.068	.167	.373
75	856	.077	.314	-	.443	90	205	.345	.117	.117	.852	90	418	.197	.058	.124	.358
75	857	.066	.018	-	.666	90	206	.176	.063	.000	.474	90	419	.205	.093	.233	.548
75	858	.135	.661	-	.342	90	207	.240	.081	.014	.627	90	420	.102	.096	.466	.218
75	859	.113	.632	-	.300	90	208	.091	.062	.150	.388	90	421	.230	.115	.091	.661
75	860	.096	.520	-	.208	90	209	.124	.053	.077	.344	90	422	.195	.068	.080	.604
75	861	.082	.305	-	.799	90	210	.216	.094	.159	.621	90	423	.192	.074	.176	.440
75	862	.092	.156	-	.440	90	211	.275	.143	.178	.927	90	424	.153	.075	.250	.629
75	863	.074	.498	-	.431	90	212	.094	.054	.160	.320	90	501	.217	.158	.371	.909
75	864	.092	.562	-	.173	90	213	.116	.049	.082	.292	90	502	.123	.282	.228	.294
75	865	.118	.693	-	.222	90	214	.146	.059	.089	.403	90	503	.579	.222	.288	.414
75	866	.075	.580	-	.223	90	215	.129	.053	.246	.414	90	504	.482	.093	.200	.896
75	867	.076	.566	-	.160	90	216	.135	.102	.280	.635	90	505	.426	.102	.020	.884
75	868	.095	.478	-	.398	90	217	.195	.076	.122	.480	90	506	.474	.108	.169	1.009

APPENDIX A -- PRESSURE DATA:

DENVER SQUARE -- FAIRMONT HOTEL -- DENVER, COLORADO

UD	TAP	CPNEAN	CPRMS	CPMAX	CPMIN	UD	TAP	CPNEAN	CPRMS	CPMAX	CPMIN	UD	TAP	CPNEAN	CPRMS	CPMAX	CPMIN
90	438	.097	.097	.097	.097	90	701	.443	.075	.231	.759	90	809	.455	.103	.169	.914
90	211	.221	.110	.083	.043	90	702	.444	.073	.229	.739	90	810	.529	.102	.172	.885
90	528	.110	.110	.083	.043	90	703	.452	.077	.233	.796	90	811	.461	.084	.182	.798
90	436	.077	.122	.024	.081	90	704	.409	.076	.171	.726	90	812	.383	.095	.147	.132
90	005	.176	.086	.088	.088	90	705	.404	.071	.165	.693	90	813	.404	.084	.211	.909
90	029	.115	.086	.088	.088	90	706	.466	.084	.176	.965	90	814	.471	.095	.245	.971
90	044	.115	.086	.088	.088	90	707	.456	.082	.248	.884	90	815	.365	.116	.002	.829
90	153	.067	.067	.067	.067	90	708	.477	.077	.184	.708	90	816	.197	.107	.103	.647
90	172	.081	.081	.081	.081	90	709	.431	.134	.035	.286	90	817	.243	.094	.067	.693
90	186	.089	.103	.089	.089	90	710	.450	.130	.070	.135	90	818	.312	.089	.020	.682
90	130	.103	.103	.103	.103	90	711	.400	.085	.135	.000	90	819	.350	.093	.124	.011
90	151	.101	.101	.101	.101	90	712	.384	.120	.096	.117	90	820	.340	.084	.129	.915
90	083	.073	.073	.073	.073	90	713	.378	.115	.073	.897	90	821	.410	.092	.160	.974
90	199	.088	.088	.088	.088	90	714	.333	.096	.037	.948	90	822	.368	.084	.046	.744
90	121	.075	.075	.075	.075	90	715	.350	.104	.093	.184	90	823	.134	.087	.220	.378
90	022	.093	.093	.093	.093	90	716	.333	.055	.031	.919	90	824	.133	.069	.118	.386
90	056	.104	.104	.104	.104	90	717	.288	.085	.024	.305	90	825	.209	.066	.131	.445
90	069	.107	.107	.107	.107	90	718	.244	.084	.011	.305	90	826	.351	.099	.121	.865
90	109	.154	.129	.129	.129	90	719	.220	.081	.044	.689	90	827	.355	.098	.142	.860
90	134	.174	.174	.174	.174	90	720	.200	.078	.015	.656	90	828	.370	.103	.132	.981
90	100	.081	.081	.081	.081	90	721	.207	.057	.040	.416	90	829	.101	.011	.144	.066
90	179	.123	.123	.123	.123	90	722	.209	.097	.072	.856	90	830	.173	.078	.105	.508
90	221	.142	.142	.142	.142	90	723	.161	.129	.058	.978	90	831	.166	.058	.055	.421
90	183	.159	.159	.159	.159	90	724	.184	.120	.044	.512	90	832	.255	.060	.287	.226
90	137	.081	.081	.081	.081	90	725	.186	.058	.024	.413	90	833	.322	.088	.116	.971
90	033	.099	.099	.099	.099	90	726	.177	.073	.033	.514	90	834	.325	.089	.108	.088
90	221	.121	.121	.121	.121	90	727	.196	.060	.042	.417	90	835	.341	.100	.067	.047
90	304	.142	.142	.142	.142	90	728	.178	.065	.037	.485	90	836	.300	.118	.020	.038
90	291	.132	.132	.132	.132	90	729	.103	.094	.262	.605	90	837	.187	.063	.050	.439
90	158	.068	.068	.068	.068	90	730	.105	.068	.159	.394	90	838	.159	.068	.101	.521
90	111	.068	.068	.068	.068	90	731	.032	.071	.213	.395	90	839	.170	.077	.087	.605
90	258	.139	.139	.139	.139	90	732	.139	.080	.289	.378	90	901	.266	.088	.540	.980
90	158	.132	.132	.132	.132	90	733	.174	.070	.090	.416	90	902	.139	.231	.403	.473
90	163	.084	.084	.084	.084	90	734	.089	.067	.157	.314	90	903	.056	.097	.311	.523
90	018	.096	.096	.096	.096	90	735	.118	.071	.129	.448	90	904	.097	.077	.215	.350
90	241	.104	.104	.104	.104	90	736	.144	.081	.133	.437	90	905	.232	.069	.005	.494
90	247	.109	.109	.109	.109	90	737	.155	.061	.062	.345	90	906	.242	.361	.711	.933
90	188	.104	.104	.104	.104	90	738	.140	.062	.107	.607	90	907	.025	.123	.451	.845
90	190	.110	.110	.110	.110	90	739	.300	.091	.024	.672	90	908	.258	.007	.020	.553
90	068	.059	.059	.059	.059	90	740	.033	.091	.219	.391	90	909	.257	.007	.626	.749
90	169	.106	.106	.106	.106	90	741	.019	.068	.270	.231	90	910	.202	.331	.622	.370
90	249	.113	.113	.113	.113	90	742	.022	.077	.501	.219	90	911	.078	.200	.506	.255
90	250	.112	.112	.112	.112	90	801	.405	.085	.164	.713	90	912	.149	.099	.199	.727
90	084	.094	.094	.094	.094	90	802	.410	.088	.172	.702	90	913	.272	.076	.007	.736
90	020	.123	.123	.123	.123	90	803	.460	.099	.187	.991	90	914	.337	.242	.439	.567
90	201	.084	.084	.084	.084	90	804	.460	.098	.173	.924	90	915	.282	.242	.371	.453
90	012	.146	.146	.146	.146	90	805	.466	.091	.156	.840	90	916	.143	.179	.282	.939
90						90	806	.440	.089	.095	.840	90	917	.183	.099	.160	.638
90						90	807	.440	.083	.111	.740	90	918	.273	.088	.005	.734
90						90	808	.410	.093	.138	.991	90	919	.312	.211	.401	.487

APPENDIX A -- PRESSURE DATA:

DENVER SQUARE -- FAIRMONT HOTEL -- DENVER, COLORADO

WD	TAP	CP	CPHEAN	CPRMS	CPHAX	CPHIN	WD	TAP	CPHEAN	CPRMS	CPHAX	CPHIN	WD	TAP	CPHEAN	CPRMS	CPHAX	CPHIN
105	920	1255	.204	.339	1	235	105	208	114	.056	.072	.329	105	421	184	106	134	587
105	921	1333	.128	.268	1	693	105	209	.149	.047	.012	.338	105	422	.152	.072	.143	.464
105	922	2113	.088	.089	1	645	105	210	.138	.075	.132	.488	105	423	.145	.080	.155	.419
105	923	3367	.099	.067	1	879	105	211	.142	.128	.240	1.043	105	424	.121	.098	.191	.573
105	924	007	.123	.384	1	775	105	212	.082	.053	.100	.301	105	501	.219	.159	.366	.774
105	925	018	.140	.492	1	660	105	213	.120	.045	.115	.288	105	502	.658	.195	.184	1.700
105	926	004	.166	.499	1	624	105	214	.137	.046	.072	.344	105	503	.481	.098	.184	.976
105	927	047	.058	.253	1	274	105	215	.089	.061	.173	.316	105	504	.428	.105	.081	.963
105	928	053	.060	.282	1	318	105	216	.099	.081	.271	.465	105	505	.338	.109	.059	.880
105	929	048	.105	.281	1	318	105	217	.100	.076	.368	.424	105	506	.458	.120	.173	1.212
105	930	183	.163	.217	1	052	105	218	.140	.063	.116	.384	105	507	.364	.080	.055	.710
105	931	040	.042	.262	1	200	105	219	.054	.075	.277	.362	105	508	.427	.138	.062	1.371
105	932	052	.046	.266	1	185	105	220	.086	.083	.264	.458	105	509	.471	.117	.041	1.102
105	933	033	.049	.247	1	691	105	221	.133	.080	.196	.601	105	510	.338	.085	.027	.730
105	934	077	.044	.403	1	466	105	300	.136	.144	.337	.772	105	511	.388	.105	.048	.847
105	935	071	.049	.410	1	060	105	303	.128	.113	.325	.593	105	512	.178	.188	.653	.733
105	936	004	.050	.260	1	190	105	304	.203	.077	.049	.780	105	513	.085	.093	.208	.624
105	937	155	.052	.190	1	240	105	305	.158	.056	.000	.479	105	514	.228	.116	.790	.034
105	938	310	.077	.099	1	437	105	306	.139	.062	.042	.483	105	515	.117	.057	.357	.077
105	939	107	.062	.000	1	914	105	307	.165	.065	.090	.473	105	516	.145	.077	.453	1.105
105	1000	107	.088	.283	1	488	105	308	.215	.095	.193	.691	105	517	.161	.070	.471	.140
105	1001	159	.055	.015	1	449	105	309	.138	.081	.247	.377	105	518	.108	.086	.397	.221
105	1002	331	.054	.164	1	467	105	310	.139	.054	.021	.385	105	519	.128	.076	.515	.042
105	1003	448	.147	.005	1	012	105	311	.111	.058	.033	.340	105	520	.048	.050	.277	.131
105	1004	176	.086	.103	1	533	105	312	.199	.073	.124	.451	105	521	.160	.085	.346	.602
105	1005	228	.071	.035	1	747	105	313	.144	.073	.124	.451	105	522	.169	.069	.050	.471
105	1006	565	.186	.133	1	548	105	314	.136	.050	.212	.298	105	601	.074	.100	.320	.361
105	1007	190	.084	.027	1	912	105	315	.113	.044	.042	.282	105	602	.031	.116	.463	.288
105	1008	277	.077	.030	1	648	105	316	.084	.052	.111	.256	105	603	.045	.118	.645	.358
105	1009	353	.165	.005	1	300	105	401	.121	.052	.098	.370	105	604	.059	.113	.531	.279
105	1010	183	.089	.014	1	834	105	402	.090	.052	.098	.323	105	605	.091	.130	.639	.350
105	1011	055	.076	.057	1	525	105	403	.031	.129	.459	.366	105	606	.167	.149	.800	.288
105	1012	353	.153	.206	1	057	105	404	.069	.129	.404	.608	105	607	.144	.164	.821	.470
105	1013	158	.088	.273	1	885	105	405	.022	.119	.502	.444	105	608	.033	.096	.376	.323
105	1014	146	.072	.087	1	879	105	406	.062	.087	.295	.376	105	609	.153	.121	.648	.155
105	1015	176	.072	.032	1	575	105	407	.093	.079	.213	.394	105	610	.239	.138	.795	.077
105	1016	332	.116	.002	1	856	105	408	.103	.097	.357	.490	105	611	.157	.164	.761	.489
105	1017	100	.177	.192	1	155	105	409	.070	.078	.277	.319	105	612	.070	.065	.244	.281
105	1018	117	.113	.502	1	638	105	410	.044	.088	.438	.275	105	613	.041	.087	.475	.199
105	1019	117	.113	.545	1	361	105	411	.109	.081	.438	.169	105	614	.174	.101	.652	.058
105	1020	049	.097	.429	1	262	105	412	.125	.082	.214	.350	105	615	.240	.108	.695	.066
105	1021	119	.097	.456	1	264	105	413	.151	.075	.143	.453	105	616	.276	.131	.750	.013
105	1022	146	.068	.106	1	387	105	414	.072	.069	.336	.194	105	617	.197	.150	.658	.178
105	1023	180	.058	.014	1	411	105	415	.057	.056	.294	.144	105	618	.058	.153	.548	.345
105	1024	213	.081	.060	1	911	105	416	.080	.076	.219	.408	105	619	.076	.057	.323	.315
105	1025	219	.135	.204	1	116	105	417	.114	.081	.250	.372	105	620	.021	.067	.344	.202
105	1026	222	.159	.366	1	.022	105	418	.158	.069	.250	.381	105	621	.134	.078	.490	.056
105	1027	199	.058	.023	1	.492	105	419	.144	.107	.368	.498	105	622	.198	.087	.657	.004
105	1028	075	.075	.067	1	.724	105	420	.139	.084	.434	.159	105	623	.207	.109	.639	.043
105	1029	213	.075	.067	1	.724	105	421	.131	.136	.624	.131	105	624	.131	.136	.653	.210

APPENDIX A -- PRESSURE DATA:

DENVER SQUARE -- FAIRMONT HOTEL -- DENVER , COLORADO

WD	TAP	CPMEAN	CPRMS	CPMAX	CPMIN	WD	TAP	CPMEAN	CPRMS	CPMAX	CPMIN	WD	TAP	CPMEAN	CPRMS	CPMAX	CPMIN
105	625	027	.129	.542	337	105	741	.021	.050	.232	-.189	105	910	-.559	.230	.199	-1.973
105	626	033	.059	.149	337	105	742	-.060	.047	.221	-.194	105	911	-.333	.228	.184	-1.173
105	627	043	.052	.283	337	105	801	-.359	.058	-.164	-.597	105	912	-.276	.097	.043	-.879
105	628	153	.078	-.	337	105	802	-.362	.058	-.187	-.610	105	913	-.332	.075	.174	-.850
105	629	228	.087	.563	337	105	803	-.402	.098	-.177	-.934	105	914	-.529	.193	.213	-1.552
105	630	238	.103	.635	337	105	804	-.354	.057	-.203	-.572	105	915	-.505	.202	.219	-1.579
105	631	042	.118	.645	337	105	805	-.339	.062	-.138	-.632	105	916	-.346	.189	.183	-1.169
105	632	046	.146	.491	337	105	806	-.326	.072	-.070	-.573	105	917	-.303	.104	.076	-.827
105	633	050	.090	.099	337	105	807	-.331	.071	-.050	-.595	105	918	-.342	.086	.096	-.975
105	634	056	.156	.469	337	105	808	-.334	.056	-.184	-.570	105	919	-.566	.267	.048	-1.955
105	701	056	.069	.064	337	105	809	-.387	.056	-.226	-.658	105	920	-.505	.250	.070	-1.616
105	702	056	.068	.070	337	105	810	-.357	.055	-.137	-.558	105	921	-.294	.135	.119	-.772
105	703	056	.069	.065	337	105	811	-.325	.060	-.123	-.554	105	922	-.290	.083	.069	-.691
105	704	056	.070	.055	337	105	812	-.354	.056	-.199	-.700	105	923	-.368	.075	.131	-.754
105	705	056	.065	.092	337	105	813	-.371	.057	-.182	-1.033	105	924	-.127	.138	.235	-.999
105	706	056	.064	.119	337	105	814	-.407	.058	-.231	-.699	105	925	-.141	.150	.476	-.733
105	707	056	.064	.110	337	105	815	-.363	.059	-.136	-.606	105	926	-.177	.156	.554	-.682
105	708	056	.062	.068	337	105	816	-.254	.054	-.050	-.432	105	927	-.044	.059	.194	-.424
105	709	056	.060	.101	337	105	817	-.212	.059	-.031	-.474	105	928	-.032	.054	.185	-.316
105	710	057	.104	-.	337	105	818	-.225	.054	-.015	-.457	105	929	-.186	.107	.190	-.802
105	711	058	.051	.082	337	105	819	-.345	.070	-.123	-.727	105	930	-.386	.166	.101	-1.066
105	712	058	.061	.013	337	105	820	-.325	.061	-.136	-.806	105	931	-.033	.044	.115	-.304
105	713	058	.061	.011	337	105	821	-.374	.056	-.211	-.625	105	932	-.020	.047	.142	-.276
105	714	059	.059	.026	337	105	822	-.361	.064	-.094	-.617	105	933	-.148	.092	.195	-.635
105	715	054	.054	.056	337	105	823	-.201	.066	-.109	-.409	105	934	-.011	.042	.254	-.133
105	716	054	.044	.041	337	105	824	-.137	.060	-.186	-.318	105	935	-.004	.045	.249	-.134
105	717	055	.068	.079	337	105	825	-.174	.053	-.123	-.384	105	936	-.073	.048	.215	-.228
105	718	059	.067	.113	337	105	826	-.317	.071	-.158	-.795	105	937	-.110	.050	.238	-.234
105	719	059	.071	.002	337	105	827	-.318	.066	-.158	-.685	105	938	-.187	.049	.021	-.382
105	720	059	.061	.002	337	105	828	-.325	.065	-.181	-.754	105	939	-.302	.057	.120	-.590
105	721	059	.056	.058	337	105	829	-.187	.017	-.238	-.140	120	1	-.172	.052	.018	-.433
105	722	059	.057	.094	337	105	830	-.250	.074	-.041	-.565	120	2	-.095	.077	.217	-.401
105	723	059	.073	.097	337	105	831	-.171	.073	-.171	-.463	120	3	-.142	.053	.031	-.378
105	724	059	.073	.156	337	105	832	-.263	.099	-.292	-.237	120	4	-.082	.057	.196	-.391
105	725	057	.006	-.	337	105	833	-.297	.059	-.123	-.654	120	5	-.260	.130	.131	-.961
105	726	057	.072	.002	337	105	834	-.297	.058	-.126	-.634	120	6	-.164	.107	.075	-.821
105	727	057	.069	.097	337	105	835	-.317	.066	-.164	-1.090	120	7	-.165	.070	.078	-.589
105	728	057	.067	.141	337	105	836	-.327	.078	-.045	-.789	120	8	-.292	.136	.095	-1.087
105	729	043	.081	.292	337	105	837	-.267	.068	-.000	-.543	120	9	-.152	.085	.044	-.658
105	730	055	.055	.068	337	105	838	-.222	.090	-.126	-.611	120	10	-.160	.067	.041	-.546
105	731	057	.055	.112	337	105	839	-.250	.103	-.097	-.745	120	11	-.259	.107	.025	-.886
105	732	059	.073	.183	337	105	901	-.674	.301	-.060	-2.094	120	12	-.128	.087	.102	-.777
105	733	059	.066	.189	337	105	902	-.419	.247	-.117	-1.618	120	13	-.150	.058	.101	-.426
105	734	053	.052	.185	337	105	903	-.202	.088	-.065	-.599	120	14	-.233	.097	.160	-.683
105	735	053	.049	.073	337	105	904	-.205	.049	-.029	-.599	120	101	-.118	.092	.265	-.919
105	736	051	.075	.102	337	105	905	-.286	.050	-.126	-.538	120	102	-.118	.067	.160	-.658
105	737	051	.065	.127	337	105	906	-.658	.297	-.126	-1.851	120	103	-.135	.069	.053	-.557
105	738	051	.065	.166	337	105	907	-.189	.124	-.177	-.977	120	104	-.170	.073	.114	-.542
105	739	051	.059	.138	337	105	908	-.297	.049	-.167	-.615	120	105	-.220	.146	.270	-1.124
105	740	049	.062	.192	337	105	909	-.607	.200	-.060	-1.626	120	106	-.053	.074	.275	-.309

APPENDIX A -- PRESSURE DATA:

DENVER SQUARE -- FAIRMONT HOTEL -- DENVER , COLORADO

WD	TAP	CPNEAN	CPRMS	CPMAX	CPMIN	WD	TAP	CPNEAN	CPRMS	CPMAX	CPMIN	WD	TAP	CPNEAN	CPRMS	CPMAX	CPMIN
1220	107	070	081	555	232	1220	615	19	072	419	107	1220	615	256	137	945	066
1220	108	040	066	311	290	1220	616	169	077	169	409	1220	616	237	142	858	096
1220	109	108	037	486	55	1220	617	049	063	409	453	1220	617	116	134	697	066
1220	201	207	062	028	450	1220	618	066	072	406	144	1220	618	037	118	401	530
1220	202	211	062	000	474	1220	619	370	060	370	128	1220	619	055	069	373	369
1220	203	198	090	058	702	1220	620	340	069	340	303	1220	620	038	081	552	200
1220	204	164	139	237	401	1220	621	279	074	279	381	1220	621	127	085	459	151
1220	205	144	146	321	804	1220	622	137	063	137	382	1220	622	158	091	752	092
1220	206	111	053	026	408	1220	623	680	146	680	514	1220	623	113	101	699	124
1220	207	111	049	165	429	1220	624	000	080	000	305	1220	624	000	104	465	404
1220	208	111	057	067	777	1220	625	221	096	221	562	1220	625	126	093	305	066
1220	209	111	049	067	374	1220	626	116	075	116	470	1220	626	107	066	207	092
1220	210	111	066	137	442	1220	627	114	076	114	405	1220	627	016	063	472	242
1220	211	111	096	253	955	1220	628	141	101	141	635	1220	628	188	090	763	021
1220	212	143	066	067	442	1220	629	246	127	246	925	1220	629	216	103	694	017
1220	213	144	045	074	312	1220	630	070	121	070	303	1220	630	167	105	673	073
1220	214	111	044	132	276	1220	631	022	102	022	891	1220	631	176	077	257	611
1220	215	111	055	248	188	1220	632	000	107	000	991	1220	632	303	099	030	773
1220	216	111	066	270	440	1220	633	071	102	071	762	1220	633	158	106	227	751
1220	217	111	066	394	888	1220	634	022	105	022	991	1220	634	333	122	226	833
1220	218	111	099	056	311	1220	635	022	075	022	598	1220	635	222	060	024	523
1220	219	111	046	470	171	1220	636	353	153	353	243	1220	636	233	058	002	474
1220	220	111	066	333	363	1220	637	139	127	139	953	1220	637	036	057	050	534
1220	221	111	066	083	404	1220	638	032	095	032	764	1220	638	221	058	045	547
1220	222	111	146	176	912	1220	639	074	108	074	808	1220	639	222	054	051	536
1220	223	111	077	067	889	1220	640	232	145	232	013	1220	640	223	048	047	435
1220	224	111	077	042	622	1220	641	000	111	000	793	1220	641	223	051	063	504
1220	225	111	066	000	524	1220	642	003	071	003	096	1220	642	223	052	015	504
1220	226	111	066	007	528	1220	643	403	086	403	074	1220	643	222	050	075	553
1220	227	111	066	016	484	1220	644	118	080	118	160	1220	644	222	047	068	510
1220	228	111	053	088	484	1220	645	573	086	573	214	1220	645	217	056	011	608
1220	229	111	087	005	730	1220	646	107	101	107	274	1220	646	203	076	088	831
1220	230	111	066	028	469	1220	647	160	090	160	046	1220	647	200	071	077	735
1220	231	111	066	035	463	1220	648	042	066	042	180	1220	648	196	064	025	625
1220	232	111	066	014	550	1220	649	152	093	152	566	1220	649	201	059	004	288
1220	233	111	066	012	550	1220	650	122	056	122	342	1220	650	178	050	019	525
1220	234	111	066	032	494	1220	651	020	099	020	435	1220	651	179	084	071	866
1220	235	111	066	049	491	1220	652	132	122	132	429	1220	652	173	082	085	941
1220	236	111	066	026	438	1220	653	172	139	172	281	1220	653	157	066	065	595
1220	237	111	066	021	430	1220	654	176	142	176	253	1220	654	146	061	109	436
1220	238	111	077	114	327	1220	655	191	151	191	247	1220	655	130	054	060	446
1220	239	111	077	456	443	1220	656	174	144	174	374	1220	656	202	101	085	767
1220	240	111	129	472	722	1220	657	080	142	080	454	1220	657	223	109	119	744
1220	241	111	102	360	358	1220	658	056	098	056	225	1220	658	136	086	209	545
1220	242	111	113	562	313	1220	659	261	168	261	134	1220	659	144	059	084	362
1220	243	111	081	315	394	1220	660	297	161	297	132	1220	660	152	072	034	612
1220	244	111	089	191	386	1220	661	055	133	055	515	1220	661	129	068	143	426
1220	245	111	085	208	446	1220	662	030	078	030	340	1220	662	100	060	135	378
1220	246	111	081	371	204	1220	663	089	106	089	201	1220	663	008	068	418	358
1220	247	111	074	348	066	1220	664	218	128	218	096	1220	664	065	049	183	329

APPENDIX A -- PRESSURE DATA:

DENVER SQUARE -- FAIRMONT HOTEL -- DENVER , COLORADO

WD	TAP	CPMEAN	CPRMS	CPMAX	CPMIN	WD	TAP	CPMEAN	CPRMS	CPMAX	CPMIN	WD	TAP	CPMEAN	CPRMS	CPMAX	CPMIN
120	731	.049	.049	.147	-.049	120	839	.062	.062	.113	-.062	135	11	.302	.093	.037	-.812
120	732	.055	.055	.271	-.055	120	901	.187	.187	.179	-.187	135	12	.152	.058	.102	-.666
120	733	.056	.056	.163	-.056	120	902	.283	.283	1.053	-.283	135	13	.182	.049	.006	-.407
120	734	.057	.057	.151	-.057	120	903	.390	.390	.016	-.390	135	14	.283	.091	.055	-.861
120	735	.049	.049	.151	-.049	120	904	.274	.106	.045	-.274	135	101	.164	.085	.153	-.980
120	736	.060	.060	.141	-.060	120	905	.289	.095	.002	-.289	135	102	.156	.063	.058	-.700
120	737	.060	.060	.150	-.060	120	906	.609	.234	1.355	-.609	135	103	.168	.056	.007	-.439
120	738	.064	.064	.225	-.064	120	907	.411	.165	.002	-.411	135	104	.196	.077	.049	-.648
120	739	.082	.082	.082	-.082	120	908	.282	.096	.027	-.282	135	105	.223	.146	.298	-.830
120	740	.054	.054	.184	-.054	120	909	.477	.178	.011	-.477	135	106	.091	.065	.281	-.309
120	741	.048	.048	.232	-.048	120	910	.467	.173	.025	-.467	135	107	.067	.071	.414	-.192
120	742	.054	.054	.217	-.054	120	911	.437	.173	.110	-.437	135	108	.067	.063	.231	-.303
120	801	.073	.073	.013	-.073	120	912	.343	.130	.047	-.343	135	109	.109	.085	.457	-.249
120	802	.070	.070	.017	-.070	120	913	.355	.149	.005	-.355	135	201	.180	.056	.009	-.428
120	803	.072	.072	.057	-.072	120	914	.431	.152	.066	-.431	135	202	.196	.046	.050	-.411
120	804	.063	.063	.045	-.063	120	915	.445	.150	.014	-.445	135	203	.205	.079	.042	-.720
120	805	.057	.057	.024	-.057	120	916	.392	.139	.020	-.392	135	204	.209	.111	.157	-.015
120	806	.055	.055	.004	-.055	120	917	.345	.116	.032	-.345	135	205	.206	.118	.172	-.691
120	807	.053	.053	.041	-.053	120	918	.580	.131	.043	-.580	135	206	.184	.053	.000	-.456
120	808	.053	.053	.026	-.053	120	919	.580	.219	.028	-.580	135	207	.179	.063	.049	-.482
120	809	.047	.047	.109	-.047	120	920	.531	.184	.000	-.531	135	208	.174	.050	.035	-.399
120	810	.047	.047	.061	-.047	120	921	.347	.105	.030	-.347	135	209	.164	.040	.026	-.340
120	811	.047	.047	.072	-.047	120	922	.287	.074	.030	-.287	135	210	.109	.057	.100	-.506
120	812	.084	.084	.062	-.084	120	923	.295	.064	.117	-.295	135	211	.111	.072	.196	-.316
120	813	.074	.074	.074	-.074	120	924	.318	.162	.106	-.318	135	212	.159	.047	.019	-.342
120	814	.056	.056	.130	-.056	120	925	.302	.125	.319	-.302	135	213	.146	.036	.005	-.288
120	815	.042	.042	.100	-.042	120	926	.333	.129	.201	-.333	135	214	.118	.038	.007	-.243
120	816	.037	.037	.062	-.037	120	927	.185	.085	.053	-.185	135	215	.076	.046	.117	-.207
120	817	.041	.041	.002	-.041	120	928	.154	.069	.059	-.154	135	216	.072	.061	.199	-.307
120	818	.043	.043	.007	-.043	120	929	.384	.106	.050	-.384	135	217	.098	.055	.242	-.268
120	819	.082	.082	.094	-.082	120	930	.383	.116	.043	-.383	135	218	.117	.044	.042	-.294
120	820	.066	.066	.123	-.066	120	931	.173	.072	.083	-.173	135	219	.063	.053	.273	-.296
120	821	.061	.061	.059	-.061	120	932	.145	.063	.066	-.145	135	220	.103	.056	.136	-.328
120	822	.069	.069	.230	-.069	120	933	.261	.085	.032	-.261	135	221	.120	.056	.161	-.472
120	823	.074	.074	.214	-.074	120	934	.092	.053	.105	-.092	135	222	.182	.077	.065	-.608
120	824	.066	.066	.200	-.066	120	935	.092	.049	.124	-.092	135	223	.176	.061	.000	-.482
120	825	.064	.064	.223	-.064	120	936	.154	.054	.113	-.154	135	303	.182	.061	.000	-.570
120	826	.053	.053	.091	-.053	120	937	.148	.057	.316	-.148	135	304	.190	.058	.014	-.489
120	827	.052	.052	.138	-.052	120	938	.174	.053	.178	-.174	135	305	.180	.063	.068	-.509
120	828	.059	.059	.153	-.059	120	939	.233	.047	.071	-.233	135	306	.165	.045	.051	-.347
120	829	.010	.010	.179	-.010	135	307	.154	.054	.035	-.154	135	307	.183	.057	.023	-.530
120	830	.069	.069	.210	-.069	135	308	.157	.063	.088	-.157	135	308	.180	.048	.044	-.496
120	831	.063	.063	.136	-.063	135	309	.146	.048	.068	-.146	135	309	.163	.041	.040	-.379
120	832	.009	.009	.305	-.009	135	310	.125	.049	.140	-.125	135	310	.181	.057	.019	-.671
120	833	.053	.053	.109	-.053	135	311	.305	.124	.023	-.305	135	311	.182	.055	.012	-.535
120	834	.053	.053	.108	-.053	135	312	.198	.085	.032	-.198	135	312	.167	.040	.014	-.347
120	835	.056	.056	.133	-.056	135	313	.198	.055	.009	-.198	135	313	.157	.040	.009	-.311
120	836	.051	.051	.075	-.051	135	314	.307	.136	.020	-.307	135	314	.178	.045	.028	-.555
120	837	.050	.050	.023	-.050	135	315	.182	.065	.000	-.182	135	315	.182	.058	.049	-.558
120	838	.059	.059	.123	-.059	135	316	.198	.055	.014	-.198	135	316	.173	.060	.023	-.598

APPENDIX A -- PRESSURE DATA:

DENVER SQUARE -- FAIRMONT HOTEL -- DENVER, COLORADO

UD	TAP	CPMEAN	CPRMS	CPMAX	CPMIN	UD	TAP	CPMEAN	CPRMS	CPMAX	CPMIN	UD	TAP	CPMEAN	CPRMS	CPMAX	CPMIN
1335	401	.097	.044	.053	.262	1335	605	.132	.149	.726	.186	1335	721	.134	.054	.017	.512
1335	402	.053	.072	.403	.196	1335	606	.107	.144	.623	.186	1335	722	.201	.099	.026	.640
1335	403	.036	.110	.408	.429	1335	607	.031	.136	.465	.376	1335	723	.212	.099	.048	.761
1335	404	.016	.096	.368	.368	1335	608	.045	.105	.478	.297	1335	724	.139	.078	.152	.443
1335	405	.052	.116	.477	.278	1335	609	.304	.165	.032	.171	1335	725	.128	.054	.049	.361
1335	406	.018	.079	.347	.273	1335	610	.230	.165	.876	.154	1335	726	.141	.065	.011	.438
1335	407	.136	.053	.101	.443	1335	611	.033	.129	.354	.370	1335	727	.152	.066	.074	.410
1335	408	.154	.073	.000	.443	1335	612	.110	.082	.544	.211	1335	728	.111	.054	.049	.441
1335	409	.022	.033	.339	.386	1335	613	.110	.114	.633	.212	1335	729	.001	.054	.217	.286
1335	410	.074	.068	.345	.161	1335	614	.255	.145	.812	.129	1335	730	.061	.043	.105	.208
1335	411	.093	.068	.377	.094	1335	615	.011	.137	.759	.129	1335	731	.049	.041	.134	.208
1335	412	.171	.057	.074	.456	1335	616	.167	.114	.662	.129	1335	732	.026	.054	.231	.234
1335	413	.163	.043	.014	.330	1335	617	.055	.108	.648	.319	1335	733	.083	.041	.103	.297
1335	414	.084	.067	.466	.154	1335	618	.020	.090	.371	.401	1335	734	.010	.044	.173	.162
1335	415	.065	.055	.298	.089	1335	619	.050	.069	.282	.301	1335	735	.063	.037	.074	.249
1335	416	.005	.053	.077	.244	1335	620	.088	.115	.397	.166	1335	736	.142	.035	.011	.319
1335	417	.152	.042	.000	.355	1335	621	.199	.105	.630	.000	1335	737	.131	.040	.047	.301
1335	418	.158	.000	.014	.326	1335	622	.194	.105	.630	.000	1335	738	.094	.047	.094	.333
1335	419	.004	.152	.653	.424	1335	623	.102	.083	.632	.129	1335	739	.127	.063	.091	.422
1335	420	.093	.075	.444	.212	1335	624	.011	.066	.423	.000	1335	740	.034	.045	.131	.197
1335	421	.117	.081	.159	.521	1335	625	.112	.058	.202	.358	1335	741	.019	.043	.219	.105
1335	422	.159	.075	.068	.461	1335	626	.098	.057	.174	.371	1335	742	.049	.042	.147	.144
1335	423	.176	.053	.000	.361	1335	627	.000	.057	.316	.224	1335	801	.207	.076	.011	.555
1335	424	.218	.100	.000	.723	1335	628	.000	.103	.673	.041	1335	802	.190	.071	.015	.660
1335	425	.301	.110	.020	.354	1335	629	.141	.098	.387	.000	1335	803	.194	.070	.024	.688
1335	426	.309	.111	.020	.008	1335	630	.138	.059	.521	.077	1335	804	.215	.075	.026	.788
1335	427	.324	.110	.171	.962	1335	631	.222	.074	.077	.374	1335	805	.233	.055	.020	.855
1335	428	.251	.111	.233	.745	1335	632	.166	.074	.019	.579	1335	806	.246	.070	.039	.933
1335	429	.320	.109	.083	.909	1335	633	.166	.108	.169	.709	1335	807	.249	.067	.015	.952
1335	430	.226	.082	.033	.909	1335	634	.260	.098	.002	.686	1335	808	.204	.068	.024	.603
1335	431	.351	.140	.133	.567	1335	701	.267	.074	.071	.723	1335	809	.200	.056	.002	.631
1335	432	.297	.118	.020	.429	1335	702	.262	.068	.000	.699	1335	810	.200	.058	.068	.695
1335	433	.261	.108	.020	.011	1335	703	.267	.066	.000	.699	1335	811	.200	.055	.068	.744
1335	434	.289	.105	.178	.746	1335	704	.249	.065	.000	.699	1335	812	.200	.075	.022	.800
1335	435	.252	.095	.044	.942	1335	705	.248	.059	.000	.699	1335	813	.202	.059	.007	.851
1335	436	.186	.112	.055	.756	1335	706	.266	.065	.000	.634	1335	814	.196	.042	.053	.931
1335	437	.087	.070	.690	.087	1335	707	.268	.062	.000	.616	1335	815	.205	.040	.020	.932
1335	438	.093	.081	.488	.104	1335	708	.247	.059	.000	.681	1335	816	.205	.043	.059	.403
1335	439	.144	.097	.608	.156	1335	709	.289	.082	.000	.774	1335	817	.233	.049	.060	.433
1335	440	.122	.117	.608	.180	1335	710	.276	.072	.000	.888	1335	818	.234	.053	.055	.466
1335	441	.186	.110	.644	.180	1335	711	.250	.091	.000	.822	1335	819	.199	.068	.044	.470
1335	442	.012	.059	.224	.301	1335	712	.253	.085	.000	.822	1335	820	.163	.062	.226	.366
1335	443	.164	.096	.266	.049	1335	713	.250	.085	.000	.822	1335	821	.132	.060	.140	.303
1335	444	.139	.061	.246	.111	1335	714	.228	.088	.000	.822	1335	822	.097	.069	.348	.274
1335	445	.003	.111	.404	.617	1335	715	.229	.075	.000	.822	1335	823	.091	.070	.341	.250
1335	446	.126	.140	.444	.412	1335	716	.181	.056	.000	.822	1335	824	.116	.062	.206	.289
1335	447	.201	.168	.444	.342	1335	717	.181	.088	.000	.822	1335	825	.116	.066	.091	.309
1335	448	.181	.155	.444	.231	1335	718	.181	.085	.000	.822	1335	826	.116	.048	.057	.344
1335	449	.181	.168	.444	.295	1335	719	.157	.054	.000	.822	1335	827	.116	.042	.048	.344
1335	450	.181	.155	.444	.216	1335	720	.139	.047	.000	.822	1335	828	.116	.040	.053	.344

APPENDIX A -- PRESSURE DATA:

DENVER SQUARE -- FAIRMONT HOTEL -- DENVER , COLORADO

8229	CPHEAN	CPRMS	CPMAX	CPMIN	WD	TAP	CPHEAN	CPRMS	CPMAX	CPMIN	WD	TAP	CPHEAN	CPRMS	CPMAX	CPMIN	
8330	188	012	043	151	150	1	188	012	043	151	150	307	218	083	026	151	
8331	188	000	122	178	150	2	188	000	122	178	150	308	167	048	028	151	
8332	188	000	300	203	150	3	188	000	300	203	150	309	159	043	042	151	
8333	176	033	080	220	150	4	176	033	080	220	150	310	158	063	060	151	
8334	172	033	070	317	150	5	172	033	070	317	150	311	180	067	007	151	
8335	175	028	053	220	150	6	175	028	053	220	150	312	122	048	074	151	
8336	161	031	059	299	150	7	161	031	059	299	150	313	136	042	005	151	
8337	175	030	046	272	150	8	175	030	046	272	150	314	146	056	097	151	
8338	177	030	062	297	150	9	177	030	062	297	150	315	158	068	019	151	
8339	170	000	078	343	150	10	170	000	078	343	150	401	176	066	019	151	
9001	133	111	046	333	150	11	133	111	046	333	150	402	033	109	308	151	
9002	222	120	108	242	150	12	222	120	108	242	150	403	114	123	334	151	
9003	222	120	108	146	150	13	222	120	108	146	150	404	022	124	411	151	
9004	222	100	102	792	150	14	222	100	102	792	150	405	067	110	644	151	
9005	222	100	050	970	150	102	222	100	050	970	150	406	115	112	346	151	
9006	222	100	014	623	150	103	222	100	014	623	150	407	252	068	075	151	
9007	222	100	053	010	150	104	222	100	053	010	150	408	197	057	044	151	
9008	222	100	053	887	150	105	222	100	053	887	150	409	132	103	283	151	
9009	222	100	048	229	150	106	222	100	048	229	150	410	052	107	434	151	
9101	222	100	039	511	150	107	222	100	039	511	150	411	083	109	484	151	
9102	222	100	037	888	150	108	222	100	037	888	150	412	083	074	883	151	
9103	222	100	068	806	150	109	222	100	068	806	150	413	207	061	530	151	
9104	222	100	105	104	150	201	222	100	105	104	150	414	072	125	322	151	
9105	222	100	021	059	150	202	222	100	021	059	150	415	015	080	309	151	
9106	222	100	124	992	150	203	222	100	124	992	150	416	159	086	555	151	
9107	222	100	064	633	150	204	222	100	064	633	150	417	243	063	072	151	
9108	222	100	114	130	150	205	222	100	114	130	150	418	133	048	072	151	
9109	222	100	108	249	150	206	222	100	108	249	150	419	255	171	393	151	
9110	222	100	079	936	150	207	222	100	079	936	150	420	093	131	652	151	
9201	222	100	041	675	150	208	222	100	041	675	150	421	343	125	044	832	151
9202	222	100	053	225	150	209	222	100	053	225	150	422	365	106	076	967	151
9203	222	100	018	668	150	210	222	100	018	668	150	423	276	063	089	587	151
9204	222	100	007	185	150	211	222	100	007	185	150	424	288	093	081	930	151
9205	222	100	041	752	150	212	222	100	041	752	150	501	267	126	262	010	151
9206	222	100	224	678	150	213	222	100	224	678	150	502	378	168	052	009	151
9207	222	100	097	575	150	214	222	100	097	575	150	503	401	167	190	184	151
9208	222	100	124	600	150	215	222	100	124	600	150	504	364	148	050	087	151
9209	222	100	059	999	150	216	222	100	059	999	150	505	319	148	100	123	151
9210	222	100	030	966	150	217	222	100	030	966	150	506	327	082	136	936	151
9211	222	100	005	397	150	218	222	100	005	397	150	507	222	216	087	781	151
9212	222	100	018	397	150	219	222	100	018	397	150	508	366	106	399	242	151
9213	222	100	014	720	150	220	222	100	014	720	150	509	414	221	391	242	151
9214	222	100	210	374	150	221	222	100	210	374	150	510	363	149	032	187	151
9215	222	100	150	290	150	301	222	100	150	290	150	511	311	184	175	285	151
9216	222	100	142	478	150	302	222	100	142	478	150	512	333	123	137	958	151
9217	222	100	091	414	150	303	222	100	091	414	150	513	260	088	046	865	151
9218	222	100	046	340	150	304	222	100	046	340	150	514	199	109	737	089	151
9219	222	100	028	336	150	305	222	100	028	336	150	515	081	068	409	088	151
9301	222	100	028	336	150	306	222	100	028	336	150	516	068	092	545	309	151

APPENDIX A -- PRESSURE DATA:

DENVER SQUARE -- FAIRMONT HOTEL -- DENVER, COLORADO

WD	TAP	CPHEAN	CPRNS	CPMAX	CPMIN	WD	TAP	CPHEAN	CPRNS	CPMAX	CPMIN	WD	TAP	CPHEAN	CPRNS	CPMAX	CPMIN	
1550	717	.111	.125	.677	---	1550	711	---	.063	---	.542	1550	819	---	.231	.052	---	.473
1550	718	.150	.160	.890	---	1550	712	---	.062	---	.520	1550	820	---	.210	.039	---	.408
1550	719	.046	.124	.887	---	1550	713	---	.062	---	.517	1550	821	---	.202	.034	---	.328
1550	720	.046	.076	.216	---	1550	714	---	.094	---	.167	1550	822	---	.171	.038	---	.294
1550	721	.046	.129	.340	---	1550	715	---	.088	---	.120	1550	823	---	.173	.058	---	.455
1550	722	.046	.095	.116	---	1550	716	---	.072	---	.097	1550	824	---	.249	.066	---	.492
1550	723	.046	.076	.209	---	1550	717	---	.060	---	.039	1550	825	---	.306	.070	---	.650
1550	724	.046	.114	.542	---	1550	718	---	.060	---	.021	1550	826	---	.197	.040	---	.359
1550	725	.046	.171	.798	---	1550	719	---	.100	---	.104	1550	827	---	.190	.035	---	.332
1550	726	.046	.163	.798	---	1550	720	---	.086	---	.129	1550	828	---	.189	.028	---	.311
1550	727	.046	.147	.744	---	1550	721	---	.095	---	.133	1550	829	---	.245	.012	---	.289
1550	728	.046	.117	.537	---	1550	722	---	.182	---	.126	1550	830	---	.220	.055	---	.429
1550	729	.046	.098	.351	---	1550	723	---	.198	---	.172	1550	831	---	.291	.064	---	.596
1550	730	.046	.076	.079	---	1550	724	---	.115	---	.161	1550	832	---	.266	.009	---	.233
1550	731	.046	.187	.642	---	1550	725	---	.088	---	.056	1550	833	---	.178	.034	---	.313
1550	732	.046	.157	.905	---	1550	726	---	.100	---	.011	1550	834	---	.174	.034	---	.331
1550	733	.046	.087	.372	---	1550	727	---	.103	---	.115	1550	835	---	.177	.029	---	.304
1550	734	.046	.082	.148	---	1550	728	---	.099	---	.045	1550	836	---	.187	.031	---	.341
1550	735	.046	.118	.372	---	1550	729	---	.087	---	.235	1550	837	---	.242	.034	---	.357
1550	736	.046	.152	.866	---	1550	730	---	.060	---	.079	1550	838	---	.250	.037	---	.422
1550	737	.046	.146	.820	---	1550	731	---	.066	---	.141	1550	839	---	.260	.037	---	.435
1550	738	.046	.114	.648	---	1550	732	---	.088	---	.200	1550	901	---	.276	.067	---	.717
1550	739	.046	.091	.472	---	1550	733	---	.074	---	.009	1550	902	---	.279	.074	---	.847
1550	740	.046	.070	.370	---	1550	734	---	.066	---	.188	1550	903	---	.305	.101	---	.978
1550	741	.046	.077	.215	---	1550	735	---	.065	---	.026	1550	904	---	.276	.103	---	.770
1550	742	.046	.097	.415	---	1550	736	---	.047	---	.082	1550	905	---	.290	.118	---	.960
1550	743	.046	.125	.812	---	1550	737	---	.050	---	.073	1550	906	---	.257	.060	---	.637
1550	744	.046	.117	.812	---	1550	738	---	.058	---	.053	1550	907	---	.282	.082	---	.750
1550	745	.046	.081	.596	---	1550	739	---	.128	---	.094	1550	908	---	.278	.108	---	.869
1550	746	.046	.066	.336	---	1550	740	---	.061	---	.015	1550	909	---	.243	.062	---	.889
1550	747	.046	.056	.163	---	1550	741	---	.069	---	.230	1550	910	---	.244	.064	---	.870
1550	748	.046	.099	.181	---	1550	742	---	.056	---	.088	1550	911	---	.263	.064	---	.766
1550	749	.046	.089	.415	---	1550	801	---	.069	---	.022	1550	912	---	.262	.080	---	.740
1550	750	.046	.132	.888	---	1550	802	---	.064	---	.015	1550	913	---	.278	.097	---	.948
1550	751	.046	.112	.842	---	1550	803	---	.082	---	.028	1550	914	---	.262	.065	---	.749
1550	752	.046	.088	.610	---	1550	804	---	.098	---	.112	1550	915	---	.284	.069	---	.787
1550	753	.046	.063	.138	---	1550	805	---	.079	---	.020	1550	916	---	.273	.072	---	.675
1550	754	.046	.077	.056	---	1550	806	---	.067	---	.030	1550	917	---	.289	.079	---	.719
1550	755	.046	.130	.122	---	1550	807	---	.066	---	.000	1550	918	---	.293	.090	---	.763
1550	756	.046	.114	.019	---	1550	808	---	.066	---	.011	1550	919	---	.407	.143	---	.755
1550	757	.046	.098	.084	---	1550	809	---	.061	---	.028	1550	920	---	.368	.116	---	.088
1550	758	.046	.091	.092	---	1550	810	---	.059	---	.004	1550	921	---	.297	.075	---	.694
1550	759	.046	.070	.089	---	1550	811	---	.065	---	.030	1550	922	---	.238	.053	---	.521
1550	760	.046	.068	.099	---	1550	812	---	.054	---	.015	1550	923	---	.243	.058	---	.564
1550	761	.046	.067	.077	---	1550	813	---	.041	---	.077	1550	924	---	.301	.133	---	.253
1550	762	.046	.088	.109	---	1550	814	---	.033	---	.063	1550	925	---	.301	.102	---	.889
1550	763	.046	.062	.135	---	1550	815	---	.043	---	.041	1550	926	---	.315	.114	---	.993
1550	764	.046	.065	.064	---	1550	816	---	.044	---	.035	1550	927	---	.249	.074	---	.582
1550	765	.046	.077	.133	---	1550	817	---	.053	---	.011	1550	928	---	.205	.063	---	.512
1550	766	.046	.073	.139	---	1550	818	---	.057	---	.037	1550	929	---	.210	.089	---	.703

APPENDIX A -- PRESSURE DATA:

DENVER SQUARE -- FAIRMONT HOTEL -- DENVER, COLORADO

WD	TAP	CPHEAN	CPRMS	CPMAX	CPHIN	WD	TAP	CPHEAN	CPRMS	CPMAX	CPHIN	WD	TAP	CPHEAN	CPRMS	CPMAX	CPHIN		
1655	701		.072	.148	.738	1655	809		.068	.082	.542	1655	920		.253	.092	.063	-1.201	
1655	702		.062	.193	.737	1655	810		.067	.066	.528	1655	921		.199	.053	.018	-1.504	
1655	703		.057	.236	.736	1655	811		.073	.136	.703	1655	922		.184	.053	.012	-1.542	
1655	704		.057	.202	.731	1655	812		.047	.007	.415	1655	923		.189	.061	.016	-1.550	
1655	705		.056	.185	.701	1655	813		.041	.036	.331	1655	924		.202	.095	.035	-1.015	
1655	706		.086	.164	.691	1655	814		.041	.009	.342	1655	925		.257	.103	.029	-1.914	
1655	707		.055	.232	.674	1655	815		.044	.015	.426	1655	926		.160	.112	.212	-1.906	
1655	708		.055	.189	.677	1655	816		.057	.042	.492	1655	927		.160	.045	-	-1.405	
1655	709		.116	.037	.644	1655	817		.071	.115	.646	1655	928		.131	.046	.002	-1.423	
1655	710		.088	.028	.644	1655	818		.078	.184	.732	1655	929		.178	.083	.018	-1.661	
1655	711		.072	.163	.639	1655	819		.046	.004	.358	1655	930		.213	.063	.030	-1.570	
1655	712		.065	.178	.633	1655	820		.040	.009	.393	1655	931		.146	.038	.000	-1.342	
1655	713		.065	.146	.633	1655	821		.038	.038	.369	1655	932		.115	.045	.036	-1.412	
1655	714		.156	.199	.616	1655	822		.042	.022	.201	1655	933		.184	.066	.022	-1.568	
1655	715		.128	.146	.616	1655	823		.051	.051	.477	1655	934		.110	.034	.016	-1.247	
1655	716		.099	.052	.632	1655	824		.082	.002	.743	1655	935		.114	.038	.030	-1.291	
1655	717		.080	.050	.632	1655	825		.093	.093	.797	1655	936		.123	.046	.032	-1.375	
1655	718		.082	.015	.622	1655	826		.046	.009	.432	1655	937		.127	.043	.051	-1.373	
1655	719		.143	.402	.588	1655	827		.040	.009	.354	1655	938		.129	.044	.009	-1.574	
1655	720		.151	.402	.588	1655	828		.033	.009	.300	1655	939		.138	.047	.016	-1.530	
1655	721		.130	.213	.543	1655	829		.033	.087	.320	1800	100		.079	.104	.371	-1.440	
1655	722		.214	.013	.543	1655	830		.065	.067	.537	1800	101		.097	.061	.144	-1.400	
1655	723		.282	.029	.543	1655	831		.099	.095	.816	1800	102		.262	.096	.069	-1.691	
1655	724		.121	.039	.543	1655	832		.000	.323	.260	1800	103		.358	.118	.046	-1.027	
1655	725		.106	.098	.543	1655	833		.033	.029	.311	1800	104		.260	.091	.073	-1.813	
1655	726		.122	.082	.543	1655	834		.043	.022	.285	1800	105		.518	.215	.018	-1.425	
1655	727		.106	.009	.543	1655	835		.033	.018	.239	1800	106		.397	.100	.067	-1.825	
1655	728		.096	.039	.543	1655	836		.033	.007	.221	1800	107		.449	.158	.025	-1.063	
1655	729		.078	.091	.543	1655	837		.023	.044	.557	1800	108		.466	.135	.165	-1.249	
1655	730		.074	.052	.543	1655	838		.123	.238	.782	1800	109		.398	.094	.080	-1.841	
1655	731		.072	.009	.543	1655	839		.133	.287	.812	1800	110		.475	.162	.018	-1.268	
1655	732		.087	.074	.543	1655	900		.077	.055	.918	1800	111		.507	.159	.197	-1.307	
1655	733		.087	.057	.543	1655	901		.082	.113	.671	1800	112		.383	.083	.064	-1.744	
1655	734		.057	.011	.543	1655	902		.104	.143	.828	1800	113		.452	.156	.021	-1.154	
1655	735		.073	.064	.543	1655	903		.106	.131	.995	1800	114		.137	.137	.286	-1.724	
1655	736		.124	.187	.543	1655	904		.114	.058	.872	1800	115		.258	.074	.038	-1.576	
1655	737		.088	.039	.543	1655	905		.065	.002	.388	1800	116		.327	.097	.016	-1.941	
1655	738		.079	.037	.543	1655	906		.073	.012	.557	1800	117		.265	.104	.042	-1.670	
1655	739		.152	.051	.543	1655	907		.090	.059	.986	1800	118		.253	.117	.047	-1.885	
1655	740		.079	.026	.543	1655	908		.058	.018	.527	1800	119		.055	.112	.623	-1.527	
1655	741		.058	.087	.543	1655	909		.061	.023	.634	1800	120		.178	.075	.171	-1.490	
1655	742		.063	.070	.543	1655	910		.061	.012	.601	1800	121		.035	.084	.480	-1.246	
1655	800		.086	.115	.543	1655	911		.062	.023	.495	1800	122		.165	.073	.187	-1.400	
1655	801		.084	.090	.543	1655	912		.077	.009	.650	1800	123		.102	.062	.082	-1.426	
1655	802		.087	.092	.543	1655	913		.053	.002	.644	1800	124		.072	.054	.184	-1.448	
1655	803		.077	.024	.543	1655	914		.065	.035	.712	1800	125		.037	.063	.195	-1.334	
1655	804		.076	.100	.543	1655	915		.033	.027	.559	1800	126		.011	.096	.326	-1.338	
1655	805		.069	.046	.543	1655	916		.053	.025	.658	1800	127		.058	.131	.576	-1.489	
1655	806		.068	.101	.543	1655	917		.086	.005	.091	1800	128		.021	.045	.174	-1.206	
1655	807		.063	.042	.543	1655	918		.066	.007	.394	1800	129		.006	.051	.218	-1.262	
1655	808					1655	919					1800	130						

APPENDIX A -- PRESSURE DATA:

DENVER SQUARE -- FAIRMONT HOTEL -- DENVER , COLORADO

WD	TAP	CPNEAN	CPRMS	CPMAX	CPMIN	WD	TAP	CPNEAN	CPRMS	CPMAX	CPMIN	WD	TAP	CPNEAN	CPRMS	CPMAX	CPMIN
180	208	.098	.050	.080	---	180	421	.251	.103	.054	.678	180	625	.053	.105	.341	---
180	209	.036	.037	.132	---	180	422	.101	.072	.162	.378	180	626	.228	.128	.148	---
180	210	.002	.053	.216	---	180	423	.131	.052	.090	.386	180	627	.267	.161	.094	---
180	211	.018	.075	.352	---	180	424	.138	.051	.045	.388	180	628	.335	.102	.011	---
180	212	.085	.056	.097	---	180	501	.411	.197	.071	-1.454	180	629	.211	.145	.407	---
180	213	.030	.036	.136	---	180	502	.352	.152	.049	-1.388	180	630	.088	.157	.733	---
180	214	.011	.040	.199	---	180	503	.376	.087	.106	.822	180	631	.018	.097	.360	---
180	215	.015	.051	.234	---	180	504	.402	.062	.233	.704	180	632	.081	.078	.237	---
180	216	.014	.051	.260	---	180	505	.404	.085	.178	.958	180	633	.328	.160	.268	---
180	217	.055	.121	.560	---	180	506	.366	.049	.225	.956	180	634	.134	.151	.349	---
180	218	.212	.065	.012	---	180	507	.386	.104	.037	.790	180	701	.447	.123	.089	---
180	219	.075	.089	.526	---	180	508	.356	.094	.049	-1.010	180	702	.444	.107	.050	---
180	220	.055	.103	.405	---	180	509	.419	.063	.241	.682	180	703	.438	.073	.166	---
180	221	.249	.100	.059	---	180	510	.425	.099	.157	-1.112	180	704	.411	.056	.200	---
180	301	.121	.037	.061	---	180	511	.421	.093	.204	.959	180	705	.404	.053	.234	---
180	302	.106	.039	.026	---	180	512	.081	.158	.608	.806	180	706	.496	.146	.106	---
180	303	.111	.053	.073	---	180	513	.201	.059	.020	.466	180	707	.441	.091	.050	---
180	304	.175	.078	.038	---	180	514	.104	.158	.770	.298	180	708	.502	.061	.232	---
180	305	.171	.078	.059	---	180	515	.248	.121	.058	.840	180	709	.255	.186	.454	---
180	306	.122	.047	.121	---	180	516	.263	.172	.026	-1.035	180	710	.244	.183	.399	---
180	307	.122	.063	.125	---	180	517	.283	.103	.022	.677	180	711	.296	.134	.273	---
180	308	.130	.036	.007	---	180	518	.448	.184	.025	-1.518	180	712	.366	.089	.036	---
180	309	.092	.034	.033	---	180	519	.248	.096	.097	.669	180	713	.378	.075	.101	---
180	310	.133	.080	.063	---	180	520	.249	.114	.109	-1.117	180	714	.063	.156	.540	---
180	311	.154	.080	.132	---	180	521	.321	.229	.250	.800	180	715	.028	.145	.719	---
180	312	.086	.034	.063	---	180	522	.129	.086	.174	.444	180	716	.037	.127	.450	---
180	313	.072	.033	.070	---	180	601	.388	.050	.243	.642	180	717	.209	.103	.225	---
180	314	.040	.042	.174	---	180	602	.385	.048	.241	.587	180	718	.334	.103	.007	---
180	315	.136	.100	.244	---	180	603	.392	.053	.245	.621	180	719	.035	.128	.605	---
180	316	.150	.103	.299	---	180	604	.379	.063	.151	.633	180	720	.114	.133	.704	---
180	401	.180	.054	.014	---	180	605	.323	.105	.214	.712	180	721	.145	.145	.733	---
180	402	.173	.078	.146	---	180	606	.268	.156	.391	.888	180	722	.020	.137	.515	---
180	403	.130	.046	.045	---	180	607	.267	.170	.417	-1.086	180	723	.089	.121	.623	---
180	404	.196	.073	.045	---	180	608	.391	.055	.192	.630	180	724	.242	.141	.256	---
180	405	.176	.065	.035	---	180	609	.400	.052	.175	.646	180	725	.245	.097	.144	---
180	406	.144	.044	.021	---	180	610	.311	.117	.442	.812	180	726	.133	.096	.217	---
180	407	.150	.042	.002	---	180	611	.246	.169	.345	.960	180	727	.053	.103	.496	---
180	408	.148	.043	.007	---	180	612	.381	.069	.167	.694	180	728	.111	.061	.135	---
180	409	.136	.045	.005	---	180	613	.395	.069	.212	.776	180	729	.249	.073	.037	---
180	410	.168	.072	.100	---	180	614	.440	.077	.214	.834	180	730	.254	.088	.025	---
180	411	.170	.070	.099	---	180	615	.377	.080	.117	.662	180	731	.243	.082	.007	---
180	412	.116	.043	.066	---	180	616	.279	.109	.291	.626	180	732	.188	.068	.018	---
180	413	.131	.047	.005	---	180	617	.166	.146	.063	.705	180	733	.078	.064	.154	---
180	414	.126	.064	.160	---	180	618	.170	.141	.418	.845	180	734	.203	.058	.005	---
180	415	.162	.062	.024	---	180	619	.379	.113	.009	.903	180	735	.191	.120	.005	---
180	416	.093	.041	.113	---	180	620	.402	.108	.038	.922	180	736	.101	.115	.005	---
180	417	.084	.037	.131	---	180	621	.431	.152	.203	-1.113	180	737	.074	.095	.005	---
180	418	.079	.046	.077	---	180	622	.164	.168	.501	.731	180	738	.155	.109	.002	---
180	419	.239	.088	.019	---	180	623	.038	.151	.543	.447	180	739	.106	.054	.111	---
180	420	.194	.070	.049	---	180	624	.013	.131	.066	.382	180	740	.224	.091	.020	---

APPENDIX A -- PRESSURE DATA:

DENVER SQUARE -- FAIRMONT HOTEL -- DENVER, COLORADO

WD	TAP	CPMEAN	CPRMS	CPMAX	CPMIN	WD	TAP	CPMEAN	CPRMS	CPMAX	CPMIN	WD	TAP	CPMEAN	CPRMS	CPMAX	CPMIN
180	741	.207	.076	.005	.566	180	910	.197	.084	.057	.662	195	107	.152	.052	.039	.362
180	742	.183	.058	.031	.408	180	911	.180	.071	.051	.593	195	108	.059	.093	.671	.230
180	801	.237	.084	.045	.537	180	912	.157	.087	.067	.816	195	109	.163	.051	.023	.378
180	802	.238	.085	.013	.528	180	913	.174	.093	.110	.657	195	201	.062	.068	.263	.309
180	803	.222	.084	.044	.599	180	914	.183	.084	.069	.806	195	202	.020	.063	.285	.289
180	804	.325	.084	.033	.718	180	915	.182	.080	.087	.646	195	203	.017	.066	.303	.265
180	805	.396	.098	.018	.883	180	916	.147	.066	.052	.554	195	204	.029	.082	.371	.320
180	806	.428	.101	.029	.913	180	917	.157	.076	.126	.613	195	205	.084	.107	.523	.325
180	807	.441	.104	.058	.942	180	918	.161	.082	.101	.657	195	206	.005	.055	.337	.197
180	808	.194	.071	.064	.479	180	919	.182	.089	.041	.737	195	207	.012	.053	.299	.182
180	809	.250	.072	.000	.593	180	920	.151	.077	.040	.699	195	208	.102	.047	.061	.364
180	810	.375	.109	.020	.904	180	921	.142	.045	.011	.397	195	209	.027	.042	.157	.173
180	811	.450	.129	.033	1.190	180	922	.146	.053	.037	.424	195	210	.024	.051	.267	.142
180	812	.443	.068	.194	.450	180	923	.152	.058	.067	.478	195	211	.028	.066	.381	.241
180	813	.149	.059	.061	.359	180	924	.190	.056	.016	.397	195	212	.078	.049	.187	.273
180	814	.187	.056	.058	.615	180	925	.171	.091	.145	.647	195	213	.014	.042	.107	.152
180	815	.245	.065	.022	.604	180	926	.103	.111	.327	.568	195	214	.009	.046	.339	.129
180	816	.316	.084	.082	.782	180	927	.188	.045	.014	.430	195	215	.030	.053	.372	.225
180	817	.449	.153	.085	1.130	180	928	.160	.046	.029	.516	195	216	.004	.063	.266	.252
180	818	.441	.174	.080	1.308	180	929	.142	.052	.032	.666	195	217	.101	.119	.567	.244
180	819	.133	.058	.036	.372	180	930	.142	.043	.014	.444	195	218	.119	.074	.153	.397
180	820	.127	.047	.015	.404	180	931	.161	.037	.007	.338	195	219	.095	.059	.584	.138
180	821	.166	.043	.045	.362	180	932	.120	.040	.027	.307	195	220	.021	.099	.462	.436
180	822	.205	.045	.056	.389	180	933	.126	.040	.034	.340	195	221	.118	.099	.210	.630
180	823	.256	.059	.067	.515	180	934	.129	.036	.046	.279	195	301	.110	.035	.009	.253
180	824	.460	.189	.015	.380	180	935	.128	.037	.016	.299	195	302	.103	.036	.021	.244
180	825	.601	.175	.016	.395	180	936	.103	.034	.034	.265	195	303	.112	.049	.058	.355
180	826	.130	.047	.036	.328	180	937	.113	.032	.057	.253	195	304	.152	.066	.035	.494
180	827	.120	.042	.067	.299	180	938	.127	.043	.032	.488	195	305	.165	.065	.000	.604
180	828	.147	.039	.015	.333	180	939	.134	.044	.055	.446	195	306	.097	.044	.060	.333
180	829	.012	.013	.032	.055	195		.102	.066	.147	.402	195	307	.119	.062	.058	.453
180	830	.202	.052	.050	.433	195	2	.068	.051	.177	.215	195	308	.109	.036	.025	.316
180	831	.485	.215	.071	.530	195	3	.100	.071	.276	.338	195	309	.089	.033	.037	.251
180	832	.286	.010	.321	.256	195	4	.130	.149	.464	.687	195	310	.135	.067	.062	.563
180	833	.117	.040	.034	.305	195	5	.117	.064	.133	.489	195	311	.152	.059	.103	.567
180	834	.112	.035	.009	.246	195	6	.390	.216	.433	.455	195	312	.077	.032	.044	.821
180	835	.131	.034	.018	.244	195	7	.24	.104	.058	.249	195	313	.074	.031	.063	.190
180	836	.147	.037	.060	.274	195	8	.170	.070	.059	.782	195	314	.049	.042	.138	.207
180	837	.153	.047	.018	.342	195	9	.389	.156	.121	.143	195	315	.130	.072	.240	.544
180	838	.149	.069	.179	.366	195	10	.217	.110	.088	.896	195	316	.125	.078	.251	.749
180	839	.177	.085	.255	.466	195	11	.180	.080	.086	.885	195	401	.108	.048	.091	.293
180	901	.294	.113	.083	.040	195	12	.403	.167	.036	.507	195	402	.151	.053	.032	.411
180	902	.274	.103	.071	.776	195	13	.179	.117	.217	.889	195	403	.110	.043	.072	.301
180	903	.264	.089	.009	.744	195	14	.151	.084	.107	.570	195	404	.151	.048	.005	.353
180	904	.230	.091	.038	.722	195	101	.052	.148	.429	.677	195	405	.151	.046	.021	.351
180	905	.246	.096	.051	.813	195	102	.139	.096	.247	.655	195	406	.134	.040	.018	.310
180	906	.283	.121	.048	.092	195	103	.197	.091	.072	.555	195	407	.129	.039	.012	.439
180	907	.230	.085	.005	.671	195	104	.145	.055	.069	.487	195	408	.122	.038	.009	.357
180	908	.204	.094	.065	.764	195	105	.159	.064	.063	.702	195	409	.139	.042	.005	.320
180	909	.214	.092	.053	.826	195	106	.079	.114	.542	.406	195	410	.156	.050	.039	.377

APPENDIX A -- PRESSURE DATA:

DENVER SQUARE -- FAIRMONT HOTEL -- DENVER, COLORADO

WD	TAP	CPMEAN	CPRMS	CPMAX	CPMIN	WD	TAP	CPMEAN	CPRMS	CPMAX	CPMIN	WD	TAP	CPMEAN	CPRMS	CPMAX	CPMIN
1955	411	.166	.053	.021	.436	1955	615	-.397	.075	-.191	-.791	1955	731	-.155	.088	.216	-.570
1955	412	.107	.036	.007	.328	1955	616	-.293	.061	-.077	-.526	1955	732	-.178	.067	.020	-.575
1955	413	.107	.039	.007	.333	1955	617	-.232	.057	-.018	-.591	1955	733	-.121	.065	.254	-.445
1955	414	.129	.048	.021	.334	1955	618	-.226	.053	-.009	-.625	1955	734	-.171	.064	.096	-.441
1955	415	.150	.058	.065	.334	1955	619	-.535	.127	-.189	-1.077	1955	735	-.211	.064	.046	-.427
1955	416	.050	.052	.182	.333	1955	620	-.538	.126	-.212	-1.065	1955	736	-.126	.067	.234	-.345
1955	417	.082	.034	.053	.333	1955	621	-.529	.126	-.193	-1.158	1955	737	-.086	.056	.194	-.279
1955	418	.077	.037	.087	.333	1955	622	-.401	.111	-.064	-.911	1955	738	-.140	.059	.052	-.498
1955	419	.191	.069	.002	.333	1955	623	-.251	.090	-.138	-.586	1955	739	-.060	.061	.216	-.575
1955	420	.055	.055	.005	.333	1955	624	-.181	.070	-.196	-.523	1955	740	-.202	.071	.009	-.223
1955	421	.200	.091	.009	.333	1955	625	-.187	.058	-.037	-.476	1955	741	-.183	.071	.066	-.563
1955	422	.044	.082	.319	.333	1955	626	-.634	.208	-.086	-1.564	1955	742	-.157	.054	.032	-.353
1955	423	.124	.043	.014	.333	1955	627	-.559	.214	-.028	-1.504	1955	801	-.210	.082	.091	-.722
1955	424	.113	.045	.069	.333	1955	628	-.435	.111	-.055	-1.015	1955	802	-.216	.094	.184	-.802
1955	501	.172	.110	.110	.333	1955	629	-.311	.103	-.018	-.724	1955	803	-.258	.103	.129	-.922
1955	502	.090	.090	.005	.333	1955	630	-.150	.085	.116	-.582	1955	804	-.323	.123	.048	-.878
1955	503	.110	.110	.026	.333	1955	631	-.151	.049	.120	-.445	1955	805	-.447	.162	.051	-.994
1955	504	.141	.197	.064	.333	1955	632	-.161	.040	.057	-.460	1955	806	-.611	.204	.017	-.951
1955	505	.108	.108	.105	.333	1955	633	-.143	.191	-.572	-.738	1955	807	-.854	.325	.050	-.633
1955	506	.140	.140	.068	.333	1955	634	-.171	.040	-.020	-.418	1955	808	-.181	.066	.024	-.566
1955	507	.124	.124	.496	.333	1955	701	-.103	.224	.473	-1.034	1955	809	-.244	.088	.053	-.755
1955	508	.116	.155	.465	.333	1955	702	-.028	.254	.710	-.960	1955	810	-.407	.137	.067	-.932
1955	509	.116	.155	.465	.333	1955	703	-.194	.222	.632	-.878	1955	811	-.782	.226	.062	-.685
1955	510	.155	.155	.465	.333	1955	704	-.305	.145	.495	-.689	1955	812	-.164	.040	.045	-.592
1955	511	.133	.133	.482	.333	1955	705	-.344	.090	.148	-.757	1955	813	-.170	.038	.034	-.382
1955	512	.071	.071	.482	.333	1955	706	-.093	.194	.521	-.956	1955	814	-.204	.043	.034	-.512
1955	513	.037	.037	.482	.333	1955	707	-.105	.194	.521	-.956	1955	815	-.227	.053	.067	-.467
1955	514	.064	.064	.500	.333	1955	708	-.339	.096	.205	-.786	1955	816	-.347	.108	.083	-.963
1955	515	.057	.065	.500	.333	1955	709	-.053	.178	.641	-.630	1955	817	-.752	.201	.115	-.561
1955	516	.085	.043	.500	.333	1955	710	-.188	.191	.837	-.610	1955	818	-.785	.198	.223	-.848
1955	517	.094	.093	.729	.333	1955	711	-.197	.216	.1025	-.570	1955	819	-.158	.037	.036	-.403
1955	518	.092	.051	.729	.333	1955	712	-.073	.187	.618	-.666	1955	820	-.149	.032	.030	-.283
1955	519	.192	.038	.729	.333	1955	713	-.270	.130	.191	-.759	1955	821	-.190	.031	.040	-.317
1955	520	.130	.069	.729	.333	1955	714	-.145	.148	.601	-.746	1955	822	-.218	.036	.096	-.373
1955	521	.238	.541	.389	.333	1955	715	-.065	.147	.878	-.372	1955	823	-.278	.071	.076	-.784
1955	522	.098	.393	.483	.333	1955	716	-.140	.152	.811	-.311	1955	824	-.607	.183	.033	-.546
1955	601	.071	.152	.555	.333	1955	717	-.040	.133	.584	-.498	1955	825	-.671	.178	.221	-.472
1955	602	.069	.164	.555	.333	1955	718	-.313	.117	.232	-.828	1955	826	-.144	.027	.024	-.263
1955	603	.066	.185	.555	.333	1955	719	-.178	.094	.195	-.586	1955	827	-.138	.026	.031	-.267
1955	604	.058	.100	.555	.333	1955	720	-.010	.094	.448	-.514	1955	828	-.164	.027	.074	-.314
1955	605	.055	.110	.494	.333	1955	721	-.104	.132	.766	-.208	1955	829	-.178	.013	.133	-.214
1955	606	.062	.036	.555	.333	1955	722	-.044	.132	.685	-.389	1955	830	-.240	.052	.079	-.507
1955	607	.070	.046	.555	.333	1955	723	-.118	.142	.515	-.793	1955	831	-.479	.143	.098	-.498
1955	608	.070	.137	.555	.333	1955	724	-.011	.171	.623	-.561	1955	832	-.281	.009	.319	-.255
1955	609	.066	.097	.555	.333	1955	725	-.103	.116	.418	-.533	1955	833	-.130	.028	.024	-.245
1955	610	.052	.095	.555	.333	1955	726	-.041	.124	.557	-.369	1955	834	-.137	.028	.022	-.244
1955	611	.070	.044	.555	.333	1955	727	-.063	.103	.641	-.239	1955	835	-.153	.028	.019	-.253
1955	612	.103	.177	.555	.333	1955	728	-.037	.080	.423	-.316	1955	836	-.176	.029	.067	-.295
1955	613	.107	.136	.555	.333	1955	729	-.130	.076	.171	-.445	1955	837	-.200	.036	.058	-.335
1955	614	.099	.145	.555	.333	1955	730	-.123	.110	.517	-.487	1955	838	-.226	.058	.072	-.505

APPENDIX A -- PRESSURE DATA:

DENVER SQUARE -- FAIRMONT HOTEL -- DENVER , COLORADO

	TAP	CPNEAN	CPRMS	CPMAX	CPMIN	WD	TAP	CPNEAN	CPRMS	CPMAX	CPMIN	WD	TAP	CPNEAN	CPRMS	CPMAX	CPMIN
2	839	2297	.081	.110	.665	210	11	.124	.038	.065	.289	210	401	.079	.035	.093	.203
1	901	2222	.058	.070	.477	210	12	.144	.128	.264	.686	210	402	.128	.036	.005	.341
1	902	2219	.051	.054	.463	210	13	.074	.068	.232	.377	210	403	.082	.034	.113	.191
1	903	217	.051	.026	.609	210	14	.089	.042	.078	.226	210	404	.133	.033	.014	.298
1	904	2199	.070	.034	.620	210	101	.011	.142	.448	1.005	210	405	.133	.033	.000	.273
1	905	2210	.073	.012	.610	210	102	.047	.107	.291	.843	210	406	.123	.035	.104	.301
1	906	2222	.053	.070	.433	210	103	.097	.069	.140	.577	210	407	.133	.040	.012	.429
1	907	2055	.048	.077	.406	210	104	.109	.036	.053	.322	210	408	.133	.038	.000	.322
1	908	2189	.045	.005	.529	210	105	.127	.035	.047	.281	210	409	.127	.035	.007	.280
1	909	2088	.044	.047	.373	210	106	.065	.132	.577	.505	210	410	.133	.035	.009	.274
1	910	2099	.032	.061	.398	210	107	.129	.034	.007	.266	210	411	.133	.038	.087	.316
1	911	2077	.033	.079	.415	210	108	.100	.125	.628	.283	210	412	.114	.037	.044	.242
1	912	1855	.047	.055	.483	210	109	.145	.035	.021	.292	210	413	.099	.037	.030	.225
1	913	1966	.051	.054	.701	210	201	.081	.072	.317	.391	210	414	.099	.039	.093	.223
1	914	2099	.041	.054	.440	210	202	.016	.080	.485	.232	210	415	.099	.046	.109	.334
1	915	2115	.041	.079	.499	210	203	.017	.089	.559	.281	210	416	.099	.048	.226	.168
1	916	1777	.033	.089	.342	210	204	.037	.100	.441	.276	210	417	.099	.034	.056	.194
1	917	1766	.033	.061	.640	210	205	.054	.115	.482	.555	210	418	.066	.034	.067	.197
1	918	1834	.033	.051	.509	210	206	.008	.074	.482	.254	210	419	.111	.054	.120	.337
1	919	1944	.033	.057	.509	210	207	.033	.079	.445	.239	210	420	.111	.042	.002	.377
1	920	1600	.033	.057	.429	210	208	.128	.052	.109	.318	210	421	.111	.066	.075	.388
1	921	158	.033	.063	.268	210	209	.029	.057	.229	.205	210	422	.011	.071	.278	.225
1	922	164	.033	.077	.347	210	210	.064	.080	.479	.208	210	423	.133	.044	.005	.307
1	923	170	.033	.075	.343	210	211	.033	.097	.431	.424	210	424	.133	.047	.035	.352
1	924	180	.033	.066	.449	210	212	.103	.053	.156	.337	210	501	.109	.105	.252	.634
1	925	1855	.033	.028	.440	210	213	.021	.057	.336	.191	210	502	.099	.082	.194	.449
1	926	1777	.033	.021	.458	210	214	.036	.073	.472	.189	210	503	.109	.124	.205	.400
1	927	214	.033	.103	.376	210	215	.087	.092	.601	.128	210	504	.109	.190	.396	.317
1	928	1855	.033	.068	.337	210	216	.052	.097	.560	.356	210	505	.109	.128	.164	.157
1	929	1755	.033	.075	.305	210	217	.082	.126	.741	.396	210	506	.109	.165	.034	.402
1	930	161	.033	.077	.270	210	218	.010	.083	.374	.297	210	507	.109	.142	.000	.188
1	931	1955	.033	.070	.420	210	219	.104	.110	.640	.290	210	508	.109	.117	.021	.032
1	932	1566	.033	.025	.333	210	220	.054	.110	.555	.328	210	509	.109	.203	.206	.130
1	933	1455	.033	.054	.242	210	221	.054	.105	.555	.286	210	510	.109	.217	.514	.398
1	934	1566	.033	.070	.293	210	301	.119	.035	.012	.245	210	511	.109	.168	.113	.179
1	935	164	.033	.012	.289	210	302	.118	.039	.042	.262	210	512	.109	.029	.069	.363
1	936	1355	.033	.034	.228	210	303	.140	.062	.066	.420	210	513	.109	.027	.075	.285
1	937	143	.033	.051	.251	210	304	.190	.076	.063	.619	210	514	.109	.039	.014	.403
1	938	147	.033	.040	.277	210	305	.207	.079	.058	.584	210	515	.109	.045	.099	.282
1	939	154	.033	.035	.336	210	306	.120	.051	.067	.292	210	516	.109	.047	.023	.479
1	1	1073	.033	.106	.446	210	307	.148	.075	.068	.429	210	517	.109	.058	.091	.609
1	2	074	.033	.158	.222	210	308	.103	.037	.072	.224	210	518	.109	.053	.069	.551
1	3	088	.033	.135	.397	210	309	.102	.040	.070	.238	210	519	.109	.144	.067	.015
1	4	031	.033	.530	.550	210	310	.171	.072	.074	.461	210	520	.109	.102	.078	.870
1	5	080	.033	.195	.232	210	311	.178	.061	.073	.491	210	521	.109	.154	.425	.007
1	6	131	.033	.544	.880	210	312	.068	.034	.068	.198	210	522	.109	.041	.078	.285
1	7	108	.033	.187	.497	210	313	.079	.033	.047	.199	210	601	.109	.135	.068	.342
1	8	115	.033	.047	.343	210	314	.073	.044	.132	.246	210	602	.109	.439	.029	.969
1	9	177	.033	.384	.873	210	315	.164	.068	.142	.533	210	603	.109	.178	.135	.268
1	10	096	.033	.200	.583	210	316	.157	.067	.149	.624	210	604	.109	.134	.127	.969

APPENDIX A -- PRESSURE DATA:

DENVER SQUARE -- FAIRMONT HOTEL -- DENVER , COLORADO

WD	TAP	CPHEAN	CPRMS	CPMAX	CPMIN	WD	TAP	CPHEAN	CPRMS	CPMAX	CPMIN	WD	TAP	CPHEAN	CPRMS	CPMAX	CPMIN
210	605	108	053	095	085	210	821	186	013	145	230						
210	606	076	061	041	086	210	829	186	013	145	230						
210	607	177	082	075	105	210	830	247	058	048	544						
210	608	181	139	065	105	210	831	530	152	146	395						
210	609	383	027	040	109	210	832	274	009	314	248						
210	610	429	064	070	092	210	833	136	022	051	228						
210	611	197	070	058	104	210	834	142	023	053	263						
210	612	177	030	046	077	210	835	150	027	048	265						
210	613	333	104	055	055	210	836	173	030	018	306						
210	614	333	059	078	047	210	837	205	035	062	319						
210	615	288	050	050	095	210	838	282	065	074	585						
210	616	188	078	050	075	210	839	343	080	095	839						
210	617	188	079	050	066	210	901	180	052	046	572						
210	618	177	021	079	105	210	902	178	044	053	463						
210	619	399	080	000	058	210	903	174	040	037	400						
210	620	403	099	018	059	210	904	153	045	014	413						
210	621	401	117	018	055	210	905	163	045	037	377						
210	622	288	087	027	046	210	906	183	042	085	417						
210	623	169	064	044	046	210	907	173	034	067	344						
210	624	436	044	030	055	210	908	153	040	027	359						
210	625	370	044	030	036	210	909	166	033	074	443						
210	626	436	044	030	036	210	910	166	033	074	443						
210	627	370	044	030	036	210	911	169	025	086	389						
210	628	333	002	011	048	210	912	147	027	063	270						
210	629	304	081	079	048	210	913	155	027	067	286						
210	630	215	051	034	067	210	914	174	028	094	264						
210	631	144	044	020	092	210	915	177	025	099	396						
210	632	144	030	046	052	210	916	147	021	081	423						
210	633	144	033	036	055	210	917	152	024	078	241						
210	634	151	061	097	055	210	918	161	024	085	241						
210	635	151	061	097	055	210	919	165	026	092	272						
210	636	151	061	097	055	210	920	140	022	068	360						
210	637	151	061	097	055	210	921	137	019	074	311						
210	638	151	061	097	055	210	922	145	021	071	221						
210	639	151	061	097	055	210	923	145	021	071	265						
210	640	151	061	097	055	210	924	149	022	083	277						
210	641	151	061	097	055	210	925	152	023	061	335						
210	642	151	061	097	055	210	926	160	026	074	277						
210	643	151	061	097	055	210	927	173	026	078	267						
210	644	151	061	097	055	210	928	147	024	061	283						
210	645	151	061	097	055	210	929	141	021	076	248						
210	646	151	061	097	055	210	930	145	020	085	257						
210	647	151	061	097	055	210	931	162	024	081	283						
210	648	151	061	097	055	210	932	132	021	063	280						
210	649	151	061	097	055	210	933	131	021	063	339						
210	650	151	061	097	055	210	934	147	023	044	240						
210	651	151	061	097	055	210	935	152	021	053	242						
210	652	151	061	097	055	210	936	126	018	067	224						
210	653	151	061	097	055	210	937	130	019	047	189						
210	654	151	061	097	055	210	938	139	021	069	272						
210	655	151	061	097	055	210	939	146	021	081	289						

APPENDIX A -- PRESSURE DATA:

DENVER SQUARE -- FAIRMONT HOTEL -- DENVER , COLORADO

	TAP	CPHEAN	CPRMS	CPHAX	CPMIN	WD	TAP	CPHEAN	CPRMS	CPHAX	CPMIN	WD	TAP	CPHEAN	CPRMS	CPHAX	CPMIN	WD	TAP	CPHEAN	CPRMS	CPHAX	CPMIN
	1	.135	.035	.051	-.000	2	307	.124	.063	.117	-.431	225	517	.245	.041	.119	-.119	-.408	706	.113	.046	.053	.303
	2	.075	.040	.090	-.000	3	308	.098	.038	.070	-.269	225	518	.268	.044	-.122	-.552	707	.110	.036	.024	.303	
	3	.072	.040	.096	-.000	4	309	.095	.039	.098	-.231	225	519	.260	.143	-.042	-.182	708	.107	.033	.028	.303	
	4	.083	.040	.245	-.000	5	310	.144	.074	.130	-.435	225	520	.461	.104	-.103	-.358	709	.104	.030	.025	.303	
	5	.079	.040	.076	-.000	6	311	.182	.069	.098	-.548	225	521	.008	.154	-.534	-.108	710	.101	.027	.022	.303	
	6	.114	.102	.245	-.000	7	312	.067	.038	.070	-.193	225	522	.016	.075	-.325	-.293	711	.098	.024	.019	.303	
	7	.074	.048	.314	-.000	8	313	.085	.033	.049	-.194	225	601	.564	.109	-.260	-.122	712	.095	.021	.016	.303	
	8	.085	.031	.099	-.000	9	314	.093	.041	.046	-.234	225	602	.573	.109	-.260	-.175	713	.092	.018	.013	.303	
	9	.102	.091	.371	-.000	10	315	.127	.086	.298	-.520	225	603	.588	.157	-.044	-.184	714	.089	.015	.010	.303	
	10	.065	.047	.129	-.000	11	316	.151	.097	.344	-.741	225	604	.277	.135	-.197	-.805	715	.086	.012	.009	.303	
	11	.093	.034	.060	-.000	12	401	.060	.034	.114	-.161	225	605	.148	.082	-.119	-.646	716	.083	.009	.006	.303	
	12	.073	.104	.282	-.000	13	402	.095	.033	.023	-.218	225	606	.122	.066	-.079	-.458	717	.080	.006	.003	.303	
	13	.065	.044	.141	-.000	14	403	.051	.036	.107	-.182	225	607	.146	.049	-.023	-.458	718	.077	.003	.001	.303	
	14	.077	.033	.030	-.000	101	404	.100	.034	.042	-.235	225	608	.542	.108	-.229	-.107	719	.074	.001	.000	.303	
	101	.068	.081	.389	-.000	102	405	.103	.033	.037	-.238	225	609	.587	.142	-.094	-.228	720	.071	.000	.000	.303	
	102	.057	.063	.302	-.000	103	406	.108	.034	.023	-.238	225	610	.142	.081	-.115	-.566	721	.068	.000	.000	.303	
	103	.054	.044	.182	-.000	104	407	.140	.040	.009	-.352	225	611	.142	.042	-.011	-.361	722	.065	.000	.000	.303	
	104	.079	.033	.039	-.000	105	408	.140	.043	.005	-.425	225	612	.552	.117	-.249	-.084	723	.062	.000	.000	.303	
	105	.088	.000	.444	-.000	106	409	.112	.034	.006	-.226	225	613	.552	.121	-.249	-.169	724	.059	.000	.000	.303	
	106	.089	.082	.590	-.000	107	410	.095	.033	.039	-.211	225	614	.556	.151	-.023	-.200	725	.056	.000	.000	.303	
	107	.098	.113	.016	-.000	108	411	.095	.031	.037	-.198	225	615	.280	.112	-.124	-.699	726	.053	.000	.000	.303	
	108	.064	.110	.669	-.000	109	412	.106	.038	.046	-.228	225	616	.147	.063	-.138	-.392	727	.050	.000	.000	.303	
	201	.100	.033	.014	-.000	202	413	.093	.038	.077	-.229	225	617	.130	.048	-.068	-.315	728	.047	.000	.000	.303	
	202	.068	.088	.369	-.000	203	414	.066	.035	.079	-.178	225	618	.146	.035	-.011	-.322	729	.044	.000	.000	.303	
	203	.034	.070	.280	-.000	204	415	.066	.043	.135	-.187	225	619	.663	.160	-.223	-.608	730	.041	.000	.000	.303	
	204	.015	.076	.349	-.000	205	416	.020	.060	.390	-.132	225	620	.573	.161	-.211	-.401	731	.038	.000	.000	.303	
	205	.018	.099	.494	-.000	206	417	.084	.037	.044	-.201	225	621	.513	.145	-.073	-.167	732	.035	.000	.000	.303	
	206	.004	.064	.548	-.000	207	418	.064	.041	.076	-.185	225	622	.216	.071	-.020	-.668	733	.032	.000	.000	.303	
	207	.003	.064	.329	-.000	208	419	.079	.043	.163	-.233	225	623	.148	.039	-.044	-.329	734	.029	.000	.000	.303	
	208	.022	.070	.363	-.000	209	420	.121	.035	.009	-.256	225	624	.136	.029	-.009	-.354	735	.026	.000	.000	.303	
	209	.081	.085	.294	-.000	210	421	.124	.058	.103	-.343	225	625	.155	.026	-.066	-.274	736	.023	.000	.000	.303	
	210	.028	.052	.174	-.000	211	422	.021	.072	.352	-.268	225	626	.621	.218	-.059	-.873	737	.020	.000	.000	.303	
	211	.020	.086	.364	-.000	212	423	.149	.046	.007	-.366	225	627	.440	.206	-.025	-.534	738	.017	.000	.000	.303	
	212	.005	.086	.386	-.000	213	424	.153	.051	.014	-.348	225	628	.333	.081	-.088	-.734	739	.014	.000	.000	.303	
	213	.018	.053	.243	-.000	214	425	.112	.062	.120	-.370	225	629	.190	.040	-.039	-.388	740	.011	.000	.000	.303	
	214	.007	.048	.357	-.000	215	426	.082	.065	.156	-.372	225	630	.134	.037	-.025	-.274	741	.008	.000	.000	.303	
	215	.036	.064	.481	-.000	216	427	.607	.111	.051	-.497	225	631	.133	.026	-.002	-.223	742	.005	.000	.000	.303	
	216	.020	.088	.548	-.000	217	428	.578	.109	.200	-.1009	225	632	.035	.025	-.059	-.256	743	.002	.000	.000	.303	
	217	.009	.088	.574	-.000	218	429	.528	.099	.281	-.985	225	633	.035	.134	-.502	-.644	744	.000	.000	.000	.303	
	218	.007	.077	.467	-.000	219	430	.402	.136	.018	-.1088	225	634	.145	.023	-.068	-.351	745	.000	.000	.000	.303	
	219	.055	.095	.585	-.000	220	431	.310	.074	.090	-.668	225	701	.012	.106	-.363	-.393	746	.000	.000	.000	.303	
	220	.055	.117	.728	-.000	221	432	.484	.128	.023	-.153	225	702	.168	.119	-.621	-.154	747	.000	.000	.000	.303	
	221	.019	.106	.650	-.000	222	433	.601	.118	.181	-.117	225	703	.185	.116	-.626	-.205	748	.000	.000	.000	.303	
	222	.119	.036	.002	-.000	223	434	.446	.110	.055	-.919	225	704	.179	.120	-.765	-.233	749	.000	.000	.000	.303	
	223	.110	.039	.028	-.000	224	435	.152	.021	.060	-.240	225	705	.008	.099	-.428	-.354	750	.000	.000	.000	.303	
	224	.113	.036	.033	-.000	225	436	.155	.024	.053	-.266	225	706	.026	.113	-.451	-.435	751	.000	.000	.000	.303	
	225	.162	.079	.060	-.000	226	437	.124	.044	.101	-.334	225	707	.049	.151	-.554	-.007	752	.000	.000	.000	.303	
	226	.196	.074	.056	-.000	227	438	.112	.043	.129	-.247	225	708	.049	.107	-.473	-.408	753	.000	.000	.000	.303	
	227	.113	.046	.053	-.000	228	439	.164	.034	.028	-.315	225	709	.095	.112	-.338	-.563	754	.000	.000	.000	.303	
	228	.113	.046	.053	-.000	229	440	.164	.034	.028	-.315	225	710	.237	.128	-.691	-.107	755	.000	.000	.000	.303	

APPENDIX A -- PRESSURE DATA:

DENVER SQUARE -- FAIRMONT HOTEL -- DENVER , COLORADO

	TAP	CPMEAN	CPRMS	CPMAX	CPMIN	WD	TAP	CPMEAN	CPRMS	CPMAX	CPMIN	WD	TAP	CPMEAN	CPRMS	CPMAX	CPMIN	WD	TAP	CPMEAN	CPRMS	CPMAX	CPMIN	WD	
711	391	.156	.936	.037	-.037	225	819	.151	.024	.060	-.248	225	930	.133	.017	.088	-.088	226	931	.133	.019	.092	-.231	225	
712	242	.131	.777	.202	-.202	225	820	.131	.029	.021	-.256	225	931	.139	.017	.070	-.190	225	932	.134	.017	.070	-.190	225	
713	043	.107	.354	.488	-.488	225	821	.165	.043	.021	-.462	225	932	.144	.017	.083	-.198	225	933	.141	.017	.083	-.198	225	
714	163	.136	.281	.680	-.680	225	822	.229	.085	.009	-.694	225	933	.148	.018	.069	-.214	225	934	.148	.018	.069	-.214	225	
715	124	.133	.635	.240	-.240	225	823	.478	.190	.011	-1.435	225	934	.152	.017	.088	-.217	225	935	.154	.017	.088	-.217	225	
716	265	.119	.856	.018	-.018	225	824	.673	.193	-.155	-1.620	225	935	.133	.016	.068	-.194	225	936	.133	.016	.068	-.194	225	
717	142	.122	.639	.156	-.156	225	825	.684	.187	-.229	-1.714	225	936	.141	.018	.074	-.219	225	937	.141	.018	.074	-.219	225	
718	176	.109	.206	.564	-.564	225	826	.145	.020	-.062	-.296	225	937	.148	.020	.088	-.204	225	938	.152	.019	.085	-.230	225	
719	240	.093	.304	.630	-.630	225	827	.135	.022	.046	-.215	225	938	.148	.020	.088	-.204	225	939	.152	.019	.085	-.230	225	
720	027	.093	.421	.290	-.290	225	828	.150	.028	.046	-.272	225	939	.196	.063	.070	-.454	224							
721	130	.100	.676	.186	-.186	225	829	.166	.011	.115	-.205	240													
722	067	.093	.526	.170	-.170	225	830	.274	.085	.058	-.712	240	1	.108	.039	.104	-.230	240	1	.108	.039	.104	-.230	240	
723	082	.093	.327	.393	-.393	225	831	.600	.189	.219	-1.566	240	2	.088	.040	.134	-.189	240	2	.088	.040	.134	-.189	240	
724	064	.104	.577	.288	-.288	225	832	.272	.009	.314	-.224	240	3	.088	.040	.195	-.189	240	3	.088	.040	.195	-.189	240	
725	065	.076	.271	.324	-.324	225	833	.136	.020	.060	-.244	240	4	.088	.045	.084	-.233	240	4	.088	.045	.084	-.233	240	
726	039	.098	.456	.224	-.224	225	834	.142	.020	.067	-.234	240	5	.077	.104	.240	-.233	240	5	.077	.104	.240	-.233	240	
727	088	.081	.550	.105	-.105	225	835	.149	.024	.066	-.243	240	6	.053	.055	.133	-.233	240	6	.053	.055	.133	-.233	240	
728	004	.059	.322	.181	-.181	225	836	.168	.029	.071	-.288	240	7	.082	.039	.016	-.237	240	7	.082	.039	.016	-.237	240	
729	028	.050	.175	.186	-.186	225	837	.209	.035	.090	-.388	240	8	.082	.113	.344	-.407	240	8	.082	.113	.344	-.407	240	
730	004	.073	.390	.272	-.272	225	838	.333	.071	.113	-.710	240	9	.051	.057	.201	-.315	240	9	.051	.057	.201	-.315	240	
731	058	.063	.210	.251	-.251	225	839	.370	.078	.173	-.854	240	10	.081	.044	.075	-.238	240	10	.081	.044	.075	-.238	240	
732	151	.060	.052	.403	-.403	225	901	.184	.039	.071	-.355	240	11	.051	.044	.180	-.238	240	11	.051	.044	.180	-.238	240	
733	079	.042	.108	.239	-.239	225	902	.182	.037	.076	-.362	240	12	.042	.061	.202	-.238	240	12	.042	.061	.202	-.238	240	
734	100	.047	.104	.218	-.218	225	903	.185	.033	.079	-.342	240	13	.042	.061	.119	-.238	240	13	.042	.061	.119	-.238	240	
735	178	.043	.014	.327	-.327	225	904	.166	.039	.036	-.406	240	14	.042	.070	.182	-.238	240	14	.042	.070	.182	-.238	240	
736	194	.047	.020	.362	-.362	225	905	.176	.040	.069	-.385	240	101	.023	.056	.211	-.238	240	101	.023	.056	.211	-.238	240	
737	128	.043	.039	.278	-.278	225	906	.182	.037	.076	-.392	240	102	.040	.043	.148	-.238	240	102	.040	.043	.148	-.238	240	
738	127	.040	.000	.279	-.279	225	907	.185	.030	.079	-.314	240	103	.100	.033	.016	-.238	240	103	.100	.033	.016	-.238	240	
739	019	.040	.311	.180	-.180	225	908	.166	.036	.052	-.356	240	104	.122	.039	.014	-.238	240	104	.122	.039	.014	-.238	240	
740	104	.042	.086	.276	-.276	225	909	.170	.029	.076	-.318	240	105	.061	.074	.412	-.238	240	105	.061	.074	.412	-.238	240	
741	084	.047	.113	.253	-.253	225	910	.176	.028	.063	-.293	240	106	.157	.051	.000	-.238	240	106	.157	.051	.000	-.238	240	
742	120	.040	.095	.271	-.271	225	911	.180	.024	.104	-.286	240	107	.077	.070	.511	-.238	240	107	.077	.070	.511	-.238	240	
801	163	.045	.016	.374	-.374	225	912	.160	.028	.056	-.302	240	108	.166	.052	.028	-.433	240	108	.166	.052	.028	-.433	240	
802	154	.059	.057	.418	-.418	225	913	.171	.029	.074	-.364	240	109	.009	.122	.522	-.426	240	109	.009	.122	.522	-.426	240	
803	169	.075	.066	.564	-.564	225	914	.178	.025	.099	-.302	240	201	.000	.094	.380	-.225	240	201	.000	.094	.380	-.225	240	
804	263	.102	.027	.775	-.775	225	915	.187	.025	.109	-.314	240	202	.012	.081	.362	-.254	240	202	.012	.081	.362	-.254	240	
805	552	.140	.062	1.113	-.113	225	916	.160	.020	.097	-.299	240	203	.089	.090	.573	-.254	240	203	.089	.090	.573	-.254	240	
806	633	.118	.322	.236	-.236	225	917	.166	.022	.090	-.298	240	204	.085	.083	.501	-.213	240	204	.085	.083	.501	-.213	240	
807	618	.133	.293	.738	-.738	225	918	.172	.024	.104	-.270	240	205	.008	.057	.265	-.181	240	205	.008	.057	.265	-.181	240	
808	143	.036	.023	.315	-.315	225	919	.177	.033	.095	-.427	240	206	.041	.064	.359	-.110	240	206	.041	.064	.359	-.110	240	
809	174	.067	.069	.568	-.568	225	920	.147	.024	.077	-.300	240	207	.088	.124	.360	-.379	240	207	.088	.124	.360	-.379	240	
810	586	.143	.062	.108	-.108	225	921	.154	.019	.092	-.226	240	208	.038	.063	.241	-.232	240	208	.038	.063	.241	-.232	240	
811	603	.114	.284	.011	-.011	225	922	.157	.020	.099	-.247	240	209	.058	.057	.350	-.103	240	209	.058	.057	.350	-.103	240	
812	143	.043	.046	.383	-.383	225	923	.162	.020	.097	-.247	240	210	.047	.064	.552	-.103	240	210	.047	.064	.552	-.103	240	
813	145	.043	.083	.395	-.395	225	924	.150	.024	.088	-.271	240	211	.055	.118	.407	-.202	240	211	.055	.118	.407	-.202	240	
814	177	.06	.092	.529	-.529	225	925	.152	.020	.099	-.256	240	212	.013	.065	.307	-.209	240	212	.013	.065	.307	-.209	240	
815	271	.116	.094	.729	-.729	225	926	.156	.019	.097	-.242	240	213	.012	.044	.263	-.103	240	213	.012	.044	.263	-.103	240	
816	558	.160	.037	.193	-.193	225	927	.165	.023	.095	-.263	240	214	.049	.057	.387	-.086	240	214	.049	.057	.387	-.086	240	
817	625	.142	.233	.275	-.275	225	928	.141	.022	.072	-.226	240	215	.039	.064	.341	-.230	240	215	.039	.064	.341	-.230	240	
818	618	.142	.237	.324	-.324	225	929	.147	.017	.083	-.205	240	216	.072	.080	.473	-.192	240	216	.072	.080	.473	-.192	240	
													217	.072	.080				217	.072	.080				

APPENDIX A -- PRESSURE DATA:

DENVER SQUARE -- FAIRMONT HOTEL -- DENVER, COLORADO

UD	TAP	CPHEAN	CPRNS	CPMAX	CPHIN	UD	TAP	CPHEAN	CPRNS	CPMAX	CPHIN	UD	TAP	CPHEAN	CPRNS	CPMAX	CPHIN
2240	2218	.079	.081	.359	.111	2240	507	.389	.110	.070	.946	2240	701	.016	.134	.402	.439
2240	2219	.077	.069	.446	.131	2240	508	.383	.064	.212	.751	2240	702	.184	.141	.640	.202
2240	2220	.053	.063	.386	.147	2240	509	.367	.141	.077	.737	2240	703	.168	.129	.737	.218
2240	2221	.074	.070	.497	.141	2240	510	.632	.159	.285	.232	2240	704	.161	.124	.605	.198
2240	301	.168	.036	.023	.319	2240	511	.405	.084	.156	.736	2240	705	.056	.107	.339	.475
2240	302	.168	.039	.002	.333	2240	512	.234	.030	.144	.342	2240	706	.069	.140	.550	.626
2240	303	.168	.043	.026	.348	2240	513	.217	.045	.076	.478	2240	707	.384	.159	.931	.010
2240	304	.168	.069	.037	.359	2240	514	.209	.053	.152	.509	2240	708	.145	.110	.300	.574
2240	305	.168	.115	.143	.383	2240	515	.158	.066	.133	.401	2240	709	.138	.126	.356	.631
2240	306	.147	.034	.016	.383	2240	516	.259	.051	.079	.556	2240	710	.224	.145	.804	.183
2240	307	.147	.041	.019	.446	2240	517	.377	.064	.152	.702	2240	711	.406	.142	.984	.043
2240	308	.122	.036	.012	.446	2240	518	.412	.068	.207	.748	2240	712	.223	.123	.671	.243
2240	309	.122	.033	.028	.448	2240	519	.793	.169	.189	.538	2240	713	.120	.114	.312	.570
2240	310	.286	.075	.049	.448	2240	520	.715	.151	.189	.538	2240	714	.207	.138	.354	.697
2240	311	.286	.098	.163	.444	2240	521	.031	.144	.464	.211	2240	715	.140	.144	.424	.271
2240	312	.286	.040	.087	.441	2240	522	.048	.122	.768	.368	2240	716	.312	.141	.892	.114
2240	313	.147	.033	.052	.441	2240	601	.767	.112	.420	.442	2240	717	.156	.121	.673	.163
2240	314	.147	.038	.012	.444	2240	602	.775	.172	.426	.378	2240	718	.249	.124	.205	.747
2240	315	.077	.082	.109	.383	2240	603	.747	.168	.132	.643	2240	719	.316	.122	.307	.777
2240	401	.277	.091	.230	.311	2240	604	.411	.160	.057	.247	2240	720	.035	.118	.517	.324
2240	402	.164	.047	.134	.300	2240	605	.309	.099	.017	.813	2240	721	.171	.116	.712	.117
2240	403	.066	.057	.035	.333	2240	606	.272	.074	.048	.669	2240	722	.110	.103	.511	.186
2240	404	.143	.049	.159	.333	2240	607	.275	.060	.115	.583	2240	723	.081	.112	.557	.441
2240	405	.143	.044	.026	.333	2240	608	.744	.116	.378	.568	2240	724	.092	.116	.640	.343
2240	406	.143	.045	.007	.333	2240	609	.788	.152	.098	.584	2240	725	.084	.123	.463	.490
2240	407	.188	.038	.002	.369	2240	610	.292	.088	.019	.871	2240	726	.167	.138	.661	.197
2240	408	.145	.039	.052	.369	2240	611	.265	.050	.088	.556	2240	727	.117	.091	.521	.096
2240	409	.145	.036	.002	.369	2240	612	.716	.132	.369	.399	2240	728	.022	.065	.255	.214
2240	410	.145	.049	.005	.369	2240	613	.715	.132	.286	.454	2240	729	.012	.079	.322	.190
2240	411	.145	.055	.215	.369	2240	614	.747	.117	.190	.590	2240	730	.103	.116	.571	.205
2240	412	.145	.035	.012	.369	2240	615	.435	.128	.061	.951	2240	731	.007	.088	.353	.281
2240	413	.145	.037	.009	.369	2240	616	.274	.051	.019	.573	2240	732	.182	.066	.053	.562
2240	414	.077	.049	.133	.369	2240	617	.246	.054	.053	.516	2240	733	.106	.054	.134	.358
2240	415	.027	.088	.362	.369	2240	618	.257	.047	.090	.467	2240	734	.095	.069	.181	.314
2240	416	.033	.065	.356	.369	2240	619	.814	.176	.407	.611	2240	735	.263	.071	.026	.521
2240	417	.114	.036	.019	.369	2240	620	.825	.175	.428	.641	2240	736	.296	.054	.081	.543
2240	418	.077	.041	.082	.369	2240	621	.742	.176	.197	.375	2240	737	.193	.048	.015	.366
2240	419	.114	.053	.102	.369	2240	622	.382	.105	.014	.859	2240	738	.188	.044	.026	.502
2240	420	.188	.058	.000	.369	2240	623	.263	.040	.076	.549	2240	739	.108	.079	.026	.238
2240	421	.099	.080	.120	.369	2240	624	.262	.040	.125	.492	2240	740	.108	.070	.212	.319
2240	422	.000	.077	.280	.369	2240	625	.883	.064	.171	.492	2240	741	.093	.062	.200	.346
2240	423	.219	.053	.052	.369	2240	626	.558	.254	.171	.045	2240	742	.169	.059	.080	.364
2240	424	.219	.055	.030	.369	2240	627	.565	.228	.007	.036	2240	801	.247	.047	.089	.436
2240	501	.116	.062	.145	.369	2240	628	.558	.126	.216	.187	2240	802	.212	.062	.014	.491
2240	502	.077	.063	.184	.369	2240	629	.323	.061	.144	.554	2240	803	.217	.063	.016	.605
2240	503	.199	.062	.005	.369	2240	630	.236	.053	.048	.500	2240	804	.281	.079	.005	.747
2240	504	.799	.119	.427	.369	2240	631	.217	.037	.012	.356	2240	805	.629	.147	.063	.165
2240	505	.799	.116	.485	.369	2240	632	.240	.038	.128	.426	2240	806	.792	.126	.417	.398
2240	506	.097	.097	.432	.369	2240	633	.020	.151	.593	.633	2240	807	.758	.124	.400	.342
2240						2240	634	.230	.033	.119	.364	2240	808	.220	.036	.076	.396

APPENDIX A -- PRESSURE DATA:

DENVER SQUARE -- FAIRMONT HOTEL -- DENVER, COLORADO

TAP	CPHEAN	CPRMS	CPMAX	CPMIN	WD	TAP	CPHEAN	CPRMS	CPMAX	CPMIN	WD
421	.066	.066	.172	.066	2335	741	.067	.060	.154	.311	
422	.077	.077	.305	.077	2336	742	.169	.065	.122	.376	
423	.053	.053	.061	.053	2337	801	.292	.061	.119	.679	
424	.065	.065	.207	.065	2338	802	.225	.083	.043	.797	
425	.062	.062	.047	.062	2339	803	.188	.060	.036	.663	
426	.049	.049	.200	.049	2340	804	.204	.065	.005	.504	
427	.148	.148	.053	.148	2341	805	.418	.134	.111	.053	
428	.177	.177	.145	.177	2342	806	.946	.179	.399	.750	
429	.086	.086	.414	.086	2343	807	.907	.184	.111	.512	
430	.063	.063	.028	.063	2344	808	.272	.040	.153	.513	
431	.049	.049	.152	.049	2345	809	.207	.043	.046	.406	
432	.066	.066	.007	.066	2346	810	.527	.166	.052	.219	
433	.035	.035	.190	.035	2347	811	.851	.166	.450	.521	
434	.056	.056	.152	.056	2348	812	.266	.039	.144	.500	
435	.077	.077	.274	.077	2349	813	.234	.045	.064	.456	
436	.049	.049	.163	.049	2350	814	.231	.068	.020	.529	
437	.065	.065	.274	.065	2351	815	.298	.111	.070	.770	
438	.069	.069	.388	.069	2352	816	.629	.158	.045	.310	
439	.150	.150	.272	.150	2353	817	.735	.156	.372	.582	
440	.176	.176	.343	.176	2354	818	.726	.155	.354	.532	
441	.118	.118	.521	.118	2355	819	.269	.042	.127	.428	
442	.146	.146	.684	.146	2356	820	.225	.042	.039	.401	
443	.197	.197	.505	.197	2357	821	.246	.054	.033	.531	
444	.152	.152	.180	.152	2358	822	.320	.098	.032	.799	
445	.134	.134	.121	.134	2359	823	.578	.167	.081	.286	
446	.202	.202	.188	.202	2360	824	.692	.187	.279	.607	
447	.071	.071	.108	.071	2361	825	.698	.184	.287	.687	
448	.060	.060	.180	.060	2362	826	.285	.028	.104	.400	
449	.134	.134	.504	.134	2363	827	.236	.030	.136	.346	
450	.137	.137	.210	.137	2364	828	.224	.033	.074	.374	
451	.143	.143	.115	.143	2365	829	.303	.010	.259	.335	
452	.066	.066	.217	.066	2366	830	.462	.136	.117	.292	
453	.116	.116	.463	.116	2367	831	.695	.147	.341	.379	
454	.126	.126	.403	.126	2368	832	.265	.009	.302	.239	
455	.171	.171	.108	.171	2369	833	.267	.028	.166	.376	
456	.118	.118	.122	.118	2370	834	.245	.026	.141	.341	
457	.067	.067	.105	.067	2371	835	.225	.027	.143	.315	
458	.052	.052	.139	.052	2372	836	.237	.032	.140	.378	
459	.054	.054	.202	.054	2373	837	.237	.040	.140	.460	
460	.171	.171	.479	.171	2374	838	.484	.094	.228	.057	
461	.183	.183	.234	.183	2375	839	.506	.094	.260	.036	
462	.103	.103	.147	.103	2376	901	.363	.054	.217	.636	
463	.053	.053	.126	.053	2377	902	.357	.052	.225	.598	
464	.042	.042	.146	.042	2378	903	.349	.047	.230	.580	
465	.066	.066	.207	.066	2379	904	.325	.052	.187	.610	
466	.077	.077	.305	.077	2380	905	.349	.050	.169	.597	
467	.053	.053	.061	.053	2381	906	.361	.050	.218	.568	
468	.049	.049	.200	.049	2382	907	.357	.044	.244	.619	
469	.062	.062	.047	.062	2383	908	.331	.048	.191	.617	
470	.049	.049	.152	.049	2384	909	.378	.078	.199	.849	

APPENDIX A -- PRESSURE DATA:

DENVER SQUARE -- FAIRMONT HOTEL -- DENVER , COLORADO

UD	TAP	CP	NE	AH	CP	RNS	CP	HAX	CP	HIN	UD	TAP	CP	NE	AH	CP	RNS	CP	HAX	CP	HIN
270	615	.459	.091	.065	.797	270	731	.067	.101	.569	270	839	.510	.089	.268	.973					
270	616	.328	.060	.104	.573	270	732	.144	.068	.164	270	901	.375	.050	.201	.624					
270	617	.317	.054	.105	.620	270	733	.120	.064	.156	270	902	.377	.050	.236	.621					
270	618	.353	.053	.162	.581	270	734	.046	.081	.297	270	903	.379	.054	.220	.605					
270	619	.893	.175	.454	.967	270	735	.179	.087	.181	270	904	.369	.070	.175	.963					
270	620	.894	.175	.454	.111	270	736	.299	.051	.122	270	905	.399	.071	.167	.758					
270	621	.699	.157	.272	.960	270	737	.213	.048	.016	270	906	.393	.054	.231	.716					
270	622	.413	.073	.149	.105	270	738	.214	.046	.066	270	907	.400	.058	.213	.750					
270	623	.332	.044	.140	.540	270	739	.035	.073	.234	270	908	.391	.071	.198	.728					
270	624	.326	.039	.161	.447	270	740	.088	.058	.098	270	909	.393	.079	.145	.163					
270	625	.329	.041	.196	.518	270	741	.087	.051	.131	270	910	.403	.078	.120	.167					
270	626	.771	.236	.080	.149	270	742	.156	.076	.246	270	911	.382	.050	.229	.644					
270	627	.424	.231	.005	.646	270	801	.397	.083	.146	270	912	.354	.061	.135	.850					
270	628	.618	.110	.126	.126	270	802	.407	.110	.020	270	913	.355	.058	.197	.645					
270	629	.365	.063	.170	.772	270	803	.404	.174	.060	270	914	.351	.057	.179	.748					
270	630	.331	.059	.093	.251	270	804	.269	.089	.113	270	915	.358	.060	.199	.726					
270	631	.257	.054	.005	.220	270	805	.463	.086	.056	270	916	.324	.042	.198	.533					
270	632	.027	.038	.128	.465	270	806	.789	.317	.036	270	917	.346	.051	.213	.613					
270	633	.026	.144	.469	.222	270	807	.230	.399	.488	270	918	.347	.053	.202	.616					
270	634	.028	.038	.204	.334	270	808	.340	.058	.193	270	919	.379	.066	.213	.775					
270	701	.028	.151	.583	.669	270	809	.331	.166	.123	270	920	.335	.043	.182	.544					
270	702	.258	.171	.726	.489	270	810	.330	.088	.080	270	921	.336	.031	.240	.529					
270	703	.189	.172	.852	.216	270	811	.297	.255	.434	270	922	.338	.032	.238	.548					
270	704	.188	.132	.634	.208	270	812	.287	.239	.173	270	923	.343	.032	.240	.630					
270	705	.103	.100	.221	.446	270	813	.256	.043	.081	270	924	.311	.044	.102	.475					
270	706	.071	.142	.505	.738	270	814	.251	.048	.060	270	925	.327	.035	.204	.468					
270	707	.435	.172	.049	.442	270	815	.263	.081	.024	270	926	.327	.034	.170	.492					
270	708	.290	.095	.772	.222	270	816	.327	.114	.175	270	927	.288	.034	.213	.431					
270	709	.121	.142	.675	.612	270	817	.653	.119	.356	270	928	.275	.034	.155	.402					
270	710	.215	.163	.179	.253	270	818	.649	.116	.337	270	929	.318	.032	.197	.448					
270	711	.341	.168	.997	.005	270	819	.285	.038	.145	270	930	.334	.031	.222	.440					
270	712	.119	.115	.539	.721	270	820	.234	.038	.069	270	931	.265	.031	.154	.385					
270	713	.233	.096	.190	.161	270	821	.247	.051	.054	270	932	.269	.033	.155	.388					
270	714	.049	.113	.346	.622	270	822	.313	.069	.087	270	933	.324	.031	.231	.446					
270	715	.206	.131	.667	.335	270	823	.474	.108	.027	270	934	.263	.028	.159	.401					
270	716	.049	.120	.556	.126	270	824	.524	.125	.237	270	935	.280	.030	.147	.399					
270	717	.056	.093	.458	.253	270	825	.36	.125	.251	270	936	.310	.033	.193	.442					
270	718	.319	.113	.189	.793	270	826	.296	.028	.203	270	937	.332	.029	.244	.484					
270	719	.286	.083	.132	.630	270	827	.299	.029	.142	270	938	.322	.029	.238	.499					
270	720	.074	.087	.322	.317	270	828	.245	.034	.084	270	939	.323	.029	.238	.494					
270	721	.108	.084	.538	.101	270	829	.318	.017	.274	270	1	.181	.044	.020	.440					
270	722	.106	.089	.575	.145	270	830	.465	.096	.093	270	2	.117	.027	.007	.211					
270	723	.027	.129	.433	.464	270	831	.348	.107	.252	270	3	.114	.041	.035	.314					
270	724	.083	.109	.519	.277	270	832	.267	.009	.302	270	4	.039	.100	.284	.477					
270	725	.106	.135	.558	.589	270	833	.283	.026	.193	270	5	.089	.075	.191	.510					
270	726	.074	.143	.440	.353	270	834	.281	.024	.172	270	6	.046	.061	.274	.258					
270	727	.073	.071	.393	.105	270	835	.237	.024	.154	270	7	.097	.055	.496	.182					
270	728	.065	.051	.222	.182	270	836	.242	.029	.153	270	8	.002	.035	.235	.158					
270	729	.064	.085	.375	.677	270	837	.300	.037	.170	270	9	.099	.080	.548	.292					
270	730	.184	.122	.674	.273	270	838	.477	.083	.211	270	10	.149	.120	.642	.146					

APPENDIX A -- PRESSURE DATA:

DENVER SQUARE -- FAIRMONT HOTEL -- DENVER , COLORADO

WD	TAP	CPMEAN	CPRMS	CPMAX	CPMIN	WD	TAP	CPMEAN	CPRMS	CPMAX	CPMIN	WD	TAP	CPMEAN	CPRMS	CPMAX	CPMIN
2855	11	.066	.063	.235	.173	2855	401	.066	.047	.128	.227	2855	605	.412	.093	.164	.934
2855	12	.111	.088	.385	.317	2855	402	.033	.049	.142	.182	2855	606	.289	.057	.108	.597
2855	13	.133	.102	.563	.488	2855	403	.025	.060	.264	.231	2855	607	.272	.051	.116	.504
2855	14	.011	.055	.222	.173	2855	404	.181	.054	.024	.410	2855	608	.850	.217	.354	1.703
2855	101	.006	.059	.231	.307	2855	405	.161	.044	.033	.395	2855	609	.445	.093	.215	.945
2855	102	.020	.053	.242	.315	2855	406	.090	.030	.016	.196	2855	610	.423	.107	.152	.905
2855	103	.028	.080	.418	.355	2855	407	.182	.040	.060	.374	2855	611	.611	.051	.105	.616
2855	104	.070	.051	.154	.224	2855	408	.170	.039	.038	.332	2855	612	.611	.146	.297	1.553
2855	105	.088	.042	.091	.205	2855	409	.083	.038	.083	.241	2855	613	.624	.150	.308	1.595
2855	106	.090	.069	.387	.333	2855	410	.111	.039	.054	.254	2855	614	.516	.117	.145	.981
2855	107	.094	.040	.064	.244	2855	411	.054	.066	.212	.307	2855	615	.305	.070	.145	.612
2855	108	.079	.074	.465	.416	2855	412	.187	.048	.045	.425	2855	616	.226	.054	.041	.502
2855	109	.113	.052	.067	.248	2855	413	.151	.038	.007	.324	2855	617	.214	.048	.071	.440
2855	201	.133	.091	.408	.363	2855	414	.107	.100	.490	.145	2855	618	.239	.051	.086	.534
2855	202	.113	.072	.381	.288	2855	415	.117	.084	.486	.091	2855	619	.642	.132	.296	1.246
2855	203	.021	.064	.292	.250	2855	416	.024	.038	.128	.135	2855	620	.633	.130	.294	1.193
2855	204	.023	.080	.319	.288	2855	417	.140	.036	.028	.312	2855	621	.455	.098	.145	.962
2855	205	.033	.098	.330	.311	2855	418	.134	.037	.033	.299	2855	622	.288	.098	.141	.505
2855	206	.033	.058	.226	.160	2855	419	.057	.059	.212	.262	2855	623	.225	.040	.074	.397
2855	207	.033	.054	.264	.191	2855	420	.161	.043	.031	.354	2855	624	.197	.037	.046	.366
2855	208	.183	.067	.264	.391	2855	421	.130	.057	.078	.380	2855	625	.209	.038	.062	.350
2855	209	.112	.054	.214	.292	2855	422	.135	.055	.049	.397	2855	626	.234	.083	.133	.436
2855	210	.031	.064	.328	.170	2855	423	.228	.044	.074	.441	2855	627	.159	.095	.141	.102
2855	211	.022	.081	.427	.444	2855	424	.294	.083	.050	.762	2855	628	.383	.081	.126	.711
2855	212	.168	.047	.198	.312	2855	501	.156	.060	.139	.380	2855	629	.231	.057	.102	.447
2855	213	.033	.043	.138	.499	2855	502	.107	.067	.187	.339	2855	630	.135	.061	.099	.325
2855	214	.033	.044	.142	.198	2855	503	.153	.076	.087	.462	2855	631	.164	.051	.020	.394
2855	215	.047	.058	.378	.119	2855	504	.155	.182	.318	.844	2855	632	.191	.035	.046	.371
2855	216	.029	.080	.467	.310	2855	505	.316	.256	.429	1.179	2855	633	.091	.112	.664	.369
2855	217	.056	.074	.330	.308	2855	506	.345	.087	.011	.651	2855	634	.288	.089	.114	.955
2855	218	.081	.079	.387	.165	2855	507	.316	.108	.013	.756	2855	701	.106	.114	.349	.491
2855	219	.090	.066	.434	.147	2855	508	.306	.095	.031	.735	2855	702	.091	.126	.674	.336
2855	220	.087	.067	.419	.217	2855	509	.232	.077	.022	.561	2855	703	.228	.145	.814	.219
2855	221	.099	.072	.429	.178	2855	510	.156	.190	.902	.550	2855	704	.227	.135	.795	.248
2855	301	.157	.032	.064	.288	2855	511	.137	.077	.190	.478	2855	705	.019	.111	.513	.370
2855	302	.152	.032	.063	.287	2855	512	.250	.057	.106	.694	2855	706	.181	.107	.201	.580
2855	303	.197	.049	.033	.467	2855	513	.227	.047	.104	.606	2855	707	.264	.142	.732	.201
2855	304	.252	.067	.014	.527	2855	514	.065	.069	.254	.276	2855	708	.144	.117	.435	.573
2855	305	.252	.094	.071	.862	2855	515	.022	.083	.417	.246	2855	709	.162	.099	.399	.477
2855	306	.169	.037	.002	.788	2855	516	.184	.038	.013	.340	2855	710	.035	.109	.598	.270
2855	307	.139	.044	.017	.779	2855	517	.326	.051	.164	.549	2855	711	.165	.120	.721	.155
2855	308	.153	.038	.045	.772	2855	518	.330	.056	.133	.618	2855	712	.066	.116	.501	.340
2855	309	.145	.030	.043	.766	2855	519	.337	.086	.257	.995	2855	713	.159	.100	.253	.526
2855	310	.135	.048	.000	.411	2855	520	.551	.294	.564	1.459	2855	714	.180	.078	.231	.467
2855	311	.228	.057	.183	.605	2855	521	.049	.092	.469	.323	2855	715	.064	.081	.469	.372
2855	312	.140	.041	.007	.280	2855	522	.315	.107	.654	.007	2855	716	.039	.086	.672	.235
2855	313	.139	.033	.026	.550	2855	601	.112	.373	.062	.790	2855	717	.031	.091	.468	.316
2855	314	.042	.034	.035	.833	2855	602	.658	.189	.040	.443	2855	718	.245	.094	.181	.622
2855	315	.042	.040	.000	.766	2855	603	.555	.247	.105	.682	2855	719	.211	.055	.080	.449
2855	316	.040	.026	.026	.413	2855	604	.527	.125	.150	.016	2855	720	.117	.061	.222	.433

APPENDIX A -- PRESSURE DATA:

DENVER SQUARE -- FAIRMONT HOTEL -- DENVER , COLORADO

WD	TAP	CPMEAN	CPRMS	CPMAX	CPMIN	WD	TAP	CPMEAN	CPRMS	CPMAX	CPMIN	WD	TAP	CPMEAN	CPRMS	CPMAX	CPMIN
228855	721	.0509	.065	.370	---	228855	9329	.284	.14	.240	---	300	1	---	.179	.042	---
228855	722	.0509	.077	.425	---	228855	9330	.285	.050	.240	---	300	2	---	.142	.040	---
228855	723	.0509	.096	.398	---	228855	9331	.309	.068	.339	---	300	3	---	.123	.278	---
228855	724	.0509	.094	.406	---	228855	9332	.272	.088	.242	---	300	4	---	.083	.143	---
228855	725	.101	.156	.694	---	228855	9333	.201	.022	.222	---	300	5	---	.118	.174	---
228855	726	.346	.146	.406	---	228855	9334	.187	.025	.058	---	300	6	---	.068	.135	---
228855	727	.0299	.053	.239	---	228855	9335	.168	.023	.086	---	300	7	---	.034	.391	---
228855	728	.0299	.048	.233	---	228855	9336	.172	.025	.084	---	300	8	---	.077	.153	---
228855	729	.102	.081	.486	---	228855	9337	.234	.037	.114	---	300	9	---	.054	.067	---
228855	730	.239	.119	.715	---	228855	9338	.289	.066	.133	---	300	10	---	.019	.070	---
228855	731	.111	.092	.569	---	228855	9339	.327	.072	.150	---	300	11	---	.079	.052	---
228855	732	.104	.060	.231	---	228855	901	.240	.040	.088	---	300	12	---	.028	.081	---
228855	733	.104	.051	.067	---	228855	902	.244	.038	.108	---	300	13	---	.019	.067	---
228855	734	.062	.100	.434	---	228855	903	.243	.037	.106	---	300	14	---	.077	.053	---
228855	735	.042	.080	.277	---	228855	904	.231	.039	.075	---	300	101	---	.065	.045	---
228855	736	.042	.049	.090	---	228855	905	.246	.045	.114	---	300	102	---	.061	.040	---
228855	737	.042	.046	.067	---	228855	906	.256	.041	.081	---	300	103	---	.024	.052	---
228855	738	.042	.056	.046	---	228855	907	.256	.037	.124	---	300	104	---	.066	.041	---
228855	739	.042	.086	.212	---	228855	908	.240	.039	.125	---	300	105	---	.105	.035	---
228855	740	.042	.042	.105	---	228855	909	.216	.143	.075	---	300	106	---	.041	.050	---
228855	741	.042	.062	.255	---	228855	910	.221	.143	.002	---	300	107	---	.110	.038	---
228855	742	.042	.114	.511	---	228855	911	.207	.126	.005	---	300	108	---	.011	.073	---
228855	801	.042	.047	.049	---	228855	912	.195	.123	.005	---	300	109	---	.126	.046	---
228855	802	.042	.054	.011	---	228855	913	.243	.042	.123	---	300	201	---	.077	.071	---
228855	803	.042	.064	.009	---	228855	914	.221	.044	.038	---	300	202	---	.093	.058	---
228855	804	.042	.051	.143	---	228855	915	.225	.045	.103	---	300	203	---	.071	.049	---
228855	805	.042	.146	.058	---	228855	916	.217	.031	.097	---	300	204	---	.067	.060	---
228855	806	.042	.169	.042	---	228855	917	.228	.031	.132	---	300	205	---	.074	.067	---
228855	807	.042	.245	.117	---	228855	918	.233	.032	.126	---	300	206	---	.069	.043	---
228855	808	.042	.034	.092	---	228855	919	.233	.055	.004	---	300	207	---	.062	.045	---
228855	809	.042	.056	.056	---	228855	920	.205	.037	.040	---	300	208	---	.098	.076	---
228855	810	.042	.087	.080	---	228855	921	.232	.029	.065	---	300	209	---	.081	.049	---
228855	811	.042	.169	.148	---	228855	922	.239	.027	.101	---	300	210	---	.056	.042	---
228855	812	.042	.031	.095	---	228855	923	.444	.028	.115	---	300	211	---	.064	.054	---
228855	813	.042	.031	.085	---	228855	924	.217	.037	.103	---	300	212	---	.105	.066	---
228855	814	.042	.035	.076	---	228855	925	.235	.038	.099	---	300	213	---	.080	.045	---
228855	815	.042	.048	.018	---	228855	926	.254	.047	.137	---	300	214	---	.068	.036	---
228855	816	.042	.076	.059	---	228855	927	.217	.030	.121	---	300	215	---	.038	.045	---
228855	817	.042	.107	.098	---	228855	928	.200	.030	.099	---	300	216	---	.045	.074	---
228855	818	.042	.103	.147	---	228855	929	.219	.037	.101	---	300	217	---	.041	.046	---
228855	819	.042	.028	.055	---	228855	930	.227	.031	.112	---	300	218	---	.001	.064	---
228855	820	.042	.029	.000	---	228855	931	.206	.029	.110	---	300	219	---	.002	.064	---
228855	821	.042	.032	.016	---	228855	932	.195	.029	.092	---	300	220	---	.005	.074	---
228855	822	.042	.040	.069	---	228855	933	.215	.027	.110	---	300	221	---	.006	.074	---
228855	823	.042	.066	.027	---	228855	934	.194	.020	.079	---	300	301	---	.126	.023	---
228855	824	.042	.096	.106	---	228855	935	.208	.027	.108	---	300	302	---	.128	.024	---
228855	825	.042	.089	.121	---	228855	936	.211	.031	.106	---	300	303	---	.151	.031	---
228855	826	.042	.025	.113	---	228855	937	.220	.031	.126	---	300	304	---	.157	.053	---
228855	827	.042	.026	.066	---	228855	938	.237	.034	.135	---	300	305	---	.197	.083	---
228855	828	.042	.077	.370	---	228855	939	.248	.035	.150	---	300	306	---	.134	.024	---

APPENDIX A -- PRESSURE DATA

DENVER SQUARE -- FAIRMONT HOTEL -- DENVER, COLORADO

WD	TAP	CPHEAN	CPRMS	CPMAX	CPMIN	WD	TAP	CPHEAN	CPRMS	CPMAX	CPMIN	WD	TAP	CPHEAN	CPRMS	CPMAX	CPMIN
300	307	151	.031	.030	.301	300	517	169	.046	.183	-.342	300	711	016	.063	.223	-.212
300	308	121	.026	.023	.220	300	518	186	.054	.075	-.412	300	712	026	.075	.291	-.320
300	309	122	.024	.051	.203	300	519	260	.095	.321	-.634	300	713	108	.082	.305	-.577
300	310	155	.049	.000	.356	300	520	214	.190	.609	-.861	300	714	166	.045	.028	-.330
300	311	205	.073	.254	.603	300	521	011	.076	.476	-.271	300	715	117	.053	.115	-.291
300	312	110	.026	.028	.201	300	522	116	.077	.384	-.045	300	716	045	.057	.186	-.226
300	313	118	.032	.033	.192	300	601	604	.197	.112	-1.353	300	717	034	.063	.247	-.405
300	314	140	.044	.055	.380	300	602	345	.136	.004	-1.333	300	718	121	.073	.341	-.484
300	315	163	.047	.049	.254	300	603	400	.154	.123	-1.011	300	719	190	.041	.004	-.329
300	316	195	.063	.125	.498	300	604	329	.089	.111	-.871	300	720	135	.045	.114	-.287
300	401	079	.043	.136	.254	300	605	278	.067	.086	-.629	300	721	062	.048	.143	-.227
300	402	093	.045	.130	.283	300	606	223	.052	.028	-.771	300	722	030	.057	.217	-.350
300	403	060	.052	.177	.259	300	607	212	.050	.022	-.494	300	723	052	.067	.267	-.423
300	404	148	.045	.021	.461	300	608	491	.126	.069	-1.058	300	724	015	.072	.366	-.197
300	405	142	.041	.020	.312	300	609	288	.093	.110	-.676	300	725	009	.108	.550	-.281
300	406	098	.028	.005	.219	300	610	275	.068	.059	-.587	300	726	103	.112	.606	-.237
300	407	137	.025	.058	.256	300	611	204	.047	.036	-.601	300	727	083	.041	.093	-.216
300	408	131	.025	.058	.218	300	612	410	.114	.000	-.608	300	728	079	.040	.079	-.221
300	409	097	.030	.016	.208	300	613	379	.110	.071	-.840	300	729	007	.067	.356	-.330
300	410	130	.044	.039	.317	300	614	240	.050	.081	-.524	300	730	028	.104	.582	-.578
300	411	097	.048	.140	.312	300	615	206	.043	.074	-.457	300	731	060	.100	.267	-.748
300	412	134	.029	.049	.329	300	616	192	.045	.041	-.336	300	732	092	.047	.153	-.383
300	413	120	.025	.028	.224	300	617	179	.045	.024	-.433	300	733	128	.040	.036	-.283
300	414	025	.030	.377	.180	300	618	184	.048	.018	-.388	300	734	055	.066	.271	-.308
300	415	003	.039	.373	.126	300	619	340	.104	.053	-.388	300	735	131	.072	.093	-.408
300	416	069	.030	.053	.167	300	620	306	.098	.013	-.592	300	736	201	.038	.085	-.344
300	417	121	.025	.042	.215	300	621	215	.049	.031	-.507	300	737	178	.034	.067	-.305
300	418	103	.025	.030	.180	300	622	185	.041	.022	-.530	300	738	172	.037	.069	-.349
300	419	087	.043	.128	.242	300	623	170	.037	.029	-.405	300	739	136	.058	.022	-.266
300	420	137	.041	.033	.306	300	624	156	.036	.013	-.336	300	740	108	.040	.046	-.322
300	421	115	.042	.028	.337	300	625	168	.042	.011	-.337	300	741	079	.052	.303	-.227
300	422	119	.032	.021	.272	300	626	159	.117	.307	-.784	300	742	093	.074	.218	-.342
300	423	159	.031	.061	.294	300	627	120	.084	.245	-.642	300	801	184	.038	.058	-.348
300	424	182	.048	.053	.368	300	628	179	.070	.185	-.458	300	802	186	.034	.075	-.348
300	501	201	.040	.002	.401	300	629	129	.049	.123	-.262	300	803	182	.035	.033	-.459
300	502	172	.043	.067	.351	300	630	105	.042	.118	-.265	300	804	144	.020	.088	-.206
300	503	183	.049	.027	.367	300	631	121	.034	.031	-.233	300	805	243	.064	.047	-.252
300	504	145	.088	.233	.549	300	632	126	.033	.007	-.298	300	806	269	.082	.009	-.655
300	505	183	.112	.232	.651	300	633	011	.081	.648	-.293	300	807	280	.118	.071	-.553
300	506	154	.065	.024	.360	300	634	168	.055	.015	-.657	300	808	164	.036	.066	-.404
300	507	239	.067	.007	.571	300	701	161	.068	.156	-.494	300	809	186	.031	.065	-.336
300	508	224	.056	.007	.515	300	702	073	.075	.276	-.430	300	810	230	.052	.066	-.520
300	509	199	.057	.025	.511	300	703	006	.089	.318	-.629	300	811	263	.094	.049	-.339
300	510	068	.107	.320	.462	300	704	006	.101	.381	-.480	300	812	160	.038	.024	-.384
300	511	170	.059	.109	.392	300	705	066	.098	.261	-.459	300	813	176	.038	.069	-.292
300	512	156	.047	.000	.614	300	706	187	.062	.083	-.505	300	814	183	.029	.007	-.397
300	513	131	.037	.000	.307	300	707	000	.086	.344	-.375	300	815	190	.029	.090	-.309
300	514	086	.049	.219	.237	300	708	123	.105	.316	-.841	300	816	202	.036	.077	-.333
300	515	036	.074	.329	.265	300	709	182	.043	.040	-.389	300	817	220	.046	.098	-.588
300	516	123	.038	.049	.274	300	710	102	.049	.193	-.269	300	818	222	.046	.093	-.540

APPENDIX A -- PRESSURE DATA:

DENVER SQUARE -- FAIRMONT HOTEL -- DENVER , COLORADO

WD	TAP	CP	CPH	CPHMAX	CPHMIN	WD	TAP	CPH	CPHMAX	CPHMIN	WD	TAP	CPH	CPHMAX	CPHMIN
33000	819	-.047	-.018	-.039	-.066	33000	930	-.139	-.033	-.257	33000	219	-.062	-.050	-.220
33000	820	-.042	-.009	-.039	-.066	33000	931	-.144	-.027	-.240	33000	221	-.080	-.033	-.199
33000	821	-.029	-.069	-.033	-.072	33000	932	-.124	-.027	-.224	33000	222	-.077	-.043	-.259
33000	822	-.031	-.111	-.029	-.050	33000	933	-.133	-.029	-.285	33000	223	-.066	-.049	-.230
33000	823	-.040	-.095	-.027	-.049	33000	934	-.128	-.027	-.226	33000	301	-.181	-.041	-.424
33000	824	-.043	-.079	-.027	-.058	33000	935	-.133	-.027	-.224	33000	302	-.190	-.042	-.410
33000	825	-.037	-.071	-.028	-.053	33000	936	-.122	-.028	-.238	33000	303	-.252	-.067	-.729
33000	826	-.033	-.015	-.031	-.060	33000	937	-.138	-.041	-.473	33000	304	-.149	-.060	-.385
33000	827	-.033	-.068	-.031	-.060	33000	938	-.153	-.041	-.393	33000	305	-.127	-.100	-.512
33000	828	-.031	-.127	-.033	-.060	33000	939	-.178	-.053	-.075	33000	306	-.241	-.054	-.570
33000	829	-.018	-.127	-.033	-.060	33000	1	-.256	-.099	-.000	33000	307	-.231	-.049	-.500
33000	830	-.043	-.124	-.033	-.060	33000	2	-.164	-.032	-.024	33000	308	-.168	-.050	-.434
33000	831	-.055	-.122	-.033	-.060	33000	3	-.162	-.032	-.026	33000	309	-.192	-.041	-.424
33000	832	-.008	-.311	-.033	-.060	33000	4	-.112	-.054	-.455	33000	310	-.133	-.051	-.311
33000	833	-.057	-.198	-.033	-.060	33000	5	-.058	-.097	-.379	33000	311	-.094	-.110	-.363
33000	834	-.045	-.086	-.033	-.060	33000	6	-.103	-.049	-.304	33000	312	-.159	-.047	-.459
33000	835	-.031	-.044	-.033	-.060	33000	7	-.045	-.097	-.580	33000	313	-.188	-.041	-.366
33000	836	-.025	-.075	-.033	-.060	33000	8	-.040	-.089	-.424	33000	314	-.241	-.053	-.522
33000	837	-.027	-.097	-.033	-.060	33000	9	-.100	-.053	-.135	33000	315	-.137	-.059	-.388
33000	838	-.047	-.117	-.033	-.060	33000	10	-.046	-.084	-.412	33000	316	-.104	-.118	-.742
33000	839	-.048	-.120	-.033	-.060	33000	11	-.070	-.070	-.266	33000	401	-.059	-.057	-.220
33000	901	-.041	-.052	-.033	-.060	33000	12	-.090	-.066	-.111	33000	402	-.075	-.060	-.252
33000	902	-.038	-.056	-.033	-.060	33000	13	-.027	-.059	-.458	33000	403	-.045	-.068	-.213
33000	903	-.034	-.034	-.033	-.060	33000	14	-.054	-.072	-.320	33000	404	-.150	-.059	-.519
33000	904	-.034	-.120	-.033	-.060	33000	101	-.093	-.044	-.054	33000	405	-.137	-.053	-.390
33000	905	-.034	-.111	-.033	-.060	33000	102	-.093	-.044	-.148	33000	406	-.134	-.034	-.298
33000	906	-.046	-.034	-.033	-.060	33000	103	-.029	-.091	-.528	33000	407	-.201	-.043	-.390
33000	907	-.035	-.025	-.033	-.060	33000	104	-.042	-.075	-.298	33000	408	-.185	-.043	-.389
33000	908	-.035	-.093	-.033	-.060	33000	105	-.080	-.062	-.227	33000	409	-.108	-.040	-.285
33000	909	-.061	-.014	-.033	-.060	33000	106	-.100	-.041	-.026	33000	410	-.104	-.054	-.304
33000	910	-.058	-.011	-.033	-.060	33000	107	-.089	-.058	-.185	33000	411	-.093	-.057	-.250
33000	911	-.036	-.048	-.033	-.060	33000	108	-.084	-.038	-.096	33000	412	-.228	-.055	-.466
33000	912	-.032	-.047	-.033	-.060	33000	109	-.104	-.058	-.264	33000	413	-.171	-.046	-.403
33000	913	-.036	-.029	-.033	-.060	33000	201	-.076	-.071	-.218	33000	414	-.003	-.084	-.190
33000	914	-.048	-.027	-.033	-.060	33000	202	-.095	-.045	-.102	33000	415	-.003	-.085	-.168
33000	915	-.044	-.025	-.033	-.060	33000	203	-.101	-.040	-.066	33000	416	-.097	-.036	-.225
33000	916	-.034	-.013	-.033	-.060	33000	204	-.095	-.038	-.040	33000	417	-.192	-.043	-.391
33000	917	-.032	-.037	-.033	-.060	33000	205	-.087	-.039	-.056	33000	418	-.157	-.045	-.332
33000	918	-.034	-.088	-.033	-.060	33000	206	-.084	-.036	-.086	33000	419	-.065	-.061	-.313
33000	919	-.042	-.018	-.033	-.060	33000	207	-.082	-.033	-.053	33000	420	-.082	-.074	-.287
33000	920	-.036	-.011	-.033	-.060	33000	208	-.047	-.032	-.306	33000	421	-.154	-.056	-.433
33000	921	-.035	-.007	-.033	-.060	33000	209	-.072	-.047	-.134	33000	422	-.159	-.045	-.419
33000	922	-.044	-.005	-.033	-.060	33000	210	-.085	-.031	-.030	33000	423	-.245	-.055	-.493
33000	923	-.051	-.007	-.033	-.060	33000	211	-.083	-.033	-.062	33000	424	-.312	-.090	-.740
33000	924	-.039	-.040	-.033	-.060	33000	212	-.054	-.020	-.194	33000	501	-.276	-.060	-.616
33000	925	-.038	-.011	-.033	-.060	33000	213	-.067	-.050	-.169	33000	502	-.259	-.075	-.862
33000	926	-.042	-.050	-.033	-.060	33000	214	-.090	-.039	-.039	33000	503	-.276	-.044	-.563
33000	927	-.032	-.045	-.033	-.060	33000	215	-.080	-.029	-.039	33000	504	-.257	-.077	-.583
33000	928	-.031	-.029	-.033	-.060	33000	216	-.091	-.032	-.063	33000	505	-.277	-.095	-.807
33000	929	-.030	-.009	-.033	-.060	33000	217	-.110	-.048	-.039	33000	506	-.218	-.065	-.499

APPENDIX A -- PRESSURE DATA:

DENVER SQUARE -- FAIRMONT HOTEL -- DENVER, COLORADO

MD	TAP	CP	NEA	H	CP	RNS	CP	MAX	CP	MIN	MD	TAP	CP	NEA	H	CP	RNS	CP	MAX	CP	MIN	MD	TAP	CP	NEA	H	CP	RNS	CP	MAX	CP	MIN
3330	625	153	.046	.070	3330	741	.071	.083	3308	-.241	3330	910	175	.044	.005	3370																
3330	626	.099	.078	.254	3330	742	.062	.075	3308	-.242	3330	911	.054	.082	.213	3390																
3330	627	.091	.079	.254	3330	801	.081	.267	834	-.845	3330	912	.041	.109	.372	621																
3330	628	.126	.065	.267	3330	802	.028	.239	752	-.704	3330	913	.151	.194	.557	1.101																
3330	629	.158	.046	.015	3330	803	.179	133	301	-.744	3330	914	.158	.044	.018	336																
3330	630	.138	.046	.004	3330	804	.275	.066	.024	-.572	3330	915	.139	.043	.063	3310																
3330	631	.108	.049	.022	3330	805	.292	.077	.097	-.783	3330	916	.021	.066	.253	3355																
3330	632	.160	.052	.071	3330	806	.272	.075	.048	-.865	3330	917	.059	.094	.380	335																
3330	633	.049	.106	.495	3330	807	.250	.066	.031	-.886	3330	918	.156	.181	.555	1.068																
3330	634	.160	.060	.007	3330	808	.144	.271	.119	-.004	3330	919	.119	.046	.018	3308																
3330	701	.252	.062	.015	3330	809	.115	.173	.445	-.582	3330	920	.092	.038	.027	244																
3330	702	.239	.061	.009	3330	810	.115	.064	.134	-.605	3330	921	.051	.043	.141	3312																
3330	703	.250	.068	.028	3330	811	.229	.053	.059	-.491	3330	922	.040	.066	.246	3341																
3330	704	.266	.081	.011	3330	812	.196	.283	.838	-.718	3330	923	.100	.128	.363	3391																
3330	705	.266	.083	.009	3330	813	.181	.264	.916	-.703	3330	924	.011	.080	.330	410																
3330	706	.233	.059	.009	3330	814	.093	.178	.471	-.550	3330	925	.104	.053	.175	400																
3330	707	.237	.064	.046	3330	815	.278	.080	.009	-.564	3330	926	.130	.053	.090	3316																
3330	708	.255	.082	.046	3330	816	.295	.059	.118	-.526	3330	927	.121	.034	.011	3335																
3330	709	.212	.054	.013	3330	817	.241	.053	.071	-.478	3330	928	.090	.037	.029	3337																
3330	710	.205	.053	.017	3330	818	.216	.049	.024	-.447	3330	929	.099	.029	.007	211																
3330	711	.214	.054	.031	3330	819	.167	.195	.820	-.785	3330	930	.088	.033	.054	194																
3330	712	.219	.062	.065	3330	820	.164	.194	.825	-.452	3330	931	.115	.027	.014	222																
3330	713	.222	.067	.097	3330	821	.090	.146	.429	-.496	3330	932	.084	.013	.013	184																
3330	714	.174	.049	.013	3330	822	.290	.089	.011	-.653	3330	933	.090	.029	.057	205																
3330	715	.190	.051	.024	3330	823	.295	.071	.112	-.623	3330	934	.085	.030	.041	199																
3330	716	.189	.055	.002	3330	824	.196	.052	.007	-.439	3330	935	.093	.030	.029	195																
3330	717	.196	.067	.069	3330	825	.185	.045	.004	-.414	3330	936	.070	.029	.071	182																
3330	718	.197	.079	.121	3330	826	.161	.134	.728	-.224	3330	937	.067	.036	.102	180																
3330	719	.125	.048	.066	3330	827	.158	.140	.733	-.202	3330	938	.048	.050	.196	208																
3330	720	.133	.045	.046	3330	828	.087	.107	.316	-.441	3330	939	.114	.079	.174	208																
3330	721	.133	.046	.071	3330	829	.110	.022	.045	-.166	3330	940	.133	.099	.094	973																
3330	722	.131	.067	.112	3330	830	.280	.066	.079	-.634	3330	941	.101	.101	.284	691																
3330	723	.152	.079	.162	3330	831	.168	.055	.007	-.474	3330	942	.164	.066	.146	538																
3330	724	.068	.090	.469	3330	832	.275	.009	.319	-.246	3330	943	.063	.103	.329	550																
3330	725	.076	.097	.381	3330	833	.137	.128	.653	-.341	3330	944	.102	.079	.278	365																
3330	726	.068	.092	.306	3330	834	.122	.120	.671	-.282	3330	945	.031	.075	.227	366																
3330	727	.129	.047	.142	3330	835	.104	.106	.373	-.483	3330	946	.030	.106	.227	297																
3330	728	.088	.059	.189	3330	836	.189	.101	.140	-.805	3330	947	.053	.065	.688	208																
3330	729	.098	.091	.347	3330	837	.193	.051	.034	-.414	3330	948	.055	.071	.305	324																
3330	730	.098	.077	.286	3330	838	.130	.041	.061	-.293	3330	949	.007	.093	.471	221																
3330	731	.117	.066	.276	3330	839	.121	.041	.043	-.261	3330	950	.090	.055	.146	244																
3330	732	.099	.057	.165	3330	901	.220	.059	.011	-.530	3330	951	.050	.057	.197	210																
3330	733	.126	.045	.082	3330	902	.189	.063	.032	-.463	3330	952	.027	.092	.547	216																
3330	734	.062	.083	.373	3330	903	.188	.076	.079	-.576	3330	953	.074	.058	.225	223																
3330	735	.111	.059	.307	3330	904	.139	.102	.335	-.782	3330	954	.076	.058	.165	227																
3330	736	.111	.044	.122	3330	905	.264	.153	.335	-.060	3330	955	.029	.068	.344	274																
3330	737	.120	.044	.040	3330	906	.208	.049	.027	-.449	3330	956	.042	.095	.491	222																
3330	738	.137	.049	.000	3330	907	.134	.074	.145	-.433	3330	957	.054	.061	.228	217																
3330	739	.152	.066	.028	3330	908	.205	.183	.468	-.106	3330	958	.093	.055	.158	292																
3330	740	.049	.104	.104	3330	909	.216	.045	.036	-.487	3330	959	.122	.053	.091	364																

APPENDIX A -- PRESSURE DATA:

DENVER SQUARE -- FAIRMONT HOTEL -- DENVER, COLORADO

WD	TAP	CPMEAN	CPRMS	CPMAX	CPMIN	WD	TAP	CPMEAN	CPRMS	CPMAX	CPMIN	WD	TAP	CPMEAN	CPRMS	CPMAX	CPMIN
4444	107	.080	.050	.189	.245	4444	411	.071	.048	.151	.264	3445	615	.300	.038	.203	.462
4444	108	.109	.062	.189	.482	4444	412	.033	.078	.151	.155	3445	616	.262	.033	.171	.397
4444	109	.057	.049	.224	.304	4444	413	.194	.129	.254	.212	3445	617	.242	.031	.132	.333
4444	201	.117	.048	.032	.340	4444	414	.037	.054	.170	.161	3445	618	.242	.031	.133	.333
4444	202	.143	.045	.016	.341	4444	415	.056	.050	.047	.331	3445	619	.322	.079	.099	.399
4444	203	.120	.045	.016	.341	4444	416	.019	.052	.047	.331	3445	620	.287	.062	.103	.333
4444	204	.150	.070	.057	.575	4444	417	.019	.054	.187	.157	3445	621	.280	.048	.156	.329
4444	205	.159	.078	.068	.664	4444	418	.223	.136	.784	.205	3445	622	.284	.037	.173	.450
4444	206	.116	.040	.000	.294	4444	419	.150	.043	.130	.309	3445	623	.250	.032	.131	.355
4444	207	.113	.043	.000	.111	4444	420	.088	.053	.150	.202	3445	624	.208	.032	.086	.388
4444	208	.103	.043	.000	.299	4444	421	.076	.060	.173	.402	3445	625	.211	.034	.069	.355
4444	209	.115	.041	.030	.318	4444	422	.156	.053	.023	.452	3445	626	.184	.083	.162	.366
4444	210	.116	.052	.077	.318	4444	423	.129	.042	.031	.402	3445	627	.186	.067	.144	.300
4444	211	.125	.061	.095	.431	4444	424	.144	.060	.012	.544	3445	628	.222	.039	.066	.410
4444	212	.093	.047	.080	.335	4444	425	.870	.225	.255	.976	3445	629	.254	.040	.100	.388
4444	213	.105	.044	.047	.307	4444	426	.425	.146	.020	.458	3445	630	.240	.038	.124	.388
4444	214	.099	.043	.058	.380	4444	427	.360	.126	.110	.844	3445	631	.221	.044	.074	.322
4444	215	.091	.043	.111	.444	4444	428	.224	.123	.332	.844	3445	632	.202	.042	.068	.444
4444	216	.115	.043	.091	.111	4444	429	.198	.082	.198	.999	3445	633	.281	.084	.232	.377
4444	217	.104	.051	.108	.337	4444	430	.198	.082	.488	.844	3445	634	.281	.074	.038	.366
4444	218	.077	.051	.159	.281	4444	431	.364	.106	.098	.883	3445	635	.271	.075	.002	.344
4444	219	.100	.057	.132	.432	4444	432	.404	.079	.139	.877	3445	636	.260	.080	.060	.300
4444	220	.103	.059	.134	.404	4444	433	.444	.091	.011	.846	3445	637	.303	.077	.086	.333
4444	221	.227	.063	.140	.539	4444	434	.444	.134	.129	.910	3445	638	.333	.074	.124	.444
4444	222	.203	.063	.140	.539	4444	435	.444	.103	.488	.999	3445	639	.289	.068	.059	.444
4444	223	.134	.070	.140	.413	4444	436	.221	.043	.075	.666	3445	640	.291	.072	.071	.366
4444	224	.115	.057	.035	.386	4444	437	.221	.065	.222	.333	3445	641	.291	.056	.099	.444
4444	225	.093	.059	.108	.367	4444	438	.293	.064	.160	.493	3445	642	.289	.055	.096	.399
4444	226	.124	.068	.097	.420	4444	439	.267	.037	.129	.493	3445	643	.289	.053	.100	.399
4444	227	.245	.084	.099	.622	4444	440	.267	.039	.146	.531	3445	644	.289	.055	.128	.444
4444	228	.067	.039	.088	.338	4444	441	.274	.066	.070	.666	3445	645	.289	.055	.131	.399
4444	229	.105	.047	.088	.247	4444	442	.272	.077	.037	.666	3445	646	.289	.041	.044	.333
4444	230	.156	.076	.108	.603	4444	443	.222	.078	.158	.599	3445	647	.233	.044	.097	.470
4444	231	.038	.040	.112	.189	4444	444	.318	.076	.087	.718	3445	648	.222	.052	.074	.333
4444	232	.063	.036	.081	.254	4444	445	.312	.072	.102	.671	3445	649	.222	.058	.075	.444
4444	233	.079	.039	.116	.287	4444	446	.303	.069	.095	.680	3445	650	.150	.048	.058	.326
4444	234	.092	.044	.049	.381	4444	447	.388	.062	.079	.700	3445	651	.155	.046	.040	.377
4444	235	.088	.063	.133	.262	4444	448	.388	.039	.136	.700	3445	652	.155	.042	.007	.353
4444	236	.064	.046	.111	.201	4444	449	.266	.041	.120	.421	3445	653	.155	.047	.068	.353
4444	237	.050	.051	.131	.271	4444	450	.266	.040	.122	.417	3445	654	.162	.058	.085	.404
4444	238	.133	.053	.063	.347	4444	451	.299	.070	.092	.722	3445	655	.153	.074	.188	.416
4444	239	.104	.043	.072	.334	4444	452	.307	.058	.132	.680	3445	656	.188	.090	.255	.402
4444	240	.126	.047	.032	.309	4444	453	.268	.036	.164	.330	3445	657	.187	.088	.224	.408
4444	241	.080	.060	.158	.375	4444	454	.111	.035	.146	.433	3445	658	.156	.047	.020	.353
4444	242	.119	.142	.673	.277	4444	455	.111	.069	.134	.706	3445	659	.146	.045	.047	.353
4444	243	.132	.044	.000	.355	4444	456	.111	.065	.163	.706	3445	660	.146	.071	.228	.413
4444	244	.088	.047	.000	.663	4444	457	.111	.065	.173	.706	3445	661	.146	.059	.197	.353

APPENDIX A -- PRESSURE DATA

DENVER SQUARE -- FAIRMONT HOTEL -- DENVER , COLORADO

WD	TAP	CP	MEAN	CPRMS	CPMAX	CPMIN	WD	TAP	CP	MEAN	CPRMS	CPMAX	CPMIN	WD	TAP	CP	MEAN	CPRMS	CPMAX	CPMIN			
3445	731	08	058	230	263	3445	819	295	142	870	133	3445	910	150	036	000	255	3445	910	150	036	000	255
3445	732	130	048	033	343	3445	820	325	143	826	072	3445	911	034	073	315	153	3445	911	034	073	315	153
3445	733	149	048	007	336	3445	821	169	104	579	085	3445	912	019	170	508	852	3445	912	019	170	508	852
3445	734	000	066	320	208	3445	822	009	069	269	206	3445	913	099	236	520	137	3445	913	099	236	520	137
3445	735	000	056	252	201	3445	823	142	042	063	296	3445	914	191	032	073	302	3445	914	191	032	073	302
3445	736	000	051	040	333	3445	824	191	050	013	405	3445	915	134	036	014	238	3445	915	134	036	014	238
3445	737	000	054	027	444	3445	825	177	036	044	337	3445	916	038	068	333	190	3445	916	038	068	333	190
3445	738	000	054	024	664	3445	826	123	101	585	113	3445	917	014	132	419	713	3445	917	014	132	419	713
3445	739	000	057	158	664	3445	827	121	100	599	094	3445	918	124	218	514	023	3445	918	124	218	514	023
3445	740	000	049	179	88	3445	828	015	078	377	154	3445	919	174	035	050	306	3445	919	174	035	050	306
3445	741	000	054	275	46	3445	829	063	011	027	098	3445	920	104	035	056	208	3445	920	104	035	056	208
3445	742	000	060	285	88	3445	830	154	035	014	289	3445	921	007	046	198	137	3445	921	007	046	198	137
3445	801	000	144	785	16	3445	831	165	044	021	320	3445	922	013	069	286	361	3445	922	013	069	286	361
3445	802	000	133	674	33	3445	832	265	068	304	237	3445	923	023	120	534	749	3445	923	023	120	534	749
3445	803	000	102	436	88	3445	833	086	102	559	219	3445	924	043	100	330	309	3445	924	043	100	330	309
3445	804	000	069	219	00	3445	834	091	100	533	193	3445	925	001	105	412	289	3445	925	001	105	412	289
3445	805	000	070	142	33	3445	835	039	096	617	150	3445	926	109	046	048	437	3445	926	109	046	048	437
3445	806	000	104	299	35	3445	836	023	082	397	178	3445	927	107	036	078	347	3445	927	107	036	078	347
3445	807	000	067	163	10	3445	837	049	047	144	223	3445	928	070	036	139	282	3445	928	070	036	139	282
3445	808	000	161	914	13	3445	838	071	041	105	200	3445	929	073	037	128	166	3445	929	073	037	128	166
3445	809	000	124	746	00	3445	839	106	039	071	238	3445	930	066	035	116	171	3445	930	066	035	116	171
3445	810	000	062	173	22	3445	900	235	036	114	403	3445	931	099	030	071	203	3445	931	099	030	071	203
3445	811	000	062	061	99	3445	901	163	044	027	355	3445	932	065	032	177	172	3445	932	065	032	177	172
3445	812	000	147	930	00	3445	902	141	061	137	338	3445	933	060	033	125	169	3445	933	060	033	125	169
3445	813	000	153	901	46	3445	904	070	106	327	832	3445	934	065	032	118	166	3445	934	065	032	118	166
3445	814	000	127	654	00	3445	905	205	173	107	164	3445	935	071	034	160	162	3445	935	071	034	160	162
3445	815	000	072	259	03	3445	906	217	029	107	348	3445	936	035	036	172	125	3445	936	035	036	172	125
3445	816	000	046	022	34	3445	907	045	065	208	240	3445	937	019	043	205	112	3445	937	019	043	205	112
3445	817	000	060	004	77	3445	908	127	226	443	141	3445	938	016	041	184	152	3445	938	016	041	184	152
3445	818	000	045	065	38	3445	909	223	028	121	376	3445	939	066	067	228	409	3445	939	066	067	228	409