



Artist Statement

Shawn Patrick Schuler

Within my studies as an undergraduate artist, I have predominantly expanded my horizons on dimensions and space. My primary Bachelor's degree is Electronic Art. However I am receiving another Bachelor in Landscape Design and Contracting with a Minor in Global Environmental Sustainability. With having both these degrees to refer to from the different colleges you can notice the influences from each design principle within my art. I utilize pre-existing sites to reference and create scale model projects. I refer to prominent landscapes, historic architectural structures by representing them through digital fabrication methods and techniques. I have always been intrigued by representing projects with depth and complexity, in order to represent my reference or design as clearly as possible. Currently I use a 3-D modeling program called Rhinoceros 5, and use the epilog laser cutter to allow for precise cuts in order to assemble the models together accurately. Primarily I work with Baltic birch plywood on my models; however I have used acrylic Plexiglas, mat-board and cardboard to represent other projects. I enjoy the challenge of rebuilding an object from scratch to represent it in a smaller form in order for the viewer to comprehend the pieces scale in a more intimate setting. The more complex the design/project, the more I learn about problem solving and develop new methods and practices. For me, allowing the viewer to walk around the piece is more satisfying and is easier to grasp the information in front of them. My goal is to allow for the viewer to look at the actual object/place and have a moment of interaction with it, by walking around and viewing the piece from all angles. There is something unique to me about the reaction people get when they view a scaled object/site.

I do not only specialize in digital fabrication, however I also enjoy painting abstract marble paintings by only utilizing one toothpick to create curvilinear forms and latex wall paint dripped into the large custom frames I built. I am a high believer in "doing it yourself" so anything I create a majority of the time is designed from scratch. I love problem solving and I believe you can find that within all my pieces.

	<u>Title</u>	<u>Media</u>	<u>Original Format</u>
Figure 1:	Seven Wooden Sculptures	Sculpture	Wood, wood glue, and nails 15in x 8in x 10in
Figure 2:	Gestures 1	Sculpture	plaster, cement, wood, and nails 18 in x 8in x 12in
Figure 3:	Gestures 2	Sculpture	plaster, cement, wood, and nails 18 in x 8in x 14in
Figure 4:	Gestures 3	Sculpture	plaster, cement, wood, and nails 18 in x 8in x 10in
Figure 5:	Art Stream Mock Up 1	Digital Illustration	3D Modeling, 48 in x 12 in x 18in
Figure 6:	Art Stream 3D scale model	Digital Fabrication	Wood, aluminum sheeting, rivets 48 in x12 in x18in
Figure 7:	Metal Jeep scale model	Metalsmithing	Brass, Coper, nickel, rubber tubing 1.5in x 3in x 2in
Figure 8:	Villa Lante 3D model	Digital Illustration	3D Modeling 86inx 42inx 16in
Figure 9:	Villa Lante Scale model	Digital Fabrication	Wood, nails, wood glue 86inx 42inx 16in
Figure 10:	Interactive Board Game	Digital Fabrication	Acrylic Plexiglas 20in x 14in x 14in
Figure 11:	Interactive Story Board	Digital fabrication/ Drawing	Foam board, mat board, Velcro, glue 20in x 18in
Figure 12:	Animation Screen shot: 1	Digital Illustration	Adobe Programs, 14.4in x 9.6in
Figure 13:	Animation Screen shot: 2	Digital Illustration	Adobe Programs, 14.4in x 9.6in
Figure 14:	Colorado Woodcut	Digital Fabrication	Wood, wood stain, wood glue 20in x 30in x 1.5in
Figure 15:	Biggie Momentum	Digital Fabrication	Wood, wood stain, wood glue 24in x 36in x 1.5in
Figure 16:	Salzburg, Austria	Digital Fabrication	Wood, wood stain, wood glue 24in x 36in x 1.5in
Figure 17:	Dali's Elephant	Sculpture	Binding wire, oil based clay, plastic bags, wood 38in x 18in 12in
Figure 18:	Marbleized: 1	Painting	Latex paint, wood. 60in x 24in x 2in
Figure 19:	Waffle Bench	Digital Fabrication	Mat board. 10in x 6in x 4in
Figure 20:	Fractal Ram	Painting	Acrylic paint. 46in x 92in



Figure 1: Seven Wooden Sculptures.



Figure 2: Gestures 1.



Figure 3: Gestures 2.




Figure 4: Gestures 3.

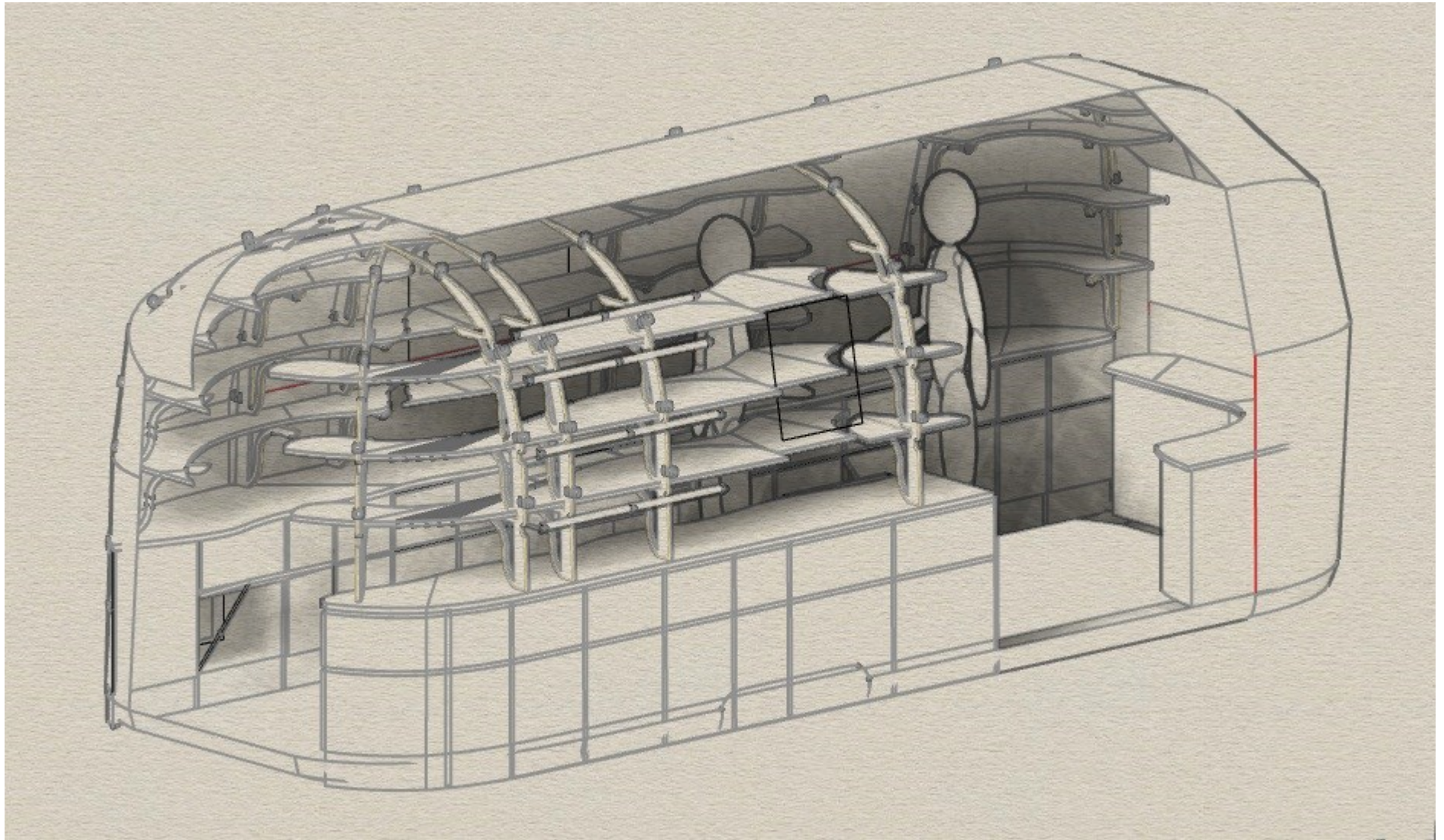


Figure 5: Art Stream Mock Up 1.




Figure 6: Art Stream 3D scale model.



Figure 7: Metal Jeep scale model.

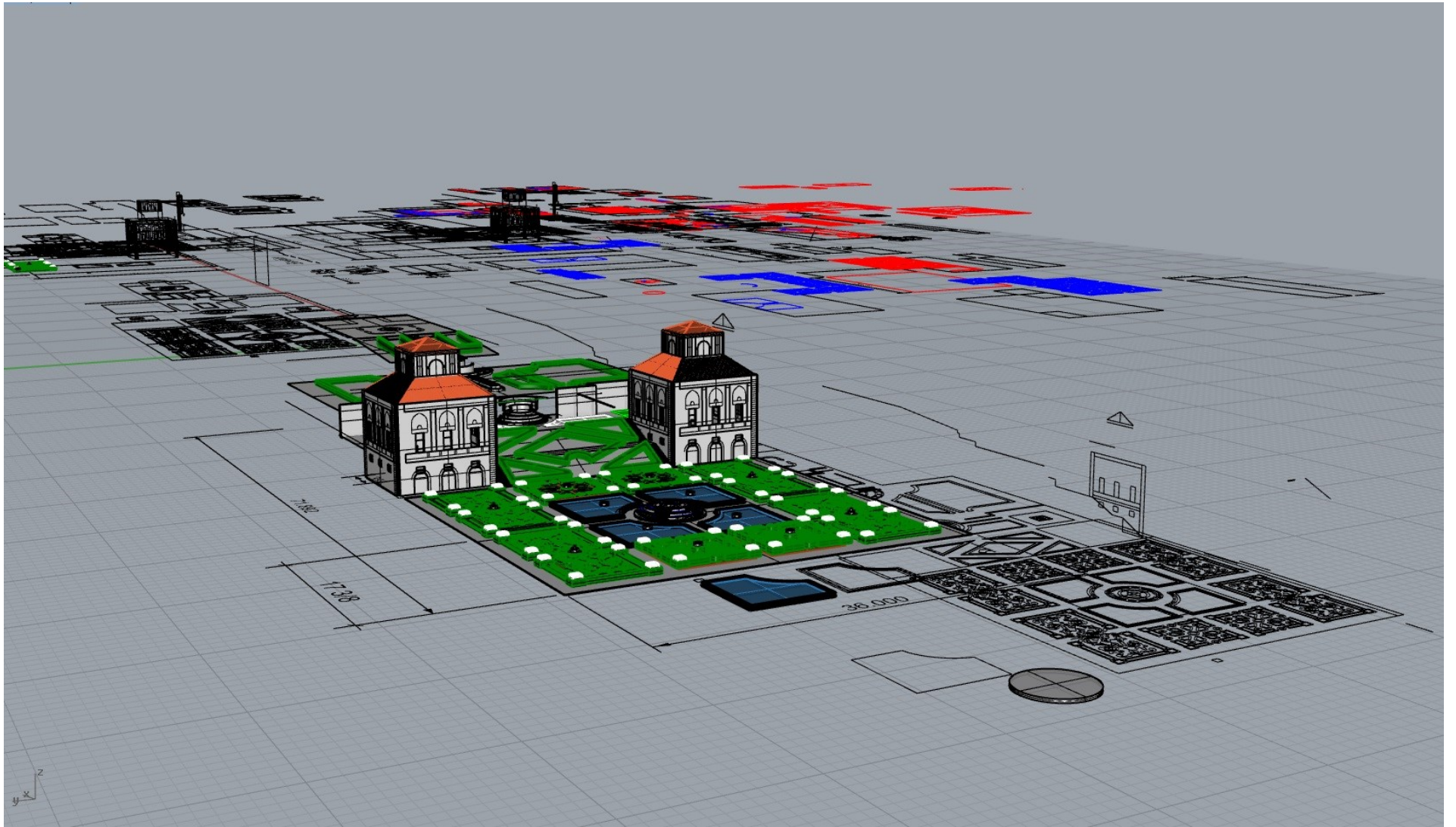


Figure 8: Villa Lante 3D model.



Figure 9: Villa Lante Scale model.



Figure 10: Interactive Board Game.



Figure 11: Interactive Story Board.



Figure 12: Animation Screen shot: 1.



Figure 13: Animation Screen shot: 2.



Figure 14: Colorado Woodcut.



Figure 15: Biggie Momentum.



Figure 16: Salzburg, Austria.



Figure 17: Dali's Elephant.



Figure 18: Marbleized: 1.



Figure 19: Waffle Bench.



Figure 20: Fractal Ram.